

**STATE BOARD OF EDUCATION SPECIAL MEETING**  
**November 30, 2015**  
**Office of the State Board of Education**  
**Len B. Jordan Building**  
**650 W State Street, 3<sup>rd</sup> Floor**  
**Boise, Idaho**



**Teleconference Number:** 1-877-820-7829

**Participant Code:** 9096313

**Monday, November 30, 2015, 10:30 am, Mountain Time**

**PLANNING, POLICY AND GOVERNMENTAL AFFAIRS**

1. Pending Rule – Docket No. 08-0109-1501 – GearUP Idaho Scholarship
2. Pending Rule – Docket No. 08-0113-1501 – Opportunity Scholarship
3. Pending Rule – Docket No. 08-0201-1501 – Rules Governing Administration - GED Assessment
4. Pending Rule – Docket No. 08-0201-1502 – Rules Governing Administration - Continuous Improvement Plans
5. Pending Rule – Docket No. 08-0202-1501 – Rules Governing Uniformity - Teacher Certification
6. Pending Rule – Docket No. 08-0203-1505 – Rules Governing Thoroughness - Advanced Opportunities
7. Pending Rule – Docket No. 08-0203-1507 – Rules Governing Thoroughness - Graduation Requirements
8. Pending Rule – Docket No. 08-0501-1501 – Seed Certification, Incorporated by Reference - Standards
9. Pending Rule – Docket No. 47-0101-1501 – Vocational Rehabilitation, Incorporated by Reference – Field Service Manual

**DEPARTMENT OF EDUCATION**

1. Pending Rule – Docket No. 08-0202-1504 – Rules Governing Uniformity, Incorporated by Reference – Standards – Certification of Professional School Personnel
2. Pending Rule – Docket No. 08-0203-1503 – Rules Governing Thoroughness – Data Collection for Advanced Opportunities
3. Pending Rule – Docket No. 08-0203-1506 – Rules Governing Thoroughness – End of Course Achievement Standards, Incorporated by Reference – Special Education Manual
4. Pending Rule – Docket No. 08-0203-1508 – Rules Governing Thoroughness – Compliance with IDEA/IEP Timelines
5. Pending Rule – Docket No. 08-0203-1509 – Rules Governing Thoroughness, Incorporated by Reference/Amended Content Standards – Humanities and Science

6. Pending Rule – Docket No. 08-0203-1510 – Rules Governing Thoroughness – Physical Education Curricular Materials
7. Pending Rule – Docket No. 08-0203-1511 – Rules Governing Thoroughness – Idaho English Language Assessment
8. Idaho State Teacher Equity Plan

**PLANNING, POLICY AND GOVERNMENTAL AFFAIRS  
NOVEMBER 30, 2015**

---

<b>TAB</b>	<b>DESCRIPTION</b>	<b>ACTION</b>
1	<b>PENDING RULE – DOCKET NO. 08-0109-1501 – GEARUP IDAHO SCHOLARSHIP</b>	Action Item
2	<b>PENDING RULE – DOCKET NO. 08-0113-1501 – OPPORTUNITY SCHOLARSHIP</b>	Action Item
3	<b>PENDING RULE – DOCKET NO. 08-0201-1501 RULES GOVERNING ADMINISTRATION – GED ASSESSMENT</b>	Action Item
4	<b>PENDING RULE – DOCKET NO. 08-0201-1502 – RULES GOVERNING ADMINISTRATION – CONTINUOUS IMPROVEMENT PLANS</b>	Action Item
5	<b>PENDING RULE – DOCKET NO. 08-0202-1501 – RULES GOVERNING UNIFORMITY – TEACHER CERTIFICATION</b>	Action Item
6	<b>PENDING RULE – DOCKET NO. 08-0203-1505 – RULES GOVERNING THOROUGHNESS – ADVANCED OPPORTUNITIES</b>	Action Item
7	<b>PENDING RULE – DOCKET NO. 08-0203-1507 – RULES GOVERNING THOROUGHNESS – GRADUATION REQUIREMENTS</b>	Action Item
8	<b>PENDING RULE – DOCKET NO. 08-0501-1501 – SEED CERTIFICATION, INCORPORATED BY REFERENCE – STANDARDS</b>	Action Item
9	<b>PENDING RULE – DOCKET NO. 47-0101-1501 – VOCATIONAL REHABILITATION, INCORPORATED BY REFERENCE – FIELD SERVICE MANUAL</b>	Action Item

THIS PAGE INTENTIONALLY LEFT BLANK

**PLANNING, POLICY AND GOVERNMENTAL AFFAIRS**  
**NOVEMBER 30, 2015**

---

**SUBJECT**

Pending Rule – Docket No. 08-0109-1501, Rules Governing the GEAR UP Idaho Scholarship Program

**REFERENCE**

June 2011	Board approved proposed rule changes to IDAPA 08.01.09, Rules Governing GEAR UP Idaho Scholarship
November 2011	Board approved pending rule, Docket 08-0109-1101, amending the GEAR UP Idaho Scholarship
June 2013	Board approved proposed rule changes to IDAPA 08.01.09, Rules Governing GEAR UP Idaho Scholarship
October 2013	Board approved pending rule, Docket 08-0109-1301, amending the GEAR UP Idaho Scholarship
August 2015	Board approved proposed rule changes to IDAPA 08.01.09, Rules Governing GEAR UP Idaho Scholarship program

**APPLICABLE STATUTE, RULE, OR POLICY**

Idaho Administrative Code, IDAPA 08.01.09

**BACKGROUND/DISCUSSION**

The GEAR UP Idaho Scholarship is the scholarship component of the Federal GEAR UP grant. The scholarship is available to those students who attended a school participating in the GEAR UP program and who participated in the programs early intervention component in grades seven (7) through ten (10). To be eligible for participation the student must have graduated in 2012, 2013, or 2014. During this past award cycle, a number of areas within the rule were identified as needing further clarification.

The proposed amendment to IDAPA 08.01.09 will allow applications to be submitted after March 1, and specify that applications received after that date may not receive an award until the following year, expand the scholarship award renewal period from eight (8) continuous semesters to ten (10), reduce the number of days prior to the first day of the academic term for students who have an interruption in their enrollment. The proposed amendment will provide additional clarity to the initial application process, the selection of recipients, and continuing eligibility requirements, then make technical corrections. The GEAR UP Idaho Scholarship is a federal program and subject to the federal regulations for the program.

**IMPACT**

The proposed changes will provide efficiencies in the administration of the scholarship awards, as well as provide clarity for individuals applying for the scholarship.

**PLANNING, POLICY AND GOVERNMENTAL AFFAIRS  
NOVEMBER 30, 2015**

---

**ATTACHMENTS**

Attachment 1 – Pending Rule Docket No. 08-0109-1501

Page 3

**STAFF COMMENTS AND RECOMMENDATIONS**

Proposed rules have a 21 day comment period prior to becoming pending rules. Based on received comments and Board direction, changes may be made to proposed rules prior to entering the Pending stage. If approved, pending rules will be submitted to the Department of Administration for publication in the Idaho Administrative Rules Bulletin for consideration by the legislature. Pending rules become effective at the end of the legislative session in which they are submitted if they are not rejected by the Legislature.

We received no comments during the 21 day public comment period. There have been no changes to the rule between the proposed and pending rule.

**BOARD ACTION**

I move to approve Pending Rule, Docket No. 08-0109-1501, as submitted in Attachment 1.

Moved by \_\_\_\_\_ Seconded by \_\_\_\_\_ Carried Yes \_\_\_\_\_ No \_\_\_\_\_

**PLANNING, POLICY AND GOVERNMENTAL AFFAIRS**  
**NOVEMBER 30, 2015**

---

**IDAPA 08**  
**TITLE 01**  
**CHAPTER 09**

**08.01.09 - RULES GOVERNING THE GEAR UP IDAHO SCHOLARSHIP PROGRAM**

**500. CONTINUING ELIGIBILITY.**

To remain eligible for renewal of a GEAR UP Idaho scholarship, the recipient must comply with all of the provisions of the GEAR UP Idaho Program and these rules, in addition to the following requirements: (3-29-12)

**01. Renewal Application.** A scholarship recipient must complete and submit a renewal application in order to be considered for a continuing scholarship for each succeeding year. A completed application for the renewal of a GEAR UP Idaho scholarship must be submitted to the Board electronically by the date established on the application, but not later than March 1 to be eligible to receive the award for the next academic year. An applicant without electronic capabilities may submit an application on the form established by the GEAR UP Idaho Program administrator through the United States Postal Service, which must be postmarked no later than March 1. In addition, a scholarship recipient must update and submit the FAFSA on or prior to March 1 to be eligible to receive the award for the next academic year, applications received after this day may be considered for awards for the next academic year contingent on availability of funds and attending institution deadlines. (3-20-14)

**02. Credit Hours.** To remain eligible for renewal of a scholarship award, the scholarship recipient must be enrolled as a full-time student and have completed a minimum of twenty-four (24) credit hours or its equivalent for the academic year in which the student received a scholarship award. (3-20-14)

**03. Satisfactory Academic Progress.** To remain eligible for renewal of a scholarship, the scholarship recipient must have maintained a minimum cumulative grade point average of two point zero (2.0) on a scale of four point zero (4.0) during the time that the recipient received an award, and must be maintaining satisfactory academic progress, consistent within federal financial regulations as implemented at the eligible Idaho postsecondary educational institution at which the scholarship recipient was enrolled. (3-20-14)

**04. Transfer Students.** Scholarship recipients who transfer to another eligible institution remain eligible for scholarship renewal and must inform the administrator no later than March 1 the end of the next academic period following the transfer. (3-20-14)

**05. Maximum Scholarship Award.** The award of a GEAR UP Idaho scholarship shall not exceed the equivalent of eight (8) ten (10) continuous semesters or the equivalent of four (4) five (5) continuous academic years. (3-29-12)

**501.--- 599. (RESERVED)**

**600. MISCELLANEOUS PROVISIONS.**

A scholarship recipient whose continuous enrollment is interrupted for more than four (4) months for any reason but who intends to re-enroll in an eligible Idaho postsecondary educational institution must file a letter of intent to interrupt continuous enrollment no later than sixty (60) thirty (30) days prior to the first day of the academic term of the discontinued attendance. Failure to do so may result in forfeiture of the scholarship. The Board will review each request for interruption and notify the individual of approval or denial of the request. In addition, the individual must file a statement with the Board declaring his intent to re-enroll as a full-time undergraduate student in an academic or professional-technical program in an eligible Idaho postsecondary educational institution for the succeeding academic year no later than thirty (30) days prior to the first day of the academic term in which the individual intends to re-

**PLANNING, POLICY AND GOVERNMENTAL AFFAIRS**  
**NOVEMBER 30, 2015**

---

enroll. An extension of interruption of continuous enrollment period may be granted for eligible students due to military service in the United States armed forces, medical circumstances, or other circumstances approved by the state board of education's executive director. All requests for extension must be made ~~sixty (60)~~thirty (30) days prior to the start of the succeeding academic year. (3-20-14)



**PLANNING, POLICY AND GOVERNMENTAL AFFAIRS**  
**NOVEMBER 30, 2015**

---

**SUBJECT**

Pending Rule – Docket No. 08-0113-1501, Rules Governing the Opportunity Scholarship Program

**REFERENCE**

October 2012	Board approved legislation consolidating and streamlining the state scholarships managed by the Board Office
June 2013	Board approved proposed rule amendments bringing IDAPA 08.01.13 into alignment with SB1027 (2013) changes.
November 2013	Board approved pending rule bringing IDAPA 08.01.13 in alignment with SB1027 (2013) changes.
August 2015	Board approved proposed rule amendments, consisting of technical edits allowing for greater efficiency in administering the program.

**APPLICABLE STATUTE, RULE, OR POLICY**

Idaho Administrative Code, IDAPA 08.01.13  
Chapter 56, Title 33, Idaho Code

**BACKGROUND/DISCUSSION**

Proposed changes to IDAPA 08.01.13 would make technical corrections and clarify the eligibility and application requirements for the Opportunity Scholarship applicants. Technical corrections include specifying the grade point average used is the cumulative; unweighted grade point average; authorization for the Board's Executive Director to establish the application form; and clarification that after the initial awards are made, if based on the student acceptance rate, there are additional funds available to be awarded, those awards may be made after the June 1 initial award date deadline.

Additional changes allow the executive director to approve extensions of the award for those students who have earned over one-hundred (100) credits and will not be able to complete their program of study within two (2) semesters if there are extenuating circumstances. Further, the credit hour requirements have been amended to twenty-four (24) credits in an academic year rather than twelve (12) credits in each semester.

**IMPACT**

The proposed changes will provide for efficiencies in the administration of the rule as well as provide clarity for individuals applying for the scholarship. The proposed rule, if accepted by the legislature, would take effect at the end of the 2016 legislative session.

**ATTACHMENTS**

Attachment 1 – Pending rule Docket No. 08-0113-1501

Page 3

**PLANNING, POLICY AND GOVERNMENTAL AFFAIRS**  
**NOVEMBER 30, 2015**

---

**STAFF COMMENTS AND RECOMMENDATIONS**

Proposed rules have a 21 day comment period prior to becoming pending rules. Based on received comments and Board direction, changes may be made to proposed rules prior to entering the pending stage. If approved, pending rules will be submitted to the Department of Administration for publication in the Idaho Administrative Rules Bulletin for consideration by the legislature. Pending rules become effective at the end of the legislative session in which they are submitted if they are not rejected by the Legislature.

We received no comments during the 21 day public comment period. There have been no changes to the rule between the proposed and pending rule.

**BOARD ACTION**

I move to approve Pending Rule – Docket No. 08-0113-1501, as submitted in Attachment 1.

Moved by \_\_\_\_\_ Seconded by \_\_\_\_\_ Carried Yes \_\_\_\_\_ No \_\_\_\_\_

**PLANNING, POLICY AND GOVERNMENTAL AFFAIRS  
NOVEMBER 30, 2015**

---

**IDAPA 08  
TITLE 01  
CHAPTER 13**

**08.01.13**

**- RULES GOVERNING THE OPPORTUNITY SCHOLARSHIP PROGRAM**

**000. LEGAL AUTHORITY.**

In accordance with Sections 33-105, 33-5605, and 33-5606(2)(c), Idaho Code the State Board of Education (Board) shall promulgate rules implementing the provisions of Title 33, Chapter 56, Idaho Code. (4-2-08)

**001. TITLE AND SCOPE.**

**01. Title.** These rules shall be cited as IDAPA 08.01.13, "Rules Governing the Opportunity Scholarship Program." (4-2-08)

**02. Scope.** These rules constitute the requirements for the Opportunity Scholarship Program. (4-2-08)

**002. WRITTEN INTERPRETATIONS.**

In accordance with Section 67-5201(19)(b)(iv), Idaho Code, written interpretations, if any, of the rules of this chapter are available at the Board. (4-2-08)

**003. ADMINISTRATIVE APPEALS.**

Unless otherwise provided for in the rules of the Board or in the Board Governing Policies and Procedures, all administrative appeals allowed by law shall be conducted as provided herein. (4-2-08)

**004. INCORPORATION BY REFERENCE.**

There are no documents that have been incorporated by reference into these rules. (4-2-08)

**005. OFFICE INFORMATION.**

**01. Office Hours.** The offices of the Board are open from 8 a.m. to 5 p.m., except Saturday, Sunday, and legal holidays. (4-2-08)

**02. Street Address.** The offices of the Board are located at 650 W. State Street, Boise, Idaho. (4-2-08)

**03. Mailing Address.** The mailing address of the Board is P.O. Box 83720, Boise, Idaho 83720-0037. (4-2-08)

**04. Telephone Number.** The telephone number of the Board is (208) 334-2270. (4-2-08)

**05. Facsimile.** The facsimile number of the Board is (208) 334-2632. (4-2-08)

**06. Electronic Address.** The electronic address of the Board of Education at [www.boardofed.idaho.gov](http://www.boardofed.idaho.gov). (4-2-08)

**006. PUBLIC RECORDS ACT COMPLIANCE.**

These rules are subject to the provisions of the Idaho Public Records Act, Title 9, Chapter 3, Idaho Code. (4-2-08)

**007. -- 009.**

**(RESERVED)**

**010. DEFINITIONS.**

**PLANNING, POLICY AND GOVERNMENTAL AFFAIRS**  
**NOVEMBER 30, 2015**

---

**01. Grade Point Average (GPA).** Means the ~~average-cumulative, unweighted grade point average~~ grade earned by a student, figured by dividing the grade points earned by the number of credits attempted. (3-20-14)

**011. -- 100. (RESERVED)**

**101. ELIGIBILITY.**

**01. Undergraduate Student.** An eligible student must be pursuing their first undergraduate certificate or degree. A student may have received multiple certificates or degrees as part of the natural progression towards a recognized baccalaureate degree program. A student who is enrolled in a graduate program, but who has not yet earned a baccalaureate degree, is not eligible for an opportunity scholarship. A student enrolled in an undergraduate program is eligible for consideration for an opportunity scholarship, even if some of the student's courses are at the graduate level. (3-20-14)

**02. Academic Eligibility.** (4-2-08)

**a.** Applicants for the opportunity scholarship are selected as recipients, in part, on the basis of their cumulative unweighted GPA. (3-20-14)

**b.** To be eligible for an opportunity scholarship, an applicant must meet minimum academic eligibility criteria, as follows: (3-20-14)

**i.** A student who has not yet graduated from secondary school or its equivalent in the state of Idaho must have an un-weighted minimum cumulative grade point of average of three point zero (3.0) or better on a scale of four point zero (4.0) to be eligible to apply for an opportunity scholarship. Home schooled students must provide a transcript of subjects taught and grades received signed by the parent or guardian of the student; or (3-20-14)

**ii.** A student who has obtained a general equivalency diploma must have taken the ACT assessment and received a minimum composite score of twenty (20) or better, or the equivalent SAT assessment and received a nine hundred fifty (950) or better, to be academically eligible to apply for an opportunity scholarship; or (3-20-14)

**iii.** A student currently enrolled in an eligible Idaho postsecondary educational institution must have a minimum cumulative grade point average of three point zero (3.0) or better on a scale of four point zero (4.0) at such institution in order to be academically eligible to apply for an opportunity scholarship. (3-20-14)

**03. Financial Eligibility.** Applicants for the opportunity scholarship are selected as recipients, in part, on the basis of demonstrated financial need. The tool used to determine financial need will be the Free Application for Federal Student Aid (FAFSA), used by the United States Department of Education. The financial need of an applicant for an opportunity scholarship will be based upon the validated expected family contribution, as identified by the FAFSA Student Aid report. The Student Aid report used to calculate financial need will be the report generated on the March 1 application deadline. (3-20-14)

**04. Additional Eligibility Requirements.** (4-2-08)

**a.** A student must not be in default on a student educational loan, or owe a repayment on a federal grant, and must be in good financial standing with the opportunity scholarship program. (3-20-14)

**b.** If a student has attempted or completed more than one hundred (100) postsecondary academic credits, then such student must identify his or her major, the required number of credits necessary for graduation in such major, and shall submit an academic transcript that contains all courses taken and all postsecondary academic credit received to the Board office. A student shall not be eligible for an opportunity scholarship if: (3-20-14)

**i.** The student is not meeting satisfactory academic progress at the eligible Idaho postsecondary educational institution the student is attending at the time he or she applies for an opportunity scholarship; (4-2-08)

**ii.** The student has completed more than one hundred fifty percent (150%) of the courses and academic

**PLANNING, POLICY AND GOVERNMENTAL AFFAIRS**  
**NOVEMBER 30, 2015**

---

credit necessary to graduate in such major; or (4-2-08)

iii. Upon review of the student's academic transcript(s), the student cannot complete their degree/certificate in the major they have identified within two (2) semesters based on normal academic course load: unless a determination by the Executive Director has been made that there are extenuating circumstances and the student has a plan approved by the Executive Director outline the courses that will be taken and the completion date of the degree/certificate.

(3-20-14)

**102. -- 201. (RESERVED)**

**202. APPLICATION PROCESS.**

**01. Initial Applications.** An eligible student must complete and submit the opportunity scholarship program application to the Board electronically on or before the date specified in the application, but not later than March 1. An applicant without electronic capabilities may submit an application on the form established by the Board through the United States Postal Service, which must be postmarked not later than March 1. All applicants must complete and submit the FAFSA on or prior to March 1 ~~of his last year of secondary school~~. An applicant without electronic capabilities may submit an application on the form established by the Board executive director, through the United States Postal Service, which must be postmarked by March 1. (3-20-14)

**02. Announcement of Award.** Announcement of the award of initial scholarships will be made no later than June 1 of each year, with awards to be effective at the beginning of the first full term following July 1 of that year. Announcements must clearly state the award is part of the state's scholarship program and is funded through state appropriated funds. Additional award announcement may be made after this date based on the availability of funds and the acceptance rate of the initial awards. (3-20-14)

**03. Communication with State Officials.** Applicants must respond by the date specified to any communication from officials of the opportunity scholarship program. Failure to respond within the time period specified will result in cancellation of the application or forfeiture of the scholarship unless extenuating circumstances are involved and approved by the state board of education executive director or designee. (3-20-14)

**203. -- 299. (RESERVED)**

**300. SELECTION OF SCHOLARSHIP RECIPIENTS.**

**01. Selection Process.** Scholarship awards will be based on the availability of scholarship program funds. In addition, opportunity scholarships will be awarded to applicants, based on ranking and priority, in accordance with the following criteria: (3-20-14)

**a.** Eligible students shall be selected based on rating criteria that assigns seventy percent (70%) to financial eligibility, and thirty percent (30%) to academic eligibility. In the event that this weighted score results in a tie, an eligible student who submitted his application to the Board earliest in time will be assigned a higher rank. (3-20-14)

**b.** Notwithstanding Subsection 300.01.a. of these rules, the priority for the selection of recipients of opportunity scholarship awards shall be to scholarship recipients who received a previous opportunity scholarship award, and have continuing eligibility based upon financial need and other criteria provided in these rules. (4-2-08)

**02. Monetary Value of the Opportunity Scholarship.** (4-2-08)

**a.** The Board will, by resolution each year, establish the educational costs for attending an eligible Idaho postsecondary educational institution for purposes of the opportunity scholarship program. The educational costs will be established as a not to exceed amount for each eligible Idaho postsecondary educational institution. (3-20-14)

**PLANNING, POLICY AND GOVERNMENTAL AFFAIRS**  
**NOVEMBER 30, 2015**

---

b. The monetary value of the opportunity scholarship award to a student shall be based on the educational costs for attending an eligible Idaho postsecondary educational institution, less the following: (4-2-08)

i. The amount of the assigned student responsibility, established by the Board annually; (4-2-08)

ii. The amount of federal grant aid, as identified by the Student Aid Report (SAR) that is known at the time of award determination; (3-20-14)

iii. The amount of other financial aid awarded the student, from private or other sources that is known at the time of award determination. (3-20-14)

c. The amount of an opportunity scholarship award to an individual student shall not exceed the educational cost established by the Board annually, and shall not exceed the actual cost of tuition at an Idaho public postsecondary educational institution, or if the student attends or will attend an Idaho private postsecondary educational institution, the average tuition at Idaho's public four (4) year postsecondary educational institutions. (3-20-14)

**301. OPPORTUNITY SCHOLARSHIP AWARD.**

**01. Payment.** Payment of opportunity scholarship awards will be made in the name of the recipient and will be sent to a designated official at the eligible Idaho postsecondary educational institution in which the recipient is enrolled. The official must transmit the payment to the recipient within a reasonable time following receipt of the payment. (4-2-08)

**02. Duration.** Scholarships will be awarded on an annual basis and payments will correspond to academic terms, semesters, quarters, or equivalent units. In no instance will the entire amount of a scholarship be paid in advance to, or on behalf of, a scholarship recipient. The scholarship covers up to four (4) educational years, or eight (8) semesters or equivalent for attendance at an eligible Idaho postsecondary educational institution. Awards are contingent on annual appropriations by the legislature and continued eligibility of the student. (3-20-14)

**03. Eligibility.** If a student receives an opportunity scholarship payment and it is later determined that the student did not meet all of the Opportunity Scholarship Program eligibility requirements, then the student is considered in overpayment status, and must return program funds in accordance with the eligible Idaho postsecondary educational institution's refund policy. (4-2-08)

**302. CONTINUING ELIGIBILITY.**

To remain eligible for renewal of an opportunity scholarship, the recipient must comply with all of the provisions of the Opportunity Scholarship Program and these rules, in addition to the following requirements: (4-2-08)

**01. Renewal Application.** A scholarship recipient must complete and submit a renewal application in order to be considered for a continuing scholarship for each succeeding year and update and submit the FAFSA on or prior to March 1. (3-20-14)

**02. Credit Hours.** To remain eligible for renewal of an opportunity scholarship, the scholarship recipient attending a four (4) year eligible postsecondary institution must have completed a minimum of ~~twelve (12)~~ **twenty four (24)** credit hours or its equivalent each ~~semester-academic year~~ that the student received an opportunity scholarship award. A scholarship recipient attending a two (2) year eligible postsecondary institution must have completed a minimum of ~~nine (9)~~ **eighteen (18)** credit hours or its equivalent each ~~semester-academic year~~ that the student received an opportunity scholarship award. (3-20-14)

**03. Satisfactory Academic Progress.** To remain eligible for renewal of an opportunity scholarship, the scholarship recipient must have maintained a minimum cumulative grade point average of three point zero (3.0) on a scale of four point zero (4.0) during the time that the recipient received an opportunity scholarship award, and must be maintaining satisfactory academic progress, consistent within federal financial regulations as implemented at the eligible Idaho postsecondary educational institution at which the scholarship recipient was enrolled. (3-20-14)

**PLANNING, POLICY AND GOVERNMENTAL AFFAIRS**  
**NOVEMBER 30, 2015**

---

**04. Maximum Duration of Scholarship Award.** The award of an opportunity scholarship shall not exceed the equivalent of eight (8) semesters or the equivalent of four (4) academic years. (3-20-14)

**05. Eligibility Following Interruption of Continuous Enrollment.** A scholarship recipient whose continuous enrollment is interrupted for more than four (4) months but less than two (2) years for any reason but who intends to re-enroll in an eligible Idaho postsecondary educational institution must file a letter of intent to withdraw no later than sixty (60) days prior to the first day of the academic term of the discontinued attendance to the Office of the State Board of Education. Failure to do so may result in forfeiture of the scholarship. The Board's Executive Director or designee will review each request for interruption and notify the individual of approval or denial of the request. In addition, the individual must file a statement with the Board declaring his intent to re-enroll as a full-time undergraduate student in an academic or professional-technical program in an eligible Idaho postsecondary educational institution for the succeeding academic year no later than thirty (30) days prior to the first day of the academic term in which the individual intends to re-enroll within two (2) years of the approval of the request to withdraw. Failure to do so will result in forfeiture of the scholarship unless an extension has been granted. An extension of interruption of continuous enrollment period may be granted for eligible students due to military service in the United States armed forces, medical circumstances, or other circumstances approved by the state board of education's executive director. All requests for extension must be made sixty (60) days prior to the start of the succeeding academic year. (3-20-14)

**303. -- 399. (RESERVED)**

**400. RESPONSIBILITIES OF ELIGIBLE IDAHO POSTSECONDARY EDUCATIONAL INSTITUTIONS.**

**01. Statements of Continuing Eligibility.** An eligible Idaho postsecondary educational institution participating in this Opportunity Scholarship Program must submit statements of continuing student eligibility to the Board by the 30th day after the end of each academic term/year. Such statements must include verification that the scholarship recipient is still enrolled, attending full time, maintaining satisfactory academic progress, and has not exceeded the award eligibility terms. (3-20-14)

**02. Other Requirements.** An eligible Idaho postsecondary educational institution must: (4-2-08)

**a.** Be eligible to participate in Federal Title IV financial aid programs, and must supply documentation to the Board verifying this eligibility, and prompt notification regarding any changes in this status; (4-2-08)

**b.** Have the necessary administrative computing capability to administer the Opportunity Scholarship Program on its campus, and electronically report student data records to the Board; (4-2-08)

**c.** Provide data on student enrollment and federal, state, and private financial aid for students to the Board, and (4-2-08)

**d.** Agree to permit periodic Opportunity Scholarship Program audits to verify compliance with Idaho law and these rules related to the program. (4-2-08)

**401. -- 500. (RESERVED)**

**501. APPEALS.**

Any opportunity scholarship applicant or recipient adversely affected by a decision made under provisions of these rules may appeal such adverse decision as follows. The opportunity scholarship applicant or recipient must appeal no later than thirty (30) days following notice of the decision, and the written statement must include the basis for the appeal. The appeal must be submitted to the executive director of the Board. The office of the board shall acknowledge receipt of the appeal within seven (7) days. The executive director of the Board may or may not agree to review the action, or may appoint a subcommittee of three (3) persons to hear the appeal, including at least one (1) financial aid administrator at an eligible postsecondary educational institution in Idaho. (3-20-14)

**PLANNING, POLICY AND GOVERNMENTAL AFFAIRS**  
**NOVEMBER 30, 2015**

---

**01. Transmittal to Subcommittee.** If the appeal is transmitted to the subcommittee, the subcommittee will review the appeal and submit a written recommendation to the executive director of the Board within fifteen (15) days from the time the subcommittee receives the appeal document. The opportunity scholarship applicant or recipient initiating the appeal will be notified by the chairperson of the subcommittee of the time and place when the subcommittee will consider the appeal and will be allowed to appear before the subcommittee to discuss the appeal. (3-20-14)

**02. Subcommittee Recommendations.** Following the subcommittee's decision, the executive director of the Board will present the subcommittee's recommendation to the full Board at the next regularly scheduled meeting of the Board. The opportunity scholarship applicant or recipient initiating the appeal may, at the discretion of the executive director of the Board, be permitted to make a presentation to the Board. (3-20-14)

**03. Board Decision.** The decision of the Board is final, binding, and ends all administrative remedies, unless otherwise specifically provided by the Board. The Board will inform the opportunity scholarship applicant or recipient in writing of the decision of the Board. (4-2-08)

**502. -- 999. (RESERVED)**



**PLANNING, POLICY AND GOVERNMENTAL AFFAIRS**  
**NOVEMBER 30, 2015**

---

**SUBJECT**

Pending Rule – Docket No. 08-0201-1501, General Education Development Test/Idaho High School Equivalency Certificate

**REFERENCE**

October 2013	Board approved proposed rule changes aligning the administrative rule with exam changes taking effect in January 2014
August 2013	Board approved pending rule changes (Docket 08-0201-1202)
June 2015	Board approved proposed rule changes, removing cut scores for high school equivalency certificate eligibility

**APPLICABLE STATUTE, RULE, OR POLICY**

Idaho Administrative code, IDAPA 08.02.01 – Section 650

**BACKGROUND/DISCUSSION**

The General Educational Development (GED ©) exam is a series of subject area tests that are standardized to meet the educational level of a graduating high school senior. The American Council on Education (ACE), in conjunction with Pearson VUE, developed a new assessment and process that was introduced in January 2014. The Division of Professional-Technical Education manages/administers the program, and public school institutions are authorized to administer the exam. The new GED Testing Service is a partnership between ACE and Pearson, the exam is now completely on-line.

Now that the new test has been administered for approximately a year, the Division of Professional-Technical Education is requesting additional changes to the administrative rule. These changes include language specifying that the High School Equivalency Certificate requests go to the Division, which has been the case since the GED was moved to the Division in 2008. Additionally, the “cut scores” are being removed allowing the scoring rubric and passing requirement established by the GED Testing Service to be used to determine eligibility for the high school equivalency certificate. The high school equivalency certificate is an additional certificate individuals may apply for in addition to having “passed” the GED exam. With the changes to the exam, and the focus on college and career readiness, a passing score on the exam is now in alignment with what would be considered by the Division as “passing”. Additional edits address how test takers obtain records or copies of transcripts to show successful completion. Currently all Idaho GED records and transcription services have been consolidated through a third-party vendor.

**IMPACT**

Approval of the pending rule will allow the rule to be submitted for publication and consideration by the 2016 legislature.

**ATTACHMENTS**

Attachment 1 – Pending Rule Docket No. 08-0201-1501

Page 3

**STAFF COMMENTS AND RECOMMENDATIONS**

Proposed rules have a 21 day comment period prior to becoming pending rules. Based on received comments and Board direction, changes may be made to proposed rules prior to entering the pending stage. If approved, pending rules will be submitted to the Department of Administration for publication in the Idaho Administrative Rules Bulletin for consideration by the legislature. Pending rules become effective at the end of the legislative session in which they are submitted if they are not rejected by the Legislature.

We received no comments during the 21 day public comment period. There have been no changes to the rule between the proposed and pending rule.

**BOARD ACTION**

I move to approve Pending Rule – Docket No. 08-0201-1501, as submitted in Attachment 1.

Moved by \_\_\_\_\_ Seconded by \_\_\_\_\_ Carried Yes \_\_\_\_\_ No \_\_\_\_\_

**PLANNING, POLICY AND GOVERNMENTAL AFFAIRS**  
**NOVEMBER 30, 2015**

---

**IDAPA 08.02.01**

**650. GENERAL EDUCATION DEVELOPMENT TESTS/IDAHO HIGH SCHOOL EQUIVALENCY CERTIFICATE.**

The primary objective of the State Board of Education is to have all students complete their formal education and graduate from high school. However, students who drop out of school and believe it is in their best interest to take the (General Education Development) G.E.D. test may do so under the following conditions and, upon successful completion of all G.E.D. requirements, may apply for an Idaho High School Equivalency Certificate. (4-1-97)

**01. General Education Development Tests.** General Education Development (GED) tests are given by approved testing centers for a statewide fee set by the Idaho Division of Professional-Technical Education. Candidates must make the minimum score for passing the GED test as established by the GED Testing service. (3-20-14)

**02. Age Criteria.** The applicant must satisfy one (1) of the following age criteria: (4-1-97)

**a.** The applicant must be at least eighteen (18) years of age; (4-1-97)

**b.** The applicant may be sixteen (16) or seventeen (17) years of age and be one (1) year or more behind in credits earned, expelled, recommended by the school, pregnant, or a parent. In such cases, the applicant is eligible if the applicant's school verifies in writing that the student meets one of the above criteria and this verification is on file at the testing center prior to any testing. The school may give its verification only after the applicant and his or her parent or guardian submit in writing a request for the applicant to take the GED tests and the applicant and the applicant's parent or guardian have met with school officials to review and discuss the request. (In cases where the applicant is not living with a parent or guardian, the parent or guardian's verification is not necessary.); (4-1-97)

**c.** The applicant may be sixteen (16) or seventeen (17) years of age and be entering college, the military, or an employment training program, enrolled in an Adult Basic Education Program, enrolled in the Job Corps, or incarcerated. In such cases, the applicant is eligible if the institution involved applies in writing for the applicant to take the GED tests and this application is on file at the testing center prior to any testing. (3-20-14)

**03. Proof of Identity.** Test takers must present proof of identification that shows legal name, date of birth, signature, address and photograph. Valid drivers' licenses, passports, military, and other forms of government-issued identification are acceptable. Two (2) forms of identification may be provided to meet these criteria. (3-20-14)

**04. Idaho High School Equivalency Certificate.** The State Department of Education will issue an Idaho High School Equivalency Certificate ([HSEC](#)) to eligible applicants. The normal fee for issuing a certificate is ten dollars (\$10); however, this fee will be waived for military service personnel and veterans. To be eligible [to receive an HSEC](#), an applicant must submit the following documents to the [State Department of Education Division of Professional-Technical Education](#): (4-1-97)

———**a.** An official report of GED test results showing successful completion of all requirements [applicable to the version of the GED test taken by the applicant](#). Test scores are accepted as official only when reported directly by [official GED Testing Centers, the State's approved vendor for transcripts and records management](#), the Transcript Service of the Defense Activity for Non-Traditional Education Support (DANTES), [Veterans Administration hospitals and or](#), in special cases, the GED Testing Service. ~~Effective for all individuals taking the exam on or after January 1, 2014, individuals must receive a score of at least one hundred fifty (150) on a scale of one hundred through two hundred (100-200) on each of the four (4) content modules for the 2014 GED® exam and have a combined score of six hundred (600).~~ (3-20-14)

———**b.** ~~For those individuals~~[Individuals](#) who ~~take~~[took](#) the exam prior to January 1, 2014 [must also](#)

**PLANNING, POLICY AND GOVERNMENTAL AFFAIRS**  
**NOVEMBER 30, 2015**

---

~~furnish documentation that they met the American Government requirement of the State of Idaho, for successful completion, the test taker must earn a standard score of at least forty (40) on each of the five (5) tests and must earn an average standard score of forty five (45) on all five (5) tests. The testing centers will provide an American Government test for individuals who do not have credit in American Government or an official transcript showing completion of a course in American Government including study of the U.S. Constitution and principles of state and local government.~~ This requirement may be met by resident study in high school or college, correspondence study from an accredited university, DAN TES, or by successfully passing the American Government test furnished by the testing center. (3-20-14)

c. A completed form DD295 on all service personnel. This form is not required of veterans and non-veteran adults. (4-1-97)

d. A copy of a discharge if the applicant is a veteran of military service. (4-1-97)

~~e. Once eligibility is established, the State Department of Education will furnish the applicant with a special application form.~~ Applicants should submit their request using the form furnished by the Division of Professional-Technical Education, along with ten dollar (\$10) processing fee and appropriate documentation of above requirements. After the applicant completes this form and pays the ten dollar (\$10) processing fee, the applicant will be awarded an Idaho High School Equivalency Certificate. (4-1-97)

**651. -- 699. (RESERVED)**

**PLANNING, POLICY AND GOVERNMENTAL AFFAIRS**  
**NOVEMBER 30, 2015**

---

**SUBJECT**

Pending Rule – Docket No. 08-02-01-1502, Rules Governing Administration – Strategic Planning/Continuous Improvement Plans

**REFERENCE**

June 2014	Board approved temporary and proposed rule Docket 08-0201-1401, Strategic Planning.
November 2014	Board approved pending rule IDAPA 08.02.01.801.
August 2015	Board approved proposed rule changes to IDAPA 08.02.01, continuous improvement plans, amending the term strategic plan to continuous improvement plan, aligning the terms with those contained in Section 33-320, Idaho.

**APPLICABLE STATUTE, RULE, OR POLICY**

Sections 33-5201 to 5216, Idaho Code

**BACKGROUND/DISCUSSION**

Idaho Administrative Code, IDAPA 08.02.01.800 establishes the qualification requirements for eligible trainers that school districts and charter schools may use for the training described in Section 33-320, Idaho code, and the procedures for school districts and charter schools to request reimbursement for using said qualified trainers. Section 33-320, Idaho Code sets out requirements for each school district to have a strategic plan as well as the funding to districts to reimburse them for training in strategic planning, administrator evaluations, school finance, and governance and ethics. During the 2015 legislative session the term strategic planning was changed to continuous improvement planning. The proposed amendments brings the language used in IDAPA 08.02.01.800 into alignment with the language now used in Section 33-320, Idaho Code.

**IMPACT**

Approval of the proposed rule will bring the two components of Idaho law into alignment and avoid any confusion the different terms may cause the school districts and charter schools.

**ATTACHMENTS**

Attachment 1 – Pending Rule, Docket No. 08-02-01-1502

Page 3

**STAFF COMMENTS AND RECOMMENDATIONS**

Board staff worked with the stakeholder organizations in the development of the final language of this rule. All parties were in agreement with the proposed language.

**PLANNING, POLICY AND GOVERNMENTAL AFFAIRS**  
**NOVEMBER 30, 2015**

---

Proposed rules have a 21 day comment period prior to becoming pending rules. Based on received comments and Board direction, changes may be made to proposed rules prior to entering the pending stage. If approved, pending rules will be submitted to the Department of Administration for publication in the Idaho Administrative Rules Bulletin for consideration by the legislature. Pending rules become effective at the end of the legislative session in which they are submitted if they are not rejected by the Legislature.

We received no comments during the 21 day public comment period. There have been no changes to the rule between the proposed and pending rule.

**BOARD ACTION**

I move to approve Pending Rule – Docket No. 08-0201-1502, as submitted in Attachment 1.

Moved by \_\_\_\_\_ Seconded by \_\_\_\_\_ Carried Yes \_\_\_\_\_ No \_\_\_\_\_

**PLANNING, POLICY AND GOVERNMENTAL AFFAIRS**  
**NOVEMBER 30, 2015**

---

**801. ~~STRATEGIC CONTINUOUS IMPROVEMENT~~ PLANNING AND TRAINING.**

In accordance with Section 33-320, Idaho Code, every local education agency (LEA) shall develop and maintain a strategic plan that focusses on improving the student performance of the LEA through the continuous improvement process. (4-11-15)

**01. Definitions.** (4-11-15)

**a.** Administrator. As used in this section administrator means the superintendent of the school district or administrator of a charter school. (4-11-15)

**b.** Board. Board means the Idaho State Board of Education. (4-11-15)

**c.** Executive Director. Executive Director means the Executive Director of the Idaho State Board of Education. (4-11-15)

**d.** Local Education Agency Board. As used in this section local education agency or LEA Board means the board of trustees of a school district or board of directors of a charter school. (4-11-15)

**e.** Local Education Agency. As used in this section local education agency (LEA) means public school district or charter school. (4-11-15)

**f.** ~~Strategic Continuous Improvement~~ Plan. As used in this section, a continuous improvement plan is a strategic plan ~~is one~~ that focuses on continuous process improvement and the analysis of data to assess and prioritize needs and measure outcomes. (4-11-15)

**02. Reimbursement Eligibility.** LEA's may request reimbursement for training conducted pursuant to Section 33-320, Idaho Code. To be eligible for reimbursement the training and trainer must meet the following criteria: (4-11-15)

**a.** Training. The training must cover one (1) or more the follow subjects: (4-11-15)

i. ~~Strategic Continuous improvement~~ planning training. Strategic Continuous improvement planning training must include, but is not limited to, training on continuous process improvement, use and analysis of data, and methods for setting measurable targets based on student outcomes; (4-11-15)

ii. School finance; (4-11-15)

iii. Administrator evaluations, including, but not limited to, specifics on the Idaho state evaluation requirements and framework; (4-11-15)

iv. Ethics; or (4-11-15)

v. Governance. (4-11-15)

**b.** Documentation of Training. Training records shall be kept by the LEA showing: (4-11-15)

i. The length of the training in hours; (4-11-15)

ii. The subject(s) covered by the training; (4-11-15)

iii. The participants included in the training or validation of attendance of specific participants as applicable; and (4-11-15)

iv. The curriculum, agenda, or other documentation detailing the content of the training. (4-11-15)

**c.** Training Format. A majority of the LEA board and the administrator must collaborate on the

**PLANNING, POLICY AND GOVERNMENTAL AFFAIRS**  
**NOVEMBER 30, 2015**

---

strategic [continuous improvement](#) plan and engage students, parents, educators and the community, as applicable to the training subject and format. The training facilitator must be physically present or have the ability to interact directly with all training participants. Sufficient time must be provided during the sessions to give the participants an opportunity to discuss issues specific to the LEA. (4-11-15)

**d.** Trainer Qualifications. The trainer must meet the following qualifications: (4-11-15)

i. May not be a current employee of the LEA; (4-11-15)

ii. Must have two (2) years of documented training experience in the area of training being provided for the LEA; and (4-11-15)

iii. Must provide at least three (3) recommendations from individuals who participated in past training sessions conducted by the trainer. These recommendations must be included with the application to determine the trainer's qualifications. (4-11-15)

**e.** Qualified Trainers. Trainer qualifications will be determined by the Office of the State Board of Education. The State Board of Education will maintain a list of qualified trainers and the subject areas in which they are qualified. (4-11-15)

i. An individual or company may submit an application for consideration to be placed on the list of qualified trainers or the LEA may submit the application on behalf of the individual or company. (4-11-15)

ii. Applications must be submitted to the Executive Director in a format established by the Executive Director. (4-11-15)

iii. Trainer qualifications must be determined prior to the LEA's request for reimbursement of training costs. (4-11-15)

**03. Reimbursement.** Up to two thousand dollars (\$2,000) per state fiscal year will be reimbursed to the LEA for training costs. Reimbursement will be based on actual expenditures related to the training delivered. (4-11-15)

**04. Audit.** If requested, LEA's must provide training documentation or other information to verify eligibility prior to reimbursement. (4-11-15)

**802. -- 999. (RESERVED)**



**PLANNING, POLICY AND GOVERNMENTAL AFFAIRS**  
**NOVEMBER 30, 2015**

---

**SUBJECT**

Pending Rule – Docket No. 08-0202-1501 – Rules Governing Uniformity - Certification

**REFERENCE**

August 2014	Board approved proposed rules incorporating a tiered certification structure into administrative rule as well as reorganization of the section and cleanup of out of date language.
November 2014	Board approved the pending rule incorporating the proposed changes. (The 2015 Legislature rejected the proposed rule)
May 2015	Board approved a temporary rule broadening the language regarding the alternate route to certification – content specialist.
August 2015	Board approved proposed rule amendments reorganizing the teacher certification section and adding language necessary due to the adoption of the career ladder.

**APPLICABLE STATUTE, RULE, OR POLICY**

Idaho Administrative code, IDAPA 08.02.02  
Section 33-1201 and 33-1001, Idaho Code

**BACKGROUND/DISCUSSION**

Following the completion of the Task Force’s initial work, the Career Ladder/Tiered Licensure (Certification) Committee approved a framework for a tiered certification model that was proposed as amendments to the educator credentials contained in Administrative Code, IDAPA 08.02.02. In addition to the tiered certification model, the proposed rule also contained a number of edits that cleaned up old language, reorganized sections, and made technical corrections to the alternate routes to certification and the occupational certificates contained therein. The 2015 legislature rejected the pending rule during the 2015 legislative session, incorporating much of the tiered certification framework into HB296 (2015) instead. The overall rejection of the rule was with the understanding that the Board may choose to bring back many of the changes that resulted in cleaning up and reorganizing IDAPA 08.02.02 at a later date.

The current proposed changes to IDAPA 08.02.02 reorganize the entire section so that all the certificates are in one section, all endorsements are in one section, and all of the alternate routes to certification are grouped together in one section. Additional changes address issues identified with the alternate routes to certification that were previously approved by the Board as a temporary rule, as well as bringing the rule into alignment with the career ladder adopted in HB296 (2015).

**PLANNING, POLICY AND GOVERNMENTAL AFFAIRS**  
**NOVEMBER 30, 2015**

---

The issue discussed during the August 2015 Board meeting regarding the grade ranges (either the Standard Elementary or Standard Secondary certificate that allow an individual to teach in) are not included in the pending rule. These issues are still outstanding. Staff will be reporting to the Board at the December 2015 Board meeting on this and additional issues along with a timeline that will bring back recommendations for addressing these issues at the April Board meeting. At that time the Board will consider recommendations for bringing the current certification process into compliance with current Idaho law or making changes to Administrative Code to assure we have highly effective teachers in every classroom. Any Board approved amendments to Administrative Code can then be moved forward in the form of a proposed administrative rule during the 2016 rule promulgation schedule.

In addition to docket number 08-0202-1501, the Board also considered another proposed rule during the August Board meeting that amended language in this same section. This rule was pulled from consideration as the result of the discussion at the meeting. The rule that was pulled contained the creation of two new endorsements that the Board had previously discussed and were in favor of adding to the endorsement section of IDAPA 08.02.02. The Board approved, at the February 2015 Board meeting, two (2) new teacher preparation programs, one (1) for computer science and one (1) for engineering. The students successfully completing these programs would be eligible to earn a computer science endorsement or engineering endorsement (as applicable) on their teaching certificate. Since these two endorsements were part of a larger science, technology, engineering and math (STEM) education initiative in alignment with the Board approved STEM education strategic plan, Board staff incorporated the language for these two endorsements into the proposed rule that was published for public comment. The pending rule includes the addition of the language for these two endorsements that were part of the larger proposed rule amendments pulled during the August Board meeting.

**IMPACT**

Approval of the proposed rule will allow for the rule to go out for public comment. Following the end of the public comment period, the rule will come back to the Board as a Pending rule. The pending rule will be forwarded to the legislature for consideration. Once accepted by the legislature, the new certification language will take effect at the end of the 2016 legislative session.

**ATTACHMENTS**

Attachment 1 – Pending Rule, Docket No. 08-0202-1501, Certification	Page 5
Attachment 2 – Pending rule changes showing moved sections	Page 44

**STAFF COMMENTS AND RECOMMENDATIONS**

**PLANNING, POLICY AND GOVERNMENTAL AFFAIRS**  
**NOVEMBER 30, 2015**

---

Board staff worked with the stakeholder organizations in the development of the final language of this rule. All parties were in agreement with the proposed language with the exception of one section. The alternative route to certification for content specialists was broadened to allow for emergency situations when a school district cannot find any fully certificated staff to fill an opening. There was consensus on much of this language, allowing for some of the current requirements to be fulfilled during the first year in the classroom rather than prior to entering the classroom. However, the Idaho Education Association felt it was still overly broad and could result in having individuals teaching in the classroom that are not qualified and could adversely impact the education of the students they are assigned. This was weighed against the need for some flexibility at the school district level to find individuals to fill these positions in an emergency. Staff chose to go with the broader language at this time with the recognition that more work needs to be done in this area to address the balance between addressing the issues around hard-to-fill positions with underqualified individuals and having highly effective teachers in every classroom.

Proposed rules have a 21 day comment period prior to becoming pending rules. Based on received comments and Board direction, changes may be made to proposed rules prior to entering the pending stage. If approved, pending rules will be submitted to the Department of Administration for publication in the Idaho Administrative Rules Bulletin for consideration by the legislature. Pending rules become effective at the end of the legislative session in which they are submitted if they are not rejected by the Legislature.

We received one (1) comment during the 21 day public comment period as well as additional feedback from the Department of Education. Based on the comment received and feedback from the Department of Education, staff made small technical or stylistic changes. There were some additional changes that were requested by the Department, however, because the areas were not contemplated in the published proposed rule they could not have the benefit of the 21 day public comment period and were not considered at this time. It was recommended that the Department bring back these changes to the Board at a future date when the timeline for the promulgation of rules would allow for the consideration of new amendments to Administrative Code.

Attachment 1 provided the pending rule in the required format for administrative rules, and only shows those sections that are being amended. The added changes to the language that was published for public comment are marked with either a double strikethrough or double underline. This format shows language that was moved as if it were new language in the new area and stricken language in the original location. Attachment 2 provides the language for the entire section in a standard track changes format that allows you to see all of the sections that were moved, and not edited. Language that was moved is indicated in green, with either a double underline or double strikethrough. This version does not

**PLANNING, POLICY AND GOVERNMENTAL AFFAIRS**  
**NOVEMBER 30, 2015**

---

show the edits added between the proposed and pending rule that are included in Attachment 1.

**BOARD ACTION**

I move to approve pending rule, docket number 08-0202-1501 as submitted in Attachment 1

Moved by \_\_\_\_\_ Seconded by \_\_\_\_\_ Carried Yes \_\_\_\_\_ No \_\_\_\_\_

**PLANNING, POLICY AND GOVERNMENTAL AFFAIRS**  
**NOVEMBER 30, 2015**

---

**IDAPA 08**  
**TITLE 02**  
**CHAPTER 02**

**08.02.02 - RULES GOVERNING UNIFORMITY**

**005. OFFICE -- OFFICE HOURS -- MAILING AND STREET ADDRESS.**

The principal place of business of the State Board of Education (SBOE) and State Department of Education (SDE) is in Boise, Idaho. Both offices are located at 650 W. State, Boise Idaho 83702. The SDE is on the 2nd Floor, the SBOE is found in Room 307. Both offices are open from 8 a.m. to 5 p.m., except Saturday, Sunday, and legal holidays. The mailing address for the SBOE is PO Box 83720, Boise, ID 83720-0037. The mailing address for the SDE is PO Box 83720, Boise, ID 83720-0027. The SBOE phone numbers is (208) 334-2270 and the SDE phone number is (208) 332-6800 (7-1-02)( )

**(BREAK IN CONTINUITY OF SECTIONS)**

**007. DEFINITIONS.**

**01. Active Teacher.** K-12 teacher with a valid Idaho certificate who is currently teaching in an Idaho K-12 classroom/school. (3-16-04)

**02. Alternative Routes.** Routes to teacher certification designed for candidates who want to enter the teaching profession from non-education professions or the para-educator profession, or for teachers lacking certification in a specific area defined as an emergency district need. (3-16-04)

**03. Credential.** The general term used to denote the document on which all of a person's educational certificates and endorsements are listed. The holder is entitled to provide educational services in any and/or all areas listed on the credential. (3-16-04)

**04. Endorsement.** Term used to refer to the content area or specific area of expertise in which a holder is granted permission to provide services. (3-16-04)

**05. Idaho Student Achievement Standards.** Standards of achievement for Idaho's K-12 students. See IDAPA 08.02.03, "Rules Governing Thoroughness." (3-16-04)

**06. Individualized Professional Learning Plan.** An individualized plan based on the Idaho framework for teacher as outlined in Section 120 of these rules to include interventions based on the individual's strengths and areas of needed growth. ( )

**067. Institutional Recommendation.** Signed form or written verification from an accredited institution with an approved teacher preparation program stating that an individual has completed the program, received a basic or higher rating in all twenty-two (22) components of the Idaho framework for teaching evaluation, has an individualized professional learning plan, has demonstrated measurable student achievement or growth and the ability to create student learning objectives, and is now being recommended for state certification. (3-16-04)( )

**08. Local Education Agency (LEA).** An Idaho public school district or charter school pursuant to Section 33-5203(7), Idaho Code. ( )

**079. Orientation.** School district/school process used to acquaint teachers new to district/school on its policies, procedures and processes. (3-16-04)

**108. Para-Educator.** Aides and assistants employed by school districts to supplement instruction and provide additional assistance to students. (3-16-04)

**0911. Pedagogy.** Teaching knowledge and skills. (3-16-04)

**12. Student Learning Objective (SLO).** A measurable, long-term academic growth target that a teacher sets at the beginning of the year for all student or for subgroups of students. SLOs demonstrate a teacher's impact on student learning within a given interval of instruction based upon baseline data gathered at the beginning of the course. ( )

**PLANNING, POLICY AND GOVERNMENTAL AFFAIRS**  
**NOVEMBER 30, 2015**

---

**103. Teacher Leader.** A ~~master~~ teacher who facilitates the design and implementation of sustained, intensive, and job-embedded professional learning based on identified student and teacher needs. (4-4-13)(      )

**(BREAK IN CONTINUITY OF SECTIONS)**

**[Codified Section 015 is being moved and renumbered to proposed Section 016]**

**0165. IDAHO EDUCATOR CREDENTIAL.**

The State Board of Education authorizes the State Department of Education to issue certificates and endorsements to those individuals meeting the specific requirements for each area provided herein. (~~Section 33-1201, Idaho Code~~)(3-16-04)(      )

~~**01. Renewal Requirement – Mathematics In-Service Program.** In order to recertify, the state approved mathematics instruction course titled “Mathematical Thinking for Instruction”, or another State Department of Education approved alternative course, shall be required. The “Mathematical Thinking for Instruction” course consists of three (3) credits (or forty five (45) contact hours of in-service training). Teachers and administrators shall take one (1) of the three (3) courses developed that each teacher deems to be most closely aligned with their current assignment prior to September 1, 2014. Any teacher or administrator successfully completing said course shall be deemed to have met the requirement of Subsection 060.03.c. of this rule, regardless of whether such course is part of any official transcript. Successful completion of state approved mathematics instruction course shall be a one-time requirement for renewal of certification for those currently employed in an Idaho school district and shall be included within current requirements for continuing education for renewal. The following individuals listed in Subsection 016.01.a. through 016.01.e. shall successfully complete the “Mathematical Thinking for Instruction” course in order to recertify: (3-20-14)~~

~~**a.** Each teacher holding an Early Childhood/Early Childhood Special Education Blended Certificate (Birth–Grade 3) who is employed in an elementary classroom (multi-subject classroom, K-8); (3-29-10)~~

~~**b.** Each teacher holding a Standard Elementary Certificate (K-8) who is employed in an elementary classroom (multi-subject classroom K-8); (3-20-14)~~

~~**c.** Each teacher holding a Standard Secondary Certificate (6-12) teaching in a math content classroom (grade six (6) through grade twelve (12)) including Title I who is employed in an elementary classroom (multi-subject classroom K-8) (3-20-14)~~

~~**d.** Each teacher holding a Standard Exceptional Child Certificate (K-12) who is employed in an elementary classroom (multi-subject classroom K-8); (3-20-14)~~

~~**e.** Each school administrator holding an Administrator Certificate (Pre-K-12) who is employed in an elementary classroom (multi-subject classroom K-8), including all school district and charter administrators. (3-20-14)~~

~~**02. Out-of-State Applicants – Mathematical Thinking for Instruction.** (4-4-13)~~

~~**a.** Out of state applicants shall take the state approved mathematics instruction course titled “Mathematical Thinking for Instruction” as a certification requirement. The “Mathematical Thinking for Instruction” course consists of three (3) credits (or forty five (45) contact hours of in-service training). (3-29-10)~~

~~**b.** Those individuals who qualify for an Idaho certificate through state reciprocity shall be granted a three-year, non-renewable, interim certificate to allow time to meet the Idaho Mathematics In-service program requirement. (4-4-13)~~

~~**03. Waiver of Mathematics In-Service Program.** When applying for certificate renewal, an automatic waiver of the mathematics in-service program requirement shall be granted for any certificated individual living outside of the state of Idaho who is not currently employed as an educator in the state of Idaho. This waiver applies only as long as the individual remains outside the state of Idaho or as long as the individual is not employed as an educator in the state of Idaho. Upon returning to Idaho or employment in an Idaho public school, the educator will need to complete this requirement prior to the next renewal period.~~

**PLANNING, POLICY AND GOVERNMENTAL AFFAIRS**  
**NOVEMBER 30, 2015**

---

(3-20-14)

~~04. **Renewal Requirement—Idaho Comprehensive Literacy Course.** In order to recertify, a state approved Idaho Comprehensive Literacy Course shall be required. Successful completion of a state approved Idaho Comprehensive Literacy course shall be a one-time requirement for renewal of certification for those currently employed in an Idaho school district and shall be included within current requirements for continuing education for renewal. The following individuals listed in Subsection 016.04.a. through 016.04.e. shall successfully complete an Idaho Comprehensive Literacy course in order to recertify:~~

~~(4-4-13)~~

~~a. Each teacher holding an Early Childhood/Early Childhood Special Education Blended Certificate (Birth—Grade 3) who is employed in an elementary classroom (multi-subject classroom, K-8); (4-4-13)~~

~~b. Each teacher holding a Standard Elementary Certificate (K-8) who is employed in an elementary classroom (K-8); and (3-20-14)~~

~~c. Each teacher holding a Standard Exceptional Child Certificate (K-12) who is employed in a K-12 classroom. (3-20-14)~~

~~05. **Out-of-State Applicants—Idaho Comprehensive Literacy Course.** (3-20-14)~~

~~a. Out-of-state applicants shall take a state approved Idaho Comprehensive Literacy Course as a certification requirement. (3-20-14)~~

~~b. Those individuals who qualify for an Idaho certificate through state reciprocity shall be granted a three-year, non-renewable, interim certificate to allow time to meet the Idaho Comprehensive Literacy Course requirement (3-20-14)~~

**01. Standard Elementary Certificate. A Standard Elementary Certificate makes an individual eligible to teach grades Kindergarten (K) through eight (8), and may be issued to any person who has a bachelor's degree from an accredited college or university and who meets the following requirements: ( )**

**a. Completion of the general education requirements at an accredited college or university is required. ( )**

**b. Meets the following professional education requirements: ( )**

**i. A minimum of twenty-four (24) semester credit hours, or thirty-six (36) quarter credit hours, in the philosophical, psychological, methodological foundations, instructional technology, and in the professional subject matter of elementary education, which shall include at least six (6) semester credit hours, or nine (9) quarter credit hours, in developmental reading and its application to the content area. ( )**

**ii. The required minimum credit hours must include at least six (6) semester credit hours, or nine (9) quarter credit hours, of student teaching in grades kindergarten (K) through either (8) or two (2) years of satisfactory experience as a teacher in grades K-8. ( )**

**c. An institutional recommendation from an accredited college or university or verification of two (2) years of teaching experience in grades Kindergarten (K) through eight (8). ( )**

**d. All individuals, who begin an Idaho approved preparation program after July 1, 2013, seeking a Standard Elementary Certificate shall complete the requirements for a subject area endorsement as outlined under requirements for a Standard Secondary Certificate. An endorsement allowing teaching of that subject through grade eight (8) or a K-12 endorsement shall be added to the Standard Elementary Certificate. ( )**

**e. Proficiency in areas noted above is measured by completion of the credit hour requirements provided herein. Additionally, each candidate must meet or exceed the state qualifying score on approved elementary or secondary content area and pedagogy assessments. ( )**

**02. Standard Secondary Certificate. A Standard Secondary Certificate makes an individual eligible to**

**PLANNING, POLICY AND GOVERNMENTAL AFFAIRS**  
**NOVEMBER 30, 2015**

---

teaching grades six (6) through twelve (12). A Secondary Certificate may be issued to any person with a bachelor's degree from an accredited college or university and who meets the following minimum requirements: ( )

**a.** Completion of the general education requirements at an accredited college or university is required. (  
)

**b.** Professional Education Requirements: ( )

**i.** A minimum of twenty (20) semester credit hours, or thirty (30) quarter credit hours, in the philosophical, psychological, and methodological foundations, instructional technology, and in the professional subject matter of secondary education, which must include at least three (3) semester credit hours, or four (4) quarter credit hours of reading in the content area. ( )

**ii.** The required twenty (20) semester credit hours, or thirty (30) quarter credit hours, must also include at least six (6) semester credit hours, or nine (9) quarter credit hours, of secondary student teaching or two (2) years of satisfactory experience as a teacher in grades six (6) through twelve (12). ( )

**c.** Preparation in at least two (2) fields of secondary teaching: a first teaching field of at least thirty (30) semester credit hours, or forty-five (45) quarter credit hours, and a second teaching field of at least twenty (20) semester credit hours, or thirty (30) quarter credit hours. Preparation of not less than forty-five (45) semester credit hours, or sixty-seven (67) quarter credit hours, in a single subject area may be used in lieu of the first teaching field or second teaching field requirements. ( )

**d.** An institutional recommendation from an accredited college or university or verification of two (2) years of teaching experience in grades six (6) through twelve (12). (  
)

**e.** Proficiency in areas noted above is measured by completion of the credit hour requirements provided herein. Additionally each candidate must have a qualifying score on an approved content area assessment in an area(s) for which the certificate or endorsement(s) will be applied. ( )

**03. Blended Early Childhood Education / Early Childhood Special Blended Education Certificate.**  
A Blended Early Childhood Education / Early Childhood Special Education Certificate makes an individual eligible to teach in any early childhood educational setting for youth from birth to grade three (3), including those who are at-risk or have developmental delays. This certificate may be issued to any person with a baccalaureate degree from an accredited college or university and who meets the following minimum requirements: ( )

**a.** Completion of the general education requirements at an accredited college or university is required. (  
)

**b.** Meets the following professional education requirements. ( )

**i.** A minimum of thirty (30) semester credit hours, or forty-five (45) quarter credit hours, in the philosophical, psychological, and methodological foundations, in instructional technology, and in the professional subject matter of early childhood and early childhood-special education. The professional subject matter of early childhood and early childhood-special education shall include course work specific to the young child from birth through grade three (3) in the areas of child development and learning; curriculum development and implementation; family and community relationships; assessment and evaluation; professionalism; and, application of technologies. ( )

**ii.** The required thirty (30) semester credit hours, or forty-five (45) quarter credit hours, shall include not less than six (6) semester credit hours, or nine (9) quarter credit hours, of early childhood student teaching and three (3) semester credit hours, or four (4) quarter credit hours, of developmental reading. ( )

**c.** An institutional recommendation from an accredited college or university. ( )

**d.** Proficiency in areas noted above is measured by completion of the credit hour requirements provided herein. Additionally, each candidate shall meet or exceed the state qualifying score on approved early- childhood assessments. ( )

**04. Exceptional Child Certificate.**  Holders of this certificate are authorized to work with children who have been identified as having an educational impairment. ( )



**PLANNING, POLICY AND GOVERNMENTAL AFFAIRS**  
**NOVEMBER 30, 2015**

---

**a.** Completion of the general education requirements at an accredited college or university is required and six (6) or more semester credit hours, or nine (9) or more quarter credit hours of student teaching in a special education setting. ( )

**b.** Exceptional Child Generalist Endorsement (K-12). The Exceptional Child Generalist K-12 endorsement is non-categorical and allows one (1) to teach in any K-12 special education setting. This endorsement is valid for five (5) years. Six (6) credit hours are required every five (5) years for renewal. Regardless of prior special education experience, all initial applicants must provide an institutional recommendation that an approved special education program has been completed, with field work to include student teaching in an elementary or secondary special education setting. To be eligible for an Exceptional Child Certificate with a Generalist K-12 endorsement, a candidate must have satisfied the following requirements: ( )

i. Completion of a baccalaureate degree from an accredited college or university. ( )

ii. Completion, in an Idaho college or university, of a program in elementary, secondary, or special education currently approved by the Idaho State Board of Education, or completion, in an out-of-state college or university, of a program in elementary, secondary, or special education currently approved by the state educational agency of the state in which the program was completed. ( )

iii. Completion of thirty (30) semester credit hours in special education, or closely related areas, as part of an approved special education program. ( )

iv. Each candidate must have a qualifying score on an approved core content assessment and a second assessment related to the specific endorsement requested. ( )

**c.** Early Childhood Special Education Endorsement (Pre-K-3). The Early Childhood Special Education (Pre-K-3) endorsement is non-categorical and allows one to teach in any Pre-K-3 special education setting. This endorsement may only be added to the Standard Exceptional Child Certificate in conjunction with the Generalist K-12 endorsement and is valid for five (5) years. Six (6) credit hours are required every five (5) years for renewal. To be eligible for an Exceptional Child Certificate with an Early Childhood Special Education (Pre-K-3) endorsement, a candidate must have satisfied the following requirements: ( )

i. Completion of a program of a minimum of twenty (20) semester credit hours in the area of Early Childhood Education to include course work in each of the following areas: Child development and behavior with emphasis in cognitive-language, physical, social and emotional areas, birth through age eight (8); Curriculum and program development for young children ages three to eight (3-8); Methodology: planning, implementing and evaluating environments and materials for young children ages three to eight (3-8); Guiding young children's behavior: observing, assessing and individualizing ages three to eight (3-8); Identifying and working with atypical young children ages three to eight (3-8) Parent-teacher relations; and, Field work to include an internship and student teaching at the Pre-K - 3 grades. ( )

**d.** Deaf/Hard of Hearing Endorsement (K-12). Completion of a minimum of thirty-three (33) semester credit hours in the area of deaf/hard of hearing with an emphasis on instruction for students who use sign language or completion of a minimum thirty-three (33) semester credit hours in the area of deaf/hard of hearing with an emphasis on instruction for students who use listening and spoken language. An institutional recommendation specific to this endorsement is required. To be eligible for an Exceptional Child Certificate with a Deaf/Hard of Hearing endorsement, a candidate must have satisfied the following requirements. ( )

i. Completion of a baccalaureate degree from an accredited college or university; ( )

ii. Completion of a program from an Idaho college or university in elementary, secondary, or special education currently approved by the Idaho State Board of Education; or ( )

iii. Completion of a program from an out-of-state college or university in elementary, secondary, or special education currently approved by the state educational agency of the state in which the program was completed;( )

iv. Completion of a program of a minimum of thirty-three (33) semester credit hours in the area of Deaf/Hard of Hearing. Must receive an institutional recommendation specific to this endorsement from an accredited college or university. ( )

**PLANNING, POLICY AND GOVERNMENTAL AFFAIRS**  
**NOVEMBER 30, 2015**

---

e. Visual Impairment Endorsement (K-12). Completion of a program of a minimum of thirty (30) semester credit hours in the area of visual impairment. An institutional recommendation specific to this endorsement is required. To be eligible for an Exceptional Child Certificate with a Visually Impaired endorsement, a candidate must have satisfied the following requirements. ( )

i. Completion of a baccalaureate degree from an accredited college or university: ( )

ii. Completion in an Idaho college or university of a program in elementary, secondary, or special education currently approved by the Idaho State Board of Education, or completion in an out-of-state college or university of a program in elementary, secondary, or special education currently approved by the state educational agency of the state in which the program was completed. ( )

iii. Completion of a program of a minimum of thirty (30) semester credit hours in the area of Visual Impairment. Must receive an institutional recommendation specific to this endorsement from an accredited college or university. ( )

iv. Each candidate must have a qualifying score on an approved core content assessment and a second assessment related to the specific endorsement requested. ( )

**05. Pupil Personnel Services Certificate.** Persons who serve as school counselors, school psychologists, speech-language pathologists, school social workers, school nurses and school audiologists are required to hold the Pupil Personnel Services Certificate, with the respective endorsement(s) for which they qualify. ( )

a. Counselor Endorsement (K-12). To be eligible for a Pupil Personnel Services Certificate endorsed Counselor K-12, a candidate must have satisfied the following requirements. The Pupil Personnel Services Certificate with a Counselor endorsement is valid for five (5) years. Six (6) semester credit hours are required every five (5) years in order to renew the endorsement. ( )

i. Hold a master's degree and provide verification of completion of an approved program of graduate study in school counseling from a college or university approved by the Idaho State Board of Education or the state educational agency of the state in which the program was completed. The program must include successful completion of seven hundred (700) clock hours of supervised field experience, seventy-five percent (75%) of which must be in a K-12 school setting. This K-12 experience must be in each of the following levels: elementary, middle/ junior high, and high school. Previous school counseling experience may be considered to help offset the field experience clock hour requirement. ( )

ii. An institutional recommendation is required for a Counselor K-12 Endorsement. ( )

b. School Psychologist Endorsement. This endorsement is valid for five (5) years. In order to renew the endorsement, six (6) professional development credits are required every five (5) years. The renewal credit requirement may be waived if the applicant holds a current valid National Certification for School Psychologists (NCSP) offered through the National Association of School Psychologists (NASP). To be eligible for initial endorsement, a candidate must complete a minimum of sixty (60) graduate semester credit hours which must be accomplished through one (1) of the following options: ( )

i. Completion of an approved thirty (30) semester credit hour, or forty-five (45) quarter credit hours, master's degree in education or psychology and completion of an approved thirty (30) semester credit hour, or forty-five (45) quarter credit hour, School Psychology Specialist Degree program, and completion of a minimum of twelve hundred (1,200) clock-hour internship within a school district under the supervision of the training institution and direct supervision of a certificated school psychologist. ( )

ii. Completion of an approved sixty (60) semester credit hour, or ninety (90) quarter credit hour, master's degree program in School Psychology, and completion of a minimum of twelve hundred (1,200) clock-hour internship within a school district under the supervision of the training institution and direct supervision of a certificated school psychologist. ( )

iii. Completion of an approved sixty (60) semester credit hour, or ninety (90) quarter credit hour, School Psychology Specialist degree program which did not require a master's degree as a prerequisite, with laboratory experience in a classroom, which may include professional teaching experience, student teaching or special education practicum, and completion of a minimum twelve hundred (1,200) clock-hour internship within a school district under the supervision of the training institution and direct supervision of a certificated school psychologist. ( )

**PLANNING, POLICY AND GOVERNMENTAL AFFAIRS**  
**NOVEMBER 30, 2015**

---

iv. Earn a current and valid National Certification for School Psychologists (NCSP) issued by the National Association of School Psychologists (NASP). ( )

c. School Nurse Endorsement. This endorsement is valid for five (5) years. Six (6) credits are required every five (5) years in order to renew the endorsement. Initial endorsement may be accomplished through completion of either requirements in Subsections 015.04.c.i. or 015.04.c.ii. in addition to the requirement of Subsection 015.04.c.iii. ( )

i. The candidate must possess a valid nursing (RN) license issued by the Idaho State Board of Nursing, and a bachelor's degree in nursing, education, or a health-related field from an accredited institution. ( )

ii. The candidate must possess a valid professional nursing (RN) license issued by the Idaho State Board of Nursing and have completed nine (9) semester credit hours from a university or college in at least three (3) of the following areas. ( )

(1) Health program management; ( )

(2) Child and adolescent health issues; ( )

(3) Counseling, psychology, or social work; or ( )

(4) Methods of instruction. ( )

iii. Additionally, each candidate must have two (2) years' full-time (or part-time equivalent) school nursing, community health nursing, or any area of pediatric, adolescent, or family nursing experience. ( )

d. Interim Endorsement - School Nurse. This certificate will be granted for those who do not meet the educational and/or experience requirements but who hold a valid professional nursing (RN) license in Idaho. An Interim Certificate - will be issued for three (3) years while the applicant is meeting the educational requirements, and it is not renewable. ( )

e. Speech-Language Pathologist Endorsement. This endorsement is valid for five (5) years. Six (6) credits are required every five (5) years in order to renew the endorsement. Initial endorsement will be issued to candidates who possess a master's degree from an accredited college or university in a speech/language pathology program approved by the State Board of Education, and who receive an institutional recommendation from an accredited college or university. ( )

f. Audiology Endorsement. This endorsement is valid for five (5) years. Six (6) credits are required every five (5) years in order to renew the endorsement. Initial endorsement will be issued to candidates who possess a master's degree from an accredited college or university in an audiology program approved by the State Board of Education, and who receive an institutional recommendation from an accredited college or university. ( )

g. School Social Worker Endorsement. This endorsement is valid for five (5) years. Six (6) credit hours are required every five (5) years in order to renew the endorsement. Initial endorsement may be accomplished through possession of a social work certificate issued by the Idaho Bureau of Occupational Licenses, an institutional recommendation, and completion of one (1) of the following options ( )

i. A master's degree in social work from a postsecondary institution accredited by an organization recognized by the State Board of Education. The program must be currently approved by the state educational agency of the state in which the program was completed. ( )

ii. A master's degree in guidance and counseling, sociology, or psychology plus thirty (30) semester credit hours of graduate work in social work education, including course work in all the following areas: understanding the individual; casework method; field placement; social welfare programs and community resources; and research methods ( )

h. Interim Endorsement-Speech Language Pathologist. This certificate will be granted for those who do not meet the educational requirements but who hold a bachelor's degree in speech language pathology and are pursuing a master's degree in order to obtain the pupil personnel services certificate endorsed in speech language pathology. An interim certificate will be issued for three (3) years while the applicant is meeting the educational requirements, and it is not renewable. ( )

**PLANNING, POLICY AND GOVERNMENTAL AFFAIRS**  
**NOVEMBER 30, 2015**

---

**06. Administrator Certificate.** Every person who serves as a superintendent, a secondary school principal, or principal of an elementary school with eight (8) or more teachers (including the principal), or is assigned administrative duties over and above those commonly assigned to teachers, is required to hold an Administrator Certificate. The certificate may be endorsed for service as a school principal, a superintendent, or a director of special education and related services. Assistant superintendents are required to hold the Superintendent endorsement. Assistant principals or vice-principals are required to hold the Principal endorsement. Applicants for the Director of Special Education and Related Services endorsement will hold that endorsement on an Administrator Certificate. Proof of proficiency in evaluating teacher performance shall be required of all Administrator Certificate holders. Proof of proficiency in evaluating performance shall be demonstrated by passing a proficiency assessment approved by the State Department of Education as an initial certification requirement. Possession of an Administrator Certificate does not entitle the holder to serve as a teacher at a grade level for which the educator is not qualified or certificated. All administrator certificates require candidates to meet the following competencies of the Idaho Foundation Standards for School Administrators: School Climate, Collaborative Leadership, and Instructional Leadership. ( )

**a. School Principal Endorsement (Pre-K-12).** To be eligible for an Administrator Certificate endorsed for School Principal Pre-K-12, a candidate must have satisfied the following requirements: ( )

**i. Hold a master's degree from an accredited college or university.** ( )

**ii. Have four (4) years of full-time certificated experience working with students, Pre-K-12, while under contract in an accredited school setting.** ( )

**iii. Have completed an administrative internship in a state-approved program, or have one (1) year of experience as an administrator in grades Pre-K-12.** ( )

**iv. Provide verification of completion of a state-approved program of at least thirty (30) semester credit hours, forty-five (45) quarter credit hours, of graduate study in school administration for the preparation of school principals at an accredited college or university. This program shall include the competencies of the Idaho Foundation Standards for School Administrators: School Climate, Collaborative Leadership, and Instructional Leadership.** ( )

**v. An institutional recommendation is required for a School Principal Pre-K-12 Endorsement.** ( )

**b. Superintendent Endorsement.** To be eligible for an Administrator Certificate with a Superintendent endorsement, a candidate must have satisfied the following requirements. ( )

**i. Hold an education specialist or doctorate degree or complete a comparable post-master's sixth year program at an accredited college or university.** ( )

**ii. Have four (4) years of full-time certificated/licensed experience working with Pre-K-12 students while under contract in an accredited school setting.** ( )

**iii. Have completed an administrative internship in a state-approved program for the superintendent endorsement or have one (1) year of out-of-state experience as an assistant superintendent or superintendent in grades Pre-K-12.** ( )

**iv. Provide verification of completion of an approved program of at least thirty (30) semester credit hours, or forty-five (45) quarter credit hours, of post-master's degree graduate study for the preparation of school superintendents at an accredited college or university. This program in school administration and interdisciplinary supporting areas shall include the competencies in Superintendent Leadership, in addition to the competencies in the Idaho Foundation Standards for School Administrators: School Climate, Collaborative Leadership, and Instructional Leadership.** ( )

**v. An institutional recommendation is required for a School Superintendent Endorsement.** ( )

**c. Director of Special Education and Related Services Endorsement (Pre-K-12).** To be eligible for an Administrator Certificate endorsed for Director of Special Education and Related Services Pre-K-12, a candidate must have satisfied all of the following requirements: ( )

**i. Hold a master's degree from an accredited college or university.** ( )

**ii. Have four (4) years of full-time certificated/licensed experience working with students Pre-K-12,**

**PLANNING, POLICY AND GOVERNMENTAL AFFAIRS**  
**NOVEMBER 30, 2015**

---

while under contract in a school setting. ( )

iii. Obtain college or university verification of demonstrated the competencies of the Idaho Foundation Standards for School Administrators: School Climate, Collaborative Leadership, and Instructional Leadership. ( )

iv. Obtain college or university verification of demonstrated competencies in the following areas, in addition to the competencies in the Idaho Foundation Standards for School Administrators: Concepts of Least Restrictive Environment; Post-School Outcomes and Services for Students with Disabilities Ages Three (3) to Twenty-one (21); Collaboration Skills for General Education Intervention; Instructional and Behavioral Strategies; Individual Education Programs (IEPs); Assistive and Adaptive Technology; Community-Based Instruction and Experiences; Data Analysis for Instructional Needs and Professional Training; Strategies to Increase Program Accessibility; Federal and State Laws and Regulations and School District Policies; Resource Advocacy; and Technology Skills for Referral Processes, and Record Keeping. ( )

v. Have completed an administrative internship/practicum in the area of administration of special education and related services. ( )

vi. An institutional recommendation is required for Director of Special Education and Related Services Pre-K-12 Endorsement. ( )

**07. Certification Standards For Professional-Technical Educators.** Teachers of professional- technical classes or programs in secondary or postsecondary schools must hold an endorsement in an appropriate occupational discipline. This endorsement may be held on a secondary Teaching Certificate or on an Occupational Specialist Certificate. For postsecondary instructors and administrators, certification fees are set by the State Board for Professional-Technical Education, and application processes are managed by the Division of Professional-Technical Education. ( )

**08. Degree Based Professional-Technical Certification.** ( )

a. Individuals graduating from an approved occupational teacher preparation degree program qualify to teach in the following five (5) disciplines: Agricultural Science and Technology; Business Technology Education; Family and Consumer Sciences; Marketing Technology Education; and Technology Education. Occupational teacher preparation course work must meet the Idaho Standards for the Initial Certification of Professional School Personnel. The occupational teacher education program must provide appropriate content to constitute a major in the identified field. Student teaching shall be in an approved program and include experiences in the major field. Applicants shall have accumulated four-thousand (4,000) clock hours of related work experience or shall have completed an approved practicum in their respective field of specialization. ( )

b. The Professional-Technical Administrator certificate is required for an individual serving as an administrator, director, manager or coordinator of professional-technical education at the state, secondary or postsecondary level. Individuals must meet the following prerequisites to qualify for the Professional-Technical Administrator Certificate. Equivalence in each area will be determined on an individual basis by the State Division of Professional-Technical Education. ( )

i. Qualify for or hold an Occupational Specialist certificate or hold an occupational endorsement on a secondary teaching credential certificate; ( )

ii. Provide evidence of a minimum of three (3) years' teaching in an occupational discipline; ( )

iii. Hold a master's degree; and ( )

iv. Complete at least fifteen (15) semester credits of administrative course work. Applicants must have completed: financial aspects of professional-technical education; administration of personnel; and legal aspects of professional-technical education. Additional course work can be selected from any of the following areas: administration and supervision of occupational programs; instructional supervision; administration internship; curriculum development; curriculum evaluation; research in curriculum; school community relations; communication; teaching the adult learner; coordination of work-based learning programs; and/or measurement and evaluation. ( )

v. To renew the Professional-Technical Administrator Certificate, individuals are required to complete six (6) semester hours of related course work or meet renewal requirements for professional-technical teachers. ( )

**PLANNING, POLICY AND GOVERNMENTAL AFFAIRS**  
**NOVEMBER 30, 2015**

---

c. Work-Based Learning Coordinator Endorsement. Educators assigned to coordinate approved work-based experiences must hold the Work-Based Learning Coordinator endorsement. To be eligible, applicants must hold an occupational endorsement on the Standard Secondary Certificate or qualify for an Occupational Specialist Certificate, plus complete course work in coordination of work-based learning programs. ( )

d. Career Counselor Endorsement. The endorsement for a Career Counselor may be issued to applicants who hold a current Pupil Personnel Services Certificate endorsed Counselor K-12 and who have satisfied the following professional technical requirement: Career Pathways and Professional Technical Guidance; Principles/ Foundations of Professional-Technical Education; and Theories of Occupational Choice. ( )

09. Occupational Specialist Certificate. The Occupational Specialist Certificate is an industry based professional-technical certifications. Persons who need to hold the Occupational Specialist Certificate include: secondary educators assigned to Health Professions Education and Technical Sciences; those in specialized occupational areas where specific degree-granting professional technical teacher education programs do not exist; and postsecondary professional-technical educators who teach courses with nine (9) - to twelve (12) students per class. ( )

a. Applicants must: be eighteen (18) years of age; document full-time, successful, recent, gainful employment in the area for which certification is requested; possess either a high school diploma or General Educational Development (GED) certificate; meet provisions of Idaho Code; and, verify technical skills through work experience, certification or testing as listed below. When applicable, requirements of occupationally related state agencies must also be met. Since educational levels and work experiences vary, applicants may be determined highly qualified under any one (1) of the following three (3) options: ( )

i. Have sixteen-thousand (16,000) hours of full-time, successful, recent, gainful employment in the occupation for which certification is requested. Up to forty-eight (48) months credit can be counted toward the eight (8) years on a month-to-month basis for journeyman training and/or postsecondary training successfully completed as a full-time student in an approved/approvable, postsecondary, professional-technical education program. ( )

ii. Have a bachelor's degree in the specific occupation or related area, plus six-thousand (6,000) hours of full-time, successful, recent, gainful employment in the occupation. ( )

iii. Meet one (1) of the following: ( )

(1) Have at least journeyman level plus two (2) years of recent, full-time, gainful, related work experience. A person who has completed a formal apprenticeship program in the occupation or related area for which certification is requested. The apprenticeship must be under the direction of an employer and the Bureau of Apprenticeship and Training or an approved State Apprenticeship Agency; ( )

(2) Pass approved state or national certification/certification examination plus three (3) years of recent, full-time, gainful, related work experience (length and type of work experience in emergency services and health professions will be determined on an individual basis); or ( )

(3) Pass approved industry related certification for skill level requirements (vendor and industry specific) plus three (3) years of recent, full-time, gainful, related work experience (length and type of work experience in emergency services and health professions will be determined on an individual basis). If no competency test exists, a written recommendation from a representative occupational advisory council/committee and recorded in its minutes is required to verify occupational competence. ( )

b. Limited Occupational Specialist Certificate. This certificate is issued to individuals who are new to teaching trades and health occupations professions in public schools. The certificate is valid for three (3) years and is non-renewable. ( )

i. Within the first eighteen (18) months, the holder must complete the pre-service workshop sponsored by the State Division of Professional-Technical Education and an approved course in professional technical methods and student assessment. ( )

ii. Complete a new-teacher induction workshop at the state or district level. ( )

iii. File a professional development plan with the State Division of Professional-Technical Education. ( )

)

**PLANNING, POLICY AND GOVERNMENTAL AFFAIRS**  
**NOVEMBER 30, 2015**

---

iv. Within the three (3) year period of the Limited Occupational Specialist Certificate, the instructor must satisfactorily complete course work which includes competencies in four (4) of the following: Principles/ Foundations of Occupational Education; Career Pathways and Guidance; Analysis, Integration, and Curriculum Development; Measurement and Evaluation; and Methods of Teaching Occupational Education. ( )

c. Standard Occupational Specialist Certificate. This certificate is issued to individuals who have completed course work equivalent to that required of the Limited Occupational Specialist Certificate. The certificate must be renewed every five (5) years, which shall include completion of six (6) semester credit hours of approved course work or verification of two hundred-forty (240) hours of approved related work experience or ninety (90) hours of attendance at approved technical conferences, institutes, or workshops or any equivalent combination thereof, and file of a professional development plan for the next certification period. ( )

d. Advanced Occupational Specialist Certificate. This certificate is issued to individuals who meet all the requirements outlined below: ( )

i. Meet the requirements for the Standard Occupational Specialist Certificate: ( )

ii. Provide evidence of completion of a teacher training degree program or eighteen (18) semester credits of approved course work in addition to the twelve (12) semester credits required for the Standard Occupational Specialist Certificate (a total of thirty (30) semester credits); and ( )

iii. File a new professional development plan for the next certification period. ( )

iv. This certificate must be renewed every five (5) years, which shall include completion of six (6) semester credit hours of approved course work or submit verification of two hundred-forty (240) hours of approved related work experience or ninety (90) hours of attendance at approved technical conferences, institutes and workshops or any equivalent combination thereof, and file a new professional development plan for the next certification period. ( )

**10. Postsecondary Specialist. A Postsecondary Specialist certificate will be granted to a current faculty member whose primary employment is with any accredited Idaho postsecondary institution. To be eligible to teach in the public schools under this postsecondary specialist certificate, the candidate must supply a recommendation from the employing institution (faculty's college dean). The primary use of this state-issued certificate will be for distance education, virtual classroom programs, and for public and postsecondary partnerships. ( )**

a. Renewal. This certificate is good for five (5) years and is renewable. To renew the certificate, the renewal application must be accompanied with a new written recommendation from the postsecondary institution (faculty's college dean level or higher). ( )

b. Fees. The fee is the same as currently in effect for an initial or renewal certificate as established in Section 066 of these rules. ( )

c. The candidate must meet the following qualifications: ( )

i. Hold a master's degree or higher in the content area being taught; ( )

ii. Be currently employed by the postsecondary institution in the content area to be taught; and ( )

iii. Complete and pass a criminal history background check as required according to Section 33-130, Idaho Code. ( )

**11. American Indian Language. Each Indian tribe shall provide to the State Department of Education the names of those highly and uniquely qualified individuals who have been designated to teach the tribe's native language in accordance with Section 33-1280, Idaho Code. Individuals identified by the tribe(s) may apply for an Idaho American Indian Certificate as American Indian languages teachers. ( )**

a. The Office of Indian Education at the State Department of Education will process an application that has met the requirements of the Tribe(s) for an American Indian languages teacher. ( )

b. Once an application with Tribal approval has been received, it will be reviewed and, if approved, it will be forwarded to the Office of Certification for a criminal history background check as required in Section 33-130, ( )

**PLANNING, POLICY AND GOVERNMENTAL AFFAIRS**  
**NOVEMBER 30, 2015**

---

Idaho Code. The application must include a ten finger fingerprint card or scan and a ~~forty dollar (\$40)~~ fee for undergoing a criminal history check pursuant to Section 33-130, Idaho Code. ( )

**c.** The Office of Certification will review the application and verify the applicant is eligible for an Idaho American Indian Certificate. The State Department of Education shall authorize an eligible applicant as an American Indian languages teacher. An Idaho American Indian Certificate is valid for not more than five (5) years. Individuals may apply for a renewal certificate. ( )

**12. Junior Reserved Officer Training Corps (Junior ROTC) Instructors.** ( )

**a.** Each school district with a Junior ROTC program shall provide the State Department of Education with a list of the names of those individuals who have completed an official armed forces training program to qualify as Junior ROTC instructors in high schools. ( )

**b.** Each school district with a Junior ROTC program shall provide the State Department of Education with a notarized copy of their certificate(s) of completion. ( )

**c.** Authorization Letter. Upon receiving the items identified in Subsections 015.12.a. and b., the State Department of Education shall issue a letter authorizing these individuals as Junior ROTC instructors. ( )

**13. Additional Renewal Requirements. In addition to specific certificate or endorsement renewal requirements, applicants must meet the following renewal requirements as applicable:** ( )

**a.** Mathematics In-Service Program. In order to recertify, the state approved mathematics instruction course titled "Mathematical Thinking for Instruction", or another State Department of Education approved alternative course, shall be required. The "Mathematical Thinking for Instruction" course consists of three (3) credits (or forty-five (45) contact hours of in-service training). Teachers and administrators must take one (1) of the three (3) courses developed that is most closely aligned with their current assignment prior to September 1, 2014. Any teacher or administrator successfully completing said course shall be deemed to have met the requirement of Subsection 060.03.c. of this rule, regardless of whether such course is part of any official transcript. Successful completion of a state approved mathematics instruction course shall be a one-time requirement for renewal of certification for those currently employed in an Idaho school district and shall be included within current requirements for continuing education for renewal. The following must successfully complete the "Mathematical Thinking for Instruction" course in order to recertify: ( )

**i.** Each teacher holding an Early Childhood/Early Childhood Special Education Blended Certificate (Birth - Grade 3) who is employed by a school district or charter school; ( )

**ii.** Each teacher holding a Standard Elementary Certificate (K-8) who is employed by a school district or charter school; ( )

**iii.** Each teacher holding a Standard Secondary Certificate (6-12) teaching in a math content classroom (grade six (6) through grade twelve (12)) including Title I who is employed by a school district or charter school; ( )

**iv.** Each teacher holding a Standard Exceptional Child Certificate (K-12) who is employed by a school district or charter school; and ( )

**v.** Each school administrator holding an Administrator Certificate (Pre K-12) who is employed by a school district or charter school. ( )

**b.** Waiver of Mathematics In-Service Program. When applying for certificate renewal, an automatic waiver of the mathematics in-service program requirement shall be granted for any certificated individual living outside of the state of Idaho who is not currently employed as an educator in the state of Idaho. This waiver applies only as long as the individual remains outside the state of Idaho or as long as the individual is not employed as an educator in the state of Idaho. Upon returning to Idaho or employment in an Idaho public school, the educator will need to complete this requirement prior to the next renewal period. ( )

**c.** Idaho Comprehensive Literacy Course. In order to recertify, a state approved Idaho Comprehensive Literacy Course shall be required. Successful completion of a state approved Idaho Comprehensive Literacy course shall be a one-time requirement for renewal of certification for those currently employed in an Idaho school district and shall be included within current requirements for continuing education for renewal. The following individuals must successfully complete an Idaho Comprehensive Literacy course in order to recertify: ( )



**PLANNING, POLICY AND GOVERNMENTAL AFFAIRS**  
**NOVEMBER 30, 2015**

---

- i. Each teacher holding an Early Childhood/Early Childhood Special Education Blended Certificate (Birth - Grade 3) who is employed by a school district or charter school; ( )
- ii. Each teacher holding a Standard Elementary Certificate (K-8) who is employed by a school district or charter school; and ( )
- iii. Each teacher holding a Standard Exceptional Child Certificate (K-12) who is employed by a school district or charter school. ( )
- d. Administrator certificate renewal. In order to recertify, holders of an administrator certificate must complete a course consisting of a minimum of three (3) semester credits in the Idaho framework for teachers' evaluation pursuant to Section 33-1204, Idaho Code. Credits must be earned through an approved teacher preparation program and include a laboratory component. ( )

*[Codified Section 016 is being moved and renumbered to proposed Section 015]*

**0156. IDAHO INTERIM CERTIFICATE.**

~~01. Issuance of Interim Certificate.~~ The State Department of Education is authorized to issue a three-year (3) interim certificate to those applicants who hold a valid certificate/license from another state or other entity that participates in the National Association of State Directors of Teacher Education and Certification (NASDTEC) Interstate Agreement or engaged in an alternate route to authorization as prescribed herein. An interim certificate is nonrenewable except under extenuating circumstances approved by the State Department of Education. ~~(4-2-08)~~( )

~~01. Interim Certificate Not Renewable.~~ Interim certification is only available on a one-time basis per individual. It will be the responsibility of the individual to meet the requirements of the applicable alternate authorization route and to obtain a full Idaho Educator Credential during the three (3)-year interim certification term of the interim certificate. ( )

~~02. Idaho Comprehensive Literacy Course.~~ For all Idaho teachers working on interim certificates, alternate routes or coming from out of the state, completion of a state approved ~~reading instruction~~ Idaho Comprehensive Literacy course shall be a one-time requirement for full certification. ~~(4-7-11)~~( )

~~a. Those individuals who qualify for an Idaho certificate through state reciprocity shall be granted a three-year, non-renewable interim certificate to allow time to meet the Idaho Comprehensive Literacy Course requirement.~~ ( )

~~03. Mathematical Thinking for Instruction.~~ Out-of-state applicants shall take the state approved mathematics instruction course titled "Mathematical Thinking for Instruction" as a certification requirement. The "Mathematical Thinking for Instruction" course consists of three (3) credits (or forty-five (45) contact hours of in-service training). Those individuals who qualify for an Idaho certificate through state reciprocity shall be granted a three-year, non-renewable, interim certificate to allow time to meet the Idaho Mathematics In-service program requirement. ( )

~~04. Technology.~~ Out-of-state applicants will be reviewed by the hiring district for technology deficiencies and may be required to take technology courses to improve their technology skills. (4-7-11)

~~05. Reinstatement of Expired Certificate.~~ An individual holding an expired Idaho certificate may be issued a nonrenewable three-year interim certificate. During the validity period of the interim certificate, the applicant must meet all current requirements listed for the specific certificate and endorsement(s) including the appropriate content, pedagogy, and performance assessments. (3-29-12)

~~06. Foreign Institutions.~~ An educator having graduated from a foreign institution that is listed in the Accredited Degree-Granting Institutions section of the "Accredited Institutions of Postsecondary Education" and having a valid/current teaching certificate/license from the country or province in which the foreign institution is located, may be issued a non-renewable, three-year interim certificate. The applicant must also complete the requirements listed in Section 013 of these rules. (4-2-08)

*[Codified Section 017 is being moved and renumbered to proposed Section 018]*

**PLANNING, POLICY AND GOVERNMENTAL AFFAIRS**  
**NOVEMBER 30, 2015**

---

**09017. INTERSTATE CERTIFICATION COMPACT.**

Idaho participates in the Interstate Agreement of Qualification of Education Personnel. This agreement applies equally to teachers entering Idaho from another compact-member state and to teachers entering another compact-member state from Idaho. The compact applies to classroom teachers only. Trades and industries teachers are not covered by the agreement. (Section 33-4104, Idaho Code) (4-1-97)

~~**018. STANDARD ELEMENTARY CERTIFICATE.** *A Standard Elementary Certificate makes an individual eligible to teach grades Kindergarten (K) through eight (8), and may be issued to any person who has a bachelor's degree from an accredited college or university and who meets the following requirements:* (3-16-04)~~

~~**01. General Education Requirements.** *Completion of the general education requirements at an accredited college or university is required.* (3-30-07)~~

~~**02. Professional Education Requirements.** (3-30-07)~~

~~**a.** *A minimum of twenty four (24) semester credit hours, or thirty six (36) quarter credit hours, in the philosophical, psychological, and methodological foundations and in the professional subject matter of elementary education, which shall include at least six (6) semester credit hours, or nine (9) quarter credit hours, in developmental reading and its application to the content area.* (3-16-04)~~

~~**b.** *At least six (6) semester credit hours, or nine (9) quarter credit hours, of elementary student teaching or two (2) years of satisfactory experience as a teacher in grades K-8.* (3-16-04)~~

~~**03. Additional Requirements.** *An institutional recommendation from an accredited college or university or verification of two (2) years of teaching experience in grades Kindergarten (K) through eight (8).* (3-16-04)~~

~~**04. Area of Endorsement.** *All individuals, who begin an Idaho approved preparation program after July 1, 2013, seeking a Standard Elementary Certificate shall complete the requirements for a subject area endorsement as outlined under requirements for a Standard Secondary Certificate. An endorsement allowing teaching of that subject through grade nine (9) or a K-12 endorsement shall be added to the Standard Elementary Certificate.* 3-12-14)~~

~~**05. Proficiency.** *Proficiency in areas noted above is measured by completion of the credit hour requirements provided herein. Additionally, each candidate shall meet or exceed the state qualifying score on approved elementary content area and pedagogy assessments.* (3-16-04)~~

**0178. CONTENT, PEDAGOGY AND PERFORMANCE ASSESSMENT FOR CERTIFICATION.**

**01. Assessments.** State Board of Education approved content, pedagogy and performance area assessments shall be used in the state of Idaho to ensure qualified teachers are employed in Idaho's classrooms. The Professional Standards Commission shall recommend assessments and qualifying scores to the State Board of Education for approval. (4-2-08)

**02. Out-of-State Waivers.** An out-of-state applicant for Idaho certification holding a current certificate may request a waiver from the above requirement. The applicant shall provide evidence of passing a state approved content, pedagogy and performance area assessment(s) or hold current National Board for Professional Standards Teaching Certificate. (4-2-08)

**03. Idaho Comprehensive Literacy Assessment.** All applicants for initial Idaho certification (Kindergarten through grade twelve (12)) from an Idaho approved teacher education program must demonstrate competency in comprehensive literacy. Areas to be included as parts of the assessment are: phonological awareness, phonics, fluency, vocabulary, comprehension, writing, and assessments and intervention strategies. Each Idaho public higher education institution shall be responsible for the assessment of teacher candidates in its teacher preparation program. The assessment must measure teaching skills and knowledge congruent with current research on best literacy practices for elementary students or secondary students (adolescent literacy) dependent upon level of certification and English Language Learners. In addition the assessment must measure understanding and the ability to apply strategies and beliefs about language, literacy instruction, and assessments based on current research and best practices congruent with International Reading Association/National Council of Teachers of English standards, National English Language Learner's Association professional teaching standards, National Council for Accreditation of Teacher Education standards, and state accreditation standards. (4-7-11)

**04. Technology Assessment.** All applicants for initial Idaho certification (Kindergarten through grade twelve (12)) from an Idaho approved teacher education program must demonstrate proficiency in relevant technology

**PLANNING, POLICY AND GOVERNMENTAL AFFAIRS**  
**NOVEMBER 30, 2015**

---

skills and practices to enhance classroom management and instruction. Each Idaho public higher education institution shall be responsible for the assessment of teacher candidates in its teacher preparation program. The assessment must measure understanding and the ability to apply strategies and beliefs about the integration of technology based on current research and best practices congruent with the International Society for Technology in Education professional teaching standards, the National Council for Accreditation of Teacher Education standards, and state accreditation standards. (4-7-11)

~~**019. EARLY CHILDHOOD / EARLY CHILDHOOD SPECIAL EDUCATION BLENDED CERTIFICATE.** An Early Childhood / Early Childhood Special Education Blended Certificate is non-categorical and makes an individual eligible to teach in any educational setting for youth from birth to grade three (3), including those who are at-risk or have developmental delays. The Early Childhood / Early Childhood Special Education Blended Certificate may be issued to any person with a bachelor's degree from an accredited college or university and who meets the following minimum requirements: (3-16-04)~~

~~**01. General Education Requirements.** Completion of the general education requirements at an accredited college or university is required. (3-30-07)~~

~~**02. Professional Education Requirements.** (3-16-04)~~

~~**a.** A minimum of thirty (30) semester credit hours, or forty five (45) quarter credit hours, in the philosophical, psychological, and methodological foundations, instructional technology, and in the professional subject matter of early childhood and early childhood special education. The professional subject matter of early childhood and early childhood special education shall include course work specific to the young child from birth through grade three (3) in the areas of child development and learning; curriculum development and implementation; family and community relationships; assessment and evaluation; professionalism; and, application of technologies. (3-16-04)~~

~~**b.** The required thirty (30) semester credit hours, or forty five (45) quarter credit hours, shall include not less than six (6) semester credit hours, or nine (9) quarter credit hours, of early childhood student teaching and three (3) semester credit hours, or four (4) quarter credit hours, of developmental reading. (3-16-04)~~

~~**03. Additional Requirements.** An institutional recommendation from an accredited college or university, and passage of the Idaho Comprehensive Literacy Exam. (3-16-04)~~

~~**04. Proficiency.** Proficiency in areas noted above is measured by completion of the credit hour requirements provided herein. Additionally, each candidate shall meet or exceed the state qualifying score on approved early childhood assessments. (3-16-04)~~

~~**020. STANDARD SECONDARY CERTIFICATE.** A Standard Secondary Certificate makes an individual eligible to teach in grades six (6) through twelve (12). A Secondary Certificate may be issued to any person with a bachelor's degree from an accredited college or university and who meets the following minimum requirements: (3-16-04)~~

~~**01. General Education Requirements.** Completion of the general education requirements at an accredited college or university is required. (3-30-07)~~

~~**02. Professional Education Requirements.** (3-30-07)~~

~~**a.** A minimum of twenty (20) semester credit hours, or thirty (30) quarter credit hours, in the philosophical, psychological, and methodological foundations, instructional technology, and in the professional subject matter of secondary education, which must include at least three (3) semester credit hours, or four (4) quarter credit hours, of reading in the content area (3-16-04)~~

~~**b.** The required twenty (20) semester credit hours, or thirty (30) quarter credit hours, must also include at least six (6) semester credit hours, or nine (9) quarter credit hours, of secondary student teaching or two (2) years of satisfactory experience as a teacher in grades six (6) through twelve (12). (3-16-04)~~

~~**03. Teaching Field Requirements.** Preparation in at least two (2) fields of secondary teaching: a first teaching field of at least thirty (30) semester credit hours, or forty five (45) quarter credit hours, and a second teaching field of at least twenty (20) semester credit hours, or thirty (30) quarter credit hours. Preparation of not less than forty five (45) semester credit hours, or sixty seven (67) quarter credit hours, in a single subject area may be used in lieu of the first teaching field or second teaching field requirements. (3-30-07)~~

**PLANNING, POLICY AND GOVERNMENTAL AFFAIRS**  
**NOVEMBER 30, 2015**

---

~~04. **Additional Requirements.** An institutional recommendation from an accredited college or university or verification of two (2) years of teaching experience in grades six (6) through twelve (12). (3-16-04)~~

~~05. **Proficiency.** Proficiency in areas noted above is measured by completion of the credit hour requirements provided herein. Additionally, each candidate must have a qualifying score on an approved content area assessment in any area(s) for which the certificate or endorsement(s) will be applied. (3-16-04)~~

**019 -- 020. (RESERVED)**

**021. ENDORSEMENTS.**

Holders of a Secondary Certificate or a Standard Elementary Certificate, Exceptional Child Certificate, Standard Occupational Specialist Certificate, and Advanced Occupational Specialist Certificate may be granted endorsements in subject areas as provided herein. Idaho preparation programs shall prepare candidates for endorsements in accordance with the Idaho Standards for Initial Certification of Professional School Personnel. An official statement of competency in a teaching area or field is acceptable in lieu of courses for a teaching major or minor if such statements originate in the department or division of the accredited college or university in which the competency is established and are approved by the director of teacher education of the recommending college or university. To add an endorsement to an existing credential, an individual shall complete the credit hour requirements as provided herein and shall also meet or exceed the state qualifying score on appropriate, state approved content, pedagogy and performance assessments. When converting semester credit hours to quarter credit hours, two (2) semester credit hours is equal to three (3) quarter credit hours. (4-4-13)

**01. Clinical Experience Requirement.** All endorsements require supervised teaching experience in the relevant content area, or a State Department of Education approved alternative clinical experience. (3-12-14)

**02. Alternate Authorization Preparation Program.** Candidates shall meet all requirements for the endorsement as provided herein. ( )

**a. Option I - National Board.** By earning National Board Certification in content specific areas, teachers may gain endorsement in a corresponding subject area. ( )

**b. Option II - Master's degree or higher.** By earning a graduate degree in a content specific area, candidates may add an endorsement in that same content area to a valid certificate. ( )

**c. Option III - Testing and/or Assessment.** Two (2) pathways are available to some teachers, depending upon endorsement(s) already held. ( )

**i. Pathway 1 - Endorsements may be added through state-approved testing and a mentoring component.** The appropriate test must be successfully completed within the first year of authorization in an area closely compatible with an endorsement for which the candidate already qualifies and is experienced. Additionally requires the successful completion of a one (1)-year state-approved mentoring component. ( )

**ii. Pathway 2 - Endorsements may be added through state-approved testing in an area less closely compatible with an endorsement for which the candidate already qualifies and is experienced.** The appropriate test must be successfully completed within the first year of the authorization. Additionally requires the successful completion of a one (1)-year state-approved mentoring component and passing a final pedagogy assessment. ( )

**022. ENDORSEMENTS A - D.**

**01. Agriculture Science and Technology (6-12).** (3-16-04)

**a.** Forty-five (45) semester credit hours including course work in each of the following areas: agriculture education; agriculture mechanics; agriculture business management; soil science; animal science; and plant science. (3-16-04)

**b.** Occupational teacher preparation coursework that relates to the appropriate area(s) as provided in Sections 034 through 038. (4-4-13)

**02. American Government /Political Science (6-12).** Twenty (20) semester credit hours to include: a minimum of six (6) semester credit hours in American Government, six (6) semester credit hours in U.S. History Survey, and a minimum of three (3) semester credit hours in Comparative Government. Remaining course work must

**PLANNING, POLICY AND GOVERNMENTAL AFFAIRS**  
**NOVEMBER 30, 2015**

---

be selected from Political Science. Course work may include three (3) semester credit hours in World History Survey. (4-11-06)

**03. Art (K-12 or 6-12).** Twenty (20) semester credit hours leading toward competency as defined by Idaho Standards for Visual Arts Teachers in the area of Art to include a minimum of nine (9) semester credit hours in: Foundation Art and Design. Additional course work must include at least two (2) Studio Areas and Secondary Arts Methods. To obtain an Art (K-12) endorsement, applicants holding a Secondary Certificate must complete an elementary methods course. (4-7-11)

**04. Bilingual Education (K-12).** Twenty (20) semester credit hours leading toward competency as defined by Idaho Standards for Bilingual Education Teachers to include all of the following: at least nine (9) upper division semester credit hours in one (1) Modern Language other than English, including writing and literature, and advanced proficiency according to the American Council on the Teaching of Foreign Languages (ACTFL) guidelines; cultural diversity; ENL/Bilingual Methods; second language acquisition theory and practice; Foundations of ENL/Bilingual Education, Federal and State Law, Testing/identification of Limited English Proficient Students; at least two (2) semester credit hours in Bilingual Practicum; and three (3) semester credit hours in a Bilingual Education related elective (ex: linguistics, critical pedagogy, parent involvement). (4-4-13)

**05. Biological Science (6-12).** Twenty (20) semester credit hours to include at least six (6) semester credit hours of course work in each of the following areas: Botany and Zoology. (3-16-04)

**06. Business Technology Education (6-12).** (3-16-04)

**a.** Twenty (20) semester credit hours to include course work in each of the following areas: accounting; computer and technical applications in business; economics; methods of teaching business education; Professional-Technical Student Organization (PTSO) leadership; business communication/writing; and office procedures. Additional competencies may be satisfied through the following: entrepreneurship; finance; marketing; business law; and/or career guidance. (4-4-13)

**b.** Occupational teacher preparation that relates to the appropriate area(s) as provided in Sections 034 through 038. (4-4-13)

**07. Chemistry (6-12).** Twenty (20) semester credit hours in the area of Chemistry. (3-16-04)

**08. Communication (6-12).** Follow one (1) of the following options: (3-16-04)

**a.** Option I: Twenty (20) semester credit hours to include Methods of Teaching Speech/ Communications plus course work in at least four (4) of the following areas: Interpersonal Communication/Human Relations; Argumentation/Personal Persuasion; Group Communications; Nonverbal Communication; Public Speaking; and Drama/Theater Arts. (3-16-04)

**b.** Option II: Possess an English endorsement plus at least twelve (12) semester credit hours distributed among the following: Interpersonal Communication/Human Relations, Public Speaking, and Methods of Teaching Speech/Communication. (3-16-04)

**09. Computer Science (6-12).** Twenty (20) semester credit hours of course work in Computer Science, including course work in the following areas: data representation and abstraction; design, development, and testing algorithms; software development process; digital devices systems network; and the role of computer science and its impact on the modern world. ( )

**10. Consulting Teacher/Teacher Leader Endorsement.** Consulting teachers provide technical assistance to teachers and other staff in the school district with regard to the selection and implementation of appropriate teaching materials, instructional strategies, and procedures to improve the educational outcomes for students. Candidates who hold this endorsement are teacher leaders who will facilitate the design and implementation of sustained, intensive, and job-embedded professional learning based on identified student and teacher needs. This endorsement is valid for five (5) years and is renewable based upon successful completion and verification of an additional four (4) semester credits beyond those required for standard certification renewal. The additional credits shall be taken for university or college credit consistent with the Individual Professional Learning Plan (IPLP). ( )

**a. Special Education Consulting Teacher - Eligibility for Endorsement.** To be eligible for a Special Education Consulting Teacher endorsement on the Standard Exceptional Child Certificate, the Early Childhood / Early Childhood Special Education Blended Certificate (Birth-Grade 3), the Standard Elementary Certificate or the Standard

**PLANNING, POLICY AND GOVERNMENTAL AFFAIRS**  
**NOVEMBER 30, 2015**

---

Secondary Teaching Certificate, a candidate must have satisfied the following requirements: ( )

i. Education Requirements. Qualify for or hold a Standard Exceptional Child Certificate and qualify for or hold a Standard Elementary Certificate, Standard Secondary Certificate, or Early Childhood/Early Childhood Special Education Blended Certificate (Birth-Grade 3), and hold a master's degree or an approved fifth year program as defined by the Idaho State Board of Education, and have demonstrated content competencies in the following areas: ( )

(1) Assessment of learning behaviors; ( )

(2) Individualization of instructional programs based on educational diagnosis; ( )

(3) Behavioral and/or classroom management techniques; ( )

(4) Program implementation and supervision; ( )

(5) Knowledge in use of current methods, materials and resources available and management and operation of media centers; ( )

(6) Ability in identifying and utilizing community or agency resources and support services; and ( )

(7) Counseling skills and guidance of professional staff. ( )

ii. Experience. Completion of a minimum of three (3) years' teaching experience, at least two (2) years of which must be in a special education classroom setting. ( )

iii. Provides verification of completion of a state-approved program of at least twenty (20) semester credit hours of study at an accredited college or university or a state-approved equivalent. Program shall include: ( )

(1) Ninety (90) contact hours to include a combination of face-to-face and field-based professional development activities; and ( )

(2) The development and presentation of a culminating portfolio that provides evidence that knowledge gained and skills acquired are aligned with Idaho Teacher Leader Standards as follows: ( )

(a) Understanding Adults As Learners to Support Professional Learning Communities; ( )

(b) Accessing and Using Research to Improve Practice and Student Achievement; ( )

(c) Promoting Professional Learning for Continuous Improvement; ( )

(d) Facilitating Improvements in Instruction and Student Learning; ( )

(e) Using Assessments and Data for School and District Improvement; ( )

(f) Improving Outreach and Collaboration with Families and Community; and ( )

(g) Advocating for Student Learning and the Profession. ( )

iv. Not less than one (1) semester of successful experience as a special education teacher working with classroom teachers in elementary or secondary schools. ( )

b. Mathematics Consulting Teacher - Eligibility for Endorsement. To be eligible for a Mathematics Consulting Teacher endorsement on the Standard Elementary Certificate, Standard Secondary Certificate, Standard Exceptional Child Certificate, or Early Childhood/Early Childhood Special Education Blended Certificate (Birth-Grade 3), a candidate must have satisfied the following requirements: ( )

i. Education Requirements. Qualify for or hold a Standard Elementary Certificate, Standard Secondary Certificate, Standard Exceptional Child Certificate, or Early Childhood/Early Childhood Special Education Blended Certificate (Birth-Grade 3) and have demonstrated content competencies. Coursework and content domains required

**PLANNING, POLICY AND GOVERNMENTAL AFFAIRS**  
**NOVEMBER 30, 2015**

---

include the full series of Mathematics Thinking for Instruction (MTI), Number and Operation, Geometry, Algebraic Reasoning, Measurement and Data Analysis, and Statistics and Probability which are centered on the following emphases: ( )

(1) Structural Components of Mathematics: ( )

(2) Modeling, Justification, Proof and Generalization: ( )

(3) Mathematical Knowledge for Teaching (Ball, Thames, & Phelps, 2008). ( )

ii. Experience. Completion of a minimum of three (3) years' teaching experience. ( )

iii. Provides verification of completion of a state-approved program of at least twenty (20) semester credit hours of study at an accredited college or university or a state-approved equivalent. Program shall include: ( )

(1) Ninety (90) contact hours to include a combination of face-to-face and field-based professional development activities; and ( )

(2) The development and presentation of a culminating portfolio that provides evidence that knowledge gained and skills acquired are aligned with Idaho Teacher Leader Standards as follows: ( )

(a) Understanding Adults As Learners to Support Professional Learning Communities: ( )

(b) Accessing and Using Research to Improve Practice and Student Achievement: ( )

(c) Promoting Professional Learning for Continuous Improvement: ( )

(d) Facilitating Improvements in Instruction and Student Learning: ( )

(e) Using Assessments and Data for School and District Improvement: ( )

(f) Improving Outreach and Collaboration with Families and Community; and ( )

(g) Advocating for Student Learning and the Profession. ( )

iv. Not less than one (1) semester of successful experience as a mathematics teacher working with classroom teachers in elementary or secondary schools. ( )

**101. Drama (6-12).** Twenty (20) semester credit hours leading toward competency as defined by Idaho Standards for Drama Teachers, including a minimum of sixteen (16) semester credit hours in Drama or Theater Arts, including course work in each of the following: Acting, Directing, and Technical Stage Production, and four (4) semester credit hours in Communications. To obtain a Drama (6-12) endorsement, applicants must complete a comprehensive methods course including the pedagogy of acting, directing and technical theatre. (4-7-11)

**023. ENDORSEMENTS E - L.**

**01. Earth Science (6-12).** Twenty (20) semester credit hours including course work in each of the following: Earth Science, Astronomy, and Geology. (4-11-06)

**02. Economics (6-12).** Twenty (20) semester credit hours to include a minimum of three (3) semester credit hours of micro-economics, a minimum of three (3) semester credit hours of macro-economics, and a minimum of six (6) semester credit hours of Personal Finance/Consumer Economics/Economics Methods. Remaining course work may be selected from economics and finance course work in one (1) or more of the following areas: Agriculture Science and Technology, Business Education, Economics, Family and Consumer Science, or Marketing Education. (4-11-06)

**03. Engineering (6-12).** Twenty (20) semester credit hours of engineering course work. ( )

**034. English (6-12).** Twenty (20) semester credit hours, including three (3) semester credit hours in Linguistics/Grammar, three (3) semester credit hours in American Literature, three (3) semester credit hours in English

**PLANNING, POLICY AND GOVERNMENTAL AFFAIRS**  
**NOVEMBER 30, 2015**

---

Literature, six (6) semester credit hours in Advanced Composition, excluding the introductory sequence designed to meet general education requirements. Remaining credits must be completed in the English Department, and must include some course work in Writing Methods for Teachers of Secondary Students. (3-16-04)

**045. English as a New Language (ENL) (K-12).** Twenty (20) semester credit hours leading toward competency as defined by Idaho Standards for ENL Teachers to include all of the following: at least four (4) semester credit hours in a modern language other than English; Cultural Diversity; ENL Methods; Linguistics; second language acquisition theory and practice; Foundations of ENL/Bilingual Education, Federal and State Law, Testing/ Identification of Limited English Proficient Students; and at least one (1) semester credit in ENL Practicum or Field Experience. (4-4-13)

**056. Family and Consumer Sciences (6-12).** (4-4-13)

**a.** Thirty (30) semester credit hours to include coursework in each of the following areas: Child/ Human Development; Human/Family Relations; Directed Laboratory Experience in Childcare; Apparel and Textiles, Cultural Dress, Fashion Merchandising, or Design; Nutrition; Food Preparation, Food Production, or Culinary Arts; Housing, Interior Design, Home Management, or Equipment; Consumer Economics or Family Resource Management; Introduction to Family Consumer Sciences; Professional-Technical Student Organization (PTSO) leadership; and Integration of Family Consumer Sciences or Family Consumer Science Methods. (4-4-13)

**b.** Occupational teacher preparation that relates to the appropriate area(s) as provided in Sections 034 through 038. (4-4-13)

**067. Geography (6-12).** Twenty (20) semester credit hours including course work in Cultural Geography and Physical Geography, and a maximum of six (6) semester credit hours in World History Survey. Remaining semester credit hours must be selected from Geography. (4-11-06)

**078. Geology (6-12).** Twenty (20) semester credit hours in the area of Geology. (3-16-04)

**089. Gifted and Talented (K-12).** Twenty (20) semester credit hours leading toward competency as defined by Idaho Standards for Gifted and Talented Education Teachers, to include semester credit hours in each of the following areas: Foundations of Gifted and Talented Education; Creative/Critical Thinking Skills for Gifted and Talented Students; Social and Emotional Needs of Gifted and Talented Students; Curriculum, Instruction, and Assessment for Gifted and Talented Students; Differentiated Instruction and Programing for Gifted and Talented Students; and Practicum and Program Design for Gifted and Talented Education. Remaining course work must be in the area of gifted education. (3-12-14)

**0910. Health (6-12 or K-12).** Twenty (20) semester credit hours to include course work in Organization/ Administration/Planning of a School Health Program; Health and Wellness; Secondary Methods of Teaching Health; Mental/Emotional Health; Nutrition; Human Sexuality; Substance Use and Abuse. Remaining semester credits must be in health-related course work. To obtain a Health K-12 endorsement, applicants must complete an elementary Health methods course. (4-4-13)

**101. History (6-12).** Twenty (20) semester credit hours to include a minimum of six (6) semester credit hours of U.S. History Survey and a minimum of six (6) semester credit hours of World History Survey. Remaining course work must be in History. Course work may include three (3) semester credit hours in American Government. (4-11-06)

**112. Humanities (6-12).** An endorsement in English, History, Music, Visual Art, Drama, or Foreign Language and twenty (20) semester credit hours in one of the following areas or ten (10) semester credit hours in each of two (2) of the following areas: Literature, Music, Foreign Language, Humanities Survey, History, Visual Art, Philosophy, Drama, Comparative World Religion, Architecture, and Dance. (4-11-06)

**123. Journalism (6-12).** Follow one (1) of the following options: (3-16-04)

**a.** Option I: Twenty (20) semester credit hours to include a minimum of sixteen (16) semester credit hours in Journalism and four (4) semester credit hours in English. (3-16-04)

**b.** Option II: Possess an English endorsement with a minimum of six (6) semester credit hours in Journalism. (3-16-04)

**134. Literacy (K-12).** Twenty-one (21) semester credit hours leading toward competency as defined by



**PLANNING, POLICY AND GOVERNMENTAL AFFAIRS**  
**NOVEMBER 30, 2015**

---

Idaho Standards for Literacy Teachers to include the following areas: Foundations of Literacy (including reading, writing, and New Literacies); Development and Diversity of Literacy Learners; Literacy in the Content Area; Literature for Youth; Language Development; Corrective/Diagnostic/Remedial Reading; and Writing Instruction. To obtain a Literacy endorsement, applicants must complete the Idaho Comprehensive Literacy Course or the Idaho Comprehensive Literacy Assessment. (3-12-14)

**024. ENDORSEMENTS M - Z.**

**01. Marketing Technology Education (6-12).** (3-16-04)

**a.** Twenty (20) semester credit hours to include course work in each of the following areas: Marketing; Management; Economics; Coordination of Cooperative Programs; Merchandising/Retailing; Methods of Teaching Marketing Education; and Professional-Technical Student Organization (PTSO) Leadership, with remaining credit hours in Entrepreneurship; Hospitality and Tourism; Finance; or Accounting. (4-4-13)

**b.** Occupational teacher preparation that relates to the appropriate area(s) as provided in Sections 034 through 038. (4-4-13)

**02. Mathematics - Basic (6-12).** Twenty (20) semester credit hours in Mathematics including course work in Algebra, Geometry, and Trigonometry. Six (6) semester credit hours of computer programming may be substituted for six (6) semester credits in Mathematics. (3-16-04)

**03. Mathematics (6-12).** Twenty (20) semester credit hours including course work in each of the following areas: Geometry, Linear Algebra, Discrete Mathematics, Probability and Statistics, and a minimum of three (3) semester credit hours of Calculus. Statistics course work may be taken from a department other than the mathematics department. (4-11-06)

**04. Music (6-12 or K-12).** Twenty (20) semester credit hours leading toward competency as defined by Idaho Standards for Music Teachers to include course work in the following: Theory and Harmony; Aural Skills, Music History; Conducting; Applied Music; and Piano Proficiency (Class Piano or Applied Piano), and Secondary Music Methods/Materials. To obtain a Music K-12 endorsement, applicants must complete an elementary music methods course. (4-7-11)

**05. Natural Science (6-12).** Follow one (1) of the following options: (4-7-11)

**a.** Option I: Must hold an existing endorsement in one of the following areas: Biological Science, Chemistry, Earth Science, Geology, or Physics; and complete a total of twenty-four (24) semester credit hours as follows: (4-7-11)

**i.** Existing Biological Science Endorsement. Minimum of eight (8) semester credit hours in each of the following areas: Physics, Chemistry, and Earth Science or Geology. (4-7-11)

**ii.** Existing Physics Endorsement. Minimum of eight (8) semester credit hours in each of the following areas: Biology, Chemistry, and Earth Science or Geology. (4-7-11)

**iii.** Existing Chemistry Endorsement. Minimum of eight (8) semester credit hours in each of the following areas: Biology, Physics, and Earth Science or Geology. (4-7-11)

**iv.** Existing Earth Science or Geology Endorsement. Minimum of eight (8) semester credit hours in each of the following areas: Biology, Physics, and Chemistry. (4-7-11)

**b.** Option II: Must hold an existing endorsement in Agriculture Science and Technology; and complete twenty (20) semester credit hours with at least four (4) semester credit hours in each of the following areas: Biology, Chemistry, Earth Science or Geology, and Physics. (4-7-11)

**06. Online-Teacher Endorsement (Pre-K-12). To be eligible for an Online-Teacher Endorsement (Pre-K-12), a candidate must have satisfied the following requirements:** ( )

**a. Meets the states' professional teaching and/or licensure standards and is qualified to teach in his/her field of study.** ( )

**PLANNING, POLICY AND GOVERNMENTAL AFFAIRS**  
**NOVEMBER 30, 2015**

---

**b.** Provides evidence of online experience or course time both as a student and as a learner, and demonstrates online learning and teaching proficiency. ( )

**c.** Has completed an eight (8) week online teaching internship in a Pre-K-12 program, or has one (1) year of verifiable and successful experience as a teacher delivering curriculum online in grades Pre-K-12 within the past three (3) years. ( )

**d.** Provides verification of completion of a state-approved program of at least twenty (20) semester credit hours of study in online teaching and learning at an accredited college or university or a state-approved equivalent. ( )

**e.** Demonstrates proficiency in the Idaho Standards for Online Teachers including the following competencies: ( )

**i.** Knowledge of Online Education and Human Development; ( )

**ii.** Facilitate and Inspire Student Learning and Creativity; ( )

**iii.** Design and Develop Digital-Age Learning Experiences and Assessments Standards; ( )

**iv.** Model Digital-Age Work and Learning; Promote and Model Digital Citizenship and Responsibility Standards; and ( )

**v.** Engage in Professional Growth and Leadership. ( )

**067.** **Physics (6-12).** Twenty (20) semester credit hours in the area of Physics. (3-16-04)

**078.** **Physical Education (PE) (6-12 or K-12).** Twenty (20) semester credit hours to include course work in each of the following areas: Sport, Movement, and Outdoor Skills; Secondary PE Methods; Student Evaluation in PE; Administration of a PE Program; Safety and Prevention of Injuries; Fitness and Wellness; PE for Special Populations; Exercise Physiology; Kinesiology/Biomechanics; Sports Psychology or Sociology; Motor Behavior; and Current CPR and First Aid Certification. To obtain a PE K-12 endorsement, applicants must complete an elementary PE methods course. (4-4-13)

**089.** **Physical Education/Health.** Must have an endorsement in both physical education and health. (3-30-07)

**0910.** **Physical Science (6-12).** Twenty (20) semester credit hours in the area of physical science to include a minimum of eight (8) semester credit hours in each of the following: Chemistry and Physics. (3-16-04)

**101.** **Psychology.** Twenty (20) semester credit hours in the area of Psychology. (3-16-04)

**112.** **Social Studies (6-12).** Must have an endorsement in History, American Government/Political Science, Economics, or Geography plus a minimum of twelve (12) semester credit hours in each of the remaining core endorsements areas: History, Geography, Economics, and American Government/Political Science. (3-29-10)

**123.** **Sociology (6-12).** Twenty (20) semester credit hours in the area of Sociology. (3-16-04)

**134.** **Sociology/Anthropology (6-12).** Twenty (20) semester credit hours including a minimum of six (6) semester credit hours in each of the following: Anthropology and Sociology. (3-16-04)

**145.** **Teacher Librarian (K-12).** Twenty (20) semester credit hours of coursework leading toward competency as defined by Idaho Standards for Teacher Librarians to include the following: Collection Development/ Materials Selection, Literature for Children and/or Young Adults; Organization of Information (Cataloging and Classification); School Library Administration/Management; Library Information Technologies; Information Literacy; and Reference and Information Service. (3-12-14)

**156.** **Technology Education (6-12).** (3-16-04)

**a.** Twenty (20) semester credit hours to include course work in each of the following areas: Communication Technology; Computer Applications; Construction Technology; Electronics Technology; Manufacturing Technology; Power, Energy and Transportation and other relevant emerging technologies; and Principles of Engineering

**PLANNING, POLICY AND GOVERNMENTAL AFFAIRS**  
**NOVEMBER 30, 2015**

---

Design. (4-4-13)

b. Occupational teacher preparation that relates to the appropriate area(s) as provided in ~~Subsections 034~~ 015.07 through ~~038~~ 015.09. (4-4-13)(    )

**167. World Language (6-12 or K-12).** Twenty (20) semester credit hours to include a minimum of twelve (12) upper division credits in a specific world language taken within the last ten (10) years leading to a proficiency level as defined by a state-approved exam (for example, a passing grade on the Praxis or an Advanced level as defined by the American Council on the Teaching of Foreign Languages (ACTFL)). Course work must include two (2) or more of the following areas: Grammar, Conversation, Composition, Culture, and Literature; and course work in Foreign Language Methods. To obtain an endorsement in a specific foreign language (K-12), applicants holding a Secondary Certificate must complete an elementary methods course. (4-4-13)

~~025. AMERICAN INDIAN LANGUAGE (SECTION 33-1280, IDAHO CODE). Each Indian tribe shall provide to the State Department of Education the names of those highly and uniquely qualified individuals who have been designated to teach the tribe's native language in accordance with Section 33-1280, Idaho Code. Individuals identified by the tribe(s) may apply for an Idaho American Indian Certificate as American Indian languages teachers. (4-9-09)~~

~~01. Process the Application. The Office of Indian Education at the State Department of Education will process an application that has met the requirements of the Tribes(s) for an American Indian languages teacher. (4-9-09)~~

~~02. Approval Has Been Received. Once an application with Tribal approval has been received, it will be reviewed and, if approved, it will be forwarded to the Office of Certification for a criminal history background check as required in Section 33-130, Idaho Code. The application must include a ten finger fingerprint card or scan and a forty dollar (\$40) fee for undergoing a criminal history check pursuant to Section 33-130, Idaho Code. (4-9-09)~~

~~03. Office of Certification. The Office of Certification will review the application and verify the applicant is eligible for an Idaho American Indian Certificate. The State Department of Education shall authorize an eligible applicant as an American Indian languages teacher. An Idaho American Indian Certificate is valid for not more than five (5) years. Individuals may apply for a renewal certificate. (4-9-09)~~

~~026. ADMINISTRATOR CERTIFICATE. Every person who serves as a superintendent, a secondary school principal, or principal of an elementary school with eight (8) or more teachers (including the principal), or is assigned administrative duties over and above those commonly assigned to teachers, is required to hold an Administrator Certificate. The certificate may be endorsed for service as a school principal, a superintendent, or a director of special education and related services. Assistant superintendents are required to hold the Superintendent endorsement. Assistant principals or vice-principals are required to hold the Principal endorsement. Applicants for the Director of Special Education and Related Services endorsement will hold that endorsement on an Administrator Certificate. Proof of proficiency in evaluating teacher performance shall be required of all Administrator Certificate holders. Proof of proficiency in evaluating performance shall be demonstrated by passing a proficiency assessment approved by the State Department of Education as an initial certification requirement. Possession of an Administrator Certificate does not entitle the holder to serve as a teacher at a grade level for which the educator is not qualified or certificated. All administrator certificates require candidates to meet the following competencies of the Idaho Foundation Standards for School Administrators: School Climate, Collaborative Leadership, and Instructional Leadership. (3-12-14)~~

~~01. School Principal Endorsement (Pre-K-12). To be eligible for an Administrator Certificate endorsed for School Principal Pre-K-12, a candidate must have satisfied the following requirements: (3-16-04)~~

~~a. Hold a master's degree from an accredited college or university. (3-16-04)~~

~~b. Have four (4) years of full-time certificated experience working with students, Pre-K-12, while under contract in an accredited school setting. (3-30-07)~~

~~c. Have completed an administrative internship in a state-approved program, or have one (1) year of experience as an administrator in grades Pre-K-12. (3-30-07)~~

~~d. Provide verification of completion of a state-approved program of at least thirty (30) semester credit hours, forty-five (45) quarter credit hours, of graduate study in school administration for the preparation of school principals at an accredited college or university. This program shall include the competencies of the Idaho Foundation Standards~~

**PLANNING, POLICY AND GOVERNMENTAL AFFAIRS**  
**NOVEMBER 30, 2015**

---

~~for School Administrators: School Climate, Collaborative Leadership, and Instructional Leadership. (3-12-14)~~

~~e. An institutional recommendation is required for a School Principal Pre-K-12 Endorsement. (3-16-04)~~

~~**02. Superintendent—Endorsement.** To be eligible for an Administrator Certificate with a Superintendent endorsement, a candidate must have satisfied the following requirements: (3-16-04)~~

~~a. Hold an education specialist or doctorate degree or complete a comparable post-master's sixth year program at an accredited college or university. (3-16-04)~~

~~b. Have four (4) years of full-time certificated/licensed experience working with Pre-K-12 students while under contract in an accredited school setting. (3-30-07)~~

~~c. Have completed an administrative internship in a state-approved program for the superintendent endorsement or have one (1) year of out-of-state experience as an assistant superintendent or superintendent in grades Pre-K-12. (3-30-07)~~

~~d. Provide verification of completion of an approved program of at least thirty (30) semester credit hours, or forty-five (45) quarter credit hours, of post-master's degree graduate study for the preparation of school superintendents at an accredited college or university. This program in school administration and interdisciplinary supporting areas shall include the competencies in Superintendent Leadership, in addition to the competencies in the Idaho Foundation Standards for School Administrators: School Climate, Collaborative Leadership, and Instructional Leadership. (3-12-14)~~

~~e. An institutional recommendation is required for a School Superintendent Endorsement. (3-16-04)~~

~~**03. Director of Special Education and Related Services Endorsement (Pre-K-12).** To be eligible for an Administrator Certificate endorsed for Director of Special Education and Related Services Pre-K-12, a candidate must have satisfied all of the following requirements: (3-16-04)~~

~~a. Hold a master's degree from an accredited college or university. (3-16-04)~~

~~b. Have four (4) years of full-time certificated/licensed experience working with students Pre-K-12, while under contract in a school setting. (3-16-04)~~

~~c. Obtain college or university verification of demonstrated the competencies of the Idaho Foundation Standards for School Administrators: School Climate, Collaborative Leadership, and Instructional Leadership. (3-12-14)~~

~~d. Obtain college or university verification of demonstrated competencies in the following areas, in addition to the competencies in the Idaho Foundation Standards for School Administrators: Concepts of Least Restrictive Environment; Post-School Outcomes and Services for Students with Disabilities Ages Three (3) to Twenty-one (21); Collaboration Skills for General Education Intervention; Instructional and Behavioral Strategies; Individual Education Programs (IEPs); Assistive and Adaptive Technology; Community-Based Instruction and Experiences; Data Analysis for Instructional Needs and Professional Training; Strategies to Increase Program Accessibility; Federal and State Laws and Regulations and School District Policies; Resource Advocacy; and Technology Skills for Referral Processes, and Record Keeping. (3-30-07)~~

~~e. Have completed an administrative internship/practicum in the area of administration of special education and related services. (3-16-04)~~

~~f. An institutional recommendation is required for Director of Special Education and Related Services Pre-K-12 Endorsement. (3-16-04)~~

~~**027. PUPIL PERSONNEL SERVICES CERTIFICATE.** Persons who serve as school counselors, school psychologists, speech-language pathologists, school social workers, school nurses and school audiologists are required to hold the Pupil Personnel Services Certificate, with the respective endorsement(s) for which they qualify. (3-16-04)~~

~~**01. Counselor Endorsement (K-12).** To be eligible for a Pupil Personnel Services Certificate endorsed Counselor K-12, a candidate must have satisfied the following requirements. The Pupil Personnel Services Certificate~~

**PLANNING, POLICY AND GOVERNMENTAL AFFAIRS**  
**NOVEMBER 30, 2015**

---

*with a Counselor endorsement is valid for five (5) years. Six (6) semester credit hours are required every five (5) years in order to renew the endorsement. (5-8-09)*

*a. Hold a master's degree and provide verification of completion of an approved program of graduate study in school counseling from a college or university approved by the Idaho State Board of Education or the state educational agency of the state in which the program was completed. The program must include successful completion of seven hundred (700) clock hours of supervised field experience, seventy five percent (75%) of which must be in a K-12 school setting. This K-12 experience must be in each of the following levels: elementary, middle/ junior high, and high school. Previous school counseling experience may be considered to help offset the field experience clock hour requirement. (4-11-15)*

*b. An institutional recommendation is required for a Counselor K-12 Endorsement. (5-8-09)*

**02. School Psychologist Endorsement.** *This endorsement is valid for five (5) years. In order to renew the endorsement, six (6) professional development credits are required every five (5) years. The renewal credit requirement may be waived if the applicant holds a current valid National Certification for School Psychologists (NCSP) offered through the National Association of School Psychologists (NASP). To be eligible for initial endorsement, a candidate must complete a minimum of sixty (60) graduate semester credit hours which must be accomplished through one (1) of the following options: (3-29-12)*

*a. Completion of an approved thirty (30) semester credit hour, or forty five (45) quarter credit hours, master's degree in education or psychology and completion of an approved thirty (30) semester credit hour, or forty five (45) quarter credit hour, School Psychology Specialist Degree program, and completion of a minimum of twelve hundred (1,200) clock hour internship within a school district under the supervision of the training institution and direct supervision of a certificated school psychologist. (4-7-11)*

*b. Completion of an approved sixty (60) semester credit hour, or ninety (90) quarter credit hour, master's degree program in School Psychology, and completion of a minimum of twelve hundred (1,200) clock hour internship within a school district under the supervision of the training institution and direct supervision of a certificated school psychologist. (4-7-11)*

*c. Completion of an approved sixty (60) semester credit hour, or ninety (90) quarter credit hour, School Psychology Specialist degree program which did not require a master's degree as a prerequisite, with laboratory experience in a classroom, which may include professional teaching experience, student teaching or special education practicum, and completion of a minimum twelve hundred (1,200) clock hour internship within a school district under the supervision of the training institution and direct supervision of a certificated school psychologist. (5-8-09)*

*d. Earn a current and valid National Certification for School Psychologists (NCSP) issued by the National Association of School Psychologists (NASP). (3-29-12)*

**03. School Nurse Endorsement.** *This endorsement is valid for five (5) years. Six (6) credits are required every five (5) years in order to renew the endorsement. Initial endorsement may be accomplished through completion of either requirements in Subsections 027.03.a. or 027.03.b. in addition to the requirement of Subsection 027.03.c. (3-29-10)*

*a. The candidate must possess a valid nursing (RN) license issued by the Idaho State Board of Nursing, and a bachelor's degree in nursing, education, or a health related field from an accredited institution. (5-8-09)*

*b. The candidate must possess a valid professional nursing (RN) license issued by the Idaho State Board of Nursing and have completed nine (9) semester credit hours from a university or college in at least three (3) of the following areas: (5-8-09)*

*i. Health program management; (5-8-09)*

*ii. Child and adolescent health issues; (5-8-09)*

*iii. Counseling, psychology, or social work; or (5-8-09)*

*iv. Methods of instruction. (5-8-09)*

*e. Additionally, each candidate must have two (2) years' full time (or part time equivalent) school nursing, community health nursing, or any area of pediatric, adolescent, or family nursing experience. (5-8-09)*

**PLANNING, POLICY AND GOVERNMENTAL AFFAIRS**  
**NOVEMBER 30, 2015**

---

~~04. **Interim Endorsement – School Nurse.** This certificate will be granted for those who do not meet the educational and/or experience requirements but who hold a valid professional nursing (RN) license in Idaho. An Interim Certificate will be issued for three (3) years while the applicant is meeting the educational requirements, and it is not renewable. (3-29-10)~~

~~05. **Speech-Language Pathologist Endorsement.** This endorsement is valid for five (5) years. Six (6) credits are required every five (5) years in order to renew the endorsement. Initial endorsement will be issued to candidates who possess a master's degree from an accredited college or university in a speech/language pathology program approved by the State Board of Education, and who receive an institutional recommendation from an accredited college or university. (3-16-04)~~

~~06. **Audiology Endorsement.** This endorsement is valid for five (5) years. Six (6) credits are required every five (5) years in order to renew the endorsement. Initial endorsement will be issued to candidates who possess a master's degree from an accredited college or university in an audiology program approved by the State Board of Education, and who receive an institutional recommendation from an accredited college or university. (3-16-04)~~

~~07. **School Social Worker Endorsement.** This endorsement is valid for five (5) years. Six (6) credit hours are required every five (5) years in order to renew the endorsement. Initial endorsement may be accomplished through possession of a social work certificate issued by the Idaho Bureau of Occupational Licenses, an institutional recommendation, and completion of one (1) of the following options: (3-16-04)~~

~~a. A master's degree in social work from an Idaho college or university approved by the State Board of Education, or a master's degree in social work from an out-of-state college or university. The program must be currently approved by the state educational agency of the state in which the program was completed. (3-16-04)~~

~~b. A master's degree in guidance and counseling, sociology, or psychology plus thirty (30) semester credit hours of graduate work in social work education, including course work in all the following areas: understanding the individual; casework method; field placement; social welfare programs and community resources; and research methods. (3-16-04)~~

~~08. **Interim Endorsement – Speech Language Pathologist.** This certificate will be granted for those who do not meet the educational requirements but who hold a bachelor's degree in Speech language pathology and are pursuing a master's degree in order to obtain the pupil personnel services certificate endorsed in speech language pathology. An Interim Certificate will be issued for three (3) years while the applicant is meeting the educational requirements, and it is not renewable. (3-29-10)~~

~~**028. EXCEPTIONAL CHILD CERTIFICATE.**~~

~~Holders of this certificate work with children who have been identified as having an educational impairment. (3-16-04)~~

~~01. **General Education Requirements.** Completion of the general education requirements at an accredited college or university is required. (3-30-07)~~

~~02. **Generalist Endorsement (K-12).** The Generalist K-12 endorsement is non-categorical and allows one (1) to teach in any K-12 special education setting. This endorsement is valid for five (5) years. Six (6) credit hours are required every five (5) years for renewal. Regardless of prior special education experience, all initial applicants must provide an institutional recommendation that an approved special education program has been completed, with field work to include an internship and student teaching in a special education setting. To be eligible for an Exceptional Child Certificate with a Generalist K-12 endorsement, a candidate must have satisfied the following requirements: (4-4-13)~~

~~a. Completion of a baccalaureate degree from an accredited college or university. (3-16-04)~~

~~b. Completion, in an Idaho college or university, of a program in elementary, secondary, or special education currently approved by the Idaho State Board of Education, or completion, in an out-of-state college or university, of a program in elementary, secondary, or special education currently approved by the state educational agency of the state in which the program was completed. (3-16-04)~~

~~c. Completion of thirty (30) semester credit hours in special education, or closely related areas, as part of an approved special education program. (3-16-04)~~

**PLANNING, POLICY AND GOVERNMENTAL AFFAIRS**  
**NOVEMBER 30, 2015**

---

*d. Each candidate must have a qualifying score on an approved core content assessment and a second assessment related to the specific endorsement requested. (3-16-04)*

*03. **Early Childhood Special Education Endorsement (Pre-K-3).** The Early Childhood Special Education (Pre-K-3) endorsement is non-categorical and allows one to teach in any Pre-K-3 special education setting. This endorsement may only be added to the Standard Exceptional Child Certificate in conjunction with the Generalist K-12 endorsement and is valid for five (5) years. Six (6) credit hours are required every five (5) years for renewal. To be eligible for an Exceptional Child Certificate with an Early Childhood Special Education (Pre-K-3) endorsement, a candidate must have satisfied the following requirements: (4-7-11)*

*a. Completion of a program of a minimum of twenty (20) semester credit hours in the area of Early Childhood Education to include course work in each of the following areas: Child development and behavior with emphasis in cognitive language, physical, social and emotional areas, birth through age eight (8); Curriculum and program development for young children ages three to eight (3-8); Methodology: planning, implementing and evaluating environments and materials for young children ages three to eight (3-8); Guiding young children's behavior: observing, assessing and individualizing ages three to eight (3-8); Identifying and working with atypical young children ages three to eight (3-8); Parent teacher relations; and, Field work to include an internship and student teaching at the Pre-K-3 grades. (4-7-11)*

*04. **Deaf/Hard of Hearing Endorsement (K-12).** Completion of a minimum of thirty three (33) semester credit hours in the area of deaf/hard of hearing with an emphasis on instruction for students who use sign language or completion of a minimum thirty three (33) semester credit hours in the area of deaf/hard of hearing with an emphasis on instruction for students who use listening and spoken language. An institutional recommendation specific to this endorsement is required. To be eligible for an Exceptional Child Certificate with a Deaf/Hard of Hearing endorsement, a candidate must have satisfied the following requirements: (4-11-15)*

*a. Completion of a baccalaureate degree from an accredited college or university; (4-11-06)*

*b. Completion of a program from an Idaho college or university in elementary, secondary, or special education currently approved by the Idaho State Board of Education; or (4-11-06)*

*c. Completion of a program from an out-of-state college or university in elementary, secondary, or special education currently approved by the state educational agency of the state in which the program was completed; (4-11-06)*

*d. Completion of a program of a minimum of thirty three (33) semester credit hours in the area of Deaf/Hard of Hearing. Must receive an institutional recommendation specific to this endorsement from an accredited college or university. (4-11-15)*

*05. **Visual Impairment Endorsement (K-12).** Completion of a program of a minimum of thirty (30) semester credit hours in the area of visual impairment. An institutional recommendation specific to this endorsement is required. To be eligible for an Exceptional Child Certificate with a Visually Impaired endorsement, a candidate must have satisfied the following requirements: (4-11-06)*

*a. Completion of a baccalaureate degree from an accredited college or university; (4-11-06)*

*b. Completion in an Idaho college or university of a program in elementary, secondary, or special education currently approved by the Idaho State Board of Education, or completion in an out-of-state college or university of a program in elementary, secondary, or special education currently approved by the state educational agency of the state in which the program was completed. (4-11-15)*

*c. Completion of a program of a minimum of thirty (30) semester credit hours in the area of Visual Impairment. Must receive an institutional recommendation specific to this endorsement from an accredited college or university. (4-11-06)*

*d. Each candidate must have a qualifying score on an approved core content assessment and a second assessment related to the specific endorsement requested. (4-11-15)*

*029. **CONSULTING TEACHER/TEACHER LEADER ENDORSEMENT.** Consulting teachers provide technical assistance to teachers and other staff in the school district with regard to the selection and implementation of appropriate teaching materials, instructional strategies, and procedures to improve the educational outcomes for students. Candidates who hold this endorsement are teacher leaders who will facilitate the design and implementation*

**PLANNING, POLICY AND GOVERNMENTAL AFFAIRS**  
**NOVEMBER 30, 2015**

---

~~of sustained, intensive, and job-embedded professional learning based on identified student and teacher needs. This endorsement is valid for five (5) years and is renewable based upon successful completion and verification of an additional four (4) semester credits beyond those required for standard certification renewal. The additional credits shall be taken for university or college credit consistent with the Individual Professional Learning Plan (IPLP). (4-4-13)~~

~~**01. Special Education Consulting Teacher – Eligibility for Endorsement.** To be eligible for a Special Education Consulting Teacher endorsement on the Standard Exceptional Child Certificate, the Early Childhood / Early Childhood Special Education Blended Certificate (Birth Grade 3), the Standard Elementary Certificate or the Standard Secondary Teaching Certificate, a candidate must have satisfied the following requirements: (3-29-10)~~

~~**a. Education Requirements.** Qualify for or hold a Standard Exceptional Child Certificate and qualify for or hold a Standard Elementary Certificate, Standard Secondary Certificate, or Early Childhood/Early Childhood Special Education Blended Certificate (Birth Grade 3), and hold a master's degree or an approved fifth year program as defined by the Idaho State Board of Education, and have demonstrated content competencies in the following areas: (4-4-13)~~

- ~~i. Assessment of learning behaviors; (4-4-13)~~
- ~~ii. Individualization of instructional programs based on educational diagnosis; (4-4-13)~~
- ~~iii. Behavioral and/or classroom management techniques; (4-4-13)~~
- ~~iv. Program implementation and supervision; (4-4-13)~~
- ~~v. Knowledge in use of current methods, materials and resources available and management and operation of media centers; (4-4-13)~~
- ~~vi. Ability in identifying and utilizing community or agency resources and support services; and (4-4-13)~~
- ~~vii. Counseling skills and guidance of professional staff. (4-4-13)~~

~~**b. Experience.** Completion of a minimum of three (3) years' teaching experience, at least two (2) years of which must be in a special education classroom setting. (3-16-04)~~

~~**c. Provides verification of completion of a state-approved program of at least twenty (20) semester credit hours of study at an accredited college or university or a state-approved equivalent. Program shall include: (4-4-13)**~~

~~i. Ninety (90) contact hours to include a combination of face-to-face and field-based professional development activities; and (4-4-13)~~

~~ii. The development and presentation of a culminating portfolio that provides evidence that knowledge gained and skills acquired are aligned with Idaho Teacher Leader Standards as follows: (4-4-13)~~

- ~~(1) Understanding Adults As Learners to Support Professional Learning Communities; (4-4-13)~~
- ~~(2) Accessing and Using Research to Improve Practice and Student Achievement; (4-4-13)~~
- ~~(3) Promoting Professional Learning for Continuous Improvement; (4-4-13)~~
- ~~(4) Facilitating Improvements in Instruction and Student Learning; (4-4-13)~~
- ~~(5) Using Assessments and Data for School and District Improvement; (4-4-13)~~
- ~~(6) Improving Outreach and Collaboration with Families and Community; and (4-4-13)~~
- ~~(7) Advocating for Student Learning and the Profession. (4-4-13)~~

~~**d. Not less than one (1) semester of successful experience as a special education teacher working with**~~



**PLANNING, POLICY AND GOVERNMENTAL AFFAIRS  
NOVEMBER 30, 2015**

---

~~classroom teachers in elementary or secondary schools. (4-4-13)~~

~~**02. Mathematics Consulting Teacher—Eligibility for Endorsement.** To be eligible for a Mathematics Consulting Teacher endorsement on the Standard Elementary Certificate, Standard Secondary Certificate, Standard Exceptional Child Certificate, or Early Childhood/Early Childhood Special Education Blended Certificate (Birth-Grade 3), a candidate must have satisfied the following requirements: (3-29-10)~~

~~**a. Education Requirements.** Qualify for or hold a Standard Elementary Certificate, Standard Secondary Certificate, Standard Exceptional Child Certificate, or Early Childhood/Early Childhood Special Education Blended Certificate (Birth-Grade 3) and have demonstrated content competencies. Coursework and content domains required include the full series of Mathematics Thinking for Instruction (MTI), Number and Operation, Geometry, Algebraic Reasoning, Measurement and Data Analysis, and Statistics and Probability which are centered on the following emphases: (4-4-13)~~

~~i. Structural Components of Mathematics; (4-4-13)~~

~~ii. Modeling, Justification, Proof and Generalization; (4-4-13)~~

~~iii. Mathematical Knowledge for Teaching (Ball, Thames, & Phelps, 2008). (4-4-13)~~

~~**b. Experience.** Completion of a minimum of three (3) years' teaching experience. (3-29-10)~~

~~**c. Provides verification of completion of a state-approved program of at least twenty (20) semester credit hours of study at an accredited college or university or a state approved equivalent. Program shall include: (4-4-13)**~~

~~i. Ninety (90) contact hours to include a combination of face-to-face and field-based professional development activities; and (4-4-13)~~

~~ii. The development and presentation of a culminating portfolio that provides evidence that knowledge gained and skills acquired are aligned with Idaho Teacher Leader Standards as follows: (4-4-13)~~

~~(1) Understanding Adults As Learners to Support Professional Learning Communities; (4-4-13)~~

~~(2) Accessing and Using Research to Improve Practice and Student Achievement; (4-4-13)~~

~~(3) Promoting Professional Learning for Continuous Improvement; (4-4-13)~~

~~(4) Facilitating Improvements in Instruction and Student Learning; (4-4-13)~~

~~(5) Using Assessments and Data for School and District Improvement; (4-4-13)~~

~~(6) Improving Outreach and Collaboration with Families and Community; and (4-4-13)~~

~~(7) Advocating for Student Learning and the Profession. (4-4-13)~~

~~**d. Not less than one (1) semester of successful experience as a mathematics teacher working with classroom teachers in elementary or secondary schools. (4-4-13)**~~

**030. (RESERVED)**

**031. JUNIOR-RESERVED OFFICER TRAINING CORPS (JUNIOR ROTC) INSTRUCTORS.**

**01. List of Names.** Each school district with a Junior ROTC program shall provide the State Department of Education with a list of the names of those individuals who have completed an official armed forces training program to qualify as Junior ROTC instructors in high schools. (4-11-06)

**02. Notarized Copy.** Each school district with a Junior ROTC program shall provide the State Department of Education with a notarized copy of their certificate(s) of completion. (4-11-06)

**PLANNING, POLICY AND GOVERNMENTAL AFFAIRS**  
**NOVEMBER 30, 2015**

---

~~03. **Authorization Letter.** Upon receiving the items identified in Subsections 031.01 and 031.02, the State Department of Education shall issue a letter authorizing these individuals as Junior ROTC instructors. (4-11-06)~~

~~032. **POSTSECONDARY SPECIALIST.** A Postsecondary Specialist certificate will be granted to a current faculty member whose primary employment is with any accredited Idaho postsecondary institution. To be eligible to teach in the public schools under this postsecondary specialist certificate, the candidate must supply a recommendation from the employing institution (faculty's college dean). The primary use of this state issued certificate will be for distance education, virtual classroom programs, and for public and postsecondary partnerships. (3-26-08)~~

~~01. **Renewal.** This certificate is good for five (5) years and is renewable. To renew the certificate, the renewal application must be accompanied with a new written recommendation from the postsecondary institution (faculty's college dean level or higher). (3-26-08)~~

~~02. **Fees.** The fee is the same as currently in effect for an initial or renewal certificate as established in Section 066 of these rules. (3-26-08)~~

~~03. **Qualifications.** The candidate must: (3-26-08)~~

~~a. Hold a masters degree or higher in the content area being taught; (3-26-08)~~

~~b. Be currently employed by the post secondary institution in the content area to be taught; and (3-26-08)~~

~~c. Complete and pass a criminal history check as required according to Section 33-130, Idaho Code. (3-26-08)~~

~~033. **ONLINE TEACHER ENDORSEMENT (PRE-K-12).**~~

~~01. **Online-Teacher Endorsement.** To be eligible for an Online-Teacher Endorsement (Pre-K-12), a candidate must have satisfied the following requirements: (4-7-11)~~

~~a. Meets states' professional teaching and/or licensure standards and is qualified to teach in his/her field of study. (4-7-11)~~

~~b. Provides evidence of online experience or course time both as a student and as a learner, and demonstrates online learning and teaching proficiency. (4-7-11)~~

~~c. Has completed (completes) an eight (8) week online teaching internship in a Pre-K-12 program, or have one (1) year of verifiable and successful experience as a teacher delivering curriculum online in grades Pre-K-12 within the past three (3) years. (4-7-11)~~

~~d. Provides verification of completion of a state-approved program of at least twenty (20) semester credit hours of study in online teaching and learning at an accredited college or university or a state approved equivalent. (4-7-11)~~

~~02. **Proficiency in Idaho Standards for Online Teachers.** Demonstrates proficiency in the Idaho Standards for Online Teachers including the following competencies: (4-7-11)~~

~~a. Knowledge of Online Education and Human Development; (4-7-11)~~

~~b. Facilitate and Inspire Student Learning and Creativity; (4-7-11)~~

~~c. Design and Develop Digital Age Learning Experiences and Assessments Standards; (4-7-11)~~

~~d. Model Digital Age Work and Learning; Promote and Model Digital Citizenship and Responsibility Standards; and (4-7-11)~~

~~e. Engage in Professional Growth and Leadership. (4-7-11)~~

~~034. **CERTIFICATION STANDARDS FOR PROFESSIONAL TECHNICAL EDUCATORS.** Teachers of pro-~~

**PLANNING, POLICY AND GOVERNMENTAL AFFAIRS**  
**NOVEMBER 30, 2015**

---

*professional technical classes or programs in secondary or postsecondary schools must hold an endorsement in an appropriate occupational discipline. This endorsement may be held on a Secondary Teaching Certificate or on an Occupational Specialist Certificate. For postsecondary instructors and administrators, certification fees are set by the State Board for Professional Technical Education, and application processes are managed by the Division of Professional Technical Education.* (3-16-04)

**035. DEGREE BASED PROFESSIONAL TECHNICAL CERTIFICATION.**

**01. ~~Teacher Preparation Through Degreed Program.~~** *Individuals graduating from an approved occupational teacher preparation degree program qualify to teach in the following five (5) disciplines: Agricultural Science & Technology; Business Technology Education; Family & Consumer Science; Marketing Technology Education; and Technology Education. Occupational teacher preparation course work must meet the Idaho Standards for the Initial Certification of Professional School Personnel. The occupational teacher education program must provide appropriate content to constitute a major in the identified field. Student teaching shall be in an approved program and include experiences in the major field. Applicants shall have accumulated four thousand (4,000) clock hours of related work experience or shall have completed an approved practicum in their respective field of specialization.* (3-16-04)

**02. ~~Professional Technical Administrator Certificate.~~** *The Professional Technical Administrator certificate is required for an individual serving as an administrator, director, manager or coordinator of professional technical education at the state, secondary or postsecondary level. Individuals must meet the following prerequisites to qualify for the Professional Technical Administrator Certificate. Equivalence in each area will be determined on an individual basis by the State Division of Professional Technical Education.* (3-16-04)

**a.** *Qualify for or hold an Occupational Specialist certificate or hold an occupational endorsement on the secondary teaching credential;* (3-16-04)

**b.** *Provide evidence of a minimum of three (3) years' teaching in an occupational discipline;* (3-16-04)

**c.** *Hold a masters degree; and,* (3-16-04)

**d.** *Completed at least fifteen (15) semester credits of administrative course work. Applicants must have completed: financial aspects of professional technical education; administration of personnel; and legal aspects of professional technical education. Additional course work can be selected from any of the following areas: administration and supervision of occupational programs; instructional supervision; administration internship; curriculum development; curriculum evaluation; research in curriculum; school community relations; communication; teaching the adult learner; coordination of work based learning programs; and/or measurement and evaluation.* (3-16-04)

**e.** *To renew the Professional Technical Administrator Certificate, individuals are required to complete six (6) semester hours of related course work or meet renewal requirements for professional technical teachers.* (3-16-04)

**03. ~~Work-Based Learning Coordinator Endorsement.~~** *Educators assigned to coordinate approved work-based experiences must hold the Work Based Learning Coordinator endorsement. To be eligible, applicants must hold an occupational endorsement on the Standard Secondary Certificate or qualify for an Occupational Specialist Certificate, plus complete course work in coordination of work based learning programs.* (3-16-04)

**04. ~~Career Counselor Endorsement.~~** *The endorsement for a Career Counselor may be issued to applicants who hold a current Pupil Personnel Services Certificate endorsed Counselor K-12 and who have satisfied the following professional technical requirement: Career Pathways and Professional Technical Guidance; Principles/Foundations of Professional Technical Education; and Theories of Occupational Choice.* (3-16-04)

**036. ~~INDUSTRY BASED PROFESSIONAL TECHNICAL CERTIFICATION.~~** *Persons who need to hold the Occupational Specialist Certificate include: secondary educators assigned to Health Occupations Education and to Trades & Industry Education; specialized occupational areas where specific degree-granting professional technical teacher education programs do not exist; and postsecondary professional technical educators who teach courses to 9-12 students.* (3-16-04)

**01. ~~General Requirements.~~** *Applicants must: be eighteen (18) years of age; document full-time, successful, recent, gainful employment in the area for which certification is requested; possess either a high school diploma or General Educational Development (GED) certificate; meet provisions of Idaho Code; and, verify technical skills through work experience, certification or testing as listed below. When applicable, requirements of occupationally*

**PLANNING, POLICY AND GOVERNMENTAL AFFAIRS**  
**NOVEMBER 30, 2015**

---

*related state agencies must also be met. Since educational levels and work experiences vary, applicants may be determined highly qualified under any one (1) of the following three (3) options:* (3-16-04)

*a. Have sixteen thousand (16,000) hours of full time, successful, recent, gainful employment in the occupation for which certification is requested. Up to forty eight (48) months credit can be counted toward the eight (8) years on a month-to-month basis for journeyman training and/or postsecondary training successfully completed as a full-time student in an approved/approvable, postsecondary, professional technical education program.* (3-16-04)

*b. Have a bachelor's degree in the specific occupation or related area, plus six thousand (6,000) hours of full time, successful, recent, gainful employment in the occupation.* (3-16-04)

*c. Meet one (1) of the following:* (3-16-04)

*i. Have at least journeyman level plus two (2) years of recent, full time, gainful, related work experience. A person who has completed a formal apprenticeship program in the occupation or related area for which certification is requested. The apprenticeship must be under the direction of an employer and the Bureau of Apprenticeship and Training or an approved State Apprenticeship Agency;* (3-16-04)

*ii. Pass approved state or national certification/certification examination plus three (3) years of recent, full time, gainful, related work experience (length and type of work experience in emergency services and health professions will be determined on an individual basis); or* (3-16-04)

*iii. Pass approved industry related certification for skill level requirements (vendor and industry specific) plus three (3) years of recent, full time, gainful, related work experience (length and type of work experience in emergency services and health professions will be determined on an individual basis). If no competency test exists, a written recommendation from a representative occupational advisory council/committee and recorded in its minutes is required to verify occupational competence.* (3-16-04)

**02. Limited Occupational Specialist Certificate.** *This certificate is issued to individuals who are new to teaching trades and health occupations in public schools. The certificate is valid for three (3) years.* (3-16-04)

*a. Within the first eighteen (18) months, the holder must complete the pre service workshop sponsored by the State Division of Professional Technical Education and an approved course in professional technical methods and student assessment.* (3-16-04)

*b. Complete a new teacher induction workshop at the state or district level.* (3-16-04)

*File a Professional Development Plan with the State Division of Professional Technical Education.* (3-16-04)

*d. Within the three (3) year period of the Limited Occupational Specialist Certificate, the instructor must satisfactorily complete course work which includes competencies in four (4) of the following: Principles/ Foundations of Occupational Education; Career Pathways and Guidance; Analysis, Integration, and Curriculum Development; Measurement and Evaluation; and Methods of Teaching Occupational Education.* (3-16-04)

**03. Standard Occupational Specialist Certificate.** *This certificate is issued to individuals who have completed course work equivalent to that required of the Limited Occupational Specialist Certificate. The certificate must be renewed every five (5) years, which shall include completion of six (6) semester credit hours of approved coursework or verification of two hundred forty (240) hours of approved related work experience or ninety (90) hours of attendance at approved technical conferences, institutes, or workshops or any equivalent combination thereof, and file of a Professional Development Plan for the next certification period.* (3-16-04)

**04. Advanced Occupational Specialist Certificate.** *This certificate is issued to individuals who meet all the requirements outlined below:* (3-16-04)

*a. Meet the requirements for the Standard Occupational Specialist Certificate;* (3-16-04)

*b. Provide evidence of completion of a teacher training degree program or eighteen (18) semester credits of approved course work in addition to the twelve (12) semester credits required for the Standard Occupational Specialist Certificate (a total of thirty (30) semester credits); and* (3-16-04)

*c. File a new Professional Development Plan for the next certification period.* (3-16-04)

**PLANNING, POLICY AND GOVERNMENTAL AFFAIRS**  
**NOVEMBER 30, 2015**

---

~~d. This certificate must be renewed every five (5) years, which shall include completion of six (6) semester credit hours of approved course work or submit verification of two hundred forty (240) hours of approved related work experience or ninety (90) hours of attendance at approved technical conferences, institutes and workshops or any equivalent combination thereof, and file a new Professional Development Plan for the next certification period. (3-16-04)~~

~~03725.~~ -- 041. (RESERVED)

**042. ALTERNATE ROUTES TO CERTIFICATION.**

The purpose of this program is to provide an alternative for individuals to become certificated teachers in Idaho without following a standard teacher education program. Alternative Routes to Certification shall allow individuals to serve as the teacher of record prior to having earned full certification status. The teacher of record is defined as the person who is primarily responsible for planning instruction, delivering instruction, assessing students formatively and summatively, and designating the final grade. ~~Individuals who are currently employed as Para-Educators, individuals who are currently certificated to teach but who are in need of emergency certification in another area,~~ and individuals with strong subject matter background but limited experience with educational methodology shall follow the alternate certification requirements provided herein. Individuals who are currently certificated to teach but who are in need of emergency certification in another area may obtain an endorsement through an alternate route as described in subsection 021.02 of these rules. (4-4-13)( )

*[Codified Section 043 is being moved and renumbered to proposed Subsection 042.01]*

**04301. Alternative Authorization -- Teacher To New Certification.** The purpose of this alternative authorization is to allow Idaho school districts to request endorsement/certification when a professional position cannot be filled with someone who has the correct endorsement/certification. Alternative authorization in this area is valid for ~~up to three (3) years and is nonrenewable~~ one (1) year and may be renewed for two (2) additional years with evidence of satisfactory progress toward completion of an approved alternative route preparation program. Interim certification is valid for not more than three (3) years total. (5-8-09)( )

**01a. Initial Qualifications.** Prior to application, a candidate must hold a Bachelor's degree, and a valid Idaho teacher certificate without full endorsement in content area of need. The school district must provide supportive information attesting to the ability of the candidate to fill the position. (5-8-09)( )

**02b. Alternative Route Preparation Program.** A candidate must participate in an approved alternative route preparation program. (3-20-04)( )

**a. Option I—Teacher to New Certification/Endorsement.** (5-8-09)

i. ~~The C~~candidate will work toward completion of the alternative route preparation program through a participating college/university, and the employing school district. ~~The C~~candidate must complete a minimum of nine (9) semester credits annually to ~~be eligible for extension of up to a total of three (3) years~~ maintain eligibility for renewal. (3-20-04)( )

ii. The participating college/university shall provide procedures to assess and credit equivalent knowledge, dispositions, and relevant life/work experiences. (3-20-04)

iii. ~~Candidate shall meet all requirements for the endorsement/certificate as provided herein.~~(3-20-04)

**b. Option II—National Board (endorsement only).** ~~By earning National Board certification in content specific areas teachers may gain endorsement in a corresponding subject area.~~ (5-8-09)

**e. Option III—Master's degree or higher (endorsement only).** ~~By earning a graduate degree in a content specific area, candidates may add an endorsement in that same content area to a valid certificate.~~ (5-8-09)

**d. Option IV—Testing and/or Assessment (endorsement only).** ~~Two (2) pathways are available to some teachers, depending upon endorsement(s) already held.~~ (5-8-09)

i. ~~Pathway 1—Endorsements may be added through state approved testing and a mentoring component. The appropriate test must be successfully completed within the first year of authorization in an area closely compatible with an endorsement for which the candidate already qualifies and is experienced. Additionally requires the successful completion of a one (1) year state approved mentoring component.~~ (5-8-09)

**PLANNING, POLICY AND GOVERNMENTAL AFFAIRS**  
**NOVEMBER 30, 2015**

---

~~ii. Pathway 2—Endorsements may be added through state-approved testing in an area less closely compatible with an endorsement for which the candidate already qualifies and is experienced. The appropriate test must be successfully completed within the first year of the authorization. Additionally requires the successful completion of a one (1) year state approved mentoring component and passing a final pedagogy assessment. (5-8-09)~~

**[Codified Section 044 is being moved and renumbered to proposed Subsection 042.02]**

**04402. Alternative Authorization -- Content Specialist.** The purpose of this alternative authorization is to offer an expedited route to certification for individuals who are highly and uniquely qualified in a subject area to teach in a district with an identified need for teachers in that area. Alternative authorization in this area is valid for ~~three (3) years and is not renewable~~ one (1) year and may be renewed for two (2) additional years with evidence of satisfactory progress toward completion of an approved alternative route preparation program. Interim certification is valid for not more than three (3) years total. (3-20-04)( )

**04a.** Initial Qualifications. (3-20-04)

~~ai. Prior to application, a~~ **A** candidate must hold a Bachelor's degree or have completed all of the requirements of a Bachelor's degree except the student teaching or practicum portion. (4-4-13)( )

~~bii. The candidate shall meet enrollment qualifications of the alternative route preparation program. The hiring district shall ensure the candidate is highly and uniquely qualified to teach in the area of identified need through demonstrated content knowledge. This may be accomplished through a combination of employment experience and education.~~  
(3-20-04)( )

**02b.** Alternative Route Preparation Program -- College/University Preparation or Other State Board Approved Certification Program. (3-20-04)( )

~~ai. At the time of authorization a~~ **A** consortium comprised of a designee from the college/university to be attended or other state board approved certification program, and a representative from the school district, and the candidate shall determine the preparation needed to meet the Idaho Standards for Initial Certification of Professional School Personnel. This preparation plan must include mentoring and a minimum of one (1) classroom observation per month ~~until certified~~ while teaching under the alternative authorization. The plan must include annual progress goals that must be met for annual renewal. (3-20-04)( )

~~bii. Prior to entering the classroom, t~~ **T**he candidate must complete eight (8) to sixteen (16) weeks of accelerated study in education pedagogy prior to the end of the first year of authorization. The number of required weeks will be specified in the consortium developed plan. (3-20-04)( )

~~eiii. At the time of authorization the C~~ **C**andidate ~~will~~ must enroll in and work toward completion of the alternative route preparation program through a participating college/university or other state board approved certification program, and the employing school district. A teacher must attend, participate in, and successfully complete an individualized alternative route preparation program as one (1) of the conditions for annual renewal and to receive a recommendation for full certification. (3-20-04)( )

~~div. The participating college/university or other state board approved certification program shall provide procedures to assess and credit equivalent knowledge, dispositions and relevant life/work experiences.~~ (3-20-04)( )

~~ev. Prior to entering the classroom, the candidate shall meet or exceed the state qualifying score on appropriate state-approved content, pedagogy, or performance assessment.~~ (3-20-04)

**[Codified Section 045 is being moved and renumbered to proposed Subsection 042.03]**

**04503. Non-Traditional Route to Teacher Certification.** An individual may acquire interim certification as found in Section 0156 of these rules through an approved non-traditional route certification program. (3-20-14)( )

~~01. Approval of the Program. The State Board of Education must approve any non-traditional route to~~

**PLANNING, POLICY AND GOVERNMENTAL AFFAIRS**  
**NOVEMBER 30, 2015**

---

*teacher certification. The program must include, at a minimum, the following components:* (3-20-14)

- a. Preassessment of teaching and content knowledge:* (4-6-05)
- b. An academic advisor with knowledge of the prescribed instruction area; and* (4-6-05)
- c. Exams of pedagogy and content knowledge.* (4-6-05)

**02a.** *Eligibility.* Individuals who possess a bachelor's degree or higher from an accredited institution of higher education may utilize this non-traditional route to an interim Idaho Teacher Certification. (3-20-14)(    )

**03b.** *Requirements for Completion.* To complete this non-traditional route, the individual must: (3-20-14)

- a.i.** Complete a Board approved program; (4-6-05)
- b.ii.** Pass the Board approved pedagogy and content knowledge exams; and (4-6-05)
- e.iii.** Complete the Idaho Department of Education Criminal History Check. (4-6-05)

**04c.** *Interim Certificate.* Upon completion of the certification process described herein, the individual will be awarded an interim certificate from the State Department of Education's Bureau of Certification and Professional Standards. *The term of the interim certification shall be three (3) years.* During the term of the interim certificate, teaching by the individual must be done in conjunction with a two (2) year a teacher mentoring program approved by the Board. The individual must complete the mentoring program during the term of the interim certificate. In the case where teachers start their mentoring program in the third year of their interim certificate, they must apply to the State Department of Education Teacher Certification Department for a waiver to complete the final year of their mentoring program for full certification. All laws and rules governing the fully certificated teachers with respect to conduct, discipline and professional standards shall apply to individuals teaching under any Idaho certificate including an interim certificate. (3-20-14)(    )

**05d.** *Interim Certificate Not Renewable.* Interim certification hereunder is only available on a one (1) time basis per individual. It will be the responsibility of the individual to obtain a full valid renewable Idaho Teacher Certification Educator Credential during the three (3) year interim certification term. (4-6-05)(    )

**06e.** *Types of Certificates and Endorsements.* The non-traditional route may be used for first-time certification, subsequent certificates, and additional endorsements. (3-20-14)

**046.** *(RESERVED)*

**[Codified Section 047 is being moved and renumbered to proposed Subsection 042.04]**

**04704. Alternative Authorization - Pupil Personnel Services.** The purpose of this alternative authorization is to allow Idaho school districts to request endorsement/certification when a position requiring the Pupil Personnel Services certificate cannot be filled with someone who has the correct endorsement/certification. The exception to this rule is the Interim School Nurse endorsement and the Interim Speech Language Pathologist endorsement. The requirements for these endorsements are already defined in Subsections 027.04 and 027.08 respectively. 015.04 of these rules. The alternate authorization is valid for one (1) year and may be renewed for two (2) additional years with evidence of satisfactory progress toward completion of an approved alternative route preparation program. Interim certification is valid for not more than three (3) years total. (4-11-15)(    )

**01.** *Term of Validity.* Alternative authorization in this area is valid for three (3) years and will be reviewed annually and is nonrenewable. (4-2-08)

**02a.** *Initial Qualifications.* The applicant must complete the following: (4-2-08)

**a.i.** Prior to application, a candidate must hold a Master's degree and hold a current Idaho license from the Bureau of Occupational Licenses in the area of desired certification; and (4-2-08)(    )

**b.ii.** The employing school district must provide supportive information attesting to the ability of the candidate to fill the position. (4-2-08)

**PLANNING, POLICY AND GOVERNMENTAL AFFAIRS**  
**NOVEMBER 30, 2015**

---

**03b.** Alternative Route Preparation Program. (4-2-08)

**a.i.** The candidate must work toward completion of the alternative route preparation program through a participating college/university and the employing school district. The alternative route preparation program must include annual progress goals. (4-2-08)( )

**b.ii.** The candidate must complete a minimum of nine (9) semester credits annually to be eligible for extension of up to a total of three (3) years. (4-2-08)

**c.iii.** The participating college/university or the State Department of Education will provide procedures to assess and credit equivalent knowledge, dispositions, and relevant life/work experiences. (4-2-08)

**d.iv.** The candidate must meet all requirements for the endorsement/certificate as provided herein. (4-2-08)

**05. Alternate Authorization Renewal.** ~~Interim certification based on alternate route as provide for in these rules is only available on a one (1) time basis per individual. It will be the responsibility of the individual to obtain a full Idaho Educator Credential during the three (3) year interim certification term. Annual renewal will be based on the school year and satisfactory progress toward completion of the applicable alternate authorization requirements.~~ ( )

**0483. -- 059. (RESERVED)**

**(BREAK IN CONTINUITY OF SECTIONS)**

**078. -- 089. (RESERVED)**

**[Codified Section 090 is being moved and renumbered to proposed Section 017]**

**091. -- 099. (RESERVED)**

**100. OFFICIAL VEHICLE FOR APPROVING TEACHER EDUCATION PROGRAMS.** (Section 33-114, Idaho Code) (4-1-97)

**01. The Official Vehicle for the Approval of Teacher Education Programs.** The official vehicle for the approval of teacher education programs ~~will be~~ is the Council for the Accreditation of Educator Preparation (CAEP) and the approved Idaho Standards for the Initial Certification of Professional School Personnel. The Idaho Standards are based upon the accepted national standards for educator preparation and include state-specific, core teaching requirements. The State Department of Education will transmit to the head of each Idaho college or department of education a copy of all revisions to the Idaho Standards for the Initial Certification of Professional School Personnel. Such revisions will take effect and must be implemented within a period not to exceed two (2) years after notification of such revision. (3-12-14)( )

**02. Non-Traditional Teacher Preparation Program.** The State Board of Education must approve all non-traditional route to teacher certification programs. The programs must include, at a minimum, the following components ( )

**a.** Pre-assessment of teaching and content knowledge; ( )

**b.** An academic advisor with knowledge of the prescribed instruction area; ( )

**c.** Exams of pedagogy and content knowledge; and ( )

**d.** Be aligned to the Idaho Standards for the Initial Certification of Professional School Personnel. ( )

**023. Reference Availability.** The Idaho Standards for the Initial Certification of Professional School Personnel, incorporated by reference in Subsection 004.01, are available for inspection on the Office of the State Board of Education's website at [www.boardofed.idaho.gov](http://www.boardofed.idaho.gov). (3-29-12)



**PLANNING, POLICY AND GOVERNMENTAL AFFAIRS**  
**NOVEMBER 30, 2015**

---

**034. Continuing Approval.**

(3-29-12)

a. The state of Idaho will follow the *National* Council for Accreditation of *Teacher Education (NCATE)* *Educator Preparation (CAEP)* model by which institutions shall pursue continuing approval through a full program review every seven (7) years. The full program review shall be based upon the Idaho Standards for Initial Certification of Professional School Personnel. ~~(3-29-12)~~( )

b. The state of Idaho will additionally conduct focused reviews of state-specific, core teaching requirements in the interim, not to exceed every third year following the full program review. (3-29-12)

c. All approved non-traditional teacher preparation programs will be reviewed for continued approval on the same schedule as traditional teacher preparation programs. Reviews will include determination of continued alignment with the approved Idaho Standards for the Initial Certification of Professional School Personnel and effectiveness of program completers. ( )

**045. Payment Responsibilities for Teacher Preparation Program Reviews.** The Professional Standards Commission is responsible for Idaho teacher preparation program reviews, including assigning responsibility for paying for program reviews. To implement the reviews, it is necessary that: (4-6-05)

a. The Professional Standards Commission pay for all ~~in~~-state review team expenses for on-site teacher preparation reviews from its budget. ~~(4-6-05)~~( )

b. Requesting institutions pay for all *out-of-state* other expenses related to on-site teacher preparation program reviews, including the standards review. ~~(4-6-05)~~( )

**PLANNING, POLICY AND GOVERNMENTAL AFFAIRS**  
**NOVEMBER 30, 2015**

---

**IDAPA 08**  
**TITLE 02**  
**CHAPTER 02**

**08.02.02 - RULES GOVERNING UNIFORMITY**

**000. LEGAL AUTHORITY.**

All rules in IDAPA 08.02.02, “Rules Governing Uniformity,” are promulgated pursuant to the authority of the State Board of Education under Article IX, Section 2 of the Idaho Constitution and under Sections 33-105, 33-107, 33-116, and 33-1612, Idaho Code. Specific statutory references for particular rules are also noted as additional authority where appropriate. (7-1-02)

**001. TITLE AND SCOPE.**

**01. Title.** These rules shall be known as IDAPA 08.02.02, “Rules Governing Uniformity.” (4-5-00)

**02. Scope.** Uniform standards and governance by the State Board of Education pertinent to Teacher Certification, School Facilities, Accreditation, Transportation, School Release Time, Driver’s Education and Juvenile Detention Centers. (7-1-02)

**002. WRITTEN INTERPRETATIONS.**

In accordance with Section 67-5201(19)(b)(iv), Idaho Code, any written interpretations of the rules of this chapter are available at the Office of the State Board of Education located at 650 W. State St., Room 307, Boise, Idaho 83702. (7-1-02)

**003. ADMINISTRATIVE APPEALS.**

Unless otherwise provided for in these rules, administrative appeals are by written application to the State Board of Education pursuant to IDAPA 08.01.01, “Rules of the State Board of Education and Board of Regents of the University of Idaho – Administrative Procedures and Records,” Section 050. (3-14-05)

**004. INCORPORATION BY REFERENCE.**

The State Board of Education adopts and incorporates by reference into its rules: (5-8-09)

**01. Idaho Standards for the Initial Certification of Professional School Personnel as approved on August 14, 2014.** Copies of this document can be found on the Office of the State Board of Education website at <http://ww.boardofed.idaho.gov>. (3-27-15)

**02. Standards for Idaho School Buses and Operations as approved on June 23, 2011.** The Standards for Idaho School Buses and Operations are available at the Idaho State Department of Education, 650 W. State St., Boise Idaho, 83702 and can also be accessed electronically at <http://www.sde.idaho.gov/site/transportation/library.htm>. (3-29-12)

**03. Operating Procedures for Idaho Public Driver Education Programs as approved on August 14, 2014.** The Operating Procedures for Idaho Public Driver Education Programs are available at the Idaho State Department of Education, 650 W. State St., Boise, Idaho, 83702 and can also be accessed electronically at [http://www.sde.idaho.gov/site/driver\\_edu/forms\\_curriculum.htm](http://www.sde.idaho.gov/site/driver_edu/forms_curriculum.htm). (3-27-15)

**005. OFFICE -- OFFICE HOURS -- MAILING AND STREET ADDRESS.**

The principal place of business of the State Board of Education (SBOE) and State Department of Education (SDE) is in Boise, Idaho. Both offices are located at 650 W. State, Boise Idaho 83702. The SDE is on the 2nd Floor, the SBOE is found in Room 307. Both offices are open from 8 a.m. to 5 p.m., except Saturday, Sunday and legal holidays. The mailing address for the SBOE is PO Box 83720, Boise, ID 83720-0037. The mailing address for the SDE is PO Box

**PLANNING, POLICY AND GOVERNMENTAL AFFAIRS**  
**NOVEMBER 30, 2015**

---

83720, Boise, ID 83720-0027. The SBOE phone number is (208) 334-2270 and the SDE phone number is (208) 332-6800. (7-1-02)

**006. PUBLIC RECORDS ACT COMPLIANCE.**

This rule has been promulgated in accordance with the Administrative Procedures Act, Title 67, Chapter 52, Idaho Code, and is a public record. (7-1-02)

**007. DEFINITIONS.**

**01. Active Teacher.** K-12 teacher with a valid Idaho certificate who is currently teaching in an Idaho K-12 classroom/school. (3-16-04)

**02. Alternative Routes.** Routes to teacher certification designed for candidates who want to enter the teaching profession from non-education professions or the para-educator profession, or for teachers lacking certification in a specific area defined as an emergency district need. (3-16-04)

**03. Credential.** The general term used to denote the document on which all of a person's educational certificates and endorsements are listed. The holder is entitled to provide educational services in any and/or all areas listed on the credential. (3-16-04)

**04. Endorsement.** Term used to refer to the content area or specific area of expertise in which a holder is granted permission to provide services. (3-16-04)

**05. Idaho Student Achievement Standards.** Standards of achievement for Idaho's K-12 students. See IDAPA 08.02.03, "Rules Governing Thoroughness." (3-16-04)

**06. Individualized Professional Learning Plan.** An individualized plan based on the Idaho framework for teacher as outlined in subsection 120 of these rules to include interventions based on the individual's strengths and areas of needed growth. ( )

**067. Institutional Recommendation.** Signed form or written verification from an accredited institution with an approved teacher preparation program stating that an individual has completed the program, received a basic or higher rating in all twenty-two (22) components of the Idaho framework for teaching evaluation, has and individualized professional learning plan, has demonstrated measurable student achievement and the ability to create student learning objectives, and is now being recommended for state certification. (3-16-04)

**08. Local Education Agency (LEA).** An Idaho public school district or charter school pursuant to Section 33-5203(7), Idaho Code.

**0789. Orientation.** School district/school process used to acquaint teachers new to district/school on its policies, procedures and processes. (3-16-04)

**08910. Para-Educator.** Aides and assistants employed by school districts to supplement instruction and provide additional assistance to students. (3-16-04)

**091011. Pedagogy.** Teaching knowledge and skills. (3-16-04)

**1412. Student Learning Objective (SLO).** A measurable, long-term academic growth target that a teacher sets at the beginning of the year for all student or for subgroups of students. SLOs demonstrate a teachers' impact on student learning within a given interval of instruction based upon baseline data gathered at the beginning of the course.

**10213. Teacher Leader.** A ~~master~~-teacher who facilitates the design and implementation of sustained, intensive, and job-embedded professional learning based on identified student and teacher needs. (4-4-13)

**PLANNING, POLICY AND GOVERNMENTAL AFFAIRS**  
**NOVEMBER 30, 2015**

---

**008. -- 011. (RESERVED)**

**012. ACCREDITED INSTITUTION.**

For purposes of teacher certification, an accredited school, college, university, or other teacher training institution is considered by the Idaho State Board of Education to be one that is accredited by a regional accrediting association recognized by the State Board of Education or an alternative model approved by the State Board of Education. (Sections 33-107; 33-114; 33-1203, Idaho Code) (4-1-97)

**013. CERTIFICATION OF TEACHERS TRAINED IN FOREIGN INSTITUTIONS.**

Considering credentials for teacher certification submitted by persons trained in the institutions of foreign countries will be initiated by a translation and evaluation of the applicant's credentials. (4-1-97)

**01. Determination of Eligibility.** Determination of eligibility for certification will be made by the State Department of Education as the agent of the State Board of Education. Appeals may be made to the Professional Standards Commission, (PSC). (Section 33-1209, Idaho Code) (3-16-04)

**02. Other Procedures.** All other procedures in effect at the time must be followed at the time of application. (4-1-97)

**014. CERTIFICATES ISSUED TO APPLICANTS FROM REGIONALLY ACCREDITED INSTITUTIONS.**

**01. The Department of Education.** The department of education is authorized to issue Idaho Certificates to applicants from regionally accredited institutions meeting requirements for certification or equivalent (i.e., those based on a bachelor's degree) in other states when they substantially meet the requirements for the Idaho Certificate. (Sections 33-1203; 33-2203 Idaho Code) (3-16-04)

**02. The State Division of Professional-Technical Education.** The state division of professional-technical education is authorized to determine whether applicants meet the requirements for instructing or administering professional-technical programs at the secondary and postsecondary levels. (Section 33-2203, Idaho Code) (3-16-04)

~~**015. IDAHO INTERIM CERTIFICATE.**~~

~~[HP1]~~

~~**01. Issuance of Interim Certificate.** The State Department of Education is authorized to issue a three-year (3) interim certificate to those applicants who hold a valid certificate/license from another state or other entity that participates in the National Association of State Directors of Teacher Education and Certification (NASDTEC) Interstate Agreement. An interim certificate is nonrenewable except under extenuating circumstances. (4-2-08)~~

~~**a.** Idaho Comprehensive Literacy Course. For all Idaho teachers working on interim certificates, alternate routes or coming from out of the state, completion of a state approved reading instruction course shall be a one time requirement for full certification. (4-7-11)~~

~~**b.** Technology. Out of state applicants will be reviewed by the hiring district for technology deficiencies and may be required to take technology courses to improve their technology skills. (4-7-11)~~

~~**02. Reinstatement of Expired Certificate.** An individual holding an expired Idaho certificate may be issued a nonrenewable three year interim certificate. During the validity period of the interim certificate, the applicant must meet all current requirements listed for the specific certificate and endorsement(s) including the appropriate content, pedagogy, and performance assessments. (3-29-12)~~

~~**03. Foreign Institutions.** An educator having graduated from a foreign institution that is listed in the~~

**PLANNING, POLICY AND GOVERNMENTAL AFFAIRS**  
**NOVEMBER 30, 2015**

---

~~Accredited Degree Granting Institutions section of the “Accredited Institutions of Postsecondary Education” and having a valid/current teaching certificate/license from the country or province in which the foreign institution is located, may be issued a non-renewable, three-year interim certificate. The applicant must also complete the requirements listed in Section 013 of these rules. (4-2-08)~~

**016015. IDAHO EDUCATOR CREDENTIAL.**

The State Board of Education authorizes the State Department of Education to issue certificates and endorsements to those individuals meeting the specific requirements for each area provided herein. ~~(Section 33-1201, Idaho Code)~~  
(3-16-04)

~~**01. Renewal Requirement – Mathematics In Service Program.** In order to recertify, the state approved mathematics instruction course titled “Mathematical Thinking for Instruction”, or another State Department of Education approved alternative course, shall be required. The “Mathematical Thinking for Instruction” course consists of three (3) credits (or forty five (45) contact hours of in service training). Teachers and administrators shall take one (1) of the three (3) courses developed that each teacher deems to be most closely aligned with their current assignment prior to September 1, 2014. Any teacher or administrator successfully completing said course shall be deemed to have met the requirement of Subsection 060.03.e. of this rule, regardless of whether such course is part of any official transcript. Successful completion of state approved mathematics instruction course shall be a one-time requirement for renewal of certification for those currently employed in an Idaho school district and shall be included within current requirements for continuing education for renewal. The following individuals listed in Subsection 016.01.a. through 016.01.e. shall successfully complete the “Mathematical Thinking for Instruction” course in order to recertify: (3-20-14)~~

~~**a.** Each teacher holding an Early Childhood/Early Childhood Special Education Blended Certificate (Birth-Grade 3) who is employed in an elementary classroom (multi-subject classroom, K-8); (3-29-10)~~

~~**b.** Each teacher holding a Standard Elementary Certificate (K-8) who is employed in an elementary classroom (multi-subject classroom K-8); (3-20-14)~~

~~**c.** Each teacher holding a Standard Secondary Certificate (6-12) teaching in a math content classroom (grade six (6) through grade twelve (12)) including Title I who is employed in an elementary classroom (multi-subject classroom K-8); (3-20-14)~~

~~**d.** Each teacher holding a Standard Exceptional Child Certificate (K-12) who is employed in an elementary classroom (multi-subject classroom K-8); and (3-20-14)~~

~~**e.** Each school administrator holding an Administrator Certificate (Pre-K-12) who is employed in an elementary classroom (multi-subject classroom K-8), including all school district and charter administrators. (3-20-14)~~

~~**02. Out-of-State Applicants – Mathematical Thinking for Instruction.** (4-4-13)~~

~~**a.** Out of state applicants shall take the state approved mathematics instruction course titled “Mathematical Thinking for Instruction” as a certification requirement. The “Mathematical Thinking for Instruction” course consists of three (3) credits (or forty five (45) contact hours of in service training). (3-29-10)~~

~~**b.** Those individuals who qualify for an Idaho certificate through state reciprocity shall be granted a three-year, non-renewable, interim certificate to allow time to meet the Idaho Mathematics In service program requirement. (4-4-13)~~

~~**03. Waiver of Mathematics In Service Program.** When applying for certificate renewal, an automatic waiver of the mathematics in service program requirement shall be granted for any certificated individual living outside of the state of Idaho who is not currently employed as an educator in the state of Idaho. This waiver applies only as long as the individual remains outside the state of Idaho or as long as the individual is not employed as an~~

**PLANNING, POLICY AND GOVERNMENTAL AFFAIRS**  
**NOVEMBER 30, 2015**

---

~~educator in the state of Idaho. Upon returning to Idaho or employment in an Idaho public school, the educator will need to complete this requirement prior to the next renewal period. (3-20-14)~~

~~**04. Renewal Requirement – Idaho Comprehensive Literacy Course.** In order to recertify, a state approved Idaho Comprehensive Literacy Course shall be required. Successful completion of a state approved Idaho Comprehensive Literacy course shall be a one-time requirement for renewal of certification for those currently employed in an Idaho school district and shall be included within current requirements for continuing education for renewal. The following individuals listed in Subsection 016.04.a. through 016.04.e. shall successfully complete an Idaho Comprehensive Literacy course in order to recertify: (4-4-13)~~

~~**a.** Each teacher holding an Early Childhood/Early Childhood Special Education Blended Certificate (Birth-Grade 3) who is employed in an elementary classroom (multi-subject classroom, K-8); (4-4-13)~~

~~**b.** Each teacher holding a Standard Elementary Certificate (K-8) who is employed in an elementary classroom (K-8); and (3-20-14)~~

~~**c.** Each teacher holding a Standard Exceptional Child Certificate (K-12) who is employed in a K-12 classroom. (3-20-14)~~

~~**05. Out of State Applicants – Idaho Comprehensive Literacy Course.** (3-20-14)~~

~~**a.** Out of state applicants shall take a state approved Idaho Comprehensive Literacy Course as a certification requirement. (3-20-14)~~

~~**b.** Those individuals who qualify for an Idaho certificate through state reciprocity shall be granted a three-year, non-renewable, interim certificate to allow time to meet the Idaho Comprehensive Literacy Course requirement. (3-20-14)~~

~~**017. CONTENT, PEDAGOGY AND PERFORMANCE ASSESSMENT FOR CERTIFICATION.**~~

~~**01. Assessments.** State Board of Education approved content, pedagogy and performance area assessments shall be used in the state of Idaho to ensure qualified teachers are employed in Idaho's classrooms. The Professional Standards Commission shall recommend assessments and qualifying scores to the State Board of Education for approval. (4-2-08)~~

~~**02. Out of State Waivers.** An out of state applicant for Idaho certification holding a current certificate may request a waiver from the above requirement. The applicant shall provide evidence of passing a state approved content, pedagogy and performance area assessment(s) or hold current National Board for Professional Standards Teaching Certificate. (4-2-08)~~

~~**03. Idaho Comprehensive Literacy Assessment.** All applicants for initial Idaho certification (Kindergarten through grade twelve (12)) from an Idaho approved teacher education program must demonstrate competency in comprehensive literacy. Areas to be included as parts of the assessment are: phonological awareness, phonics, fluency, vocabulary, comprehension, writing, and assessments and intervention strategies. Each Idaho public higher education institution shall be responsible for the assessment of teacher candidates in its teacher preparation program. The assessment must measure teaching skills and knowledge congruent with current research on best literacy practices for elementary students or secondary students (adolescent literacy) dependent upon level of certification and English Language Learners. In addition the assessment must measure understanding and the ability to apply strategies and beliefs about language, literacy instruction, and assessments based on current research and best practices congruent with International Reading Association/National Council of Teachers of English standards, National English Language Learner's Association professional teaching standards, National Council for Accreditation of Teacher Education standards, and state accreditation standards. (4-7-11)~~

~~**04. Technology Assessment.** All applicants for initial Idaho certification (Kindergarten through grade~~

**PLANNING, POLICY AND GOVERNMENTAL AFFAIRS**  
**NOVEMBER 30, 2015**

---

~~twelve (12)) from an Idaho approved teacher education program must demonstrate proficiency in relevant technology skills and practices to enhance classroom management and instruction. Each Idaho public higher education institution shall be responsible for the assessment of teacher candidates in its teacher preparation program. The assessment must measure understanding and the ability to apply strategies and beliefs about the integration of technology based on current research and best practices congruent with the International Society for Technology in Education professional teaching standards, the National Council for Accreditation of Teacher Education standards, and state accreditation standards. (4-7-11)~~

**018.01. STANDARD ELEMENTARY CERTIFICATE.**

A Standard Elementary Certificate makes an individual eligible to teach grades Kindergarten (K) through eight (8), and may be issued to any person who has a bachelor's degree from an accredited college or university and who meets the following requirements: (3-16-04)

~~01a. General Education Requirements.~~ Completion of the general education requirements at an accredited college or university is required. (3-30-07)

~~02b. Meets the following Professional-professional Education Requirements:~~ (3-30-07)

~~ai.~~ A minimum of twenty-four (24) semester credit hours, or thirty-six (36) quarter credit hours, in the philosophical, psychological, ~~and~~ methodological foundations, instructional technology, and in the professional subject matter of elementary education, which shall include at least six (6) semester credit hours, or nine (9) quarter credit hours, in developmental reading and its application to the content area. (3-16-04)

~~bii.~~ The required minimum credit hours must include A at least six (6) semester credit hours, or nine (9) quarter credit hours, of ~~elementary~~ student teaching or two (2) years of satisfactory experience as a teacher in grades K-8. (3-16-04)

~~03c. Additional Requirements.~~ An institutional recommendation from an accredited college or university or verification of two (2) years of teaching experience in grades Kindergarten (K) through eight (8). (3-16-04)

~~04d. Area of Endorsement.~~ All individuals, who begin an Idaho approved preparation program after July 1, 2013, seeking a Standard Elementary Certificate shall complete the requirements for a subject area endorsement as outlined under requirements for a Standard Secondary Certificate. An endorsement allowing teaching of that subject through grade ~~nine-eight (98)~~ or a K-12 endorsement shall be added to the Standard Elementary Certificate. (3-12-14)

~~05c. Proficiency.~~ Proficiency in areas noted above is measured by completion of the credit hour requirements provided herein. Additionally, each candidate ~~shall~~ must meet or exceed the state qualifying score on approved elementary or secondary content area and pedagogy assessments. (3-16-04)

**020. STANDARD SECONDARY CERTIFICATE.**

A Standard Secondary Certificate makes an individual eligible to teach in grades six (6) through twelve (12). A Secondary Certificate may be issued to any person with a bachelor's degree from an accredited college or university and who meets the following minimum requirements: (3-16-04)

01a. General Education Requirements. Completion of the general education requirements at an accredited college or university is required. (3-30-07)

02b. Professional Education Requirements. (3-30-07)

ai. A minimum of twenty (20) semester credit hours, or thirty (30) quarter credit hours, in the philosophical, psychological, and methodological foundations, instructional technology, and in the professional

**PLANNING, POLICY AND GOVERNMENTAL AFFAIRS**  
**NOVEMBER 30, 2015**

---

subject matter of secondary education, which must include at least three (3) semester credit hours, or four (4) quarter credit hours, of reading in the content area. (3-16-04)

**bii.** The required twenty (20) semester credit hours, or thirty (30) quarter credit hours, must also include at least six (6) semester credit hours, or nine (9) quarter credit hours, of secondary student teaching or two (2) years of satisfactory experience as a teacher in grades six (6) through twelve (12). (3-16-04)

**03c. Teaching Field Requirements.** Preparation in at least two (2) fields of secondary teaching: a first teaching field of at least thirty (30) semester credit hours, or forty-five (45) quarter credit hours, and a second teaching field of at least twenty (20) semester credit hours, or thirty (30) quarter credit hours. Preparation of not less than forty-five (45) semester credit hours, or sixty-seven (67) quarter credit hours, in a single subject area may be used in lieu of the first teaching field or second teaching field requirements. (3-30-07)

**04d. Additional Requirements.** An institutional recommendation from an accredited college or university or verification of two (2) years of teaching experience in grades six (6) through twelve (12). (3-16-04)

**05e. Proficiency.** Proficiency in areas noted above is measured by completion of the credit hour requirements provided herein. Additionally, each candidate must have a qualifying score on an approved content area assessment in any area(s) for which the certificate or endorsement(s) will be applied. (3-16-04)

**019-03. Blended Early Childhood Education/ Early Childhood Special Education Blended-Certificate.**  
An **Blended** Early Childhood / Early Childhood Special Education **Blended** Certificate ~~is non-categorical and~~ makes an individual eligible to teach in any **early childhood** educational setting for youth from birth to grade three (3), including those who are at-risk or have developmental delays. ~~The Early Childhood / Early Childhood Special Education Blended Certificate~~ **This certificate** may be issued to any person with a **bachelor's baccalaureate** degree from an accredited college or university and who meets the following minimum requirements: (3-16-04)

~~**01a. General Education Requirements.** Completion of the general education requirements at an accredited college or university is required. (3-30-07)~~

~~**02b. Meets the following Professional-professional Education Rrequirements.** (3-16-04)~~

~~**ai.** A minimum of thirty (30) semester credit hours, or forty-five (45) quarter credit hours, in the philosophical, psychological, and methodological foundations, in instructional technology, and in the professional subject matter of early childhood and early childhood-special education. The professional subject matter of early childhood and early childhood-special education shall include course work specific to the young child from birth through grade three (3) in the areas of child development and learning; curriculum development and implementation; family and community relationships; assessment and evaluation; professionalism; and, application of technologies. (3-16-04)~~

~~**bii.** The required thirty (30) semester credit hours, or forty-five (45) quarter credit hours, shall include not less than six (6) semester credit hours, or nine (9) quarter credit hours, of early childhood student teaching and three (3) semester credit hours, or four (4) quarter credit hours, of developmental reading. (3-16-04)~~

~~**03c. Additional Requirements.** An institutional recommendation from an accredited college or university, and passage of the Idaho Comprehensive Literacy Exam. (3-16-04)~~

~~**04d. Proficiency.** Proficiency in areas noted above is measured by completion of the credit hour requirements provided herein. Additionally, each candidate shall meet or exceed the state qualifying score on approved early-childhood assessments. (3-16-04)~~

~~**020. STANDARD SECONDARY CERTIFICATE.**  
A Standard Secondary Certificate makes an individual eligible to teach in grades six (6) through twelve (12). A Secondary Certificate may be issued to any person with a bachelor's degree from an accredited college or university.~~



**PLANNING, POLICY AND GOVERNMENTAL AFFAIRS**  
**NOVEMBER 30, 2015**

---

~~and who meets the following minimum requirements: (3-16-04)~~

~~**01. General Education Requirements.** Completion of the general education requirements at an accredited college or university is required. (3-30-07)~~

~~**02. Professional Education Requirements.** (3-30-07)~~

~~**a.** A minimum of twenty (20) semester credit hours, or thirty (30) quarter credit hours, in the philosophical, psychological, and methodological foundations, instructional technology, and in the professional subject matter of secondary education, which must include at least three (3) semester credit hours, or four (4) quarter credit hours, of reading in the content area. (3-16-04)~~

~~**b.** The required twenty (20) semester credit hours, or thirty (30) quarter credit hours, must also include at least six (6) semester credit hours, or nine (9) quarter credit hours, of secondary student teaching or two (2) years of satisfactory experience as a teacher in grades six (6) through twelve (12). (3-16-04)~~

~~**03. Teaching Field Requirements.** Preparation in at least two (2) fields of secondary teaching: a first teaching field of at least thirty (30) semester credit hours, or forty-five (45) quarter credit hours, and a second teaching field of at least twenty (20) semester credit hours, or thirty (30) quarter credit hours. Preparation of not less than forty-five (45) semester credit hours, or sixty-seven (67) quarter credit hours, in a single subject area may be used in lieu of the first teaching field or second teaching field requirements. (3-30-07)~~

~~**04. Additional Requirements.** An institutional recommendation from an accredited college or university or verification of two (2) years of teaching experience in grades six (6) through twelve (12). (3-16-04)~~

~~**05. Proficiency.** Proficiency in areas noted above is measured by completion of the credit hour requirements provided herein. Additionally, each candidate must have a qualifying score on an approved content area assessment in any area(s) for which the certificate or endorsement(s) will be applied. (3-16-04)~~

**02834. Exceptional Child Certificate.**

Holders of this certificate are authorized to work with children who have been identified as having an educational impairment.

(3-16-04)

~~**01a. General Education Requirements-Education Requirements.** Completion of the general education requirements at an accredited college or university is required and six (6) or more semester credit hours, or nine (9) or more quarter credit hours of student teaching in a special education setting. (3-30-07)~~

~~**02b. Exceptional Child Generalist Endorsement (K-12).** The Exceptional Child Generalist K-12 endorsement is non-categorical and allows one (1) to teach in any K-12 special education setting. This endorsement is valid for five (5) years. Six (6) credit hours are required every five (5) years for renewal. Regardless of prior special education experience, all initial applicants must provide an institutional recommendation that an approved special education program has been completed, with field work to include an internship and student teaching in an elementary or secondary special education setting. To be eligible for an Exceptional Child Certificate with a Generalist K-12 endorsement, a candidate must have satisfied the following requirements: (4-4-13)~~

~~**ai.** Completion of a baccalaureate degree from an accredited college or university. (3-16-04)~~

~~**bii.** Completion, in an Idaho college or university, of a program in elementary, secondary, or special education currently approved by the Idaho State Board of Education, or completion, in an out-of-state college or university, of a program in elementary, secondary, or special education currently approved by the state educational agency of the state in which the program was completed. (3-16-04)~~

~~**ciii.** Completion of thirty (30) semester credit hours in special education, or closely related areas, as part~~

**PLANNING, POLICY AND GOVERNMENTAL AFFAIRS**  
**NOVEMBER 30, 2015**

---

of an approved special education program. (3-16-04)

div. Each candidate must have a qualifying score on an approved core content assessment and a second assessment related to the specific endorsement requested. (3-16-04)

03d.c. Early Childhood Special Education Endorsement (Pre-K-3). The Early Childhood Special Education (Pre-K-3) endorsement is non-categorical and allows one to teach in any Pre-K-3 special education setting. This endorsement may only be added to the Standard Exceptional Child Certificate in conjunction with the Generalist K-12 endorsement and is valid for five (5) years. Six (6) credit hours are required every five (5) years for renewal. To be eligible for an Exceptional Child Certificate with an Early Childhood Special Education (Pre-K-3) endorsement, a candidate must have satisfied the following requirements: (4-7-11)

ai. Completion of a program of a minimum of twenty (20) semester credit hours in the area of Early Childhood Education to include course work in each of the following areas: Child development and behavior with emphasis in cognitive-language, physical, social and emotional areas, birth through age eight (8); Curriculum and program development for young children ages three to eight (3-8); Methodology: planning, implementing and evaluating environments and materials for young children ages three to eight (3-8); Guiding young children's behavior: observing, assessing and individualizing ages three to eight (3-8); Identifying and working with atypical young children ages three to eight (3-8) Parent-teacher relations; and, Field work to include an internship and student teaching at the Pre-K - 3 grades. (4-7-11)

04d. Deaf/Hard of Hearing Endorsement (K-12). Completion of a minimum of thirty-three (33) semester credit hours in the area of deaf/hard of hearing with an emphasis on instruction for students who use sign language or completion of a minimum thirty-three (33) semester credit hours in the area of deaf/hard of hearing with an emphasis on instruction for students who use listening and spoken language. An institutional recommendation specific to this endorsement is required. To be eligible for an Exceptional Child Certificate with a Deaf/Hard of Hearing endorsement, a candidate must have satisfied the following requirements: (4-11-15)

ai. Completion of a baccalaureate degree from an accredited college or university; (4-11-06)

bii. Completion of a program from an Idaho college or university in elementary, secondary, or special education currently approved by the Idaho State Board of Education; or (4-11-06)

ei.iii. Completion of a program from an out-of-state college or university in elementary, secondary, or special education currently approved by the state educational agency of the state in which the program was completed; (4-11-06)

div. Completion of a program of a minimum of thirty-three (33) semester credit hours in the area of Deaf/Hard of Hearing. Must receive an institutional recommendation specific to this endorsement from an accredited college or university. (4-11-15)

05e. Visual Impairment Endorsement (K-12). Completion of a program of a minimum of thirty (30) semester credit hours in the area of visual impairment. An institutional recommendation specific to this endorsement is required. To be eligible for an Exceptional Child Certificate with a Visually Impaired endorsement, a candidate must have satisfied the following requirements: (4-11-06)

ai. Completion of a baccalaureate degree from an accredited college or university; (4-11-06)

bii. Completion in an Idaho college or university of a program in elementary, secondary, or special education currently approved by the Idaho State Board of Education, or completion in an out-of-state college or university of a program in elementary, secondary, or special education currently approved by the state educational agency of the state in which the program was completed. (4-11-15)

ei.iii. Completion of a program of a minimum of thirty (30) semester credit hours in the area of Visual

**PLANNING, POLICY AND GOVERNMENTAL AFFAIRS**  
**NOVEMBER 30, 2015**

---

Impairment. Must receive an institutional recommendation specific to this endorsement from an accredited college or university. (4-11-06)

div. Each candidate must have a qualifying score on an approved core content assessment and a second assessment related to the specific endorsement requested. (4-11-15)

**027045. PUPIL PERSONNEL SERVICES CERTIFICATE**

Persons who serve as school counselors, school psychologists, speech-language pathologists, school social workers, school nurses and school audiologists are required to hold the Pupil Personnel Services Certificate, with the respective endorsement(s) for which they qualify. (3-16-04)

01a. Counselor Endorsement (K-12). To be eligible for a Pupil Personnel Services Certificate endorsed Counselor K-12, a candidate must have satisfied the following requirements. The Pupil Personnel Services Certificate with a Counselor endorsement is valid for five (5) years. Six (6) semester credit hours are required every five (5) years in order to renew the endorsement. (5-8-09)

ai. Hold a master's degree and provide verification of completion of an approved program of graduate study in school counseling from a college or university approved by the Idaho State Board of Education or the state educational agency of the state in which the program was completed. The program must include successful completion of seven hundred (700) clock hours of supervised field experience, seventy-five percent (75%) of which must be in a K-12 school setting. This K-12 experience must be in each of the following levels: elementary, middle/junior high, and high school. Previous school counseling experience may be considered to help offset the field experience clock hour requirement. (4-11-15)

bii. An institutional recommendation is required for a Counselor K-12 Endorsement. (5-8-09)

02b. School Psychologist Endorsement. This endorsement is valid for five (5) years. In order to renew the endorsement, six (6) professional development credits are required every five (5) years. The renewal credit requirement may be waived if the applicant holds a current valid National Certification for School Psychologists (NCSP) offered through the National Association of School Psychologists (NASP). To be eligible for initial endorsement, a candidate must complete a minimum of sixty (60) graduate semester credit hours which must be accomplished through one (1) of the following options: (3-29-12)

ai. Completion of an approved thirty (30) semester credit hour, or forty-five (45) quarter credit hours, master's degree in education or psychology and completion of an approved thirty (30) semester credit hour, or forty-five (45) quarter credit hour, School Psychology Specialist Degree program, and completion of a minimum of twelve hundred (1,200) clock-hour internship within a school district under the supervision of the training institution and direct supervision of a certificated school psychologist. (4-7-11)

bii. Completion of an approved sixty (60) semester credit hour, or ninety (90) quarter credit hour, master's degree program in School Psychology, and completion of a minimum of twelve hundred (1,200) clock-hour internship within a school district under the supervision of the training institution and direct supervision of a certificated school psychologist. (4-7-11)

eiii. Completion of an approved sixty (60) semester credit hour, or ninety (90) quarter credit hour, School Psychology Specialist degree program which did not require a master's degree as a prerequisite, with laboratory experience in a classroom, which may include professional teaching experience, student teaching or special education practicum, and completion of a minimum twelve hundred (1,200) clock-hour internship within a school district under the supervision of the training institution and direct supervision of a certificated school psychologist. (5-8-09)

div. Earn a current and valid National Certification for School Psychologists (NCSP) issued by the National Association of School Psychologists (NASP). (3-29-12)

**PLANNING, POLICY AND GOVERNMENTAL AFFAIRS**  
**NOVEMBER 30, 2015**

---

**03c.** School Nurse Endorsement. This endorsement is valid for five (5) years. Six (6) credits are required every five (5) years in order to renew the endorsement. Initial endorsement may be accomplished through completion of either requirements in Subsections ~~027.03015.04.ac.i.~~ or ~~027.03.b015.04.c.ii~~ in addition to the requirement of Subsection ~~027.03.e015.04.c.iii.~~ (3-29-10)

~~ai.~~ The candidate must possess a valid nursing (RN) license issued by the Idaho State Board of Nursing, and a bachelor's degree in nursing, education, or a health-related field from an accredited institution. (5-8-09)

~~bii.~~ The candidate must possess a valid professional nursing (RN) license issued by the Idaho State Board of Nursing and have completed nine (9) semester credit hours from a university or college in at least three (3) of the following areas: (5-8-09)

~~i.(1)~~ Health program management; (5-8-09)

~~ii.(2)~~ Child and adolescent health issues; (5-8-09)

~~iii.(3)~~ Counseling, psychology, or social work; or (5-8-09)

~~iv.(4)~~ Methods of instruction. (5-8-09)

~~e.iii.~~ Additionally, each candidate must have two (2) years' full-time (or part-time equivalent) school nursing, community health nursing, or any area of pediatric, adolescent, or family nursing experience. (5-8-09)

**04.d.** Interim Endorsement - School Nurse. This certificate will be granted for those who do not meet the educational and/or experience requirements but who hold a valid professional nursing (RN) license in Idaho. An Interim Certificate - will be issued for three (3) years while the applicant is meeting the educational requirements, and it is not renewable. (3-29-10)

**05e.** Speech-Language Pathologist Endorsement. This endorsement is valid for five (5) years. Six (6) credits are required every five (5) years in order to renew the endorsement. Initial endorsement will be issued to candidates who possess a master's degree from an accredited college or university in a speech/language pathology program approved by the State Board of Education, and who receive an institutional recommendation from an accredited college or university. (3-16-04)

**06f.** Audiology Endorsement. This endorsement is valid for five (5) years. Six (6) credits are required every five (5) years in order to renew the endorsement. Initial endorsement will be issued to candidates who possess a master's degree from an accredited college or university in an audiology program approved by the State Board of Education, and who receive an institutional recommendation from an accredited college or university. (3-16-04)

**07g.** School Social Worker Endorsement. This endorsement is valid for five (5) years. Six (6) credit hours are required every five (5) years in order to renew the endorsement. Initial endorsement may be accomplished through possession of a social work certificate issued by the Idaho Bureau of Occupational Licenses, an institutional recommendation, and completion of one (1) of the following options: (3-16-04)

~~ai.~~ A master's degree in social work from a postsecondary institution accredited by an organization recognized in Idaho college or university approved by the State Board of Education, or a master's degree in social work from an out of state college or university. The program must be currently approved by the state educational agency of the state in which the program was completed. (3-16-04)

~~bii.~~ A master's degree in guidance and counseling, sociology, or psychology plus thirty (30) semester credit hours of graduate work in social work education, including course work in all the following areas: understanding the individual; casework method; field placement; social welfare programs and community resources; and research methods. (3-16-04)

**PLANNING, POLICY AND GOVERNMENTAL AFFAIRS**  
**NOVEMBER 30, 2015**

---

08h. **Interim Endorsement-Speech Language Pathologist.** This certificate will be granted for those who do not meet the educational requirements but who hold a bachelor's degree in speech language pathology and are pursuing a master's degree in order to obtain the pupil personnel services certificate endorsed in speech language pathology. An interim certificate will be issued for three (3) years while the applicant is meeting the educational requirements, and it is not renewable. (3-29-10)

**02656. Administrator Certificate.**

Every person who serves as a superintendent, a secondary school principal, or principal of an elementary school with eight (8) or more teachers (including the principal), or is assigned administrative duties over and above those commonly assigned to teachers, is required to hold an Administrator Certificate. The certificate may be endorsed for service as a school principal, a superintendent, or a director of special education and related services. Assistant superintendents are required to hold the Superintendent endorsement. Assistant principals or vice-principals are required to hold the Principal endorsement. Applicants for the Director of Special Education and Related Services endorsement will hold that endorsement on an Administrator Certificate. Proof of proficiency in evaluating teacher performance shall be required of all Administrator Certificate holders. Proof of proficiency in evaluating performance shall be demonstrated by passing a proficiency assessment approved by the State Department of Education as an initial certification requirement. Possession of an Administrator Certificate does not entitle the holder to serve as a teacher at a grade level for which the educator is not qualified or certificated. All administrator certificates require candidates to meet the following competencies of the Idaho Foundation Standards for School Administrators: School Climate, Collaborative Leadership, and Instructional Leadership. (3-12-14)

01a. **School Principal Endorsement (Pre-K-12).** To be eligible for an Administrator Certificate endorsed for School Principal Pre-K-12, a candidate must have satisfied the following requirements: (3-16-04)

ai. **Hold a master's degree from an accredited college or university. (3-16-04)**

bii. **Have four (4) years of full-time certificated experience working with students, Pre-K-12, while under contract in an accredited school setting. (3-30-07)**

ei. **Have completed an administrative internship in a state-approved program, or have one (1) year of experience as an administrator in grades Pre-K-12. (3-30-07)**

div. **Provide verification of completion of a state-approved program of at least thirty (30) semester credit hours, forty-five (45) quarter credit hours, of graduate study in school administration for the preparation of school principals at an accredited college or university. This program shall include the competencies of the Idaho Foundation Standards for School Administrators: School Climate, Collaborative Leadership, and Instructional Leadership. (3-12-14)**

ev. **An institutional recommendation is required for a School Principal Pre-K-12 Endorsement. (3-16-04)**

02b. **Superintendent Endorsement.** To be eligible for an Administrator Certificate with a Superintendent endorsement, a candidate must have satisfied the following requirements: (3-16-04)

ai. **Hold an education specialist or doctorate degree or complete a comparable post-master's sixth year program at an accredited college or university. (3-16-04)**

bii. **Have four (4) years of full-time certificated/licensed experience working with Pre-K-12 students while under contract in an accredited school setting. (3-30-07)**

ei. **Have completed an administrative internship in a state-approved program for the superintendent endorsement or have one (1) year of out-of-state experience as an assistant superintendent or superintendent in grades Pre-K-12. (3-30-07)**

**PLANNING, POLICY AND GOVERNMENTAL AFFAIRS**  
**NOVEMBER 30, 2015**

---

div. Provide verification of completion of an approved program of at least thirty (30) semester credit hours, or forty-five (45) quarter credit hours, of post-master's degree graduate study for the preparation of school superintendents at an accredited college or university. This program in school administration and interdisciplinary supporting areas shall include the competencies in Superintendent Leadership, in addition to the competencies in the Idaho Foundation Standards for School Administrators: School Climate, Collaborative Leadership, and Instructional Leadership. (3-12-14)

ev. An institutional recommendation is required for a School Superintendent Endorsement. (3-16-04)

03c. Director of Special Education and Related Services Endorsement (Pre-K-12). **To** be eligible for an Administrator Certificate endorsed for Director of Special Education and Related Services Pre-K-12, a candidate must have satisfied all of the following requirements: (3-16-04)

ai. Hold a master's degree from an accredited college or university. (3-16-04)

b.ii. Have four (4) years of full-time certificated/licensed experience working with students Pre-K-12, while under contract in a school setting. (3-16-04)

eiii. Obtain college or university verification of demonstrated the competencies of the Idaho Foundation Standards for School Administrators: School Climate, Collaborative Leadership, and Instructional Leadership. (3-12-14)

div. Obtain college or university verification of demonstrated competencies in the following areas, in addition to the competencies in the Idaho Foundation Standards for School Administrators: Concepts of Least Restrictive Environment; Post-School Outcomes and Services for Students with Disabilities Ages Three (3) to Twenty-one (21); Collaboration Skills for General Education Intervention; Instructional and Behavioral Strategies; Individual Education Programs (IEPs); Assistive and Adaptive Technology; Community-Based Instruction and Experiences; Data Analysis for Instructional Needs and Professional Training; Strategies to Increase Program Accessibility; Federal and State Laws and Regulations and School District Policies; Resource Advocacy; and Technology Skills for Referral Processes, and Record Keeping. (3-30-07)

ev. Have completed an administrative internship/practicum in the area of administration of special education and related services. (3-16-04)

fvi. An institutional recommendation is required for Director of Special Education and Related Services Pre-K-12 Endorsement. (3-16-04)

**034067. Certification Standards For Professional-Technical Educators.**

Teachers of professional-technical classes or programs in secondary or postsecondary schools must hold an endorsement in an appropriate occupational discipline. This endorsement may be held on a ~~Secondary~~ Teaching Certificate or on an Occupational Specialist Certificate. For postsecondary instructors and administrators, certification fees are set by the State Board for Professional-Technical Education, and application processes are managed by the Division of Professional-Technical Education. (3-16-04)

**035078. Degree Based Professional-Technical Certification**

01a. ~~Teacher Preparation Through Degreed Program.~~ Individuals graduating from an approved occupational teacher preparation degree program qualify to teach in the following five (5) disciplines: Agricultural Science ~~&~~ Technology; Business Technology Education; Family ~~&~~ Consumer Sciences; Marketing Technology Education; and Technology Education. Occupational teacher preparation course work must meet the Idaho Standards for the Initial Certification of Professional School Personnel. The occupational teacher education program must provide appropriate content to constitute a major in the identified field. Student teaching shall be in an approved program and include experiences in the major field. Applicants shall have accumulated four-thousand

**PLANNING, POLICY AND GOVERNMENTAL AFFAIRS**  
**NOVEMBER 30, 2015**

---

(4,000) clock hours of related work experience or shall have completed an approved practicum in their respective field of specialization. (3-16-04)

~~02b. Professional-Technical Administrator Certificate.~~The Professional-Technical Administrator certificate is required for an individual serving as an administrator, director, manager or coordinator of professional-technical education at the state, secondary or postsecondary level. Individuals must meet the following prerequisites to qualify for the Professional-Technical Administrator Certificate. Equivalence in each area will be determined on an individual basis by the State Division of Professional-Technical Education. (3-16-04)

~~ai.~~ Qualify for or hold an Occupational Specialist certificate or hold an occupational endorsement on the secondary teaching credential; (3-16-04)

~~bii.~~ Provide evidence of a minimum of three (3) years' teaching in an occupational discipline; (3-16-04)

~~eiii.~~ Hold a master's degree; and, (3-16-04)

~~div.~~ Completed at least fifteen (15) semester credits of administrative course work. Applicants must have completed: financial aspects of professional-technical education; administration of personnel; and legal aspects of professional-technical education. Additional course work can be selected from any of the following areas: administration and supervision of occupational programs; instructional supervision; administration internship; curriculum development; curriculum evaluation; research in curriculum; school community relations; communication; teaching the adult learner; coordination of work-based learning programs; and/or measurement and evaluation. (3-16-04)

~~ev.~~ To renew the Professional-Technical Administrator Certificate, individuals are required to complete six (6) semester hours of related course work or meet renewal requirements for professional-technical teachers. (3-16-04)

~~03c.~~ Work-Based Learning Coordinator Endorsement. Educators assigned to coordinate approved work-based experiences must hold the Work-Based Learning Coordinator endorsement. To be eligible, applicants must hold an occupational endorsement on the Standard Secondary Certificate or qualify for an Occupational Specialist Certificate, plus complete course work in coordination of work-based learning programs. (3-16-04)

~~04d.~~ Career Counselor Endorsement. The endorsement for a Career Counselor may be issued to applicants who hold a current Pupil Personnel Services Certificate endorsed Counselor K-12 and who have satisfied the following professional technical requirement: Career Pathways and Professional Technical Guidance; Principles/Foundations of Professional-Technical Education; and Theories of Occupational Choice. (3-16-04)

~~036089. Industry Based Professional-Technical Certification; Occupational Specialist Certificate.~~ The Occupational Specialist Certificate is an industry based professional-technical certifications. Persons who need to hold the Occupational Specialist Certificate include: secondary educators assigned to Health Occupations Professions Education and to Trades & Industry Education Technical Sciences; those in specialized occupational areas where specific degree-granting professional technical teacher education programs do not exist; and postsecondary professional-technical educators who teach courses to with niene (9) - to twelve (12) students per class. (3-16-04)

~~01a.~~ General Requirements. Applicants must: be eighteen (18) years of age; document full-time, successful, recent, gainful employment in the area for which certification is requested; possess either a high school diploma or General Educational Development (GED) certificate; meet provisions of Idaho Code; and, verify technical skills through work experience, certification or testing as listed below. When applicable, requirements of occupationally related state agencies must also be met. Since educational levels and work experiences vary, applicants may be determined highly qualified under any one (1) of the following three (3) options: (3-16-04)

**PLANNING, POLICY AND GOVERNMENTAL AFFAIRS**  
**NOVEMBER 30, 2015**

---

ai. Have sixteen-thousand (16,000) hours of full-time, successful, recent, gainful employment in the occupation for which certification is requested. Up to forty-eight (48) months credit can be counted toward the eight (8) years on a month-to-month basis for journeyman training and/or postsecondary training successfully completed as a full-time student in an approved/approvable, postsecondary, professional-technical education program. (3-16-04)

bii. Have a bachelor's degree in the specific occupation or related area, plus six-thousand (6,000) hours of full-time, successful, recent, gainful employment in the occupation. (3-16-04)

eiii. Meet one (1) of the following: (3-16-04)

i(1) Have at least journeyman level plus two (2) years of recent, full-time, gainful, related work experience. A person who has completed a formal apprenticeship program in the occupation or related area for which certification is requested. The apprenticeship must be under the direction of an employer and the Bureau of Apprenticeship and Training or an approved State Apprenticeship Agency; (3-16-04)

ii(2) Pass approved state or national certification/certification examination plus three (3) years of recent, full-time, gainful, related work experience (length and type of work experience in emergency services and health professions will be determined on an individual basis); or (3-16-04)

iii(3) Pass approved industry related certification for skill level requirements (vendor and industry specific) plus three (3) years of recent, full-time, gainful, related work experience (length and type of work experience in emergency services and health professions will be determined on an individual basis). If no competency test exists, a written recommendation from a representative occupational advisory council/committee and recorded in its minutes is required to verify occupational competence. (3-16-04)

02.b. Limited Occupational Specialist Certificate. This certificate is issued to individuals who are new to teaching trades and health occupations professions in public schools. The certificate is valid for three (3) years and is non-renewable. (3-16-04)

ai. Within the first eighteen (18) months, the holder must complete the pre-service workshop sponsored by the State Division of Professional-Technical Education and an approved course in professional technical methods and student assessment. (3-16-04)

b-ii. Complete a new-teacher induction workshop at the state or district level. (3-16-04)

eiii. File a Professional Development Plan with the State Division of Professional-Technical Education. (3-16-04)

div. Within the three (3) year period of the Limited Occupational Specialist Certificate, the instructor must satisfactorily complete course work which includes competencies in four (4) of the following: Principles/Foundations of Occupational Education; Career Pathways and Guidance; Analysis, Integration, and Curriculum Development; Measurement and Evaluation; and Methods of Teaching Occupational Education. (3-16-04)

03.c. Standard Occupational Specialist Certificate. This certificate is issued to individuals who have completed course work equivalent to that required of the Limited Occupational Specialist Certificate. The certificate must be renewed every five (5) years, which shall include completion of six (6) semester credit hours of approved course work or verification of two hundred-forty (240) hours of approved related work experience or ninety (90) hours of attendance at approved technical conferences, institutes, or workshops or any equivalent combination thereof, and file of a Professional Development Plan for the next certification period. (3-16-04)

04d. Advanced Occupational Specialist Certificate. This certificate is issued to individuals who meet all the requirements outlined below: (3-16-04)



**PLANNING, POLICY AND GOVERNMENTAL AFFAIRS**  
**NOVEMBER 30, 2015**

---

ai. Meet the requirements for the Standard Occupational Specialist Certificate; (3-16-04)

bii. Provide evidence of completion of a teacher training degree program or eighteen (18) semester credits of approved course work in addition to the twelve (12) semester credits required for the Standard Occupational Specialist Certificate (a total of thirty (30) semester credits); and (3-16-04)

eiii. File a new Professional Development Plan for the next certification period. (3-16-04)

div. This certificate must be renewed every five (5) years, which shall include completion of six (6) semester credit hours of approved course work or submit verification of two hundred-forty (240) hours of approved related work experience or ninety (90) hours of attendance at approved technical conferences, institutes and workshops or any equivalent combination thereof, and file a new Professional Development Plan for the next certification period. (3-16-04)

**0320910. POSTSECONDARY SPECIALIST.**

A Postsecondary Specialist certificate will be granted to a current faculty member whose primary employment is with any accredited Idaho postsecondary institution. To be eligible to teach in the public schools under this postsecondary specialist certificate, the candidate must supply a recommendation from the employing institution (faculty's college dean). The primary use of this state-issued certificate will be for distance education, virtual classroom programs, and for public and postsecondary partnerships. (3-26-08)

01a. Renewal. This certificate is good for five (5) years and is renewable. To renew the certificate, the renewal application must be accompanied with a new written recommendation from the postsecondary institution (faculty's college dean level or higher). (3-26-08)

02b. Fees. The fee is the same as currently in effect for an initial or renewal certificate as established in Section 066 of these rules. (3-26-08)

03c. Qualifications. The candidate must: (3-26-08)

ai. Hold a master's degree or higher in the content area being taught; (3-26-08)

bii. Be currently employed by the post secondary institution in the content area to be taught; and (3-26-08)

eiii. Complete and pass a criminal history check as required according to Section 33-130, Idaho Code. (3-26-08)

**0251011. American Indian Language (Section 33-1280, Idaho Code).**

Each Indian tribe shall provide to the State Department of Education the names of those highly and uniquely qualified individuals who have been designated to teach the tribe's native language in accordance with Section 33-1280, Idaho Code. Individuals identified by the tribe(s) may apply for an Idaho American Indian Certificate as American Indian languages teachers. (4-9-09)

01a. Process the Application. The Office of Indian Education at the State Department of Education will process an application that has met the requirements of the Tribe(s) for an American Indian languages teacher. (4-9-09)

02b. Approval Has Been Received. Once an application with Tribal approval has been received, it will be reviewed and, if approved, it will be forwarded to the Office of Certification for a criminal history background check as required in Section 33-130, Idaho Code. The application must include a ten finger fingerprint card or scan and a forty dollar (\$40) fee for undergoing a criminal history check pursuant to Section 33-130, Idaho Code. (4-9-09)

03c. Office of Certification. The Office of Certification will review the application and verify the

**PLANNING, POLICY AND GOVERNMENTAL AFFAIRS**  
**NOVEMBER 30, 2015**

---

applicant is eligible for an Idaho American Indian Certificate. The State Department of Education shall authorize an eligible applicant as an American Indian languages teacher. An Idaho American Indian Certificate is valid for not more than five (5) years. Individuals may apply for a renewal certificate. (4-9-09)

**031112. Junior Reserved Officer Training Corps (Junior ROTC) Instructors.**

**01a.** List of Names. Each school district with a Junior ROTC program shall provide the State Department of Education with a list of the names of those individuals who have completed an official armed forces training program to qualify as Junior ROTC instructors in high schools. (4-11-06)

**02b.** Notarized Copy. Each school district with a Junior ROTC program shall provide the State Department of Education with a notarized copy of their certificate(s) of completion. (4-11-06)

**03c.** Authorization Letter. Upon receiving the items identified in Subsections 031-01a and 031-02b, the State Department of Education shall issue a letter authorizing these individuals as Junior ROTC instructors. (4-11-06)

**1213. Additional Renewal Requirements.** In addition to specific certificate or endorsement renewal requirements, applicants must meet the following renewal requirements as applicable:

**01a. Renewal Requirement – Mathematics In-Service Program.** In order to recertify, the state approved mathematics instruction course titled “Mathematical Thinking for Instruction”, or another State Department of Education approved alternative course, shall be required. The “Mathematical Thinking for Instruction” course consists of three (3) credits (or forty-five (45) contact hours of in-service training). Teachers and administrators shall take one (1) of the three (3) courses developed that each teacher deems to be most closely aligned with their current assignment prior to September 1, 2014. Any teacher or administrator successfully completing said course shall be deemed to have met the requirement of Subsection 060.03.c. of this rule, regardless of whether such course is part of any official transcript. Successful completion of a state approved mathematics instruction course shall be a one-time requirement for renewal of certification for those currently employed in an Idaho school district and shall be included within current requirements for continuing education for renewal. The following individuals listed in Subsection 016.01.a through 016.01.e shall must successfully complete the “Mathematical Thinking for Instruction” course in order to recertify: (3-20-14)

**ai.** Each teacher holding an Early Childhood/Early Childhood Special Education Blended Certificate (Birth - Grade 3) who is employed in by an elementary classroom (multi subject classroom, K-8) school district or charter school; (3-29-10)

**bii.** Each teacher holding a Standard Elementary Certificate (K-8) who is employed in by an elementary classroom (multi subject classroom K-8) school district or charter school; (3-20-14)

**eiii.** Each teacher holding a Standard Secondary Certificate (6-12) teaching in a math content classroom (grade six (6) through grade twelve (12)) including Title I who is employed in by an elementary classroom (multi subject classroom K-8) school district or charter school; (3-20-14)

**div.** Each teacher holding a Standard Exceptional Child Certificate (K-12) who is employed in by an elementary classroom (multi subject classroom K-8) school district or charter school; and (3-20-14)

**ev.** Each school administrator holding an Administrator Certificate (Pre K-12) who is employed in by an elementary classroom (multi subject classroom K-8) ; including all school district and/or charter administrators school; (3-20-14)

**03b.** Waiver of Mathematics In-Service Program. When applying for certificate renewal, an automatic waiver of the mathematics in-service program requirement shall be granted for any certificated individual living

**PLANNING, POLICY AND GOVERNMENTAL AFFAIRS**  
**NOVEMBER 30, 2015**

---

outside of the state of Idaho who is not currently employed as an educator in the state of Idaho. This waiver applies only as long as the individual remains outside the state of Idaho or as long as the individual is not employed as an educator in the state of Idaho. Upon returning to Idaho or employment in an Idaho public school, the educator will need to complete this requirement prior to the next renewal period. (3-20-14)

**04c. Renewal Requirement — Idaho Comprehensive Literacy Course.** In order to recertify, a state approved Idaho Comprehensive Literacy Course shall be required. Successful completion of a state approved Idaho Comprehensive Literacy course shall be a one-time requirement for renewal of certification for those currently employed in an Idaho school district and shall be included within current requirements for continuing education for renewal. The following individuals listed in Subsection 016.04.a. through 016.04.e. shall must successfully complete an Idaho Comprehensive Literacy course in order to recertify: (4-4-13)

ai. Each teacher holding an Early Childhood/Early Childhood Special Education Blended Certificate (Birth - Grade 3) who is employed in by an elementary classroom (multi-subject classroom, K-8) school district or charter school; (4-4-13)

bii. Each teacher holding a Standard Elementary Certificate (K-8) who is employed in by an elementary classroom (K-8) school district or charter; and (3-20-14)

eiii. Each teacher holding a Standard Exceptional Child Certificate (K-12) who is employed in by a K-12 classroom school district or charter school. (3-20-14)

d. Administrator certificate renewal. In order to recertify, holders of an administrator certificate must complete a course consisting of a minimum of three (3) semester credits in the Idaho framework for teachers' evaluation pursuant to section 33-1204, Idaho code. Credits must be earned through an approved teacher preparation program and include a laboratory component.

**0165. IDAHO INTERIM CERTIFICATE.**

**01. Issuance of Interim Certificate.** The State Department of Education is authorized to issue a three-year (3) interim certificate to those applicants who hold a valid certificate/license from another state or other entity that participates in the National Association of State Directors of Teacher Education and Certification (NASDTEC) Interstate Agreement or engaged in an alternate route to authorization as prescribed herein. An interim certificate is nonrenewable except under extenuating circumstances approved by the State Department of Education. (4-2-08)

**05. Interim Certificate Not Renewable.** Interim certification is only available on a one (1) time basis per individual. It will be the responsibility of the individual to meet the requirements of the applicable alternate authorization route and to obtain a full Idaho Educator Credential during the three (3) year interim certification term.

**a.02. Idaho Comprehensive Literacy Course.** For all Idaho teachers working on interim certificates, alternate routes or coming from out of the state, completion of a state approved reading instruction Idaho Comprehensive Literacy course shall be a one-time requirement for full certification. (4-7-11)

a. Those individuals who qualify for an Idaho certificate through state reciprocity shall be granted a three-year, non-renewable, interim certificate to allow time to meet the Idaho Comprehensive Literacy Course requirement. (3-20-14)

**03. Mathematical Thinking for Instruction.** Out-of-state applicants shall take the state approved mathematics instruction course titled "Mathematical Thinking for Instruction" as a certification requirement. The "Mathematical Thinking for Instruction" course consists of three (3) credits (or forty-five (45) contact hours of in-service training). Those individuals who qualify for an Idaho certificate through state reciprocity shall be granted a three-year, non-renewable, interim certificate to allow time to meet the Idaho Mathematics In-service program requirement. (4-4-13)

**PLANNING, POLICY AND GOVERNMENTAL AFFAIRS**  
**NOVEMBER 30, 2015**

---

**0204. Technology.** Out-of-state applicants will be reviewed by the hiring district for technology deficiencies and may be required to take technology courses to improve their technology skills. (4-7-11)

**0205. Reinstatement of Expired Certificate.** An individual holding an expired Idaho certificate may be issued a nonrenewable three-year interim certificate. During the validity period of the interim certificate, the applicant must meet all current requirements listed for the specific certificate and endorsement(s) including the appropriate content, pedagogy, and performance assessments. (3-29-12)

**0306. Foreign Institutions.** An educator having graduated from a foreign institution that is listed in the Accredited Degree-Granting Institutions section of the "Accredited Institutions of Postsecondary Education" and having a valid/current teaching certificate/license from the country or province in which the foreign institution is located, may be issued a non-renewable, three-year interim certificate. The applicant must also complete the requirements listed in Section 013 of these rules. (4-2-08)

**09017. INTERSTATE CERTIFICATION COMPACT.**

Idaho participates in the Interstate Agreement of Qualification of Education Personnel. This agreement applies equally to teachers entering Idaho from another compact-member state and to teachers entering another compact-member state from Idaho. The compact applies to classroom teachers only. Trades and industries teachers are not covered by the agreement. (Section 33-4104, Idaho Code) (4-1-97)

**017018. CONTENT, PEDAGOGY AND PERFORMANCE ASSESSMENT FOR CERTIFICATION.**

**01. Assessments.** State Board of Education approved content, pedagogy and performance area assessments shall be used in the state of Idaho to ensure qualified teachers are employed in Idaho's classrooms. The Professional Standards Commission shall recommend assessments and qualifying scores to the State Board of Education for approval. (4-2-08)

**02. Out-of-State Waivers.** An out-of-state applicant for Idaho certification holding a current certificate may request a waiver from the above requirement. The applicant shall provide evidence of passing a state approved content, pedagogy and performance area assessment(s) or hold current National Board for Professional Standards Teaching Certificate. (4-2-08)

**03. Idaho Comprehensive Literacy Assessment.** All applicants for initial Idaho certification (Kindergarten through grade twelve (12)) from an Idaho approved teacher education program must demonstrate competency in comprehensive literacy. Areas to be included as parts of the assessment are: phonological awareness, phonics, fluency, vocabulary, comprehension, writing, and assessments and intervention strategies. Each Idaho public higher education institution shall be responsible for the assessment of teacher candidates in its teacher preparation program. The assessment must measure teaching skills and knowledge congruent with current research on best literacy practices for elementary students or secondary students (adolescent literacy) dependent upon level of certification and English Language Learners. In addition the assessment must measure understanding and the ability to apply strategies and beliefs about language, literacy instruction, and assessments based on current research and best practices congruent with International Reading Association/National Council of Teachers of English standards, National English Language Learner's Association professional teaching standards, National Council for Accreditation of Teacher Education standards, and state accreditation standards. (4-7-11)

**04. Technology Assessment.** All applicants for initial Idaho certification (Kindergarten through grade twelve (12)) from an Idaho approved teacher education program must demonstrate proficiency in relevant technology skills and practices to enhance classroom management and instruction. Each Idaho public higher education institution shall be responsible for the assessment of teacher candidates in its teacher preparation program. The assessment must measure understanding and the ability to apply strategies and beliefs about the integration of technology based on current research and best practices congruent with the International Society for Technology in Education professional teaching standards, the National Council for Accreditation of Teacher Education standards, and state accreditation

**PLANNING, POLICY AND GOVERNMENTAL AFFAIRS**  
**NOVEMBER 30, 2015**

---

standards. (4-7-11)

**019-020 (Reserved)**

**021. ENDORSEMENTS.**

Holders of a Secondary Certificate or a Standard Elementary Certificate, Exceptional Child Certificate, Standard Occupational Specialist Certificate, and Advanced Occupational Specialist Certificate may be granted endorsements in subject areas as provided herein. Idaho preparation programs shall prepare candidates for endorsements in accordance with the Idaho Standards for Initial Certification of Professional School Personnel. An official statement of competency in a teaching area or field is acceptable in lieu of courses for a teaching major or minor if such statements originate in the department or division of the accredited college or university in which the competency is established and are approved by the director of teacher education of the recommending college or university. To add an endorsement to an existing credential, an individual shall complete the credit hour requirements as provided herein and shall also meet or exceed the state qualifying score on appropriate, state approved content, pedagogy and performance assessments. When converting semester credit hours to quarter credit hours, two (2) semester credit hours is equal to three (3) quarter credit hours. (4-4-13)

**01. Clinical Experience Requirement.** All endorsements require supervised teaching experience in the relevant content area, or a State Department of Education approved alternative clinical experience. (3-12-14)

~~02. Alternate Authorization Preparation Program.~~ Candidates shall meet all requirements for the endorsement/certificate as provided herein. (3-20-04)

~~ba. Option II - National Board (endorsement only).~~ By earning National Board Certification in content specific areas teachers may gain endorsement in a corresponding subject area. (5-8-09)

~~eb. Option III - Master's degree or higher (endorsement only).~~ By earning a graduate degree in a content specific area, candidates may add an endorsement in that same content area to a valid certificate. (5-8-09)

~~dc. Option IV/III - Testing and/or Assessment (endorsement only).~~ Two (2) pathways are available to some teachers, depending upon endorsement(s) already held. (5-8-09)

~~i. Pathway 1 - Endorsements may be added through state-approved testing and a mentoring component. The appropriate test must be successfully completed within the first year of authorization in an area closely compatible with an endorsement for which the candidate already qualifies and is experienced. Additionally requires the successful completion of a one (1)-year state-approved mentoring component. (5-8-09)~~

~~ii. Pathway 2 - Endorsements may be added through state-approved testing in an area less closely compatible with an endorsement for which the candidate already qualifies and is experienced. The appropriate test must be successfully completed within the first year of the authorization. Additionally requires the successful completion of a one (1)-year state-approved mentoring component and passing a final pedagogy assessment. (5-8-09)~~

**022. ENDORSEMENTS A - D.**

**01. Agriculture Science and Technology (6-12).** (3-16-04)

**a.** Forty-five (45) semester credit hours including course work in each of the following areas: agriculture education; agriculture mechanics; agriculture business management; soil science; animal science; and plant science. (3-16-04)

**b.** Occupational teacher preparation coursework that relates to the appropriate area(s) as provided in Sections 034 through 038. (4-4-13)

**02. American Government /Political Science (6-12).** Twenty (20) semester credit hours to include: a

**PLANNING, POLICY AND GOVERNMENTAL AFFAIRS**  
**NOVEMBER 30, 2015**

---

minimum of six (6) semester credit hours in American Government, six (6) semester credit hours in U.S. History Survey, and a minimum of three (3) semester credit hours in Comparative Government. Remaining course work must be selected from Political Science. Course work may include three (3) semester credit hours in World History Survey. (4-11-06)

**03. Art (K-12 or 6-12).** Twenty (20) semester credit hours leading toward competency as defined by Idaho Standards for Visual Arts Teachers in the area of Art to include a minimum of nine (9) semester credit hours in: Foundation Art and Design. Additional course work must include at least two (2) Studio Areas and Secondary Arts Methods. To obtain an Art (K-12) endorsement, applicants holding a Secondary Certificate must complete an elementary methods course. (4-7-11)

**04. Bilingual Education (K-12).** Twenty (20) semester credit hours leading toward competency as defined by Idaho Standards for Bilingual Education Teachers to include all of the following: at least nine (9) upper division semester credit hours in one (1) Modern Language other than English, including writing and literature, and advanced proficiency according to the American Council on the Teaching of Foreign Languages (ACTFL) guidelines; cultural diversity; ENL/Bilingual Methods; second language acquisition theory and practice; Foundations of ENL/Bilingual Education, Federal and State Law, Testing/identification of Limited English Proficient Students; at least two (2) semester credit hours in Bilingual Practicum; and three (3) semester credit hours in a Bilingual Education related elective (ex: linguistics, critical pedagogy, parent involvement). (4-4-13)

**05. Biological Science (6-12).** Twenty (20) semester credit hours to include at least six (6) semester credit hours of course work in each of the following areas: Botany and Zoology. (3-16-04)

**06. Business Technology Education (6-12).** (3-16-04)

**a.** Twenty (20) semester credit hours to include course work in each of the following areas: accounting; computer and technical applications in business; economics; methods of teaching business education; Professional-Technical Student Organization (PTSO) leadership; business communication/writing; and office procedures. Additional competencies may be satisfied through the following: entrepreneurship; finance; marketing; business law; and/or career guidance. (4-4-13)

**b.** Occupational teacher preparation that relates to the appropriate area(s) as provided in Sections 034 through 038. (4-4-13)

**07. Chemistry (6-12).** Twenty (20) semester credit hours in the area of Chemistry. (3-16-04)

**08. Communication (6-12).** Follow one (1) of the following options: (3-16-04)

**a.** Option I: Twenty (20) semester credit hours to include Methods of Teaching Speech/Communications plus course work in at least four (4) of the following areas: Interpersonal Communication/Human Relations; Argumentation/Personal Persuasion; Group Communications; Nonverbal Communication; Public Speaking; and Drama/Theater Arts. (3-16-04)

**b.** Option II: Possess an English endorsement plus at least twelve (12) semester credit hours distributed among the following: Interpersonal Communication/Human Relations, Public Speaking, and Methods of Teaching Speech/Communication. (3-16-04)

09. Computer Science (6-12). Twenty (20) semester credit hours of course work in Computer Science, including course work in the following areas: data representation and abstraction; design, development, and testing algorithms; software development process; digital devices systems network; and the role of computer science and its impact on the modern world. ( )

0210. Consulting Teacher/Teacher Leader Endorsement.  
Consulting teachers provide technical assistance to teachers and other staff in the school district with regard to the

**PLANNING, POLICY AND GOVERNMENTAL AFFAIRS**  
**NOVEMBER 30, 2015**

---

selection and implementation of appropriate teaching materials, instructional strategies, and procedures to improve the educational outcomes for students. Candidates who hold this endorsement are teacher leaders who will facilitate the design and implementation of sustained, intensive, and job-embedded professional learning based on identified student and teacher needs. This endorsement is valid for five (5) years and is renewable based upon successful completion and verification of an additional four (4) semester credits beyond those required for standard certification renewal. The additional credits shall be taken for university or college credit consistent with the Individual Professional Learning Plan (IPLP). (4-4-13)

~~01.a.~~ Special Education Consulting Teacher - Eligibility for Endorsement. To be eligible for a Special Education Consulting Teacher endorsement on the Standard Exceptional Child Certificate, the Early Childhood/Early Childhood Special Education Blended Certificate (Birth-Grade 3), the Standard Elementary Certificate or the Standard Secondary Teaching Certificate, a candidate must have satisfied the following requirements: (3-29-10)

ai. Education Requirements. Qualify for or hold a Standard Exceptional Child Certificate and qualify for or hold a Standard Elementary Certificate, Standard Secondary Certificate, or Early Childhood/Early Childhood Special Education Blended Certificate (Birth-Grade 3), and hold a master's degree or an approved fifth year program as defined by the Idaho State Board of Education, and have demonstrated content competencies in the following areas: (4-4-13)

i(1). Assessment of learning behaviors; (4-4-13)

ii(2). Individualization of instructional programs based on educational diagnosis; (4-4-13)

iii(3). Behavioral and/or classroom management techniques; (4-4-13)

iv(4). Program implementation and supervision; (4-4-13)

v(5). Knowledge in use of current methods, materials and resources available and management and operation of media centers; (4-4-13)

vi(6). Ability in identifying and utilizing community or agency resources and support services; and (4-4-13)

vii(7). Counseling skills and guidance of professional staff. (4-4-13)

bii. Experience. Completion of a minimum of three (3) years' teaching experience, at least two (2) years of which must be in a special education classroom setting. (3-16-04)

eiii. Provides verification of completion of a state-approved program of at least twenty (20) semester credit hours of study at an accredited college or university or a state-approved equivalent. Program shall include: (4-4-13)

i(1) Ninety (90) contact hours to include a combination of face-to-face and field-based professional development activities; and (4-4-13)

ii(2) The development and presentation of a culminating portfolio that provides evidence that knowledge gained and skills acquired are aligned with Idaho Teacher Leader Standards as follows: (4-4-13)[HP21]

(i) Understanding Adults As Learners to Support Professional Learning Communities; (4-4-13)

(2) Accessing and Using Research to Improve Practice and Student Achievement; (4-4-13)

(3) Promoting Professional Learning for Continuous Improvement; (4-4-13)

**PLANNING, POLICY AND GOVERNMENTAL AFFAIRS**  
**NOVEMBER 30, 2015**

---

- (4) Facilitating Improvements in Instruction and Student Learning; (4 4 13)
  - (5) Using Assessments and Data for School and District Improvement; (4 4 13)
  - (6) Improving Outreach and Collaboration with Families and Community; and (4 4 13)
  - (7) Advocating for Student Learning and the Profession. (4-4-13)
- iv. Not less than one (1) semester of successful experience as a special education teacher working with classroom teachers in elementary or secondary schools. (4-4-13)
- 02b. Mathematics Consulting Teacher - Eligibility for Endorsement. To be eligible for a Mathematics Consulting Teacher endorsement on the Standard Elementary Certificate, Standard Secondary Certificate, Standard Exceptional Child Certificate, or Early Childhood/Early Childhood Special Education Blended Certificate (Birth-Grade 3), a candidate must have satisfied the following requirements: (3-29-10)
- ai. Education Requirements. Qualify for or hold a Standard Elementary Certificate, Standard Secondary Certificate, Standard Exceptional Child Certificate, or Early Childhood/Early Childhood Special Education Blended Certificate (Birth-Grade 3) and have demonstrated content competencies. Coursework and content domains required include the full series of Mathematics Thinking for Instruction (MTI), Number and Operation, Geometry, Algebraic Reasoning, Measurement and Data Analysis, and Statistics and Probability which are centered on the following emphases: (4-4-13)
    - i.(1) Structural Components of Mathematics; (4-4-13)
    - ii.(2) Modeling, Justification, Proof and Generalization; (4-4-13)
    - iii.(3) Mathematical Knowledge for Teaching (Ball, Thames, & Phelps, 2008). (4-4-13)
  - bii. Experience. Completion of a minimum of three (3) years' teaching experience. (3-29-10)
  - ei. Provides verification of completion of a state-approved program of at least twenty (20) semester credit hours of study at an accredited college or university or a state-approved equivalent. Program shall include: (4-4-13)
    - i.(1) Ninety (90) contact hours to include a combination of face-to-face and field-based professional development activities; and (4-4-13)
    - ii.(2) The development and presentation of a culminating portfolio that provides evidence that knowledge gained and skills acquired are aligned with Idaho Teacher Leader Standards as follows: (4 4 13)
      - (1) Understanding Adults As Learners to Support Professional Learning Communities; (4 4 13)
      - (2) Accessing and Using Research to Improve Practice and Student Achievement; (4 4 13)
      - (3) Promoting Professional Learning for Continuous Improvement; (4 4 13)
      - (4) Facilitating Improvements in Instruction and Student Learning; (4 4 13)
      - (5) Using Assessments and Data for School and District Improvement; (4 4 13)
      - (6) Improving Outreach and Collaboration with Families and Community; and (4 4 13)
      - (7) Advocating for Student Learning and the Profession. (4-4-13)



**PLANNING, POLICY AND GOVERNMENTAL AFFAIRS**  
**NOVEMBER 30, 2015**

---

div. Not less than one (1) semester of successful experience as a mathematics teacher working with classroom teachers in elementary or secondary schools. (4-4-13)

**1011. Drama (6-12).** Twenty (20) semester credit hours leading toward competency as defined by Idaho Standards for Drama Teachers, including a minimum of sixteen (16) semester credit hours in Drama or Theater Arts, including course work in each of the following: Acting, Directing, and Technical Stage Production, and four (4) semester credit hours in Communications. To obtain a Drama (6-12) endorsement, applicants must complete a comprehensive methods course including the pedagogy of acting, directing and technical theatre. (4-7-11)

**023. ENDORSEMENTS E - L.**

**01. Earth Science (6-12).** Twenty (20) semester credit hours including course work in each of the following: Earth Science, Astronomy, and Geology. (4-11-06)

**02. Economics (6-12).** Twenty (20) semester credit hours to include a minimum of three (3) semester credit hours of micro-economics, a minimum of three (3) semester credit hours of macro-economics, and a minimum of six (6) semester credit hours of Personal Finance/Consumer Economics/Economics Methods. Remaining course work may be selected from economics and finance course work in one (1) or more of the following areas: Agriculture Science and Technology, Business Education, Economics, Family and Consumer Science, or Marketing Education. (4-11-06)

**03. Engineering (6-12).** Twenty (20) semester credit hours of engineering course work. ( )

**034. English (6-12).** Twenty (20) semester credit hours, including three (3) semester credit hours in Linguistics/Grammar, three (3) semester credit hours in American Literature, three (3) semester credit hours in English Literature, six (6) semester credit hours in Advanced Composition, excluding the introductory sequence designed to meet general education requirements. Remaining credits must be completed in the English Department, and must include some course work in Writing Methods for Teachers of Secondary Students. (3-16-04)

**045. English as a New Language (ENL) (K-12).** Twenty (20) semester credit hours leading toward competency as defined by Idaho Standards for ENL Teachers to include all of the following: at least four (4) semester credit hours in a modern language other than English; Cultural Diversity; ENL Methods; Linguistics; second language acquisition theory and practice; Foundations of ENL/Bilingual Education, Federal and State Law, Testing/Identification of Limited English Proficient Students; and at least one (1) semester credit in ENL Practicum or Field Experience. (4-4-13)

**056. Family and Consumer Sciences (6-12).** (4-4-13)

**a.** Thirty (30) semester credit hours to include coursework in each of the following areas: Child/Human Development; Human/Family Relations; Directed Laboratory Experience in Childcare; Apparel and Textiles, Cultural Dress, Fashion Merchandising, or Design; Nutrition; Food Preparation, Food Production, or Culinary Arts; Housing, Interior Design, Home Management, or Equipment; Consumer Economics or Family Resource Management; Introduction to Family Consumer Sciences; Professional-Technical Student Organization (PTSO) leadership; and Integration of Family Consumer Sciences or Family Consumer Science Methods. (4-4-13)

**b.** Occupational teacher preparation that relates to the appropriate area(s) as provided in Sections 034 through 038. (4-4-13)

**067. Geography (6-12).** Twenty (20) semester credit hours including course work in Cultural Geography and Physical Geography, and a maximum of six (6) semester credit hours in World History Survey. Remaining semester credit hours must be selected from Geography. (4-11-06)

**078. Geology (6-12).** Twenty (20) semester credit hours in the area of Geology. (3-16-04)

**PLANNING, POLICY AND GOVERNMENTAL AFFAIRS**  
**NOVEMBER 30, 2015**

---

**089. Gifted and Talented (K-12).** Twenty (20) semester credit hours leading toward competency as defined by Idaho Standards for Gifted and Talented Education Teachers, to include semester credit hours in each of the following areas: Foundations of Gifted and Talented Education; Creative/Critical Thinking Skills for Gifted and Talented Students; Social and Emotional Needs of Gifted and Talented Students; Curriculum, Instruction, and Assessment for Gifted and Talented Students; Differentiated Instruction and Programing for Gifted and Talented Students; and Practicum and Program Design for Gifted and Talented Education. Remaining course work must be in the area of gifted education. (3-12-14)

**0910. Health (6-12 or K-12).** Twenty (20) semester credit hours to include course work in Organization/Administration/Planning of a School Health Program; Health and Wellness; Secondary Methods of Teaching Health; Mental/Emotional Health; Nutrition; Human Sexuality; Substance Use and Abuse. Remaining semester credits must be in health-related course work. To obtain a Health K-12 endorsement, applicants must complete an elementary Health methods course. (4-4-13)

**1011. History (6-12).** Twenty (20) semester credit hours to include a minimum of six (6) semester credit hours of U.S. History Survey and a minimum of six (6) semester credit hours of World History Survey. Remaining course work must be in History. Course work may include three (3) semester credit hours in American Government. (4-11-06)

**1112. Humanities (6-12).** An endorsement in English, History, Music, Visual Art, Drama, or Foreign Language and twenty (20) semester credit hours in one of the following areas or ten (10) semester credit hours in each of two (2) of the following areas: Literature, Music, Foreign Language, Humanities Survey, History, Visual Art, Philosophy, Drama, Comparative World Religion, Architecture, and Dance. (4-11-06)

**1213. Journalism (6-12).** Follow one (1) of the following options: (3-16-04)

**a.** Option I: Twenty (20) semester credit hours to include a minimum of sixteen (16) semester credit hours in Journalism and four (4) semester credit hours in English. (3-16-04)

**b.** Option II: Possess an English endorsement with a minimum of six (6) semester credit hours in Journalism. (3-16-04)

**1314. Literacy (K-12).** Twenty-one (21) semester credit hours leading toward competency as defined by Idaho Standards for Literacy Teachers to include the following areas: Foundations of Literacy (including reading, writing, and New Literacies); Development and Diversity of Literacy Learners; Literacy in the Content Area; Literature for Youth; Language Development; Corrective/Diagnostic/Remedial Reading; and Writing Instruction. To obtain a Literacy endorsement, applicants must complete the Idaho Comprehensive Literacy Course or the Idaho Comprehensive Literacy Assessment. (3-12-14)

**024. ENDORSEMENTS M - Z.**

**01. Marketing Technology Education (6-12).** (3-16-04)

**a.** Twenty (20) semester credit hours to include course work in each of the following areas: Marketing; Management; Economics; Coordination of Cooperative Programs; Merchandising/Retailing; Methods of Teaching Marketing Education; and Professional-Technical Student Organization (PTSO) Leadership, with remaining credit hours in Entrepreneurship; Hospitality and Tourism; Finance; or Accounting. (4-4-13)

**b.** Occupational teacher preparation that relates to the appropriate area(s) as provided in Sections 034 through 038. (4-4-13)

**02. Mathematics - Basic (6-12).** Twenty (20) semester credit hours in Mathematics including course work in Algebra, Geometry, and Trigonometry. Six (6) semester credit hours of computer programming may be

**PLANNING, POLICY AND GOVERNMENTAL AFFAIRS**  
**NOVEMBER 30, 2015**

---

substituted for six (6) semester credits in Mathematics. (3-16-04)

**03. Mathematics (6-12).** Twenty (20) semester credit hours including course work in each of the following areas: Geometry, Linear Algebra, Discrete Mathematics, Probability and Statistics, and a minimum of three (3) semester credit hours of Calculus. Statistics course work may be taken from a department other than the mathematics department. (4-11-06)

**04. Music (6-12 or K-12).** Twenty (20) semester credit hours leading toward competency as defined by Idaho Standards for Music Teachers to include course work in the following: Theory and Harmony; Aural Skills, Music History; Conducting; Applied Music; and Piano Proficiency (Class Piano or Applied Piano), and Secondary Music Methods/Materials. To obtain a Music K-12 endorsement, applicants must complete an elementary music methods course. (4-7-11)

**05. Natural Science (6-12).** Follow one (1) of the following options: (4-7-11)

**a.** Option I: Must hold an existing endorsement in one of the following areas: Biological Science, Chemistry, Earth Science, Geology, or Physics; and complete a total of twenty-four (24) semester credit hours as follows: (4-7-11)

i. Existing Biological Science Endorsement. Minimum of eight (8) semester credit hours in each of the following areas: Physics, Chemistry, and Earth Science or Geology. (4-7-11)

ii. Existing Physics Endorsement. Minimum of eight (8) semester credit hours in each of the following areas: Biology, Chemistry, and Earth Science or Geology. (4-7-11)

iii. Existing Chemistry Endorsement. Minimum of eight (8) semester credit hours in each of the following areas: Biology, Physics, and Earth Science or Geology. (4-7-11)

iv. Existing Earth Science or Geology Endorsement. Minimum of eight (8) semester credit hours in each of the following areas: Biology, Physics, and Chemistry. (4-7-11)

**b.** Option II: Must hold an existing endorsement in Agriculture Science and Technology; and complete twenty (20) semester credit hours with at least four (4) semester credit hours in each of the following areas: Biology, Chemistry, Earth Science or Geology, and Physics. (4-7-11)

**03306. ONLINE TEACHER ENDORSEMENT (PRE-K-12).**

**01. Online Teacher Endorsement. To be eligible for an Online-Teacher Endorsement (Pre-K-12), a candidate must have satisfied the following requirements: (4-7-11)**

**a. Meets the states' professional teaching and/or licensure standards and is qualified to teach in his/her field of study. (4-7-11)**

**b. Provides evidence of online experience or course time both as a student and as a learner, and demonstrates online learning and teaching proficiency. (4-7-11)**

**c. Has completed (completes) an eight (8) week online teaching internship in a Pre-K-12 program, or has have one (1) year of verifiable and successful experience as a teacher delivering curriculum online in grades Pre-K-12 within the past three (3) years. (4-7-11)**

**d. Provides verification of completion of a state-approved program of at least twenty (20) semester**

**PLANNING, POLICY AND GOVERNMENTAL AFFAIRS**  
**NOVEMBER 30, 2015**

---

credit hours of study in online teaching and learning at an accredited college or university or a state-approved equivalent. (4-7-11)

**02e. Proficiency in Idaho Standards for Online Teachers.**—Demonstrates proficiency in the Idaho Standards for Online Teachers including the following competencies: (4-7-11)

ai. Knowledge of Online Education and Human Development; (4-7-11)

bii. Facilitate and Inspire Student Learning and Creativity; (4-7-11)

e-iii. Design and Develop Digital-Age Learning Experiences and Assessments Standards; (4-7-11)

div. Model Digital-Age Work and Learning; Promote and Model Digital Citizenship and Responsibility Standards; and (4-7-11)

ev. Engage in Professional Growth and Leadership. (4-7-11)

**067. Physics (6-12).** Twenty (20) semester credit hours in the area of Physics. (3-16-04)

**078. Physical Education (PE) (6-12 or K-12).** Twenty (20) semester credit hours to include course work in each of the following areas: Sport, Movement, and Outdoor Skills; Secondary PE Methods; Student Evaluation in PE; Administration of a PE Program; Safety and Prevention of Injuries; Fitness and Wellness; PE for Special Populations; Exercise Physiology; Kinesiology/Biomechanics; Sports Psychology or Sociology; Motor Behavior; and Current CPR and First Aid Certification. To obtain a PE K-12 endorsement, applicants must complete an elementary PE methods course. (4-4-13)

**089. Physical Education/Health.** Must have an endorsement in both physical education and health. (3-30-07)

**0910. Physical Science (6-12).** Twenty (20) semester credit hours in the area of physical science to include a minimum of eight (8) semester credit hours in each of the following: Chemistry and Physics. (3-16-04)

**1011. Psychology.** Twenty (20) semester credit hours in the area of Psychology. (3-16-04)

**1112. Social Studies (6-12).** Must have an endorsement in History, American Government/Political Science, Economics, or Geography plus a minimum of twelve (12) semester credit hours in each of the remaining core endorsements areas: History, Geography, Economics, and American Government/Political Science. (3-29-10)

**1213. Sociology (6-12).** Twenty (20) semester credit hours in the area of Sociology. (3-16-04)

**1314. Sociology/Anthropology (6-12).** Twenty (20) semester credit hours including a minimum of six (6) semester credit hours in each of the following: Anthropology and Sociology. (3-16-04)

**1415. Teacher Librarian (K-12).** Twenty (20) semester credit hours of coursework leading toward competency as defined by Idaho Standards for Teacher Librarians to include the following: Collection Development/Materials Selection, Literature for Children and/or Young Adults; Organization of Information (Cataloging and Classification); School Library Administration/Management; Library Information Technologies; Information Literacy; and Reference and Information Service. (3-12-14)

**1516. Technology Education (6-12).** (3-16-04)

**a.** Twenty (20) semester credit hours to include course work in each of the following areas: Communication Technology; Computer Applications; Construction Technology; Electronics Technology;

**PLANNING, POLICY AND GOVERNMENTAL AFFAIRS**  
**NOVEMBER 30, 2015**

---

Manufacturing Technology; Power, Energy and Transportation and other relevant emerging technologies; and Principles of Engineering Design. (4-4-13)

b. Occupational teacher preparation that relates to the appropriate area(s) as provided in Subsections 034-015.07 through 038-015.09. (4-4-13)

**1617. World Language (6-12 or K-12).** Twenty (20) semester credit hours to include a minimum of twelve (12) upper division credits in a specific world language taken within the last ten (10) years leading to a proficiency level as defined by a state-approved exam (for example, a passing grade on the Praxis or an Advanced level as defined by the American Council on the Teaching of Foreign Languages (ACTFL)). Course work must include two (2) or more of the following areas: Grammar, Conversation, Composition, Culture, and Literature; and course work in Foreign Language Methods. To obtain an endorsement in a specific foreign language (K-12), applicants holding a Secondary Certificate must complete an elementary methods course. (4-4-13)

~~**025. AMERICAN INDIAN LANGUAGE (SECTION 33-1280, IDAHO CODE),**~~

~~Each Indian tribe shall provide to the State Department of Education the names of those highly and uniquely qualified individuals who have been designated to teach the tribe's native language in accordance with Section 33-1280, Idaho Code. Individuals identified by the tribe(s) may apply for an Idaho American Indian Certificate as American Indian languages teachers. (4-9-09)~~

~~**01. Process the Application.** The Office of Indian Education at the State Department of Education will process an application that has met the requirements of the Tribe(s) for an American Indian languages teacher. (4-9-09)~~

~~**02. Approval Has Been Received.** Once an application with Tribal approval has been received, it will be reviewed and, if approved, it will be forwarded to the Office of Certification for a criminal history background check as required in Section 33-130, Idaho Code. The application must include a ten finger fingerprint card or scan and a forty dollar (\$40) fee for undergoing a criminal history check pursuant to Section 33-130, Idaho Code. (4-9-09)~~

~~**03. Office of Certification.** The Office of Certification will review the application and verify the applicant is eligible for an Idaho American Indian Certificate. The State Department of Education shall authorize an eligible applicant as an American Indian languages teacher. An Idaho American Indian Certificate is valid for not more than five (5) years. Individuals may apply for a renewal certificate. (4-9-09)~~

~~**026. ADMINISTRATOR CERTIFICATE,**~~

~~Every person who serves as a superintendent, a secondary school principal, or principal of an elementary school with eight (8) or more teachers (including the principal), or is assigned administrative duties over and above those commonly assigned to teachers, is required to hold an Administrator Certificate. The certificate may be endorsed for service as a school principal, a superintendent, or a director of special education and related services. Assistant superintendents are required to hold the Superintendent endorsement. Assistant principals or vice principals are required to hold the Principal endorsement. Applicants for the Director of Special Education and Related Services endorsement will hold that endorsement on an Administrator Certificate. Proof of proficiency in evaluating teacher performance shall be required of all Administrator Certificate holders. Proof of proficiency in evaluating performance shall be demonstrated by passing a proficiency assessment approved by the State Department of Education as an initial certification requirement. Possession of an Administrator Certificate does not entitle the holder to serve as a teacher at a grade level for which the educator is not qualified or certificated. All administrator certificates require candidates to meet the following competencies of the Idaho Foundation Standards for School Administrators: School Climate, Collaborative Leadership, and Instructional Leadership. (3-12-14)~~

~~**01. School Principal Endorsement (Pre-K-12).** To be eligible for an Administrator Certificate endorsed for School Principal Pre-K-12, a candidate must have satisfied the following requirements: (3-16-04)~~

~~a. Hold a master's degree from an accredited college or university. (3-16-04)~~

**PLANNING, POLICY AND GOVERNMENTAL AFFAIRS**  
**NOVEMBER 30, 2015**

---

~~b. Have four (4) years of full time certificated experience working with students, Pre K-12, while under contract in an accredited school setting. (3-30-07)~~

~~e. Have completed an administrative internship in a state approved program, or have one (1) year of experience as an administrator in grades Pre-K-12. (3-30-07)~~

~~d. Provide verification of completion of a state approved program of at least thirty (30) semester credit hours, forty five (45) quarter credit hours, of graduate study in school administration for the preparation of school principals at an accredited college or university. This program shall include the competencies of the Idaho Foundation Standards for School Administrators: School Climate, Collaborative Leadership, and Instructional Leadership. (3-12-14)~~

~~e. An institutional recommendation is required for a School Principal Pre-K-12 Endorsement. (3-16-04)~~

~~02. Superintendent Endorsement. To be eligible for an Administrator Certificate with a Superintendent endorsement, a candidate must have satisfied the following requirements: (3-16-04)~~

~~a. Hold an education specialist or doctorate degree or complete a comparable post master's sixth year program at an accredited college or university. (3-16-04)~~

~~b. Have four (4) years of full time certificated/licensed experience working with Pre-K-12 students while under contract in an accredited school setting. (3-30-07)~~

~~e. Have completed an administrative internship in a state approved program for the superintendent endorsement or have one (1) year of out of state experience as an assistant superintendent or superintendent in grades Pre-K-12. (3-30-07)~~

~~d. Provide verification of completion of an approved program of at least thirty (30) semester credit hours, or forty five (45) quarter credit hours, of post master's degree graduate study for the preparation of school superintendents at an accredited college or university. This program in school administration and interdisciplinary supporting areas shall include the competencies in Superintendent Leadership, in addition to the competencies in the Idaho Foundation Standards for School Administrators: School Climate, Collaborative Leadership, and Instructional Leadership. (3-12-14)~~

~~e. An institutional recommendation is required for a School Superintendent Endorsement. (3-16-04)~~

~~03. Director of Special Education and Related Services Endorsement (Pre-K-12). To be eligible for an Administrator Certificate endorsed for Director of Special Education and Related Services Pre-K-12, a candidate must have satisfied all of the following requirements: (3-16-04)~~

~~a. Hold a master's degree from an accredited college or university. (3-16-04)~~

~~b. Have four (4) years of full time certificated/licensed experience working with students Pre-K-12, while under contract in a school setting. (3-16-04)~~

~~e. Obtain college or university verification of demonstrated the competencies of the Idaho Foundation Standards for School Administrators: School Climate, Collaborative Leadership, and Instructional Leadership. (3-12-14)~~

~~d. Obtain college or university verification of demonstrated competencies in the following areas, in addition to the competencies in the Idaho Foundation Standards for School Administrators: Concepts of Least Restrictive Environment; Post-School Outcomes and Services for Students with Disabilities Ages Three (3) to~~

**PLANNING, POLICY AND GOVERNMENTAL AFFAIRS**  
**NOVEMBER 30, 2015**

---

~~Twenty-one (21); Collaboration Skills for General Education Intervention; Instructional and Behavioral Strategies; Individual Education Programs (IEPs); Assistive and Adaptive Technology; Community Based Instruction and Experiences; Data Analysis for Instructional Needs and Professional Training; Strategies to Increase Program Accessibility; Federal and State Laws and Regulations and School District Policies; Resource Advocacy; and Technology Skills for Referral Processes, and Record Keeping. (3 30 07)~~

~~e. Have completed an administrative internship/practicum in the area of administration of special education and related services. (3 16 04)~~

~~f. An institutional recommendation is required for Director of Special Education and Related Services Pre-K-12 Endorsement. (3 16 04)~~

~~**027. PUPIL PERSONNEL SERVICES CERTIFICATE**~~

~~Persons who serve as school counselors, school psychologists, speech language pathologists, school social workers, school nurses and school audiologists are required to hold the Pupil Personnel Services Certificate, with the respective endorsement(s) for which they qualify. (3 16 04)~~

~~**01. Counselor Endorsement (K-12).** To be eligible for a Pupil Personnel Services Certificate endorsed Counselor K-12, a candidate must have satisfied the following requirements. The Pupil Personnel Services Certificate with a Counselor endorsement is valid for five (5) years. Six (6) semester credit hours are required every five (5) years in order to renew the endorsement. (5 8 09)~~

~~a. Hold a master's degree and provide verification of completion of an approved program of graduate study in school counseling from a college or university approved by the Idaho State Board of Education or the state educational agency of the state in which the program was completed. The program must include successful completion of seven hundred (700) clock hours of supervised field experience, seventy-five percent (75%) of which must be in a K-12 school setting. This K-12 experience must be in each of the following levels: elementary, middle/junior high, and high school. Previous school counseling experience may be considered to help offset the field experience clock hour requirement. (4 11 15)~~

~~b. An institutional recommendation is required for a Counselor K-12 Endorsement. (5 8 09)~~

~~**02. School Psychologist Endorsement.** This endorsement is valid for five (5) years. In order to renew the endorsement, six (6) professional development credits are required every five (5) years. The renewal credit requirement may be waived if the applicant holds a current valid National Certification for School Psychologists (NCSP) offered through the National Association of School Psychologists (NASP). To be eligible for initial endorsement, a candidate must complete a minimum of sixty (60) graduate semester credit hours which must be accomplished through one (1) of the following options: (3 29 12)~~

~~a. Completion of an approved thirty (30) semester credit hour, or forty-five (45) quarter credit hours, master's degree in education or psychology and completion of an approved thirty (30) semester credit hour, or forty-five (45) quarter credit hour, School Psychology Specialist Degree program, and completion of a minimum of twelve hundred (1,200) clock hour internship within a school district under the supervision of the training institution and direct supervision of a certificated school psychologist. (4 7 11)~~

~~b. Completion of an approved sixty (60) semester credit hour, or ninety (90) quarter credit hour, master's degree program in School Psychology, and completion of a minimum of twelve hundred (1,200) clock hour internship within a school district under the supervision of the training institution and direct supervision of a certificated school psychologist. (4 7 11)~~

~~c. Completion of an approved sixty (60) semester credit hour, or ninety (90) quarter credit hour, School Psychology Specialist degree program which did not require a master's degree as a prerequisite, with laboratory experience in a classroom, which may include professional teaching experience, student teaching or special education~~

**PLANNING, POLICY AND GOVERNMENTAL AFFAIRS**  
**NOVEMBER 30, 2015**

---

~~practicum, and completion of a minimum twelve hundred (1,200) clock-hour internship within a school district under the supervision of the training institution and direct supervision of a certificated school psychologist. (5-8-09)~~

~~d. Earn a current and valid National Certification for School Psychologists (NCSP) issued by the National Association of School Psychologists (NASP). (3-29-12)~~

~~**03. School Nurse Endorsement.** This endorsement is valid for five (5) years. Six (6) credits are required every five (5) years in order to renew the endorsement. Initial endorsement may be accomplished through completion of either requirements in Subsections 027.03.a. or 027.03.b. in addition to the requirement of Subsection 027.03.c. (3-29-10)~~

~~a. The candidate must possess a valid nursing (RN) license issued by the Idaho State Board of Nursing, and a bachelor's degree in nursing, education, or a health-related field from an accredited institution. (5-8-09)~~

~~b. The candidate must possess a valid professional nursing (RN) license issued by the Idaho State Board of Nursing and have completed nine (9) semester credit hours from a university or college in at least three (3) of the following areas: (5-8-09)~~

~~i. Health program management; (5-8-09)~~

~~ii. Child and adolescent health issues; (5-8-09)~~

~~iii. Counseling, psychology, or social work; or (5-8-09)~~

~~iv. Methods of instruction. (5-8-09)~~

~~e. Additionally, each candidate must have two (2) years' full-time (or part-time equivalent) school nursing, community health nursing, or any area of podiatric, adolescent, or family nursing experience. (5-8-09)~~

~~**04. Interim Endorsement - School Nurse.** This certificate will be granted for those who do not meet the educational and/or experience requirements but who hold a valid professional nursing (RN) license in Idaho. An Interim Certificate will be issued for three (3) years while the applicant is meeting the educational requirements, and it is not renewable. (3-29-10)~~

~~**05. Speech-Language Pathologist Endorsement.** This endorsement is valid for five (5) years. Six (6) credits are required every five (5) years in order to renew the endorsement. Initial endorsement will be issued to candidates who possess a master's degree from an accredited college or university in a speech/language pathology program approved by the State Board of Education, and who receive an institutional recommendation from an accredited college or university. (3-16-04)~~

~~**06. Audiology Endorsement.** This endorsement is valid for five (5) years. Six (6) credits are required every five (5) years in order to renew the endorsement. Initial endorsement will be issued to candidates who possess a master's degree from an accredited college or university in an audiology program approved by the State Board of Education, and who receive an institutional recommendation from an accredited college or university. (3-16-04)~~

~~**07. School Social Worker Endorsement.** This endorsement is valid for five (5) years. Six (6) credit hours are required every five (5) years in order to renew the endorsement. Initial endorsement may be accomplished through possession of a social work certificate issued by the Idaho Bureau of Occupational Licenses, an institutional recommendation, and completion of one (1) of the following options: (3-16-04)~~

~~a. A master's degree in social work from an Idaho college or university approved by the State Board of Education, or a master's degree in social work from an out of state college or university. The program must be currently approved by the state educational agency of the state in which the program was completed. (3-16-04)~~



**PLANNING, POLICY AND GOVERNMENTAL AFFAIRS**  
**NOVEMBER 30, 2015**

---

~~b. A master's degree in guidance and counseling, sociology, or psychology plus thirty (30) semester credit hours of graduate work in social work education, including course work in all the following areas: understanding the individual; casework method; field placement; social welfare programs and community resources; and research methods. (3-16-04)~~

~~08. Interim Endorsement Speech Language Pathologist. This certificate will be granted for those who do not meet the educational requirements but who hold a bachelor's degree in Speech language pathology and are pursuing a master's degree in order to obtain the pupil personnel services certificate endorsed in speech language pathology. An Interim Certificate will be issued for three (3) years while the applicant is meeting the educational requirements, and it is not renewable. (3-29-10)~~

~~**028. EXCEPTIONAL CHILD CERTIFICATE.**~~

~~Holders of this certificate work with children who have been identified as having an educational impairment.~~

~~(3-16-04)~~

~~01. General Education Requirements. Completion of the general education requirements at an accredited college or university is required. (3-30-07)~~

~~02. Generalist Endorsement (K-12). The Generalist K-12 endorsement is non-categorical and allows one (1) to teach in any K-12 special education setting. This endorsement is valid for five (5) years. Six (6) credit hours are required every five (5) years for renewal. Regardless of prior special education experience, all initial applicants must provide an institutional recommendation that an approved special education program has been completed, with field work to include an internship and student teaching in a special education setting. To be eligible for an Exceptional Child Certificate with a Generalist K-12 endorsement, a candidate must have satisfied the following requirements: (4-4-13)~~

~~a. Completion of a baccalaureate degree from an accredited college or university. (3-16-04)~~

~~b. Completion, in an Idaho college or university, of a program in elementary, secondary, or special education currently approved by the Idaho State Board of Education, or completion, in an out-of-state college or university, of a program in elementary, secondary, or special education currently approved by the state educational agency of the state in which the program was completed. (3-16-04)~~

~~c. Completion of thirty (30) semester credit hours in special education, or closely related areas, as part of an approved special education program. (3-16-04)~~

~~d. Each candidate must have a qualifying score on an approved core content assessment and a second assessment related to the specific endorsement requested. (3-16-04)~~

~~03. Early Childhood Special Education Endorsement (Pre-K-3). The Early Childhood Special Education (Pre-K-3) endorsement is non-categorical and allows one to teach in any Pre-K-3 special education setting. This endorsement may only be added to the Standard Exceptional Child Certificate in conjunction with the Generalist K-12 endorsement and is valid for five (5) years. Six (6) credit hours are required every five (5) years for renewal. To be eligible for an Exceptional Child Certificate with an Early Childhood Special Education (Pre-K-3) endorsement, a candidate must have satisfied the following requirements: (4-7-11)~~

~~a. Completion of a program of a minimum of twenty (20) semester credit hours in the area of Early Childhood Education to include course work in each of the following areas: Child development and behavior with emphasis in cognitive language, physical, social and emotional areas, birth through age eight (8); Curriculum and program development for young children ages three to eight (3-8); Methodology: planning, implementing and evaluating environments and materials for young children ages three to eight (3-8); Guiding young children's behavior: observing, assessing and individualizing ages three to eight (3-8); Identifying and working with atypical young children ages three to eight (3-8) Parent teacher relations; and, Field work to include an internship and student teaching~~

**PLANNING, POLICY AND GOVERNMENTAL AFFAIRS**  
**NOVEMBER 30, 2015**

---

~~at the Pre-K – 3 grades. (4-7-11)~~

~~**04. Deaf/Hard of Hearing Endorsement (K-12).** Completion of a minimum of thirty-three (33) semester credit hours in the area of deaf/hard of hearing with an emphasis on instruction for students who use sign language or completion of a minimum thirty three (33) semester credit hours in the area of deaf/hard of hearing with an emphasis on instruction for students who use listening and spoken language. An institutional recommendation specific to this endorsement is required. To be eligible for an Exceptional Child Certificate with a Deaf/Hard of Hearing endorsement, a candidate must have satisfied the following requirements: (4-11-15)~~

~~a. Completion of a baccalaureate degree from an accredited college or university; (4-11-06)~~

~~b. Completion of a program from an Idaho college or university in elementary, secondary, or special education currently approved by the Idaho State Board of Education; or (4-11-06)~~

~~c. Completion of a program from an out of state college or university in elementary, secondary, or special education currently approved by the state educational agency of the state in which the program was completed; (4-11-06)~~

~~d. Completion of a program of a minimum of thirty-three (33) semester credit hours in the area of Deaf/Hard of Hearing. Must receive an institutional recommendation specific to this endorsement from an accredited college or university. (4-11-15)~~

~~**05. Visual Impairment Endorsement (K-12).** Completion of a program of a minimum of thirty (30) semester credit hours in the area of visual impairment. An institutional recommendation specific to this endorsement is required. To be eligible for an Exceptional Child Certificate with a Visually Impaired endorsement, a candidate must have satisfied the following requirements: (4-11-06)~~

~~a. Completion of a baccalaureate degree from an accredited college or university; (4-11-06)~~

~~b. Completion in an Idaho college or university of a program in elementary, secondary, or special education currently approved by the Idaho State Board of Education, or completion in an out of state college or university of a program in elementary, secondary, or special education currently approved by the state educational agency of the state in which the program was completed. (4-11-15)~~

~~c. Completion of a program of a minimum of thirty (30) semester credit hours in the area of Visual Impairment. Must receive an institutional recommendation specific to this endorsement from an accredited college or university. (4-11-06)~~

~~d. Each candidate must have a qualifying score on an approved core content assessment and a second assessment related to the specific endorsement requested. (4-11-15)~~

~~**029. CONSULTING TEACHER/TEACHER LEADER ENDORSEMENT.**~~

~~Consulting teachers provide technical assistance to teachers and other staff in the school district with regard to the selection and implementation of appropriate teaching materials, instructional strategies, and procedures to improve the educational outcomes for students. Candidates who hold this endorsement are teacher leaders who will facilitate the design and implementation of sustained, intensive, and job-embedded professional learning based on identified student and teacher needs. This endorsement is valid for five (5) years and is renewable based upon successful completion and verification of an additional four (4) semester credits beyond those required for standard certification renewal. The additional credits shall be taken for university or college credit consistent with the Individual Professional Learning Plan (IPLP). (4-4-13)~~

~~**01. Special Education Consulting Teacher Eligibility for Endorsement.** To be eligible for a Special Education Consulting Teacher endorsement on the Standard Exceptional Child Certificate, the Early Childhood/Early Childhood Special Education Blended Certificate (Birth-Grade 3), the Standard Elementary Certificate or the Standard~~

**PLANNING, POLICY AND GOVERNMENTAL AFFAIRS**  
**NOVEMBER 30, 2015**

~~Secondary Teaching Certificate, a candidate must have satisfied the following requirements: (3-29-10)~~

~~a. Education Requirements. Qualify for or hold a Standard Exceptional Child Certificate and qualify for or hold a Standard Elementary Certificate, Standard Secondary Certificate, or Early Childhood/Early Childhood Special Education Blended Certificate (Birth-Grade 3), and hold a master's degree or an approved fifth year program as defined by the Idaho State Board of Education, and have demonstrated content competencies in the following areas: (4-4-13)~~

- ~~i. Assessment of learning behaviors; (4-4-13)~~
- ~~ii. Individualization of instructional programs based on educational diagnosis; (4-4-13)~~
- ~~iii. Behavioral and/or classroom management techniques; (4-4-13)~~
- ~~iv. Program implementation and supervision; (4-4-13)~~
- ~~v. Knowledge in use of current methods, materials and resources available and management and operation of media centers; (4-4-13)~~
- ~~vi. Ability in identifying and utilizing community or agency resources and support services; and (4-4-13)~~
- ~~vii. Counseling skills and guidance of professional staff. (4-4-13)~~

~~b. Experience. Completion of a minimum of three (3) years' teaching experience, at least two (2) years of which must be in a special education classroom setting. (3-16-04)~~

~~c. Provides verification of completion of a state approved program of at least twenty (20) semester credit hours of study at an accredited college or university or a state approved equivalent. Program shall include: (4-4-13)~~

~~i. Ninety (90) contact hours to include a combination of face to face and field based professional development activities; and (4-4-13)~~

~~ii. The development and presentation of a culminating portfolio that provides evidence that knowledge gained and skills acquired are aligned with Idaho Teacher Leader Standards as follows: (4-4-13)~~

- ~~(1) Understanding Adults As Learners to Support Professional Learning Communities; (4-4-13)~~
- ~~(2) Accessing and Using Research to Improve Practice and Student Achievement; (4-4-13)~~
- ~~(3) Promoting Professional Learning for Continuous Improvement; (4-4-13)~~
- ~~(4) Facilitating Improvements in Instruction and Student Learning; (4-4-13)~~
- ~~(5) Using Assessments and Data for School and District Improvement; (4-4-13)~~
- ~~(6) Improving Outreach and Collaboration with Families and Community; and (4-4-13)~~
- ~~(7) Advocating for Student Learning and the Profession. (4-4-13)~~

~~d. Not less than one (1) semester of successful experience as a special education teacher working with classroom teachers in elementary or secondary schools. (4-4-13)~~

**PLANNING, POLICY AND GOVERNMENTAL AFFAIRS**  
**NOVEMBER 30, 2015**

---

~~02. Mathematics Consulting Teacher Eligibility for Endorsement. To be eligible for a Mathematics Consulting Teacher endorsement on the Standard Elementary Certificate, Standard Secondary Certificate, Standard Exceptional Child Certificate, or Early Childhood/Early Childhood Special Education Blended Certificate (Birth Grade 3), a candidate must have satisfied the following requirements: (3 29 10)~~

~~a. Education Requirements. Qualify for or hold a Standard Elementary Certificate, Standard Secondary Certificate, Standard Exceptional Child Certificate, or Early Childhood/Early Childhood Special Education Blended Certificate (Birth Grade 3) and have demonstrated content competencies. Coursework and content domains required include the full series of Mathematics Thinking for Instruction (MTI), Number and Operation, Geometry, Algebraic Reasoning, Measurement and Data Analysis, and Statistics and Probability which are centered on the following emphases: (4 4 13)~~

~~i. Structural Components of Mathematics; (4 4 13)~~

~~ii. Modeling, Justification, Proof and Generalization; (4 4 13)~~

~~iii. Mathematical Knowledge for Teaching (Ball, Thames, & Phelps, 2008). (4 4 13)~~

~~b. Experience. Completion of a minimum of three (3) years' teaching experience. (3 29 10)~~

~~c. Provides verification of completion of a state approved program of at least twenty (20) semester credit hours of study at an accredited college or university or a state approved equivalent. Program shall include: (4 4 13)~~

~~i. Ninety (90) contact hours to include a combination of face to face and field based professional development activities; and (4 4 13)~~

~~ii. The development and presentation of a culminating portfolio that provides evidence that knowledge gained and skills acquired are aligned with Idaho Teacher Leader Standards as follows: (4 4 13)~~

~~(1) Understanding Adults As Learners to Support Professional Learning Communities; (4 4 13)~~

~~(2) Accessing and Using Research to Improve Practice and Student Achievement; (4 4 13)~~

~~(3) Promoting Professional Learning for Continuous Improvement; (4 4 13)~~

~~(4) Facilitating Improvements in Instruction and Student Learning; (4 4 13)~~

~~(5) Using Assessments and Data for School and District Improvement; (4 4 13)~~

~~(6) Improving Outreach and Collaboration with Families and Community; and (4 4 13)~~

~~(7) Advocating for Student Learning and the Profession. (4 4 13)~~

~~d. Not less than one (1) semester of successful experience as a mathematics teacher working with classroom teachers in elementary or secondary schools. (4 4 13)~~

**025. -- 030041. (RESERVED)**

**031. JUNIOR RESERVED OFFICER TRAINING CORPS (JUNIOR ROTC) INSTRUCTORS.**

~~01. List of Names. Each school district with a Junior ROTC program shall provide the State Department of Education with a list of the names of those individuals who have completed an official armed forces training~~

**PLANNING, POLICY AND GOVERNMENTAL AFFAIRS**  
**NOVEMBER 30, 2015**

---

~~program to qualify as Junior ROTC instructors in high schools. (4-11-06)~~

~~**02. Notarized Copy.** Each school district with a Junior ROTC program shall provide the State Department of Education with a notarized copy of their certificate(s) of completion. (4-11-06)~~

~~**03. Authorization Letter.** Upon receiving the items identified in Subsections 031.01 and 031.02, the State Department of Education shall issue a letter authorizing these individuals as Junior ROTC instructors. (4-11-06)~~

~~**032. POSTSECONDARY SPECIALIST.**~~

~~A Postsecondary Specialist certificate will be granted to a current faculty member whose primary employment is with any accredited Idaho postsecondary institution. To be eligible to teach in the public schools under this postsecondary specialist certificate, the candidate must supply a recommendation from the employing institution (faculty's college dean). The primary use of this state issued certificate will be for distance education, virtual classroom programs, and for public and postsecondary partnerships. (3-26-08)~~

~~**01. Renewal.** This certificate is good for five (5) years and is renewable. To renew the certificate, the renewal application must be accompanied with a new written recommendation from the postsecondary institution (faculty's college dean level or higher). (3-26-08)~~

~~**02. Fees.** The fee is the same as currently in effect for an initial or renewal certificate as established in Section 066 of these rules. (3-26-08)~~

~~**03. Qualifications.** The candidate must: (3-26-08)~~

~~**a.** Hold a masters degree or higher in the content area being taught; (3-26-08)~~

~~**b.** Be currently employed by the post secondary institution in the content area to be taught; and (3-26-08)~~

~~**c.** Complete and pass a criminal history check as required according to Section 33-130, Idaho Code. (3-26-08)~~

~~**033. ONLINE TEACHER ENDORSEMENT (PRE-K-12).**~~

~~**01. Online Teacher Endorsement.** To be eligible for an Online Teacher Endorsement (Pre K-12), a candidate must have satisfied the following requirements: (4-7-11)~~

~~**a.** Meets states' professional teaching and/or licensure standards and is qualified to teach in his/her field of study. (4-7-11)~~

~~**b.** Provides evidence of online experience or course time both as a student and as a learner, and demonstrates online learning and teaching proficiency. (4-7-11)~~

~~**c.** Has completed (completes) an eight (8) week online teaching internship in a Pre K-12 program, or have one (1) year of verifiable and successful experience as a teacher delivering curriculum online in grades Pre K-12 within the past three (3) years. (4-7-11)~~

~~**d.** Provides verification of completion of a state approved program of at least twenty (20) semester credit hours of study in online teaching and learning at an accredited college or university or a state approved equivalent. (4-7-11)~~

~~**02. Proficiency in Idaho Standards for Online Teachers.** Demonstrates proficiency in the Idaho Standards for Online Teachers including the following competencies: (4-7-11)~~

**PLANNING, POLICY AND GOVERNMENTAL AFFAIRS**  
**NOVEMBER 30, 2015**

---

- ~~a. Knowledge of Online Education and Human Development; (4-7-11)~~
- ~~b. Facilitate and Inspire Student Learning and Creativity; (4-7-11)~~
- ~~c. Design and Develop Digital Age Learning Experiences and Assessments Standards; (4-7-11)~~
- ~~d. Model Digital Age Work and Learning; Promote and Model Digital Citizenship and Responsibility Standards; and (4-7-11)~~
- ~~e. Engage in Professional Growth and Leadership. (4-7-11)~~

**034. CERTIFICATION STANDARDS FOR PROFESSIONAL TECHNICAL EDUCATORS.**

~~Teachers of professional technical classes or programs in secondary or postsecondary schools must hold an endorsement in an appropriate occupational discipline. This endorsement may be held on a Secondary Teaching Certificate or on an Occupational Specialist Certificate. For postsecondary instructors and administrators, certification fees are set by the State Board for Professional Technical Education, and application processes are managed by the Division of Professional Technical Education. (3-16-04)~~

**035. DEGREE BASED PROFESSIONAL TECHNICAL CERTIFICATION**

~~**01. Teacher Preparation Through Degreed Program.** Individuals graduating from an approved occupational teacher preparation degree program qualify to teach in the following five (5) disciplines: Agricultural Science & Technology; Business Technology Education; Family & Consumer Science; Marketing Technology Education; and Technology Education. Occupational teacher preparation course work must meet the Idaho Standards for the Initial Certification of Professional School Personnel. The occupational teacher education program must provide appropriate content to constitute a major in the identified field. Student teaching shall be in an approved program and include experiences in the major field. Applicants shall have accumulated four thousand (4,000) clock hours of related work experience or shall have completed an approved practicum in their respective field of specialization. (3-16-04)~~

~~**02. Professional Technical Administrator Certificate.** The Professional Technical Administrator certificate is required for an individual serving as an administrator, director, manager or coordinator of professional technical education at the state, secondary or postsecondary level. Individuals must meet the following prerequisites to qualify for the Professional Technical Administrator Certificate. Equivalence in each area will be determined on an individual basis by the State Division of Professional Technical Education. (3-16-04)~~

~~a. Qualify for or hold an Occupational Specialist certificate or hold an occupational endorsement on the secondary teaching credential; (3-16-04)~~

~~b. Provide evidence of a minimum of three (3) years' teaching in an occupational discipline; (3-16-04)~~

~~c. Hold a masters degree; and, (3-16-04)~~

~~d. Completed at least fifteen (15) semester credits of administrative course work. Applicants must have completed: financial aspects of professional technical education; administration of personnel; and legal aspects of professional technical education. Additional course work can be selected from any of the following areas: administration and supervision of occupational programs; instructional supervision; administration internship; curriculum development; curriculum evaluation; research in curriculum; school community relations; communication; teaching the adult learner; coordination of work based learning programs; and/or measurement and evaluation. (3-16-04)~~

**PLANNING, POLICY AND GOVERNMENTAL AFFAIRS**  
**NOVEMBER 30, 2015**

---

~~e. To renew the Professional Technical Administrator Certificate, individuals are required to complete six (6) semester hours of related course work or meet renewal requirements for professional technical teachers. (3-16-04)~~

~~03. **Work-Based Learning Coordinator Endorsement.** Educators assigned to coordinate approved work-based experiences must hold the Work-Based Learning Coordinator endorsement. To be eligible, applicants must hold an occupational endorsement on the Standard Secondary Certificate or qualify for an Occupational Specialist Certificate, plus complete course work in coordination of work-based learning programs. (3-16-04)~~

~~04. **Career Counselor Endorsement.** The endorsement for a Career Counselor may be issued to applicants who hold a current Pupil Personnel Services Certificate endorsed Counselor K-12 and who have satisfied the following professional technical requirement: Career Pathways and Professional Technical Guidance; Principles/Foundations of Professional Technical Education; and Theories of Occupational Choice. (3-16-04)~~

~~**036. INDUSTRY BASED PROFESSIONAL TECHNICAL CERTIFICATION:**~~

~~Persons who need to hold the Occupational Specialist Certificate include: secondary educators assigned to Health Occupations Education and to Trades & Industry Education; specialized occupational areas where specific degree-granting professional technical teacher education programs do not exist; and postsecondary professional technical educators who teach courses to 9-12 students. (3-16-04)~~

~~01. **General Requirements.** Applicants must: be eighteen (18) years of age; document full-time, successful, recent, gainful employment in the area for which certification is requested; possess either a high school diploma or General Educational Development (GED) certificate; meet provisions of Idaho Code; and, verify technical skills through work experience, certification or testing as listed below. When applicable, requirements of occupationally related state agencies must also be met. Since educational levels and work experiences vary, applicants may be determined highly qualified under any one (1) of the following three (3) options: (3-16-04)~~

~~a. Have sixteen thousand (16,000) hours of full-time, successful, recent, gainful employment in the occupation for which certification is requested. Up to forty-eight (48) months credit can be counted toward the eight (8) years on a month-to-month basis for journeyman training and/or postsecondary training successfully completed as a full-time student in an approved/approvable, postsecondary, professional technical education program. (3-16-04)~~

~~b. Have a bachelor's degree in the specific occupation or related area, plus six thousand (6,000) hours of full-time, successful, recent, gainful employment in the occupation. (3-16-04)~~

~~c. Meet one (1) of the following: (3-16-04)~~

~~i. Have at least journeyman level plus two (2) years of recent, full-time, gainful, related work experience. A person who has completed a formal apprenticeship program in the occupation or related area for which certification is requested. The apprenticeship must be under the direction of an employer and the Bureau of Apprenticeship and Training or an approved State Apprenticeship Agency; (3-16-04)~~

~~ii. Pass approved state or national certification/certification examination plus three (3) years of recent, full-time, gainful, related work experience (length and type of work experience in emergency services and health professions will be determined on an individual basis); or (3-16-04)~~

~~iii. Pass approved industry related certification for skill level requirements (vendor and industry specific) plus three (3) years of recent, full-time, gainful, related work experience (length and type of work experience in emergency services and health professions will be determined on an individual basis). If no competency test exists, a written recommendation from a representative occupational advisory council/committee and recorded in its minutes is required to verify occupational competence. (3-16-04)~~

~~02. **Limited Occupational Specialist Certificate.** This certificate is issued to individuals who are new~~

**PLANNING, POLICY AND GOVERNMENTAL AFFAIRS**  
**NOVEMBER 30, 2015**

---

~~to teaching trades and health occupations in public schools. The certificate is valid for three (3) years. (3-16-04)~~

~~a. Within the first eighteen (18) months, the holder must complete the pre-service workshop sponsored by the State Division of Professional Technical Education and an approved course in professional technical methods and student assessment. (3-16-04)~~

~~b. Complete a new teacher induction workshop at the state or district level. (3-16-04)~~

~~c. File a Professional Development Plan with the State Division of Professional Technical Education. (3-16-04)~~

~~d. Within the three (3) year period of the Limited Occupational Specialist Certificate, the instructor must satisfactorily complete course work which includes competencies in four (4) of the following: Principles/Foundations of Occupational Education; Career Pathways and Guidance; Analysis, Integration, and Curriculum Development; Measurement and Evaluation; and Methods of Teaching Occupational Education. (3-16-04)~~

~~**03. Standard Occupational Specialist Certificate.** This certificate is issued to individuals who have completed course work equivalent to that required of the Limited Occupational Specialist Certificate. The certificate must be renewed every five (5) years, which shall include completion of six (6) semester credit hours of approved course work or verification of two hundred forty (240) hours of approved related work experience or ninety (90) hours of attendance at approved technical conferences, institutes, or workshops or any equivalent combination thereof, and file of a Professional Development Plan for the next certification period. (3-16-04)~~

~~**04. Advanced Occupational Specialist Certificate.** This certificate is issued to individuals who meet all the requirements outlined below: (3-16-04)~~

~~a. Meet the requirements for the Standard Occupational Specialist Certificate; (3-16-04)~~

~~b. Provide evidence of completion of a teacher training degree program or eighteen (18) semester credits of approved course work in addition to the twelve (12) semester credits required for the Standard Occupational Specialist Certificate (a total of thirty (30) semester credits); and (3-16-04)~~

~~c. File a new Professional Development Plan for the next certification period. (3-16-04)~~

~~d. This certificate must be renewed every five (5) years, which shall include completion of six (6) semester credit hours of approved course work or submit verification of two hundred forty (240) hours of approved related work experience or ninety (90) hours of attendance at approved technical conferences, institutes and workshops or any equivalent combination thereof, and file a new Professional Development Plan for the next certification period. (3-16-04)~~

~~**037. 041. (RESERVED)**~~

**042. ALTERNATE ROUTES TO CERTIFICATION.**

The purpose of this program is to provide an alternative for individuals to become certificated teachers in Idaho without following a standard teacher education program. Alternative Routes to Certification shall allow individuals to serve as the teacher of record prior to having earned full certification status. The teacher of record is defined as the person who is primarily responsible for planning instruction, delivering instruction, assessing students formatively and summatively, and designating the final grade. Individuals who are currently employed as Para-Educators, ~~individuals who are currently certificated to teach but who are in need of emergency certification in another area,~~ and individuals with strong subject matter background but limited experience with educational methodology shall follow the alternate certification requirements provided herein. Individuals who are currently certificated to teach but who are in need of emergency certification in another area may obtain an endorsement through an alternate route as described in subsection 021.02 of these rules. (4-4-13)



**PLANNING, POLICY AND GOVERNMENTAL AFFAIRS**  
**NOVEMBER 30, 2015**

---

**043-01. Alternative Authorization -- Teacher To New Certification.**

The purpose of this alternative authorization is to allow Idaho school districts to request endorsement/certification when a professional position cannot be filled with someone who has the correct endorsement/certification. Alternative authorization in this area is valid for up to three (3) years and is nonrenewable one (1) year and may be renewed for two (2) additional years with evidence of satisfactory progress toward completion of an approved alternative route preparation program. Interim certification is valid for not more than three (3) years total. (5-8-09)

**01a. Initial Qualifications.** Prior to application, a candidate must hold a Bachelor's degree, and a valid Idaho teacher certificate without full endorsement in content area of need. The school district must provide supportive information attesting to the ability of the candidate to fill the position. (5-8-09)

~~02b. A candidate must participate in an approved Alternative route Ppreparation Pprogram.~~  
(3-20-04)

~~a. Option I Teacher to New Certification/Endorsement.~~ (5-8-09)

~~i. The Ccandidate will work toward completion of the alternative route preparation program through a participating college/university, and the employing school district. The Ccandidate must complete a minimum of nine (9) semester credits annually to be eligible for extension of up to a total of three (3) years maintain eligibility.~~ (3-20-04)

ii. The participating college/university shall provide procedures to assess and credit equivalent knowledge, dispositions, and relevant life/work experiences. (3-20-04)

~~iii. Candidate shall meet all requirements for the endorsement/certificate as provided herein.~~ (3-20-04)

~~b. Option II National Board (endorsement only). By earning National Board certification in content specific areas teachers may gain endorsement in a corresponding subject area.~~ (5-8-09)

~~c. Option III Master's degree or higher (endorsement only). By earning a graduate degree in a content specific area, candidates may add an endorsement in that same content area to a valid certificate.~~ (5-8-09)

~~d. Option IV Testing and/or Assessment (endorsement only). Two (2) pathways are available to some teachers, depending upon endorsement(s) already held.~~ (5-8-09)

~~i. Pathway 1 Endorsements may be added through state approved testing and a mentoring component. The appropriate test must be successfully completed within the first year of authorization in an area closely compatible with an endorsement for which the candidate already qualifies and is experienced. Additionally requires the successful completion of a one (1) year state approved mentoring component.~~ (5-8-09)

~~ii. Pathway 2 Endorsements may be added through state approved testing in an area less closely compatible with an endorsement for which the candidate already qualifies and is experienced. The appropriate test must be successfully completed within the first year of the authorization. Additionally requires the successful completion of a one (1) year state approved mentoring component and passing a final pedagogy assessment.~~ (5-8-09)

**04402. ALTERNATIVE AUTHORIZATION -- CONTENT SPECIALIST.**

The purpose of this alternative authorization is to offer an expedited route to certification for individuals who are highly and uniquely qualified in a subject area to teach in a district with an identified need for teachers in that area. Alternative authorization in this area is valid for three (3) years and is not renewable one (1) year and may be renewed for two (2) additional years with evidence of satisfactory progress toward completion of an approved alternative route preparation program. Interim certification is valid for not more than three (3) years total. (3-20-04)

**01a. Initial Qualifications.** (3-20-04)

**PLANNING, POLICY AND GOVERNMENTAL AFFAIRS**  
**NOVEMBER 30, 2015**

---

**ai.** ~~Prior to application, a~~ candidate must hold a Bachelor's degree or have completed all of the requirements of a Bachelor's degree except the student teaching or practicum portion. (4-4-13)

**bii.** ~~The candidate shall meet enrollment qualifications of the alternative route preparation program. The hiring district shall ensure the candidate is highly and uniquely qualified to teach in the area of identified need through demonstrated content knowledge. This may be accomplished through a combination of employment experience and education.~~ (3-20-04)

**02b.** Alternative Route Preparation Program -- College/University Preparation ~~or Other State Board Approved Certification Program.~~  
(3-20-04)

**ai.** ~~At the time of authorization A~~ consortium comprised of a designee from the college/university to be attended ~~or other state board approved certification program~~, and a representative from the school district, and the candidate shall determine the preparation needed to meet the Idaho Standards for Initial Certification of Professional School Personnel. This ~~preparation plan~~ must include mentoring and a minimum of one (1) classroom observation per month ~~until certified while teaching under the alternative authorization.~~ The plan must include annual progress goals that must be met for annual renewal. (3-20-04)

**bii.** ~~Prior to entering the classroom, †~~The candidate must complete eight (8) to sixteen (16) weeks of accelerated study in education pedagogy prior to the end of the first year of authorization. The number of required weeks will be specified in the consortium developed plan. (3-20-04)

**eiii.** ~~At the time of authorization the C~~candidate must enroll in will and work toward completion of the alternative route preparation program through a participating college/university or other state board approved certification program, and the employing school district. A teacher must attend, participate in, and successfully complete an individualized alternative route preparation program as one (1) of the conditions for annual renewal and to receive a recommendation for full certification. (3-20-04)

**div.** The participating college/university or other state board approved certification program shall provide procedures to assess and credit equivalent knowledge, dispositions and relevant life/work experiences. (3-20-04)

**ev.** Prior to entering the classroom, the candidate shall meet or exceed the state qualifying score on appropriate state-approved content, pedagogy, or performance assessment. (3-20-04)

**04503. NON-TRADITIONAL ROUTE TO TEACHER CERTIFICATION.**

An individual may acquire interim certification as found in Section ~~015-016~~ of these rules through an approved non-traditional route certification program. (3-20-14)

~~**01. Approval of the Program.** The State Board of Education must approve any non-traditional route to teacher certification. The program must include, at a minimum, the following components: (3-20-14)~~

~~**a.** Preassessment of teaching and content knowledge; (4-6-05)~~

~~**b.** An academic advisor with knowledge of the prescribed instruction area; and (4-6-05)~~

~~**c.** Exams of pedagogy and content knowledge. (4-6-05)~~

**02a. Eligibility.** Individuals who possess a bachelor's degree or higher from an accredited institution of higher education may utilize this non-traditional route to an interim Idaho Teacher Certification. (3-20-14)

**PLANNING, POLICY AND GOVERNMENTAL AFFAIRS**  
**NOVEMBER 30, 2015**

---

**03b. Requirements for Completion.** To complete this non-traditional route, the individual must: (3-20-14)

**ai.** Complete a Board approved program; (4-6-05)

**bii.** Pass the Board approved pedagogy and content knowledge exams; and (4-6-05)

**eiii.** Complete the Idaho Department of Education Criminal History Check. (4-6-05)

**04c. Interim Certificate.** Upon completion of the certification process described herein, the individual will be awarded an interim certificate from the State Department of Education's Bureau of Certification and Professional Standards. ~~The term of the interim certification shall be three (3) years.~~ During the term of the interim certificate, teaching by the individual must be done in conjunction with a two (2) year ~~a~~ teacher mentoring program approved by the Board. The individual must complete the mentoring program during the term of the interim certificate. In the case where teachers start their mentoring program in the third year of their interim certificate, they must apply to the State Department of Education Teacher Certification Department for a waiver to complete the final year of their mentoring program for full certification. All laws and rules governing the fully certificated teachers with respect to conduct, discipline and professional standards shall apply to individuals teaching under any Idaho certificate including an interim certificate. (3-20-14)

**05d. Interim Certificate Not Renewable.** Interim certification hereunder is only available on a one (1) time basis per individual. It will be the responsibility of the individual to obtain a full Idaho ~~Teacher Certification~~ Educator Credential during the three (3) year interim certification term. (4-6-05)

**06e. Types of Certificates and Endorsements.** The non-traditional route may be used for first-time certification, subsequent certificates, and additional endorsements. (3-20-14)

~~046. (RESERVED)~~

**04704. ALTERNATIVE AUTHORIZATION - PUPIL PERSONNEL SERVICES.**

The purpose of this alternative authorization is to allow Idaho school districts to request endorsement/certification when a position requiring the Pupil Personnel Services certificate cannot be filled with someone who has the correct endorsement/certification. The exception to this rule is the Interim School Nurse endorsement and the Interim Speech Language Pathologist endorsement. The requirements for these endorsements are ~~already~~ defined in Subsections ~~02715.04 and 027.08 respectively,~~ of these rules. The alternate authorization is valid for one (1) year and may be renewed for two (2) additional years with evidence of satisfactory progress toward completion of an approved alternative route preparation program. Interim certification is valid for not more than three (3) years total. (4-11-15)

~~01. Term of Validity. Alternative authorization in this area is valid for three (3) years and will be reviewed annually and is nonrenewable.~~ (4-2-08)

**02a. Initial Qualifications.** The applicant must complete the following: (4-2-08)

**ai.** Prior to application, a candidate must hold a ~~Masters~~ master's degree and hold a current Idaho license from the Bureau of Occupational Licenses in the area of desired certification; and (4-2-08)

**bii.** The employing school district must provide supportive information attesting to the ability of the candidate to fill the position. (4-2-08)

**03b. Alternative Route Preparation Program.** (4-2-08)

**ai.** The candidate must work toward completion of the alternative route preparation program through a participating college/university and the employing school district. The alternative route preparation program must include annual progress goals. (4-2-08)

**PLANNING, POLICY AND GOVERNMENTAL AFFAIRS**  
**NOVEMBER 30, 2015**

---

**bii.** The candidate must complete a minimum of nine (9) semester credits annually to be eligible for extension of up to a total of three (3) years. (4-2-08)

**eiii.** The participating college/university or the State Department of Education will provide procedures to assess and credit equivalent knowledge, dispositions, and relevant life/work experiences. (4-2-08)

**div.** The candidate must meet all requirements for the endorsement/certificate as provided herein. (4-2-08)

**05.** Alternate Authorization Renewal. Interim certification based on alternate route as provide for in these rules is only available on a one (1) time basis per individual. It will be the responsibility of the individual to obtain a full Idaho Educator Credential during the three (3) year interim certification term. Annual renewal shall be based on the school year and satisfactory progress toward completion of the applicable alternate authorization requirements. ( )

**048043. -- 059. (RESERVED)**

**060. APPLICATION PROCEDURES / PROFESSIONAL DEVELOPMENT.**

**01. Application for Idaho Certificate.** To obtain, renew, or reinstate an Idaho certificate, the applicant will submit an application on a form supplied by the State Department of Education or the State Division of Professional-Technical Education. (3-16-04)

**02. State Board of Education Requirements for Professional Growth.** (4-1-97)

**a.** Credits taken for recertification must be educationally related to the professional development of the applicant. (4-1-97)

**i.** Credits must be specifically tied to content areas and/or an area of any other endorsement; or (5-8-09)

**ii.** Credits must be specific to pedagogical best practices or for administrative/teacher leadership; or (4-2-08)

**iii.** Credits must be tied to a specific area of need designated by district administration. (4-2-08)

**b.** Graduate or undergraduate credit will be accepted for recertification. Credit must be college transferable and completed through an accredited college or university. (4-1-97)

**c.** All requests for equivalent inservice training to apply toward recertification must be made through the State Department of Education upon recommendation of the board of trustees consistent with the State Department of Education guidelines. Individuals holding Professional-Technical Specialist Certificates must receive State Division of Professional-Technical Education approval of inservice training and course work prior to applying for renewal. (3-16-04)

**d.** At least fifteen (15) hours of formal instruction must be given for each hour of inservice credit granted. (4-1-97)

**e.** Recertification credits may not be carried over from one (1) recertification period to the next. (4-1-97)

**f.** Certificated personnel teaching in subjects outside their major area of preparation will be

**PLANNING, POLICY AND GOVERNMENTAL AFFAIRS**  
**NOVEMBER 30, 2015**

---

encouraged to complete the courses required for major certification endorsement. (4-1-97)

**g.** All credits gained through coursework taken during the validity period of the certificate and commencing prior to September 1, 2008 shall be accepted toward recertification. (5-8-09)

**h.** An appeals process, developed by the State Department of Education in conjunction with the Professional Standards Commission, shall be available to applicants whose credits submitted for recertification, in part or as a whole, are rejected for any reason if such denial prevents an applicant from renewing an Idaho certificate. An applicant whose credits submitted for recertification are rejected, in part or as a whole, within six (6) months of the expiration of the applicant's current certification shall be granted an automatic appeal and a temporary certification extension during the appeal or for one (1) year, whichever is greater. (5-8-09)

**03. State Board of Education Professional Development Requirements.** (4-1-97)

**a.** Districts will have professional development plans. (4-1-97)

**b.** All certificated personnel will be required to complete at least six (6) semester hours or the equivalent within the five (5) year period of validity of the certificate being renewed. (4-1-97)

**c.** At least three (3) semester credits will be taken for university or college credit. Verification will be by official transcript. (4-1-97)

**(BREAK IN CONTINUITY OF SECTIONS)**

**078. -- 089099. (RESERVED)**

~~**090. INTERSTATE CERTIFICATION COMPACT**~~

~~Idaho participates in the Interstate Agreement of Qualification of Education Personnel. This agreement applies equally to teachers entering Idaho from another compact member state and to teachers entering another compact member state from Idaho. The compact applies to classroom teachers only. Trades and industries teachers are not covered by the agreement. (Section 33-4104, Idaho Code) (4-1-97)~~

~~**091. -- 099. (RESERVED)**~~

**100. OFFICIAL VEHICLE FOR APPROVING TEACHER EDUCATION PROGRAMS.** (Section 33-114, Idaho Code) (4-1-97)

**01. The Official Vehicle for the Approval of Teacher Education Programs.** The official vehicle for the approval of teacher education programs ~~will be~~ the Council for the Accreditation of Educator Preparation (CAEP) ~~and the~~ approved Idaho Standards for the Initial Certification of Professional School Personnel. The Idaho Standards are based upon the accepted national standards for educator preparation and include state-specific, core teaching requirements. The State Department of Education will transmit to the head of each Idaho college or department of education a copy of all revisions to the Idaho Standards for the Initial Certification of Professional School Personnel. Such revisions will take effect and must be implemented within a period not to exceed two (2) years after notification of such revision. (3-12-14)

~~**012. Approval of the Program Non-traditional Teacher Preparation Program.** The State Board of Education must approve ~~any~~ all non-traditional route to teacher certification programs. The programs must include, at a minimum, the following components: (3-20-14)~~

~~**a.** Pre-assessment of teaching and content knowledge; (4-6-05)~~

~~**b.** An academic advisor with knowledge of the prescribed instruction area; and (4-6-05)~~

**PLANNING, POLICY AND GOVERNMENTAL AFFAIRS**  
**NOVEMBER 30, 2015**

---

c. Exams of pedagogy and content knowledge. (4-6-05)

e. Be aligned to the Idaho Standards for the Initial Certification of Professional School Personnel. ( )

**023. Reference Availability.** The Idaho Standards for the Initial Certification of Professional School Personnel, incorporated by reference in Subsection 004.01, are available for inspection on the Office of the State Board of Education's website at [www.boardofed.idaho.gov](http://www.boardofed.idaho.gov). (3-29-12)

**034. Continuing Approval.** (3-29-12)

**a.** The state of Idaho will follow the ~~National~~ Council for Accreditation of ~~Teacher Education~~ Educator Preparation (NCATE)-(CAEP) model by which institutions shall pursue continuing approval through a full program review every seven (7) years. The full program review shall be based upon the Idaho Standards for Initial Certification of Professional School Personnel. (3-29-12)

**b.** The state of Idaho will additionally conduct focused reviews of state-specific, core teaching requirements in the interim, not to exceed every third year following the full program review. (3-29-12)

c. All approved non-traditional teacher preparation programs will be reviewed for continued approval on the same schedule as traditional teacher preparation programs. Reviews will include determination of continued alignment with the approved Idaho Standards for the Initial Certification of Professional School Personnel and effectiveness of program completers. ( )

**045. Payment Responsibilities for Teacher Preparation Program Reviews.** The Professional Standards Commission is responsible for Idaho teacher preparation program reviews, including assigning responsibility for paying for program reviews. To implement the reviews, it is necessary that: (4-6-05)

**a.** The Professional Standards Commission pay for all ~~in~~-state review team expenses for on-site teacher preparation reviews from its budget. (4-6-05)

**b.** Requesting institutions pay for all ~~out-of-state~~ other expenses related to on-site teacher preparation program reviews, including the standards review. (4-6-05)

**PLANNING, POLICY AND GOVERNMENTAL AFFAIRS**  
**NOVEMBER 30, 2015**

---

**SUBJECT**

Pending Rule – Docket No. 08-0203-1505, Advanced Opportunities

**REFERENCE**

February 2015	Board amended Board policy III.Y. Advanced Opportunities, redefining Tech Prep as Technical Competency Credit
August 13, 2015	Board approved proposed rule amendments to IDAPA 08.02.02 changing the name and definition of Tech Prep to Technical Competency Credit

**APPLICABLE STATUTE, RULE, OR POLICY**

Idaho State Board of Education Governing Policies and Procedures, III.Y. Advanced Opportunities.  
Idaho Administrative Code, IDAPA 08.02.03 – Rules Governing Thoroughness

**BACKGROUND/DISCUSSION**

In 2014 Board and institution staff worked together to bring forward an amendment to Board policy III.Y. Advanced Opportunities, these amendments included clarifying dual credit standards (academic and professional-technical) and redefining what was once called “Tech Prep” to “Technical Competency Credit.” Like Tech Prep, Technical Competency Credit allows secondary students to document proficiency in the skills and abilities they develop in approved high school professional-technical programs to be evaluated for postsecondary transcription at a later date.

IDAPA 08.02.03 as part of the definition of Advance Opportunities used the term “Tech Prep,” the proposed amendment would update the term as Technical Competency Credit and provide a definition for Technical Competency Credit that would replace the existing Tech Prep definition.

**IMPACT**

Approval of the proposed rule IDAPA 08.02.03.007 and 009 will bring the rule into alignment with Board policy III.Y.

**ATTACHMENTS**

Attachment 1 – Pending Rule – Docket No. 08-0203-1505

Page 3

**STAFF COMMENTS AND RECOMMENDATIONS**

Proposed rules have a 21 day comment period prior to becoming pending rules. Based on received comments and Board direction, changes may be made to proposed rules prior to entering the pending stage. If approved, pending rules will be submitted to the Department of Administration for publication in the Idaho Administrative Rules Bulletin for consideration by the legislature. Pending rules

**PLANNING, POLICY AND GOVERNMENTAL AFFAIRS**  
**NOVEMBER 30, 2015**

---

become effective at the end of the legislative session in which they are submitted if they are not rejected by the Legislature.

We received no comments during the 21 day public comment period. There have been no changes to the rule between the proposed and pending rule.

**BOARD ACTION**

I move to approve Pending Rule – Docket No. 08-0203-1505, Advanced Opportunities, as submitted in Attachment 1.

Moved by \_\_\_\_\_ Seconded by \_\_\_\_\_ Carried Yes \_\_\_\_\_ No \_\_\_\_\_



**PLANNING, POLICY AND GOVERNMENTAL AFFAIRS**  
**NOVEMBER 30, 2015**

---

**IDAPA 08**  
**TITLE 02**  
**CHAPTER 03**

**08.02.03 - RULES GOVERNING THOROUGHNESS**

**007. DEFINITIONS A - G.**

**01. Achievement Standards.** Define “below basic,” “basic,” “proficient,” and “advanced” achievement levels on the Idaho Standards Achievement Tests (ISAT) and “beginning,” “advanced beginning,” “intermediate,” “early fluent” and “fluent” on the Idaho English Language Assessment (IELA) by setting scale score cut points. These cut scores are paired with descriptions of how well students are mastering the material in the content standards. These descriptions are called performance level descriptors or PLDs, and are provided by performance level, by content area, and by grade. (4-2-08)

**02. Advanced Opportunities.** Are defined as Advanced Placement courses, Dual Credit courses, ~~Tech~~ Prep Technical Competency Credit, or International Baccalaureate programs. (4-11-06)

**03. Advanced Placement® (AP) - College Board.** The Advanced Placement Program is administered by the College Board at <http://www.collegeboard.com>. AP students may take one (1) or more college level courses in a variety of subjects. AP courses are not tied to a specific college curriculum, but rather follow national College Board curricula. While taking the AP exam is optional, students can earn college credit by scoring well on the national exams. It is up to the discretion of the receiving college to accept the scores from the AP exams to award college credit or advanced standing. (4-11-06)

**04. All Students.** All students means all public school students, grades K-12. (4-11-06)

**05. Alternative Assessment (Other Ways of Testing).** Any type of assessment in which students create a response to a question rather than choose a response from a given list, as with multiple-choice or true/false. Alternative assessments can include short-answer questions, essays, oral presentations, exhibitions, and portfolios. (4-5-00)

**06. Assessment.** The process of quantifying, describing, or gathering information about skills, knowledge or performance. (4-5-00)

**07. Assessment Standards.** Statements setting forth guidelines for evaluating student work, as in the “Standards for the Assessment of Reading and Writing.” (4-5-00)

**08. Asynchronous Course.** An online course in which an online platform is used to deliver all curricula. The majority of communication exchanges occur in elapsed time and allow students and teachers to participate according to their schedule. Asynchronous courses do not prohibit the use of a paraprofessional, certificated staff or other staff member being present at the physical location during instructional periods where instruction takes place, such as a school computer lab. (4-4-13)

**09. Authentic.** Something that is meaningful because it reflects or engages the real world. An “authentic task” asks students to do something they might really have to do in the course of their lives, or to apply certain knowledge or skills to situations they might really encounter. (4-5-00)

**10. Basic Educational Skills Training.** Instruction in basic skills toward the completion/attainment of a certificate of mastery, high school diploma, or GED. (4-5-00)

**11. Classic Texts.** Literary or other works (e.g., films, speeches) that have been canonized, either

**PLANNING, POLICY AND GOVERNMENTAL AFFAIRS**  
**NOVEMBER 30, 2015**

---

continuously or intermittently, over a period of time beyond that of their initial publication and reception. (4-5-00)

**12. Content Standards.** Describe the knowledge, concepts, and skills that students are expected to acquire at each grade level in each content area. (4-2-08)

**13. Context (of a Performance Assessment).** The surrounding circumstances within which the performance is embedded. For example, problem solving can be assessed in the context of a specific subject (such as mathematics) or in the context of a real-life laboratory problem requiring the use of mathematics, scientific, and communication skills. (4-5-00)

**14. Cooperative Work Experience.** Classroom learning is integrated with a productive, structured work experience directly related to the goals and objectives of the educational program. Schools and participating businesses cooperatively develop training and evaluation plans to guide and measure the progress of the student. School credit is earned for successful completion, and the work may be paid or unpaid. Cooperative work experiences are also known as co-operative education or co-op. (4-5-00)

**15. Criteria.** Guidelines, rules or principles by which student responses, products, or performances, are judged. What is valued and expected in the student performance, when written down and used in assessment, become rubrics or scoring guides. (4-5-00)

**16. Cues.** Various sources of information used by readers to construct meaning. The language cueing systems include the graphophonic (also referred to as graphophonemic) system, which is the relationship between oral and written language (phonics); the syntactic system, which is the relationship among linguistic units such as prefixes, suffixes, words, phrases, and clauses (grammar); and semantic system, which is the study of meaning in language. Reading strategies and language cueing systems are also influenced by pragmatics-the knowledge readers have about the ways in which language is understood by others in their culture. (4-5-00)

**17. “C” Average.** A combined average of courses taken on a four (4) point scale with “C” equal to two (2) points. (4-11-06)

**18. Decode.** (4-5-00)

**a.** To analyze spoken or graphic symbols of a familiar language to ascertain their intended meaning. (4-5-00)

**b.** To change communication signals into messages, as to decode body language. (4-5-00)

**19. Dual Credit.** Dual credit allows high school students to simultaneously earn credit toward a high school diploma and a postsecondary degree or certificate. Postsecondary institutions work closely with high schools to deliver college courses that are identical to those offered on the college campus. Credits earned in a dual credit class become part of the student’s permanent college record. Students may enroll in dual credit programs taught at the high school or on the college campus. (4-11-06)

**20. Emergent Literacy.** Development of the association of print with meaning that begins early in a child’s life and continues until the child reaches the stage of conventional reading and writing. (4-5-00)

**21. Employability Skills.** Work habits and social skills desirable to employers, such as responsibility, communication, cooperation, timeliness, organization, and flexibility. (4-5-00)

**22. Entry-Level Skills.** The minimum education and skill qualifications necessary for obtaining and keeping a specific job; the starting point in a particular occupation or with a certain employer. (4-5-00)

**23. Evaluation (Student).** Judgment regarding the quality, value, or worth of a response, product, or performance based on established criteria, derived from multiple sources of information. Student evaluation and student assessment are often used interchangeably. (4-5-00)

**PLANNING, POLICY AND GOVERNMENTAL AFFAIRS**  
**NOVEMBER 30, 2015**

---

**24. Experiential Education (Application).** Experiential education is a process through which a learner constructs knowledge, skill, and value from direct experiences. (4-5-00)

**25. Exploratory Experience (Similar to a Job Shadow).** An opportunity for a student to observe and participate in a variety of worksite activities to assist in defining career goals. An in-school exploratory experience is a school-based activity that simulates the workplace. (4-5-00)

**26. Fluency.** The clear, rapid, and easy expression of ideas in writing or speaking; movements that flow smoothly, easily, and readily. (4-5-00)

**27. Genre (Types of Literature).** A category used to classify literary and other works, usually by form, technique, or content. Categories of fiction such as mystery, science fiction, romance, or adventure are considered genres. (4-5-00)

**28. Graphophonic/Graphophonemic.** One (1) of three (3) cueing systems readers use to construct texts; the relationships between oral and written language (phonics). (4-5-00)

**008. DEFINITIONS H - S.**

**01. Interdisciplinary or Integrated Assessment.** Assessment based on tasks that measures a student's ability to apply concepts, principles, and processes from two (2) or more subject disciplines to a project, issue, or problem. (4-5-00)

**02. International Baccalaureate (IB) -** Administered by the International Baccalaureate Organization, the IB program provides a comprehensive liberal arts course of study for students in their junior and senior years of high school. IB students take end-of-course exams that may qualify for college credit. Successful completion of the full course of study leads to an IB diploma. (4-11-06)

**03. Laboratory.** A laboratory science course is defined as one in which at least one (1) class period each week is devoted to providing students with the opportunity to manipulate equipment, materials, specimens or develop skills in observation and analysis and discover, demonstrate, illustrate or test scientific principles or concepts. (4-11-06)

**04. Learning Plan.** The plan that outlines a student's program of study, which should include a rigorous academic core and a related sequence of electives in academic, professional-technical education (PTE), or humanities aligned with the student's post graduation goals. (4-11-06)

**05. Narrative.** Text in any form (print, oral, or visual) that recounts events or tells a story. (4-5-00)

**06. Norm-Referenced Assessment.** Comparing a student's performance or test result to performance of other similar groups of students; (e.g., he typed better than eighty percent (80%) of his classmates.) (4-5-00)

**07. On-Demand Assessment.** Assessment that takes place at a predetermined time and place. Quizzes, state tests, SATs, and most final exams are examples of on-demand assessment. (4-5-00)

**08. Performance Assessment.** Direct observation of student performance or student work and professional judgment of the quality of that performance. Good quality performance assessment has pre-established performance criteria. (4-5-00)

**09. Performance-Based Assessment.** The measurement of educational achievement by tasks that are similar or identical to those that are required in the instructional environment, as in performance assessment tasks, exhibitions, or projects, or in work that is assembled over time into portfolio collections. (4-5-00)

**10. Performance Criteria.** A description of the characteristics that will be judged for a task.

**PLANNING, POLICY AND GOVERNMENTAL AFFAIRS**  
**NOVEMBER 30, 2015**

---

Performance criteria may be holistic, analytic trait, general or specific. Performance criteria are expressed as a rubric or scoring guide. Anchor points or benchmark performances may be used to identify each level of competency in the rubric or scoring guide. (4-5-00)

**11. Phonics.** Generally used to refer to the system of sound-letter relationships used in reading and writing. Phonics begins with the understanding that each letter (or grapheme) of the English alphabet stands for one (1) or more sounds (or phonemes). (4-5-00)

**12. Portfolio.** A collection of materials that documents and demonstrates a student's academic and work-based learning. Although there is no standard format for a portfolio, it typically includes many forms of information that exhibit the student's knowledge, skills, and interests. By building a portfolio, students can recognize their own growth and learn to take increased responsibility for their education. Teachers, mentors, and employers can use portfolios for assessment purposes and to record educational outcomes. (4-5-00)

**13. Professional Development.** A comprehensive, sustained, timely, and intensive process to improve effectiveness of teachers and administrators in raising student achievement, which: (4-4-13)

**a.** Aligns with rigorous state academic achievement standards, local educational agency goals, school improvement goals, effective technology integration, and Common Core standards. (4-4-13)

**b.** Utilizes data driven instruction using a thorough review and continual evaluation of data on teacher and student performance to define clear goals and distinct outcomes. (4-4-13)

**c.** Provides opportunities that are individualized enough to meet distinct and diverse levels of need for teachers and administrators. (4-4-13)

**d.** Is facilitated by well-prepared school administrators, coaches, mentors, master teachers, lead teachers, or third-party providers under contract with the State Department of Education, school district, or charter school, and supported by external research, expertise, or resources. (4-4-13)

**e.** Fosters a collective responsibility by educators within the school for improved student performance and develops a professional learning community. (4-4-13)

**14. Print Awareness.** In emergent literacy, a learner's growing awareness of print as a system of meaning, distinct from speech and visual modes of representation. (4-5-00)

**15. Professional-Technical Education.** Formal preparation for semi-skilled, skilled, technical, or paraprofessional occupations, usually below the baccalaureate level. (4-11-06)

**16. Proficiency.** Having or demonstrating a high degree of knowledge or skill in a particular area. (4-5-00)

**17. School-to-Work Transition.** A restructuring effort that provides multiple learning options and seamless integrated pathways to increase all students' opportunities to pursue their career and educational interests. (4-5-00)

**18. Service Learning.** Combining service with learning activities to allow students to participate in experiences in the community that meet actual human needs. Service learning activities are integrated into the academic curriculum and provide structured time for a student to think, talk, or write about what was done or seen during the actual service activity. Service learning provides students with opportunities to use newly acquired skills and knowledge in real-life situations in their communities, and helps foster the development of a sense of caring for others. (4-5-00)

**19. Skill Certificate.** Portable, industry-recognized credential that certifies the holder has demonstrated competency on a core set of performance standards related to an occupational cluster area. Serving as a signal of skill

**PLANNING, POLICY AND GOVERNMENTAL AFFAIRS**  
**NOVEMBER 30, 2015**

---

mastery at benchmark levels, skill certificates may assist students in finding work within their community, state, or elsewhere. A National Skills Standards Board is presently charged with issuing skill voluntary standards in selected occupations based on the result of research and development work completed by twenty-two (2) contractors. (4-5-00)

**20. Standards.** Statements about what is valued in a given field, such as English language arts, and/or descriptions of what is considered quality work. See content standards, assessment standards, and achievement standards. (4-2-08)

**21. Standardization.** A set of consistent procedures for constructing, administering and scoring an assessment. The goal of standardization is to ensure that all students are assessed under uniform conditions so the interpretation of performance is comparable and not influenced by differing conditions. Standardization is an important consideration if comparisons are to be made between scores of different individuals or groups. (4-5-00)

**22. Standards-Based Education.** Schooling based on defined knowledge and skills that students must attain in different subjects, coupled with an assessment system that measures their progress. (4-5-00)

**23. Structured Work Experience.** A competency-based educational experience that occurs at the worksite but is tied to the classroom by curriculum through the integration of school-based instruction with worksite experiences. Structured work experience involves written training agreements between school and the worksite, and individual learning plans that link the student's worksite learning with classroom course work. Student progress is supervised and evaluated collaboratively by school and worksite personnel. Structured work experience may be paid or unpaid; may occur in a public, private, or non-profit organization; and may or may not result in academic credit and/or outcome verification. It involves no obligation on the part of the worksite employer to offer regular employment to the student subsequent to the experience. (4-5-00)

**24. Student Learning Goals (Outcomes).** Statements describing the general areas in which students will learn and achieve. Student learning goals typically reflect what students are expected to know by the time they leave high school, such as to read and communicate effectively; think critically and solve problems; develop positive self-concept, respect for others and healthy patterns of behavior; work effectively in groups as well as individually; show appreciation for the arts and creativity; demonstrate civic, global and environmental responsibility; recognize and celebrate multicultural diversity; exhibit technological literacy; have a well-developed knowledge base which enhances understanding and decision making, and demonstrate positive problem solving and thinking skills. (4-5-00)

**25. Synchronous Course.** A course in which the teacher and students interact at the same time. May be applied to both traditional and technology based courses. (3-29-12)

**009. DEFINITIONS T - Z.**

**01. ~~Teeh Prep~~ Technical Competency Credit.** ~~Teeh Prep~~ Technical competency credit is a sequenced program of study that allows secondary students to document proficiency in the skills and abilities they develop in approved high school professional-technical programs to be evaluated for postsecondary transcription at a later date. combines at least two (2) years of secondary and two (2) years of postsecondary education. It is designed to help students gain academic knowledge and technical skills, and often earn college credit for their secondary coursework. Programs are intended to lead to an associate's degree or a certificate in a specific career field, and ultimately, to high wage, high skill employment or advanced postsecondary training. Technical Competency Credits are awarded for skills and competencies identified as eligible through an agreement with at least one Idaho postsecondary institution. Eligible skills and competencies are included as part of a high school professional-technical program and approved by the postsecondary institution through the agreement in advance to student participation. (4-11-06)( )

**02. Technology Education.** A curriculum for elementary, middle, and senior high schools that integrates learning about technology (e.g., transportation, materials, communication, manufacturing, power and energy, and biotechnology) with problem-solving projects that require students to work in teams. Many technology education classrooms and laboratories are well equipped with computers, basic hand tools, simple robots, electronic devises, and other resources found in most communities today. (4-5-00)

**PLANNING, POLICY AND GOVERNMENTAL AFFAIRS**  
**NOVEMBER 30, 2015**

---

**03. Total Quality Management.** A systematic approach to standardizing and increasing the efficiency of internal systems and processes, whether in a business or a school, using statistical and management tools for continuous improvement. Emphasis is on documenting effective processes, committing to meet customers' needs and sharing decision making. (3-15-02)

**04. Transferable Skills.** Skills that are inter-changeable among different jobs and workplaces. For example, the ability to handle cash is a skill one could use as both a restaurant cashier and a bank teller. The ability to problem solve or work as a team member is transferable among most jobs and workplaces. (4-11-06)

**05. 2+2 or 4+2.** A planned, streamlined sequence of academic and professional-technical courses which eliminates redundancies between high school and community college curricula; 2+2 is high school years eleven (11) and twelve (12) and community college years thirteen (13) and fourteen (14); 4+2 is high school years nine (9), ten (10), eleven (11), and twelve (12) and community college years thirteen (13) and fourteen (14). (4-11-06)

**06. Unique Student Identifier.** A number issued and assigned by the State Department of Education to each student currently enrolled or who will be enrolled in an Idaho local education agency to obtain data. (5-8-09)

**07. Writing Process.** The many aspects of the complex act of producing written communication; specifically, planning, drafting, revising, editing, and publishing. (4-5-00)

**08. Word Recognition.** (4-5-00)

**a.** The quick and easy identification of the form, pronunciation, and appropriate meaning of a word previously met in print or writing; (4-5-00)

**b.** The process of determining the pronunciation and some degree of meaning of a word in written or printed form. (4-5-00)

**PLANNING, POLICY AND GOVERNMENTAL AFFAIRS**  
**AUGUST 13, 2015**

---

**SUBJECT**

Proposed Rule IDAPA 08.02.03.105, Rules Governing Thoroughness – Graduation Requirement

**REFERENCE**

August 2013	Board approved a temporary and proposed rule amendments requiring the transcription of credits earned in middle school that meet certain criteria.
November 2013	Board approved pending rules changes to IDAPA 08.02.03.105.05 Middle School requiring the transcription of credits earned in middle school that meet certain criteria.
November 2014	Board approved pending rules suspending the proficiency requirements for student's graduating in 2017 and the movement of the ISAT to the 11 <sup>th</sup> grade (rejected by the 2015 legislature).
February 2015	Board was updated on the rejection of the pending rule amending IDAPA 08.02.03.105
May 2015	Board received in-service on different forms and uses of student assessments.
April 2015	Board approve a temporary rule clarifying the teacher requirements for middle level courses that are eligible to be transcribed for high school content and credit requirements.
August 2015	Board approved proposed rule amendments to IDAPA 08.02.03 regarding the transcription of credits earned in middle school, the proficiency graduation requirement, and the alternate routes for meeting the proficiency requirement.

**APPLICABLE STATUTE, RULE, OR POLICY**

IDAPA 08.02.03, Rules Governing Thoroughness, subsection 105.

**BACKGROUND/DISCUSSION**

The proposed amendments address three (3) separate issues that are contained in the same section of Idaho Administrative Code, IDAPA 08.02.03, subsection 105 - Graduation Requirements. These include the transcription of middle level (school) credits to a student's high school transcript, the Idaho Standards Achieve Test (ISAT) graduation proficiency requirements, and the alternate paths to graduation for those students that do not meet the proficiency requirement to graduate.

In 2013 the Board approved changes to IDAPA 08.02.03.105.05 allowing students who complete a course meeting the following criteria to have the credit for that course transcribed to their high school transcript:

- Student received a "C" or higher

**PLANNING, POLICY AND GOVERNMENTAL AFFAIRS**  
**AUGUST 13, 2015**

---

- Course meets the same standards as the transcribed high school course
- Teacher is properly certified and highly qualified to teach the course

Since the rules adoption, Board staff have received several calls from parents requesting their student's grades not be transcribed, as they believe it would impact their student's high school grade point average negatively. In addition to the parent's request, Board staff have received a request from the Pocatello School District requesting a waiver of the administrative rule for the same reason. Rather than waive the rule, staff has determined that an amendment allowing for the parents' choice, would be a more appropriate long term solution. In April 2015 the Board approved temporary rule changes to provide this clarification. The temporary rule was necessary at the time to provide schools with clarification prior to the end of the school year. The proposed amendment regarding this issue will incorporate the language already approved by the Board as the temporary rule.

As part of the transition to the ISAT by Smarter Balance (administered by AIR) the Board had approved changes to the graduation proficiency requirement, these changes in part moved the grade level requirement from grade ten (10) to grade eleven (11), exempted those students graduating in 2016 and 2017 from having to show proficiency on the assessment to graduate and allowed those students who showed proficiency in grade nine (9) to bank their scores. The exemption for those students graduating in 2016 has been in place since 2014. During the 2015 legislative session, the pending rule exempting students graduating in 2017 as well as moving the assessment to grade eleven (11), was rejected. The proposed changes to address this issue would remove the language allowing students who show proficiency in grade nine (9) to bank their scores and would add language that would exempt those students who will graduate in 2017 from having to show proficiency to graduate.

During the transition to the new version of the ISAT, additional students who do not meet the traditional requirements to qualify for an alternate route to graduation but are eligible to use an alternate route to graduation due to not scoring proficient by the end of grade 11, are using their district's alternate routes in order to graduate. This has brought more attention to the alternate routes developed by the school districts and the need for additional language that addresses common concerns that have been observed by Board staff who receive the plans from the districts. Proposed amendments to this section would include; removing the requirement that the student must go through an appeals process with the school district or charter school first, even though eligibility has already been established; clarifying language regarding submittal vs. approval of the school district plans prior to implementation by the school district; clarification that multiple measures does not mean single measures in multiple paths, the measures must be in addition to standard school district or state graduation requirements; and a requirement that the school districts provide documentation/rational of how they determined the multiple measures demonstrate grade ten (10) proficiency.



**PLANNING, POLICY AND GOVERNMENTAL AFFAIRS**  
**AUGUST 13, 2015**

---

**IMPACT**

Approval of the proposed rule will address several outstanding issues with the current language that were caused in part by the partial rejection of the pending rule approved by the Board in 2014.

**ATTACHMENTS**

Attachment 1 –Proposed Rule IDAPA 08.02.03.105

Page 5

**STAFF COMMENTS AND RECOMMENDATIONS**

Board staff worked with the stakeholder organizations in the development of the final language of this rule. All parties were in agreement with the proposed language.

Proposed rules have a 21 day comment period prior to becoming pending rules. Based on received comments and Board direction, changes may be made to proposed rules prior to entering the pending stage. If approved, pending rules will be submitted to the Department of Administration for publication in the Idaho Administrative Rules Bulletin for consideration by the legislature. Pending rules become effective at the end of the legislative session in which they are submitted if they are not rejected by the Legislature.

We received one (1) comment during the 21 day public comment period. The comment was regarding the reference to the teacher qualification for transcribing middle school credits to the high school transcript. The proposed changes refers to a teacher qualified to teach high school courses, the suggestion was to specify what that was. This comment was not incorporated, the requirements for teaching secondary courses are specified in IDAPA 08.02.02, including them in this section as well could create confusion in the future if one section was changed and not the other or would require both sections to be changed each time there was a change in the certification requirements. It is customary to not duplicate requirements or definition in separate sections of rule for this reason.

There have been no changes to the rule between the proposed and pending rule.

**BOARD ACTION**

I move to approve Pending Rule – Docket No. 08-0203-1507, as submitted in Attachment 1.

Moved by \_\_\_\_\_ Seconded by \_\_\_\_\_ Carried Yes \_\_\_\_\_ No \_\_\_\_\_

THIS PAGE INTENTIONALLY LEFT BLANK

**PLANNING, POLICY AND GOVERNMENTAL AFFAIRS**  
**AUGUST 13, 2015**

---

**IDAPA 08**  
**TITLE 02**  
**CHAPTER 03**

**08.02.03 - RULES GOVERNING THOROUGHNESS**

**105. HIGH SCHOOL GRADUATION REQUIREMENTS.**

A student must meet all of the requirements identified in this section before the student will be eligible to graduate from an Idaho high school. The local school district or LEA may establish graduation requirements beyond the state minimum. (5-8-09)

**01. Credit Requirements.** The State minimum graduation requirement for all Idaho public high schools is forty-six (46) credits and must include twenty-nine (29) credits in core subjects as identified in Paragraphs 105.01.c. through 105.01.i. (3-12-14)

**a. Credits.** (Effective for all students who enter the ninth grade in the fall of 2010 or later.) One (1) credit shall equal sixty (60) hours of total instruction. School districts or LEA's may request a waiver from this provision by submitting a letter to the State Department of Education for approval, signed by the superintendent and chair of the board of trustees of the district or LEA. The waiver request shall provide information and documentation that substantiates the school district or LEA's reason for not requiring sixty (60) hours of total instruction per credit. (3-29-10)

**b. Mastery.** A student may also achieve credits by demonstrating mastery of a subject's content standards as defined and approved by the local school district or LEA. (3-29-10)

**c. Secondary Language Arts and Communication.** Nine (9) credits are required. Eight (8) credits of instruction in Language Arts. Each year of Language Arts shall consist of language study, composition, and literature and be aligned to the Idaho Content Standards for the appropriate grade level. One (1) credit of instruction in communications consisting of oral communication and technological applications that includes a course in speech, a course in debate, or a sequence of instructional activities that meet the Idaho Speech Content Standards requirements. (3-29-10)

**d. Mathematics.** Six (6) credits are required. Secondary mathematics includes Applied Mathematics, Business Mathematics, Algebra, Geometry, Trigonometry, Fundamentals of Calculus, Probability and Statistics, Discrete Mathematics, and courses in mathematical problem solving and reasoning. AP Computer Science, Dual Credit Computer Science, and Dual Credit Engineering courses may also be counted as a mathematics credit if the student has completed Algebra II standards. Students who choose to take AP Computer Science, Dual Credit Computer Science, and Dual Credit Engineering may not concurrently count such courses as both a math and science credit. (3-12-14)

i. Students must complete secondary mathematics in the following areas: (3-12-14)

(1) Two (2) credits of Algebra I or courses that meet the Idaho Algebra I Content Standards as approved by the State Department of Education; (3-29-10)

(2) Two (2) credits of Geometry or courses that meet the Idaho Geometry Content Standards as approved by the State Department of Education; and (3-29-10)

(3) Two (2) credits of mathematics of the student's choice. (3-29-10)

ii. Two (2) credits of the required six (6) credits of mathematics must be taken in the last year of high school in which the student intends to graduate. For the purposes of this subsection, the last year of high school shall include the summer preceding the fall start of classes. Students who return to school during the summer or the following fall of the next year for less than a full schedule of courses due to failing to pass a course other than math

**PLANNING, POLICY AND GOVERNMENTAL AFFAIRS**  
**AUGUST 13, 2015**

---

are not required to retake a math course as long as they have earned six (6) credits of high school level mathematics. (3-12-14)

iii. Students who have completed six (6) credits of math prior to the fall of their last year of high school, including at least two (2) semesters of an Advanced Placement or dual credit calculus or higher level course, are exempt from taking math during their last year of high school. High School math credits completed in middle school shall count for the purposes of this section. (3-12-14)

e. Science. Six (6) credits are required, four (4) of which will be laboratory based. Secondary sciences include instruction in applied sciences, earth and space sciences, physical sciences, and life sciences. Up to two (2) credits in AP Computer Science, Dual Credit Computer Science, and Dual Credit Engineering may be used as science credits. Students who choose to take AP Computer Science, Dual Credit Computer Science, and Dual Credit Engineering may not concurrently count such courses as both a math and science credit. (3-12-14)

i. Secondary sciences include instruction in the following areas: biology, physical science or chemistry, and earth, space, environment, or approved applied science. Four (4) credits of these courses must be laboratory based. (3-29-10)

f. Social Studies. Five (5) credits are required, including government (two (2) credits), United States history (two (2) credits), and economics (one (1) credit). Courses such as geography, sociology, psychology, and world history may be offered as electives, but are not to be counted as a social studies requirement. (3-29-10)

g. Humanities. Two (2) credits are required. Humanities courses include instruction in visual arts, music, theatre, dance, or world language aligned to the Idaho content standards for those subjects. Other courses such as literature, history, philosophy, architecture, or comparative world religions may satisfy the humanities standards if the course is aligned to the Idaho Interdisciplinary Humanities Content Standards. (3-29-10)

h. Health/Wellness. One (1) credit is required. Course must be aligned to the Idaho Health Content Standards. Effective for all public school students who enter grade nine (9) in Fall 2015 or later, each student shall receive a minimum of one (1) class period on psychomotor cardiopulmonary resuscitation (CPR) training as outlined in the American Heart Association (AHA) Guidelines for CPR to include the proper utilization of an automatic external defibrillator (AED) as part of the Health/Wellness course. (3-12-14)

i. Students participating in one (1) season in any sport recognized by the Idaho High School Activities Association or club sport recognized by the local school district, or eighteen (18) weeks of a sport recognized by the local school district may choose to substitute participation up to one (1) credit of physical education. Students must show mastery of the content standards for Physical Education in a format provided by the school district. (4-1-15)

**02. Content Standards.** Each student shall meet locally established subject area standards (using state content standards as minimum requirements) demonstrated through various measures of accountability including examinations or other measures. (3-29-10)

**03. College Entrance Examination.** (Effective for all public school students who enter grade nine (9) in Fall 2012 or later.) (3-12-14)

a. A student must take one (1) of the following college entrance or placement examinations before the end of the student's eleventh grade year: SAT, ACT, or Compass. A student who misses the statewide administration of the college exam during the student's grade eleven (11) for one (1) of the following reasons, may take the examination during their grade twelve (12) to meet this requirement: (3-12-14)

i. Transferred to an Idaho school district during grade eleven (11); (3-12-14)

ii. Was homeschooled during grade eleven (11); or (3-12-14)

iii. Missed the spring statewide administration of the college entrance exam dates for documented

**PLANNING, POLICY AND GOVERNMENTAL AFFAIRS**  
**AUGUST 13, 2015**

---

medical reasons. (3-12-14)

**b.** A student may elect an exemption in grade eleven (11) from the college entrance exam requirement if the student is: (3-12-14)

i. Enrolled in a special education program and has an Individual Education Plan (IEP) that specifies accommodations not allowed for a reportable score on the approved tests; (3-12-14)

ii. Enrolled in a Limited English Proficient (LEP) program for three (3) academic years or less; or (3-12-14)

iii. Enrolled for the first time in grade twelve (12) at an Idaho high school after the fall statewide administration of the college entrance exam. (4-1-15)

**c.** Students who are eligible to take an alternate assessment may take the ACCUPLACER Placement exam during their senior year to meet the college entrance exam graduation requirement. (3-12-14)

**04. Senior Project.** A student must complete a senior project by the end of grade twelve (12). The project must include a written report and an oral presentation. Additional requirements for a senior project are at the discretion of the local school district or LEA. (3-12-14)

**05. Middle School.** A student will have met the high school content and credit area requirement for any high school course if: the requirements outlined in subsections 105.05.1. through 105.05.c. of this rule are met. (4-1-15)( )

**a.** The student completes such course with a grade of C or higher before entering grade nine (9); (3-12-14)

**b.** The course meets the same content standards that are required in high school for the same course; and (3-12-14)( )

**c.** The course is taught by a teacher properly ~~certificated~~ certified teacher to teach high school content and who meets the federal definition of highly qualified for the course being taught. (3-12-14)( )

**d.** The student shall be given a grade for the successful completion of that course and such grade and the number of credit hours assigned to the course shall be transferred to the student's high school transcript. Notwithstanding this requirement, the student's parent or guardian shall be notified in advance when credits are going to be transcribed and may elect to not have the credits and grade transferred to the student's high school transcript. Courses taken in middle school appearing in the student's high school transcript, pursuant to this subsection, shall count for the purpose of high school graduation. However, the student must complete the required number of credits in all high school core subjects as identified in Subsections 105.01.c. through 105.01.h. except as provided in 105.01.d.iii. The transcribing high school is required to verify the course(s) meet(s) the requirements specified in subsection 105.05.a. through 105.05.c. of this rule. (3-12-14)( )

**06. Proficiency.** Each student must achieve a proficient or advanced score on the grade ten (10) Idaho Standards Achievement Test (ISAT) in math, reading and language usage in order to graduate unless specifically exempted from doing so as contained herein. Students who will graduate in 2016 and who received a proficient or advanced score on the grade ten (10) ISAT while in grade nine (9) may bank the score for purposes of meeting their graduation requirement. A student who does not attain at least a proficient score prior to graduation may appeal to the school district or LEA, and will be given an opportunity to demonstrate proficiency of the content standards through some other locally established plan. School districts or LEAs shall adopt an alternate plan and provide notice of that plan to all students who have not achieved a proficient or advanced score on the Grade 10 grade ten (10) Idaho Standards Achievement Test by the fall semester of the student's junior year. All locally established alternate plans used to demonstrate proficiency shall be forwarded to the State Board of Education for review and information. Alternate plans that are not in conformance with the requirements of subsection 106.b. shall be returned to the LEA and must be resubmitted. Alternate plans must be promptly re-submitted to the Board whenever changes are made in

**PLANNING, POLICY AND GOVERNMENTAL AFFAIRS**  
**AUGUST 13, 2015**

---

such plans. LEA must provide a descriptive summary of how each measure is aligned to the grade ten (10), or higher, state content standards and shows students proficiency. The Board may request plans are submitted in a common format or additional information as necessary to determine plans are in conformance with these rules.

(3-12-14)

a. Before entering an alternate ~~measure~~plan, the student must be: (4-2-08)

i. Enrolled in a special education program and have an Individual Education Plan (IEP); or (3-20-04)

ii. Enrolled in an Limited English Proficient (LEP) program for three (3) academic years or less; or  
(3-20-04)

iii. Enrolled in the fall semester of the senior year. (3-20-04)

b. The alternate plan must: (4-7-11)

i. Contain multiple measures of student achievement, if alternate paths are available to the student within the LEA's alternate plan, each path must contain multiple measures; ~~(4-7-11)~~( )

ii. Be aligned at a minimum to tenth grade state content standards; (4-7-11)

iii. Be aligned to the state content standards for the subject matter in question; (4-7-11)

iv. Be valid and reliable; ~~and~~ ~~(4-7-11)~~( )

v. Ninety percent (90%) of the alternate plan criteria must be based on academic proficiency and performance; (4-7-11)

vi. At least one (1) measure must utilize an externally-created, validated assessment as the evaluation tool; and ( )

vii. Measures may not be duplicative of the State or LEA's standard graduation requirements. ( )

c. A student is not required to achieve a proficient or advanced score on the ISAT if: (5-8-09)

i. The student received a proficient or advanced score on an exit exam from another state that requires a standards-based exam for graduation. The state's exit exam must approved by the State Board of Education and must measure skills at the tenth grade level and be in comparable subject areas to the ISAT; (5-8-09)

ii. The student completes another measure established by a school district or LEA and received by the Board as outlined in Subsection 105.06; or (3-29-10)

iii. The student has an IEP that outlines alternate requirements for graduation or adaptations are recommended on the test; (5-8-09)

iv. The student is considered an LEP student through a score determined on a language proficiency test and has been in an LEP program for three (3) academic years or less; (5-8-09)

v. The student will graduate in 2017 and completed the grade ten (10) ISAT in math, reading and language usage in 2015. ( )

d. Those students who will graduate in 2016 and have not received a proficient or advanced score on the ISAT in grade nine (9), will be required to complete an alternative plan for graduation, as designed by the district, including the elements prescribed in Subsection 105.06.b. and may enter the alternate path prior to the fall of their senior year. (3-12-14)

**PLANNING, POLICY AND GOVERNMENTAL AFFAIRS**  
**AUGUST 13, 2015**

---

**07. Special Education Students.** A student who is eligible for special education services under the Individuals With Disabilities Education Improvement Act must, with the assistance of the student's Individualized Education Program (IEP) team, refer to the current Idaho Special Education Manual for guidance in addressing graduation requirements. (4-11-06)

**08. Foreign Exchange Students.** A foreign exchange student may be eligible for graduation by completing a comparable program as approved by the school district or LEA. (4-11-06)

THIS PAGE INTENTIONALLY LEFT BLANK



**PLANNING, POLICY AND GOVERNMENTAL AFFAIRS**  
**NOVEMBER 30, 2015**

---

**UNIVERSITY OF IDAHO**

**SUBJECT**

Pending Rule – Docket No. 08-0501-1501, Rules Governing Seed and Plant Certification.

**REFERENCE**

May 14, 2014	Board approved seed certification standards and temporary and proposed rule, IDAPA 08.05.01, Rules Governing Seed and Plant Certification - as presented.
August 14, 2014	Board approved pending rule, IDAPA 08.05.01.
April 16, 2015	Board approved amendment to seed certification standards.
May 20, 2015	Board approved temporary rule amendments to IDAPA 08.05.01 incorporating amended seed certification standards.
August 13, 2015	Board approved proposed rule changes to IDAPA 08.05.01 incorporating amended seed certification standards.

**APPLICABLE STATUTE, RULE, OR POLICY**

Title 22 Chapter 15, specifically Sections 22-1504 and 22-1505, Idaho Code.  
Idaho Administrative Code, IDAPA 08.05.01, Rules Governing Seed and Plant Certification.

**BACKGROUND/DISCUSSION**

During the 2014 calendar year, the University of Idaho and the Board took action to address compliance within statutory requirements related to certification of seeds, tubers, plants and plant parts in the state of Idaho as contained in the Seed and Plant Certification Act of 1959 (Idaho Code Title 22 Chapter 15). The Board's action entailed incorporating into Board rules, by reference, the existing published Standards for Certification of the Idaho Crop Improvement Association, Inc. (ICIA). These existing published standards were created through a long established process involving the ICIA Board working in conjunction with committees for the various seed crops, composed of individuals representing the seed growers and processors, to create and then continuously update the standards. Standards, and any revisions to existing standards, are then presented to the Foundation Seed Stock Committee within the Agriculture Experiment Station at the University of Idaho for approval and then presented for approval by the University's Director of the Agriculture Experiment Station.

In 2014, the ICIA standards were incorporated into Board rule exactly as they were published by the ICIA and available to the public through the ICIA web-site. This action brought the standards into compliance with Idaho Code Sections 22-1504 and 22-1505 (which require promulgation of the seed certification standards under the

**PLANNING, POLICY AND GOVERNMENTAL AFFAIRS**  
**NOVEMBER 30, 2015**

---

Idaho Administrative Procedures Act (IDAPA) process), and did so in a fashion that did not disrupt the crop seed industry which had been operating under the existing standards for over 50 years. This was accomplished by the Board under a temporary and proposed rule such that effective with the initial approval of the Board in May 2014, the seed certification program was in compliance with the IDAPA rule requirements.

Following the incorporation of the rules into Administrative Rule, the ICIA reviewed its published standards and determined that a significant portion of the materials published on the website fall outside of the standards and are more accurately defined as processes. To address this, ICIA has created separate documents each for the actual standards and for the processes that are used for establishing whether the standards are met for a particular crop. The Board approved the amended standards at the April 15-16, 2015 Board meeting and approved a temporary rule at the May 20, 2015 Special Board meeting, incorporating those standards by reference into IDAPA 08.02.05.

**IMPACT**

Approval of the amendment as a proposed rule will allow the rule to move forward through the rulemaking process, making the changes permanent.

**ATTACHMENTS**

Attachment 1 – Proposed Rule – IDAPA 08.05.01	Page 5
Attachment 2 – Standards for Seed and Plant Certification	Page 9

**STAFF COMMENTS AND RECOMMENDATIONS**

The rule was originally run as a temporary rule to allow for the updated standards to take effect immediately, and to allow the ICIA to go through their fee setting process to determine if there would be any changes to the fees that are also a part of IDAPA 08.05.01. The ICIA has completed their fee setting process and has determined there would be no increase in their fees this year.

Proposed rules have a 21 day comment period prior to becoming pending rules. Based on received comments and Board direction, changes may be made to proposed rules prior to entering the pending stage. If approved, pending rules will be submitted to the Department of Administration for publication in the Idaho Administrative Rules Bulletin for consideration by the legislature. Pending rules become effective at the end of the legislative session in which they are submitted if they are not rejected by the Legislature.

We received no comments during the 21 day public comment period. There have been no changes to the rule between the proposed and pending rule.

**PLANNING, POLICY AND GOVERNMENTAL AFFAIRS  
NOVEMBER 30, 2015**

---

**BOARD ACTION**

I move to approve Pending Rule – Docket No. 08-0501-1501, as presented in Attachment 1.

Moved by \_\_\_\_\_ Seconded by \_\_\_\_\_ Carried Yes \_\_\_\_\_ No \_\_\_\_\_

THIS PAGE INTENTIONALLY LEFT BLANK

**PLANNING, POLICY AND GOVERNMENTAL AFFAIRS  
NOVEMBER 30, 2015**

---

**IDAPA 08  
TITLE 05  
CHAPTER 01**

**08.05.01 - RULES GOVERNING SEED AND PLANT CERTIFICATION**

**1. LEGAL AUTHORITY.**

This chapter is adopted under the authority of Title 22, Chapter 15, Idaho Code. (4-6-15)

**2. TITLE AND SCOPE.**

**1. Title.** The title of this chapter is IDAPA 08.05.01, "Rules Governing Seed and Plant Certification," by Idaho Crop Improvement Association, Inc. (4-6-15)

**2. Scope.** These rules shall govern the standards and procedures for the certification of seeds, tubers, plants, or plant parts in the state of Idaho by the Regents of the University of Idaho through the Idaho Agricultural Experiment Station in the College of Agricultural and Life Sciences and its duly authorized agent, Idaho Crop Improvement Association, Inc., as an agent and instrumentality and servant of the State. (4-6-15)

**3. WRITTEN INTERPRETATIONS.**

In accordance with Section 67-5201(19)(b)(iv), Idaho Code, any written interpretations of the rule of this chapter will be made available at the Idaho State Board of Education office. (4-6-15)

**4. ADMINISTRATIVE APPEAL.**

There is no provision for administrative appeals before the Board under this chapter. Hearing and appeal rights are set forth in Title 67, Chapter 52, Idaho Code. (4-6-15)

**5. INCORPORATION BY REFERENCE.**

The following documents are incorporated by reference into this rule. The Idaho Seed and Plant Certification Standards are adopted by the Idaho Crop Improvement Association. Copies of the following documents may be obtained from the Idaho Crop Improvement Association, Inc. website at <http://www.idahocrop.com/index.aspx>, or from the Idaho Crop Improvement Association, Inc. office. (4-6-15)

**1. ~~General Seed Certification Standards~~ Prohibited Noxious Seed in Idaho Certified Seed.** The ~~standard for Prohibited Noxious Seed in Idaho Certified Seed~~ General Seed Certification Standards of the Idaho Crop Improvement Association, Inc., as last modified and approved on ~~February 25, 2014~~ March 17, 2015. (4-6-15)

**2. Seed Certification Fee & Application Schedule.** The Seed Certification Fee and Application Schedule of the Idaho Crop Improvement Association, Inc., as last modified and approved on July 11, 2014. (4-6-15)

**3. ~~Interagency Certification Regulations and Procedures.~~** The ~~Interagency Certification Regulations and Procedures of the Idaho Crop Improvement Association, Inc., as last modified and approved on April 6, 2006.~~ (4-6-15)

**4.3. ~~Idaho Alfalfa Certification Regulations in Idaho Standards.~~** The ~~Idaho Alfalfa Certification Regulations Standards~~ adopted by the Idaho Crop Improvement Association, Inc., as last modified and approved on ~~April 6~~ March 17, 2015. (4-6-15)

**5.4. ~~Idaho Beans Certification Regulations in Idaho Standards.~~** The ~~Idaho Beans Certification Regulations Standards~~ adopted by the Idaho Crop Improvement Association, Inc., as last modified and approved on ~~December 12, 2009~~ March 17, 2015. (4-6-15)

**6.5. ~~Idaho Red Clover Certification Regulations in Idaho Standards.~~** The ~~Idaho Red Clover Certification Regulations Standards~~ adopted by the Idaho Crop Improvement Association, Inc., as amended and approved on ~~April 6, 2006~~ March 17, 2015. (4-6-15)

**7.6. ~~Idaho Chickpea (Garbanzo Beans) Certification Regulations in Idaho Standards.~~** The ~~Idaho Chickpea (Garbanzo Beans) Certification Regulations Standards~~ adopted by the Idaho Crop Improvement Association, Inc., as amended and approved on ~~April 6, 2006~~ March 17, 2015. (4-6-15)

**PLANNING, POLICY AND GOVERNMENTAL AFFAIRS**  
**NOVEMBER 30, 2015**

---

**8.7. Idaho Grain Certification Regulations in Idaho Standards.** The Idaho Grain Certification Regulations Standards adopted by the Idaho Crop Improvement Association, Inc., as amended and approved on ~~March 10, 2014~~ March 17, 2015. (4-6-15)

**9.8. Idaho Grass Seed Certification Regulations in Idaho Standards.** The Idaho Grass Seed Certification Regulations Standards adopted by the Idaho Crop Improvement Association, Inc., as amended and approved on ~~March 10, 2014~~ March 17, 2015. (4-6-15)

**10.9. Canola, Mustard and Idaho Rapeseed/Canola/Mustard Certification Regulations in Idaho Standards.** The Idaho Rapeseed/Canola/Mustard and Rapeseed-Certification Standards Regulations adopted by the Idaho Crop Improvement Association, Inc., as amended and approved on ~~January 29, 2014~~ March 17, 2015. (4-6-15)

**11.10. Rules of Certification for Seed Idaho Potatoes Certification Standards in Idaho.** The Rules of Certification for Seed Potatoes Idaho Potato Certification Standards adopted by the Idaho Crop Improvement Association, Inc., as amended and approved on ~~April 21, 2014~~ March 17, 2015. (4-6-15)

**12.11. Pre-Variety Germplasm Certification Regulations in Idaho.** The Pre-variety Germplasm Certification Regulations adopted by the Idaho Crop Improvement Association, Inc., as amended and approved ~~April 11, 2014~~ March 17, 2015. (4-6-15)

**12. Miscellaneous Crop Idaho Lentil Certification Regulations in Idaho Standards.** The Miscellaneous Crop Idaho Lentil Certification Regulations Standards adopted by the Idaho Crop Improvement Association, Inc., as amended and approved ~~April 6, 2006~~ March 17, 2015. (T )

**13. Idaho Blue Flax Certification Standards.** The Idaho Blue Flax Certification Standards adopted by the Idaho Crop Improvement Association, Inc., as amended and approved March 17, 2015. (T )

**14. Idaho Milkvech Certification Standards.** The Idaho Milkvech Certification Standards adopted by the Idaho Crop Improvement Association, Inc., as amended and approved March 17, 2015. (T )

**15. Idaho Pea Certification Standards.** The Idaho Pea Certification Standards adopted by the Idaho Crop Improvement Association, Inc., as amended and approved March 17, 2015. (T )

**16. Idaho Sanfoin Certification Standards.** The Idaho Sanfoin Certification Standards adopted by the Idaho Crop Improvement Association, Inc., as amended and approved March 17, 2015. (T )

**17. Idaho Birdsfoot Trefoil Certification Standards.** The Idaho Birdsfoot Trefoil Certification Standards adopted by the Idaho Crop Improvement Association, Inc., as amended and approved March 17, 2015. (T )

**18. Idaho White Clover Certification Standards.** The Idaho White Clover Certification Standards adopted by the Idaho Crop Improvement Association, Inc., as amended and approved March 17, 2015. (T )

**19. Idaho Penstemon Certification Standards.** The Idaho Penstemon Certification Standards adopted by the Idaho Crop Improvement Association, Inc., as amended and approved March 17, 2015. (T )

**13. \_\_\_\_\_** (4-6-15)

**6. OFFICE -- OFFICE HOURS -- MAILING ADDRESS AND STREET ADDRESS.**

**1. Physical Addresses.** The main office of the Idaho Crop Improvement Association, Inc. is located at 429 SW 5th Avenue, Suite 105, Meridian, ID 83642. The branch offices are located at: 1680 Foote Drive, Idaho Falls, ID 83402; 5920 N Government Way, Suite 10, Dalton Gardens, ID 83815; 2283 Wright Avenue, Suite C, Twin Falls, ID 83303. (4-6-15)

**PLANNING, POLICY AND GOVERNMENTAL AFFAIRS**  
**NOVEMBER 30, 2015**

---

**2. Office Hours.** Office hours are 8 a.m. to 5 p.m., Mountain Time, Monday through Friday, except holidays. These office hours apply to each branch. (4-6-15)

**3. Mailing Addresses.** The mailing address for the Idaho Crop Improvement Association, Inc. main office is 429 SW 5th Avenue, Suite 105, Meridian, ID 83642. The branch offices mailing addresses are: 1680 Foote Drive, Idaho Falls, ID 83402; 5920 N Government Way, Suite 10, Dalton Gardens, ID 83815; 2283 Wright Avenue, Suite C, Twin Falls, ID 83303. (4-6-15)

**4. Telephone Numbers.** The telephone number for the Idaho Crop Improvement Association, Inc. main office is (208) 884-8225. The telephone numbers for the branches are: Idaho Falls (208) 522-9198; Dalton Gardens (208) 762-5300; Twin Falls (208) 733-2468. (4-6-15)

**5. Fax Numbers.** The fax number for the Idaho Crop Improvement Association Inc. main office is (208) 884-4201. The fax numbers for the branches are: Idaho Falls (208) 529-4358; Dalton Gardens (208) 762-5335; Twin Falls (208) 733-4803. (4-6-15)

**6. PUBLIC RECORDS ACT COMPLIANCE.**

These rules are public records available for inspection and copying at the Idaho Crop Improvement Association Inc., and the State Law Library. (4-6-15)

**7. -- 009. (RESERVED)**

**10. DEFINITIONS.**

In addition to the definitions set forth in Title 22, Chapter 15, Idaho Code, the definitions found in the standards of the Idaho Crop Improvement Association, Inc., incorporated by reference in Section 004 of these rules, shall apply to these rules. (4-6-15)

**11. (RESERVED)**

**12. APPLICABILITY.**

These rules shall apply to all seeds, tubers, plants, or plant parts located in, imported into, or exported from the state

THIS PAGE INTENTIONALLY LEFT BLANK



Idaho Alfalfa Certification Standards

Land Requirements:

- A. Breeder seed for the production of foundation seed shall be planted on land on which no alfalfa was grown or planted during the four (4) years prior to the one in which the present stand was planted.
- B. Foundation seed for the production of registered seed shall be planted on land on which no alfalfa was grown or planted during the three (3) years prior to the one in which the present stand was planted.
- C. Breeder, foundation, or registered seed for the production of certified seed shall be planted on land on which no alfalfa was grown or planted during the year prior to the one in which the present stand was planted.

This requirement is lengthened to three (3) years for non-GMO alfalfa being planted after GMO alfalfa production. A pre-plant inspection is required.

- D. For foundation, registered and certified the land must be free from volunteer plants as determined by field inspection at time seeding is established.
- E. At least two (2) years must elapse between destruction of varieties of dissimilar adaptation (varieties which differ by four (4) or more points on a dormancy rating scale as reported by the National Alfalfa Variety Review Board) and establishment of a new stand for the production of seed for certification.

Isolation Requirements:

A field producing foundation, registered or certified seed must have the minimum isolation distance from fields of any other variety or fields of the same variety that do not meet the varietal purity requirements for certification as given in the following table:

<b>CLASSES</b>	<b>Fields of less than 5 Acres</b>	<b>Fields of more than 5 Acres</b>
Foundation	900 feet	600 feet
Registered	450 feet	300 feet
Certified	330 feet	165 feet

**PLANNING, POLICY AND GOVERNMENTAL AFFAIRS  
NOVEMBER 30, 2015**

Different generation of same variety	10 feet	10 feet
GMO Fields from Non-GMO	900 feet	900 feet

3. For Certified Class Only.  
When the isolation zone (which is calculated by multiplying the length of the common border with other varieties of alfalfa by the average width of the certified field falling within 165 feet isolation distance requirement) is less than 10% for the entire field, no isolation is required.

This calculation does not apply to GMO fields adjacent to conventional fields.

4. Volunteer Plants.  
Volunteer plants may be cause for rejection or reclassification of a seed field.
5. Fields producing foundation class seed will be rejected if more than two flowering plants, per acre of production, of the same species are found within the isolation zone.

Field Standards:

Factor	Maximum permitted in each class		
	Foundation	Registered	Certified
Red Clover	1/1000	1/1000	1/200
Sweet Clover-Plants	None <sup>1</sup>	10/acre	10/acre
Other varieties*	None	None	1.00%

\*Other varieties shall be considered to include off-type plants and plants that can be differentiated from the variety that is being inspected.

<sup>1</sup>None tolerance means none found during the normal inspection procedures.

**PLANNING, POLICY AND GOVERNMENTAL AFFAIRS  
NOVEMBER 30, 2015**

Seed Standards:

<b>Factor</b>	<b>Standards for each class</b>		
	<b>Foundation White Tag</b>	<b>Registered Purple Tag</b>	<b>Certified Blue Tag</b>
Pure Seed (Min.)	99.0%	99.0%	99.0%
Other Crops (Max.)	.1%	.1%	.25%
Sweet Clover (Max.)	None	45/lb	90/lb
Inert Matter (Max.)	1.0%	1.0%	1.0%
Weed Seed (Max.)	.1%	.2%	.25%
Noxious Weeds*	None <sup>2</sup>	None	None
Objectionable Weeds (Max.) <sup>1</sup>	None	None	18/lb
Total Germination (Min.)	80.0%	80.0%	85.0%

\*Noxious Weeds, See Prohibited Noxious Weed List.

<sup>1</sup>Blue Flowering Lettuce, Buckhorn, Halogeton, Medusa Head Rye, Perennial Ragweed, Povertyweed, Wild Oats.

<sup>2</sup>None tolerance means none found during the normal inspection procedures.

Idaho Bean Certification Standards

Land Requirements.

- A. A field, to be eligible for the production of foundation, registered and/or certified beans shall not have been planted to beans for one (1) year unless the previous crop was under certification and of the same variety and class.
- B. A field on which Bacterial Blight has been found will not be eligible to grow certified beans until it has been cropped two (2) years to crops other than beans.

Field Standards:

Factor	Maximum permitted in each class		
	Foundation	Registered	Certified
Other Varieties	None <sup>1</sup>	0.05%	0.10%
Other Crops (inseparable)	None	0.05%	0.10%
Anthracnose, Bacterial Bean Blights, Wilt and Brown Spot	None	None	None
Bean Common Mosaic Virus and Bean Common Mosaic Necrosis Virus	None	.5%	1.0%
Inseparable Noxious Weeds (must be controlled)	None	None	None

<sup>1</sup>None tolerance means none found during the normal inspection procedures.

**PLANNING, POLICY AND GOVERNMENTAL AFFAIRS  
NOVEMBER 30, 2015**

Seed Standards.

<b>Factor</b>	<b>Standards for each class</b>		
	<b>Foundation White Tag</b>	<b>Registered Purple Tag</b>	<b>Certified Blue Tag</b>
Pure Seed (Min.)	99.0%	99.0%	99.0%
Other Crops or Varieties (Max.)	None <sup>4</sup>	None	.00125%
Inert Matter (Max.) <sup>1</sup>	1.0%	1.0%	1.0%
Splits and Cracks (Max.) <sup>1, 1a</sup>	1.0%	1.0%	1.0%
Weed Seeds (Max.)	None	None	0.1%
Noxious Weeds <sup>2</sup>	None	None	None
Objectionable Weeds <sup>3</sup>	None	None	None
Germination (Min.)	85.0%	85.0%	85.0%

<sup>1</sup>The total defects and damage in combination with inert shall not exceed 2%, splits and cracks. Except as noted in footnote 1a, the maximum defects allowed will be 3% in these designated market classes. Inert matter cannot consist of more than 0.05% foreign material (soil or rock).

<sup>1a</sup>A maximum of 2% splits and cracks will be allowed in the following market classes: Navy, Kidney, and Yellow Eye. All other tolerances apply where applicable.

<sup>2</sup>Noxious weeds – See Prohibited Noxious Seed List

<sup>3</sup>Blue Flowering Lettuce, Buckhorn, Halogeton, Medusa Head Rye, Perennial Ragweed, Povertyweed, Wild Oats, and nightshade berry.

<sup>4</sup>None tolerance means none found during the normal inspection procedures.

**PLANNING, POLICY AND GOVERNMENTAL AFFAIRS  
NOVEMBER 30, 2015**

Idaho Birdsfoot Trefoil Certification Standards

Land Requirements:

- A. Breeder seed for the production of foundation seed shall be planted on land on which no Birdsfoot Trefoil was grown or planted during the five (5) years prior to the one in which the present stand was planted.
- B. Foundation seed for the production of registered seed shall be planted on land on which no Birdsfoot Trefoil was grown or planted during the four (4) years prior to the one in which the present stand was planted.
- C. Foundation, registered and/or certified seed for the production of certified seed shall be planted on land on which no Birdsfoot Trefoil was grown or planted during the three (3) years prior to the one in which the present stand was planted.

Isolation Requirements:

A field producing foundation, registered or certified seed must have the minimum isolation distance from fields of any other variety or fields of the same variety that do not meet the varietal purity requirements for certification, as given in the following table:

<b>CLASSES</b>	<b>Fields of less than 5 Acres</b>	<b>Fields of more than 5 Acres</b>
Foundation	1320 feet	1320 feet
Registered	660 feet	330 feet
Certified	330 feet	165 feet
Different generation of the same variety	10 feet	10 feet

**PLANNING, POLICY AND GOVERNMENTAL AFFAIRS  
NOVEMBER 30, 2015**

Field Standards:

<b>Factor</b>	<b>Maximum permitted in each class</b>		
	<b>Foundation</b>	<b>Registered</b>	<b>Certified</b>
Sweet Clover-Plants	None	None	80/acre
Other varieties*	.1%	.25%	1.0%

\*Other varieties shall be considered to include off-type plants and plants that can be differentiated from the variety that is being inspected.

Seed Standards:

<b>Factor</b>	<b>Standards for each class</b>		
	<b>Foundation</b>	<b>Registered</b>	<b>Certified</b>
	<b>White Tag</b>	<b>Purple Tag</b>	<b>Blue Tag</b>
Pure Seed (Min.)	99.0%	99.0%	98.0%
Other Crops (Max.)	.1%	.1%	1.0%
Sweet Clover (Max.)	None	90/lb	180/lb
Inert Matter (Max.)	1.0%	1.0%	2.0%
Weed Seed (Max.)	.1%	.2%	.25%
Noxious Weeds*	None	None	None
Objectionable Weeds <sup>1</sup> (Max.)	None	None	18/lb
Total Germination (Min.)	80.0%	80.0%	85.0%

\*Noxious weeds - See Prohibited Noxious Seed List.

<sup>1</sup>Blue Flowering Lettuce, Buckhorn, Halogeton, Medusa Head Rye, Perennial Ragweed, Povertyweed, Wild Oats.

Idaho Blue Flax Certification Standards

Land Requirements:

- A. Breeder seed for the production of foundation seed shall be planted on land on which no Blue-flax was grown or planted during the five (5) years prior to the one in which the present stand is planted.
- B. Foundation seed for the production of registered seed shall be planted on land on which no perennial flax was grown or planted during the four (4) years prior to the one in which the present stand is planted.
- C. Foundation, registered and/or certified seed for the production of certified seed shall be planted on land on which no perennial flax was grown or planted during the three (3) years prior to the one in which the present stand was planted.
- D. For foundation, registered and certified seed the land must be free from volunteer plants as determined by field inspection at time seeding is established.

Isolation Requirements:

A field producing foundation, registered or certified seed must have the minimum isolation distance from fields of any other variety or fields of the same variety that do not meet the varietal purity requirements for certification, as given in the following table:

<b>CLASSES</b>	<b>Fields of less than 5 Acres</b>	<b>Fields of more than 5 Acres</b>
Foundation	1320 feet	1320 feet
Registered	660 feet	330 feet
Certified	330 feet	165 feet
Different Generation of the Same Variety	165 feet	165 feet



**PLANNING, POLICY AND GOVERNMENTAL AFFAIRS  
NOVEMBER 30, 2015**

Field Standards:

Factor	Maximum permitted in each class		
	Foundation	Registered	Certified
Sweet Clover-Plants	None	None	80/acre
Other Varieties*	0.02%	0.05%	0.1%

\*Other varieties shall be considered to include off-type plants and plants that can be differentiated from the variety that is being inspected.

IV. Seed Standards.

Factor	Standards for each class		
	Foundation White Tag	Registered Purple Tag	Certified Blue Tag
Pure Seed (Min.)	99%	99%	98%
Other Crops (Max.)	.05%	.1%	.2%
Sweet Clover (Max.)	None	90/lb	180/lb
Inert Matter (Max.)	1.0%	1.0%	2.0%
Weed Seed (Max.)	.1%	.2%	.2%
Noxious Weeds*	None	None	None
Objectionable Weeds <sup>1</sup> (Max.)	None	None	18/lb
Total Germination (Min.)	80%	80%	80%

\*Noxious Weeds - See Prohibited Noxious Seed List.

<sup>1</sup>Blue Flowering Lettuce, Buckhorn, Halogeton, Medusa Head Rye, Perennial Ragweed, Povertyweed, Wild Oats.

**PLANNING, POLICY AND GOVERNMENTAL AFFAIRS  
NOVEMBER 30, 2015**

Idaho Chickpea Certification Standards

Land Requirements:

- A. A field, to be eligible for the production of foundation, registered and/or certified chickpeas, shall not have been planted to chickpeas for three (3) years unless the previous crop was under certification and of the same variety and class of certified seed.
- B. A field on which *Ascochyta Blight (Ascochyta Rabiei)* has been found will not be eligible to grow certified chickpeas until it has been cropped five (5) years to crops other than chickpeas.

Isolation Requirements:

Field(s) producing Foundation, Registered, and Certified must have the minimum isolation distances from fields of any other variety or fields of the same variety that do not meet the varietal purity requirements for certification as given in the following table:

<u>Classes</u>	<u>Minimum Distance</u>
Foundation	100 feet
Registered	50 feet
Certified	25 feet
Same Variety Different Class	3 feet

Fields producing foundation, registered and/or certified chickpeas adjacent to chickpea fields found contaminated with *Ascochyta Blight* during the current growing season will be rejected.

Field Standards:

<b>Factor</b>	<b>Maximum permitted in each class</b>		
	<b>Foundation</b>	<b>Registered</b>	<b>Certified</b>
Other Varieties	None	5 plants/acre	5 plants/acre
Other Crops (Inseparable)	None	None	None
<i>Ascochyta Rabiei</i> – Blight <sup>1</sup>	None	None	None
Noxious Weeds <sup>2</sup>	None	None	None

**PLANNING, POLICY AND GOVERNMENTAL AFFAIRS  
NOVEMBER 30, 2015**

None tolerance means none found during normal inspection procedures.

<sup>1</sup> Ten plants per acre will be allowed in certified class of tolerant varieties.

<sup>2</sup>Noxious weeds: See Prohibited Noxious Seed List.

Seed Standards:

Factor	Standards for each class		
	Foundation White Tag	Registered Purple Tag	Certified Blue Tag
Pure Seed (Min.)	99%	99%	99%
Other Crops (Max.) <sup>* 1</sup>	None	None	2/lb
Inert Matter (Max.) <sup>*</sup>	1%	1%	1%
Weed Seed (Objectionable) <sup>2</sup>	None	None	2/lb
<i>Ascochyta Rabiei</i> - Blight <sup>3</sup>	None	None	None
Noxious Weeds <sup>2</sup>	None	None	None
Germination (Min.)	85%	85%	85%

\*The total of inert matter and other crops in combination shall not exceed 2%. None tolerance means none found during normal inspection procedures.

<sup>1</sup> No Austrian pea, rye, or vetch permitted.

<sup>2</sup> Nightshade berries or noxious weeds are not allowed.

<sup>3</sup> All classes of seed shall be treated with a chemical specifically approved by the EPA at the labeled rate for control of *Ascochyta* Blight.

**PLANNING, POLICY AND GOVERNMENTAL AFFAIRS  
NOVEMBER 30, 2015**

Idaho Grain Certification Standards

Land Requirements:

- A. Fields producing foundation class seed shall not have produced small grain for two (2) crop years prior, unless of an equal or higher class of the same variety, or unless a seedling inspection is conducted.
- B. Fields producing registered class seed shall not have produced small grain for the previous crop year, and shall not have produced a visually indistinguishable kind of grain for the previous two (2) years, unless of an equal or higher class of the same variety, or unless a seedling inspection is conducted.
- C. Fields producing certified class seed shall not have produced a visually indistinguishable kind of grain for two (2) crop years prior, unless of an equal or higher class of the same variety, or unless a seedling inspection is conducted.

Isolation Requirements:

All rye fields used for the production of certified seed must be isolated by at least 220 feet from fields of any other variety or varieties of rye or fields of the same variety that do not meet the varietal purity requirements for certification.

A 90 foot isolation is required for grains other than rye between different varieties when producing foundation seed.

Field Standards:

Factor	Maximum permitted in each class		
	Foundation	Registered	Certified
Other Distinguishable Varieties*	1/250,000	1/5,000	1/3,000
Other Small Grain	1/250,000	1/10,000	1/3,000
Smut	1/10,000	1/10,000	1/1,000
Rye	None permitted in Wheat, Barley, Oat or Triticale		

None tolerance means none found during the normal inspection procedures.

\*Other varieties shall be considered to include plants that can be differentiated from the variety being inspected. However, other varieties shall not include variations which are characteristic of the variety.

Wild Oats: Scattered wild oats in certified fields must not exceed five (5) plants per acre.

**PLANNING, POLICY AND GOVERNMENTAL AFFAIRS  
NOVEMBER 30, 2015**

Cereal Rye: Fields found to contain cereal rye will be rejected and will not be eligible for reinspection.

Jointed Goatgrass: Fields found to contain jointed goatgrass, and/or its hybrids, will be rejected, and will not be eligible for reinspection. These fields shall be noted in the grower's file, and shall remain ineligible for any further production of certified seed until such time as an approved reclamation procedure is developed and successfully completed.

Seed Standards:

Factor	Standards for each class		
	Foundation White Tag	Registered Purple Tag	Certified Blue Tag
Pure Seed (Min.)	98.0%	98.0%	98.0%
Total Other Crop Seed (max) excluding Other Small Grain	None	.03% or 1/100 gms	.05% or 1/100 gms
Other Varieties or Classes	1/10 lb	1/lb	2/lb
Other Small Grain	No Rye allowed in Wheat, Oat, Barley or Triticale		
Inert Matter (Max.)	2.0%	2.0%	2.0%
Ergot (Max.)	.05%	.05%	.05%
Weed Seed (Max.)	.01%	.01%	.03%
Wild Oats	None	None	None
Noxious Weeds <sup>1</sup>	None	None	None
Objectionable Weeds <sup>2</sup>	None	None	None
Germination (Min.)	85%	85%	85%

<sup>1</sup>Noxious Weeds - See Prohibited Noxious Seed List.

<sup>2</sup>Blue Flowering Lettuce, Buckhorn, Halogeton, Medusa Head Rye, Perennial Ragweed, Povertyweed.

None tolerance means none found during the normal inspection procedures.

When jointed goatgrass, and/or its hybrids, is found in an official seed sample, the field producing that seed lot shall be noted in the grower's file and monitored for jointed goatgrass each subsequent year of production of certified seed.

**Idaho Grass Certification Standards**

**Land Requirements:**

1. A field to be eligible for the production of foundation seed, must not have grown or been seeded to the same species during the previous five (5) years. Upon the approval of the certifying agency, with the use of fumigants and other ground short-term sterilization chemicals, the five (5) year eligibility may be waived to three (3) years.
2. A field to be eligible for the production of registered seed, must not have grown or been seeded to the same species during the previous three (3) years.
3. A field to be eligible for the production of certified seed, must not have grown or been seeded to the same species during the previous three (3) years, except for foundation, registered or certified seed of the same variety, of equal or higher class.
4. Bermudagrass:  
A field to be eligible for the production of foundation seed, must not have grown or been seeded to the same species during the previous five (5) years, and must have included a cultivated crop for three (3) years. A field to be eligible for production of registered or certified seed, must not have grown or been seeded to the same species during the previous three (3) years and must have included a cultivated crop for three (3) years unless the crop was the same variety and passed field inspection for certification.

**PLANNING, POLICY AND GOVERNMENTAL AFFAIRS  
NOVEMBER 30, 2015**

Isolation Requirements:

A seed field of a species to be eligible for the production of foundation, registered or certified seed must be isolated from any other strain or strains of the same species in bloom at the same time in accordance with the requirement given in the following table:

Factor	Minimum Isolation Distance Required (feet)			
	Symbol	Foundation	Registered	Certified
All cross-pollinated species	C	990	330	165
Strains at least 80% apomictic*	A	165	33	16.5
Highly self-fertile species	S	165	33	16.5
Texas Bluegrass Spp.	C	1420	1420	1420

\*Refers to a type of asexual production of seed as in Kentucky Bluegrass.

Bermudagrass:

Fields or portions of fields for certification must be isolated from bermudagrass other than the same variety as follows: foundation - 990 feet; registered - 330 feet; certified - 165 feet.

Field Standards:

Factor	Maximum permitted in each class		
	Foundation	Registered	Certified
Other varieties* and/or other grass species	None <sup>1</sup>	0.5%	2.0%

\*Other varieties shall be considered to include plants that can be differentiated from the variety that is being inspected.

<sup>1</sup>None tolerance means none found during the normal inspection procedures.

Bermuda grass - Field Inspection.

In foundation fields, no off-types or other varieties are permitted, and only 1% by area is permitted in the certified class. Fields must be controlled to prevent seed formation.

**PLANNING, POLICY AND GOVERNMENTAL AFFAIRS  
NOVEMBER 30, 2015**

Seed Standards:

TR = Type of Reproduction F&R = Foundation & Registered F,R&C = Foundation, Registered & Certified		Factors										
		PS = Pure Seed (minimum) %				IM = Inert Matter (maximum) %				OC = Other Crop (maximum) %		
Species	T R	PS		IM		WS <sup>1,11</sup>		OC <sup>2,7</sup>		G	OG	
		F&R	C	F&R	C	F&R	C	F&R	C	F,R&C	F	R
<b>Bluegrass</b>												
Kentucky	A	97	97	3	3	.05	.3	.1	.5	80	1/10	1/1
Merion	A	92	92	8	8	.05	.3	.1	.5 <sup>3</sup>	80	1/10	2/1
Canada	A	96	92	4	8	.05	.3	.1	.5	80	1/10	1/1
Upland	A	96	92	4	8	.05	.3	.1	.5	80		
Sherman (Big)	A	90	90	10	10	.05	.3	.1	.5	70	1/10	1/1
<b>Bromegrass</b>												
Meadow	C	95	95	5	5	.05	.5	.1	.5	85	1/50	10/50
Smooth	C	95	95	5	5	.05	.5	.1	.5	85	1/50	10/50
Bermudagrass	C	97	97	3	3	.10	.20 <sup>4</sup>	.10	.25	85		
<b>Fescue</b>												
Meadow	C	95	97	5	3	.05	.3	.1	.5	85	1/50	10/50
Tall	C	95	97	5	3	.03	.3	.1	.5	F&R 80	C 85	2/50 10/50
Hard	C	95	95	5	5	.05	.3	.1	.5	85	1/50	5/50
Idaho	C	95	95	5	5	.05	.3	.1	.5	70	1/50	5/50
Red	C	95	95	5	5	.05	.3	.1	.5	85	1/50	5/50
Sheep <sup>6</sup>	C	95	95	5	5	.03	.3	.1	.5	80	1/50	1/50
Orchardgrass	C	90	90	10	10	.03	.3	.1	.5	80	3/50	10/50
Ricegrass, Indian	S	95	90	5	10	.3	.5	.5	1.0	80	1/50	5/50
Ryegrass, Perennial (Turf Type)	C	96	97	4	3	.1	.5	.1	.5 <sup>5</sup>	85	1/50	5/50
Tall Oatgrass	C	90	90	10	10	.3	.5	.5	1.0	70		
Timothy	C	97	97	3	3	.1	.5	.1	.5	80	1/50	5/50
<b>Wheatgrass</b>												
Crested	C	95	95	5	5	.1	.5	.5	1.0	80	1/50	5/50
Intermediate	C	95	95	5	5	.1	.5	.5	1.0	80	1/50	5/50
Siberian	C	95	95	5	5	.1	.5	.5	1.0	80	1/50	5/50
Streambank	C	90	90	10	10	.1	.5	.5	1.0	80	1/50	5/50
Tall	C	95	95	5	5	.1	.5	.5	1.0	85	1/50	5/50
Pubescent	C	95	95	5	5	.1	.5	.5	1.0	80	1/50	5/50
Beardless	C	90	90	10	10	.1	.5	.5	1.0	80	1/50	5/50
Western	C	90	90	10	10	.1	.5	.5	1.0	60	1/50	5/50
Bluebunch	C	90	90	10	10	.1	.5	.5	1.0	80	1/50	5/50
Thickspike	C	90	90	10	10	.1	.5	.5	1.0	80	1/50	5/50
Wildrye, Basin	C	90	90	10	10	.3	.5	.5	1.0	80		
Bentgrass	C	98	98	2	2	.3	.4 <sup>8,9</sup>	.2	.6 <sup>10</sup>	85		
Redtop	C	92	92	8	8	.5	.5	.5	2.0	80		
Small Burnett	C	95	95	5	5	.5	.5	1.0	1.0	85		
Slender	C	95	95	5	5	.1	.3	.1	.5	80	1/50	5/50

<sup>1</sup>Grasses eligible to tag shall comply with the kind of limits for primary and secondary noxious weeds as set forth in the Idaho State Seed Law, except for sheep sorrel, and pennycress: none in foundation; 45 per pound for registered; 90 per pound for certified; wild oat, none in foundation; 9 per pound for registered; and 18 per pound for certified.



**PLANNING, POLICY AND GOVERNMENTAL AFFAIRS  
NOVEMBER 30, 2015**

<sup>2</sup>Not to exceed .1% other grass species for foundation or registered seed or .25% for certified except as indicated by (3). Maximum .01% Giant Bermudagrass allowable in foundation.

<sup>3</sup>A 3% tolerance of other Kentucky Bluegrass varieties will be allowed in Merion. (Note: containing minimum 92% Merion). In a Kentucky bluegrass other than Merion, 2% of varieties other than the variety certified will be allowed. In Canada bluegrass 3% Kentucky bluegrass will be permitted.

<sup>4</sup>Maximum .05% of the following specific grasses: Sprangle top, Lovegrass, Sanddrop seed. Maximum seed permitted of Featherfinger/Feathergrass and Rhodegrass - 36 per pound, either alone or in combination.

<sup>5</sup>Acceptable maximum fluorescence allowed is 3% in blue tag turf-type perennial ryegrass and 2% in blue tag annual ryegrass.

<sup>6</sup>Maximum other grass species in certified class is .25%.

<sup>7</sup>Ammonia test is required to determine presence of other fine fescue species in Hard fescue and Sheep fescue.

<sup>8</sup>Blue tag seed shall not contain over 907 seeds per pound, singly or collectively, of the following weeds: Plantago spp., Big Mouse-ear Chickweed, Yarrow, Spotted Cat's ear, and Dandelion.

<sup>9</sup>A maximum of 0.5% weed seed may be allowed in blue tag bentgrass containing silver hairgrass: PROVIDED, that the total of all other weed seed does not exceed 0.4%.

<sup>10</sup>1.5% other fine bentgrasses and 0.5% redtop may be allowed in blue tag bentgrass containing a minimum of 98% total bentgrass.

<sup>11</sup>A tolerance of 0.5% may be allowed of all other weed seeds. Provided, that the total of weedy Bromus Spp. does not exceed 0.30%.

None tolerance means none found during the normal inspection procedures.

**Seed Standards for Sod Quality:**

Variety	Pure Seed (min)	Germination (min)	Other Crop (max)*	Weed Seed (max)***
Merion Kentucky Bluegrass	96%	80%	0.1%**	.02%
Tall Fescue-Turf	98.5%	85%	0.1%	.02%
Other Varieties of Kentucky Bluegrass	97%	80%	0.1%**	.02%
Red Fescue	98%	90%	0.1%	.02%
Perennial Ryegrass	98%	90%	0.1%	.02%
Chewings Fescue	98%	90%	0.1%	.02%

\*Must be free of ryegrass, orchardgrass, timothy, bentgrass, big bluegrass, Poa trivialis, all species

of *Bromus*, reed canarygrass, tall fescue, clover, meadow foxtail, bermudagrass (unless it is crop being tested), Black Medic, Alkaligrass, all of the genus *Puccinellia*.

\*\*Canada Bluegrass .02% - maximum allowable. Red Fescue and Chewings Fescue must be free of Canada Bluegrass.

\*\*Other Kentucky bluegrass - maximum 2%.

\*\*\*Must be free of dock, chickweed, crabgrass, plantain, short-awn foxtail, annual bluegrass, all species of *Bromus*, velvetgrass, rattail fescue, and all weeds prohibited (See Prohibited Noxious Seed List)

Grass varieties eligible for this special sod quality program follow the regular certification specific standards as listed above.

A sod seed analysis certificate based on a 25 gram purity examination and a 10 gram *Poa annua* examination will be issued on eligible seed. Also a distinct sod quality tag will be attached to the container along with the regular certification tag on eligible seed meeting the added requirements of this high quality program.

**PLANNING, POLICY AND GOVERNMENTAL AFFAIRS  
NOVEMBER 30, 2015**

Idaho Lentil Certification Standards

Land Requirements:

A field to be eligible for the production of foundation seed, shall not have been planted to lentils for five (5) years, four (4) years for registered seed, and for certified seed three (3) years unless the previous crop was under certification and of the same variety and class.

Isolation Requirements:

A field producing foundation seed must be at least 300 feet and registered and certified seed at least 20 feet from any other variety or fields of the same variety that do not meet varietal purity requirement for certification.

Field Standards:

Factor	Maximum permitted in each class		
	Foundation	Registered	Certified
Other Varieties*	None	.05%	.10%
Other Crops (inseparable)	None	.05%	.10%

\*Other varieties shall be considered to include plants that can be differentiated from the variety is being inspected. However, other varieties shall not include variations which are characteristic of the variety.

Seed Standards:

Factor	Standards permitted in each class		
	Foundation	Registered	Certified
Pure Seed (min)	99%	99%	99%
Other Crop Seed (max)	.10%	.10%	.10%
Inert Matter (max)	1%	1%	1%
Weed Seed (max)	.05%	.05%	.05%
Noxious Weeds <sup>1</sup>	None	None	None

PLANNING, POLICY AND GOVERNMENTAL AFFAIRS  
NOVEMBER 30, 2015

Objectionable Weeds <sup>2</sup>	None	None	None
Germination (min)	85%	85%	85%

<sup>1</sup>Noxious Weeds - See Prohibited Noxious Seed List

<sup>2</sup>Objectionable Weeds - Blue Flowering Lettuce, Buckhorn, Halogeton, Medusa Head Rye, Perennial Ragweed, Povertyweed.

Idaho Milkvetch Certification Standards

Land Requirements

- A. Breeder seed for the production of foundation seed shall be planted on land on which no Milkvetch was grown or planted during the five (5) years prior to the one in which the present stand was planted.
- B. Foundation seed for the production of registered seed shall be planted on land on which no Milkvetch was grown or planted during the four (4) years prior to the one in which the present stand was planted.
- C. Foundation, registered and/or certified seed for the production of certified seed shall be planted on land on which no Milkvetch was grown or planted during the three (3) years prior to the one in which the present stand was planted.
- D. For foundation, registered and certified seed the land must be free from volunteer plants as determined by field inspection at time the seeding is established.

Isolation Requirements:

A field producing foundation, registered or certified seed must have the minimum isolation distance from fields of any other variety or fields of the same variety that do not meet the varietal purity requirements for certification, as given in the following table:

<b>CLASSES</b>	<b>Fields of less than 5 Acres</b>	<b>Fields of more than 5 Acres</b>
Foundation	1320 feet	1320 feet
Registered	660 feet	330 feet
Certified	330 feet	165 feet
Different generation of same variety	10 feet	10 feet

**PLANNING, POLICY AND GOVERNMENTAL AFFAIRS  
NOVEMBER 30, 2015**

Field Standards:

Factor	Maximum permitted in each class		
	Foundation	Registered	Certified
Sweet Clover-Plants	None	5/acre	10/acre
Other varieties *	.1%	.25%	.5%

\*Other varieties shall be considered to include off-type plants and plants that can be differentiated from the variety that is being inspected.

Seed Standards:

Factor	Standards for each class		
	Foundation White Tag	Registered Purple Tag	Certified Blue Tag
Pure Seed (Min.)	99.0%	99.0%	99.0%
Other Crops <sup>2</sup> (Max.)	.05%	.1%	.5%
Inert Matter <sup>3</sup> (Max.)	1.0%	1.0%	1.0%
Weed Seed (Max.)	.1%	.2%	.2%
Noxious Weeds*	None	None	None
Objectionable Weeds <sup>1</sup> (Max.)	None	None	18/lb
Total Germination (Min.)	80.0%	80.0%	85.0%

\*Noxious weeds - See Prohibited Noxious Seed List.

<sup>1</sup>Blue Flowering Lettuce, Buckhorn, Halogeton, Medusa Head Rye, Perennial Ragweed, Povertyweed, Wild Oats, Curly Dock.

<sup>2</sup>Alfalfa and Sweet Clovers not to exceed 9/lb in foundation, 18/lb in registered and 45/lb in certified.

<sup>3</sup>Inert matter not to contain more than 0.1% root, crown or stem rot, or sclerotia.

**PLANNING, POLICY AND GOVERNMENTAL AFFAIRS  
NOVEMBER 30, 2015**

Idaho Pea Certification Standards

Land Requirements:

A field, to be eligible for the production of foundation, registered and/or certified peas shall not have been planted to peas for five (5) years for foundation and two (2) years for registered and certified classes unless the previous crop was under certification and of the same variety and class.

Isolation Requirements:

The unit of certification shall be a field, or a portion of a field separated from the remainder by a definite boundary not in peas at least five (5) feet wide.

Field Standards:

Factor	Maximum permitted in each class		
	Foundation	Registered	Certified
Other Crops (inseparable)	None	0.05%	0.10%
Other Varieties*	None	0.05%	0.10%

\*Other varieties shall be considered to include off-type plants and plants that can be differentiated from the variety that is being inspected.

Seed Standards:

Factor	Standards for each class		
	Foundation White Tag	Registered Purple Tag	Certified Blue Tag
Pure Seed (Min.)	98.0%	98.0%	98.0%
Other Crop Seeds (Max.)	0.05%	0.25%	0.20%
Inert Matter (Max.)	2.0%	2.0%	2.0%
Weed Seed (Max.)	0.10%	.10%	0.25%
Noxious Weeds <sup>1</sup>	None	None	None
Objectionable Weeds <sup>2</sup>	None	None	None

PLANNING, POLICY AND GOVERNMENTAL AFFAIRS  
NOVEMBER 30, 2015

Germination (Min.)	85.0%	85.0%	85.0%
--------------------	-------	-------	-------

<sup>1</sup>Noxious Weeds - See Prohibited Noxious Seed List

<sup>2</sup>Blue Flowering Lettuce, Buckhorn, Halogeton, Medusa Head Rye, Perennial Ragweed, Povertyweed.



**IDAHO PENSTEMON CERTIFICATION STANDARDS**

Land Requirements:

- A. Breeder (or Generation 0) seed for the production of Foundation (or Generation 1) seed shall be planted on land on which no Penstemon of the same species was grown or planted during the five (5) years prior to the one in which the present stand is planted.
- B. Foundation (Generation 1) seed for the production of Registered (or Generation 2) seed shall be planted on land on which no Penstemon of the same species was grown or planted during the four (4) years prior to the one in which the present stand is planted.
- C. Foundation (G1) and/or Registered (G2) for the production of Certified (G3) shall be planted on land on which no Penstemon of the same species was grown or planted during the three (3) years prior to the one in which the present stand was planted.
- D. For Foundation (G1), Registered (G2) and Certified (G3) seed the land must be free from volunteer plants as determined by field inspection at time seeding is established.

Isolation Requirements:

A field producing Foundation (G1), Registered (G2), or Certified (G3) seed must have the minimum isolation distance from fields of any other variety or fields of the same variety that do not meet the varietal purity requirements for certification, as given in the following table:

<b>CLASSES</b>	<b>ISOLATION DISTANCES</b>
Foundation or (Generation 1)	900 feet
Registered or (Generation 2)	450 feet
Certified or (Generation 3)	165 feet
Different Generation of the Same Variety	Only a distinct separation (fence line, roadway, etc.) is necessary

**PLANNING, POLICY AND GOVERNMENTAL AFFAIRS  
NOVEMBER 30, 2015**

Field Standards:

Maximum permitted in each class in the field			
<b>FACTOR</b>	<b>Foundation G1</b>	<b>Registered G2</b>	<b>Certified G3</b>
Sweet Clover - Plants	None	40/acre	80/acre
Other Varieties*	0.02%	0.05%	0.1%

\*Other varieties shall be considered to include off-type plants and plants that can be differentiated from the variety that is being inspected.

Seed Standards:

<b>FACTOR</b>	<b>Foundation (Generation 1)</b>	<b>Registered (Generation 2)</b>	<b>Certified (Generation 3)</b>
Pure Seed (Min.)	90%	90%	90%
Other Crops (Max.)	0.20%	0.5%	1.0%
Sweet Clover (Max.)	None	90/lb	180/lb
Inert Matter (Max.)	10.0%	10.0%	10.0%
Weed Seed (Max.)	0.1%	0.3%	0.5%
Noxious Weeds*	None	None	None
Objectionable Weeds <sup>1</sup> (Max.)	None	9 per lb.	18 per lb.
Total Viability by TZ (Min.)	80%	80%	80%

\*Noxious Weeds - See Prohibited Noxious Seed List.

<sup>1</sup>Blue flowering lettuce, Buckhorn, Halogeton, Medusahead rye, Perennial ragweed, Poverty weed, Wild Oats

**PLANNING, POLICY AND GOVERNMENTAL AFFAIRS  
NOVEMBER 30, 2015**

Idaho Potato Certification Standards

Land Requirements:

- A. A field will not be eligible to produce certified seed potatoes if Root-Knot Nematode, or Corky Ring Spot has been proven to exist in the field or in potatoes grown in that field.
- B. A field will not be eligible to produce certified seed potatoes if noncertified potatoes or potatoes that have been confirmed to be Bacterial Ring Rot infected by a laboratory test were grown in this field the previous two growing seasons.
- C. A field must have been farmed with a crop other than potatoes immediately following the growing season in which potatoes were disqualified for Bacterial Ring Rot.

Isolation Requirements:

- A. Potatoes entered for certification must be planted at least 20 feet from potatoes not entered for certification.
- B. Seed lots must be separated from each other by at least one row left unplanted or planted to some other crop.

Field Requirements:

- A. Two inspections shall be made for each field entered.
- B. Field Inspection tolerances for 1st and 2nd Inspections

Table 1 - Percentages allowed for 1st inspection<sup>1</sup>

Factor <sup>2</sup>	Generation					
	Nuclear	Gen 1	Gen 2	Gen 3	Gen 4	Gen 5/6
Varietal mixture	0.00	0.00	0.02	0.10	0.25	0.50
Well defined Mosaic	0.00	0.00	0.5	1.00	1.50	2.00
Potato Leafroll	0.00	0.00	0.03	0.05	0.10	0.20
Blackleg <sup>3</sup>	0.00	0.10	0.50	1.00	2.00	.. <sup>4</sup>
PVX	0.00	0.50	2.00			
Total Virus <sup>5</sup>						2.00

**PLANNING, POLICY AND GOVERNMENTAL AFFAIRS  
NOVEMBER 30, 2015**

Table 2 - Percentages allowed for 2nd inspection<sup>1</sup>

Factor <sup>2</sup>	Generation					
	Nuclear	Gen 1	Gen 2	Gen 3	Gen 4	Gen 5/6
Varietal mixture	0.00	0.00	0.01	0.05	0.10	0.20
Well defined Mosaic	0.00	0.00	0.25	0.50	0.75	1.00
Potato Leafroll	0.00	0.00	0.02	0.03	0.08	0.20
Blackleg <sup>3</sup>	0.00	0.10	0.50	1.00	2.00	.. <sup>4</sup>
Total Virus <sup>5</sup>						1.00

<sup>1</sup>Field inspections of Nuclear and Generation 1 seed lots are advisory and all factors are required to be rogued when found in order to maintain the tolerance of 0.00%.

<sup>2</sup>Some diseases may be present in a seed potato lot and not exhibit symptom expression in plants or tubers at the time of a regular inspection.

<sup>3</sup>Determination of blackleg disease is based on a visual plant symptom of an inky black stem originating from the seed tuber. Visible blackleg has no tolerance in Generations 5 and 6 and therefore is not a disqualification factor.

<sup>4</sup>Visible blackleg will not be a disqualification factor in G5 or G6.

<sup>5</sup>Total is the combined percentage of potato leafroll, calico, well defined mosaic and all other viral, viroid and phytoplasmas (including Candidatus Liberibacter). This does not include Potato Virus X (PVX).

**Seed Lot Disqualifying Conditions:**

1. Seed lots or portions thereof may be disqualified for certification because of any condition that interferes with the inspection of the potato plants.
2. Bacterial ring rot, corky ring spot and root-knot nematode are zero tolerance factors. Any seed lot, regardless of generation, shall be rejected from certification at any time when any of these factors is confirmed by laboratory testing.
3. Evidence of failure to remove daughter tubers from rogued hills.

**Recertification Requirements:**

- A. All contact lots on a farming operation shall be ineligible for recertification if any lot of seed on that farming operation is rejected for certification because of bacterial ring rot.
- B. Out-of-state potato stocks to be entered for certification must meet the same requirements as Idaho grown seed stocks.
- C. Seed lots with more than 0.1% Potato Leafroll Virus in either the 1st or 2nd

**PLANNING, POLICY AND GOVERNMENTAL AFFAIRS  
NOVEMBER 30, 2015**

inspection shall not be eligible for recertification.

- D. Nuclear, G1 or G2 seed lots disqualified for certification in the post harvest test because of seed-borne chemical injury may only be recertified by the original applicant(s) during the next growing season.

Post Harvest Testing Requirements:

- A. Each seed lot must be post harvest tested. Lots, or portions thereof, which are shipped prior to post harvest testing, will be certified based on the two (2) summer field inspections and a shipping point inspection.
- B. Only seed lots that have passed the equivalent of a 2nd field inspection will be eligible for post harvest testing.
- C. Seed lots are disqualified for certification if seed-born chemical injury in excess of 5% is found during post harvest testing.
- D. Seed lots are not eligible for recertification if any of the following factors are found during post harvest testing at a percentage greater than:

Potato Leafroll Virus	0.8%
Well defined Mosaic	2.0%

Bacterial Ring Rot Testing Requirements:

A random sample of stems or tubers obtained from all seed lots entered for certification, G1 or higher, shall be laboratory tested for bacterial ring rot.

Pre-nuclear Production Requirements

- A. Source: Meristem culture of tubers from breeding projects or tubers from lots of Nuclear, G1 and G2.
- B. Greenhouse Pre-nuclear crops: A minimum of two inspections shall be performed on each Pre-nuclear seed lot entered.
- C. Each of the following organisms shall be tested for in Pre-nuclear seed production:
  - Base Cultures: Bacterial Ring Rot
  - (Entry Level) *Pectobacterium (Erwinia) spp.*
  - Potato Viruses X, Y, M, A, S
  - Potato Leafroll Virus
  - Potato Spindle Tuber Viroid
  
  - Greenhouses: Bacterial Ring Rot
  - Pectobacterium (Erwinia) spp.*
  - Potato Virus X, Y, A

**PLANNING, POLICY AND GOVERNMENTAL AFFAIRS  
NOVEMBER 30, 2015**

Potato Leafroll Virus

Line Selections:      Bacterial Ring Rot  
                              *Pectobacterium* (*Erwinia*) spp.  
                              Potato Virus X, Y, A  
                              Potato Leafroll Virus

Mother Plants:        Bacterial Ring Rot  
(Stem Cuttings)        Potato Virus X, Y, A  
                              Potato Leafroll Virus

Entry level cultures, line selection hill units or mother plants used in stem cuttings that are found to be infected with any of the indicated organisms shall be ineligible for use in Pre-nuclear seed production. Units or lots in greenhouse production found to be infected with any of the indicated organisms shall be downgraded to the next generation for which the seed lot does not exceed the generation tolerance of the organism that causes the certification factor (e.g. *Pectobacterium* (*Erwinia*) spp. is a causal agent for blackleg).

D. Clonal Line Selections:

1. One tuber from each plant selected shall be submitted to ICIA for laboratory testing.
2. Nuclear plots planted from clonal line selections shall be planted in hill units.
3. All seed in a clonal line selection plot automatically advances to G1 the following season except for those hills selected for clonal selections.

Storage Inspection Requirements:

- A. Storage inspection will be conducted on all storages containing seed potatoes eligible for certification.
- B. Storages where sprout nip or similar materials were used the previous season are not eligible to store seed potatoes eligible for certification.
- C. Seed potatoes must not be stored, graded or handled in storage warehouses or subdivisions thereof in which potatoes that have not been field inspected, or are laboratory confirmed to have Bacterial Ring Rot, Root-Knot Nematode or Corky Ring Spot are stored or handled.
- D. For a seed lot to remain eligible for certification, seed lot identity must be maintained in storage.

Shipping Point Inspection Grade Requirements:

**PLANNING, POLICY AND GOVERNMENTAL AFFAIRS  
NOVEMBER 30, 2015**

A. Idaho Certified Blue Tag Seed Potatoes

The blue tag shall be equivalent to U.S. No. 1 seed potato grade with the following exceptions. There is a 1% tolerance for late blight.

1. Scab - shall not cover more than one-fifth of the surface area.
2. Adhering dirt - a maximum of 50% of the tuber surface may be covered with caked dirt.
3. Loose dirt and/or foreign material - included in total external tolerance.
4. Clipping or trimming not allowed.
5. Freshly broken off second growth - shall not be damaged.
6. Wireworm and/or grub - damaged by waste.
7. Tolerances: For total defects 10%. Three percent (3%) for potatoes which are affected by freezing injury. One percent (1%) for potatoes which are affected by soft rot, wet breakdown or are frozen. The limitations for external and internal defects shall apply as written in the U.S. No. 1 seed potato grade.
6. An additional 10% may be damaged, but not seriously, by shape.

B. Idaho Certified Green Tag Seed Potatoes

The green tag grade shall be equivalent to the U.S. No. 2 grade with the following exceptions. There is a 1% tolerance for late blight.

1. Maximum and minimum size shall be specified by the grower.
2. Wireworm and/or grub - serious damage by waste. Permit an additional six percent (6%) serious damage by waste.
3. Scab - shall not cover more than one-fifth (1/5) of the surface area.
4. Hollowheart - no requirements.
5. Adhering dirt - no requirements.
6. Loose dirt and/or foreign material - included in total external tolerance.
7. Varietal purity - not more than 0.2% of other tuber identifiable varieties.
8. Clipping - shall not be clipped or trimmed.
9. Second growth - shall not be seriously damaged.

**PLANNING, POLICY AND GOVERNMENTAL AFFAIRS**  
**NOVEMBER 30, 2015**

10. Sunburn and light greening - no requirements.
11. Appearance - discoloring of tubers caused by immaturity or the characteristic checking of tubers that occurs under normal conditions shall not disqualify them.
12. Growth cracks - not to exceed a maximum of 10% serious damage.
13. Mechanical injury - shall not be damaged by waste.
14. Air cracks - damage by waste.
15. Serious damage by dry or moist type tuber rot - 2%.
16. Sprouts – no requirements.
17. Flattened depressed and sunken discolored areas showing no underlying flesh discoloration – no requirements.

C. Idaho Certified Yellow Tag Seed Potatoes

The yellow tag grade shall be equivalent to the U.S. No. 2 grade with the following exceptions. There is a 1% tolerance for late blight.

1. Maximum and minimum size shall be specified by the grower.
2. Wireworm and/or grub - no requirements.
3. Scab - no requirements.
4. Hollowheart - no requirements.
5. Adhering dirt - no requirements.
6. Loose dirt and/or foreign material - included in total external tolerance.
7. Varietal purity - not more than 0.2% of other tuber identifiable varieties.
8. Clipping - shall not be clipped.
9. Second growth - shall not be seriously damaged.
10. Sunburn and light greening - no requirements.
11. Appearance - no requirements except second growth.
12. Growth cracks - no requirements.
13. Mechanical injury - shall not be seriously damaged by waste.



14. Six percent (6%) serious damage by internal discoloration. Percentages higher than six percent (6%) allowed with Idaho Crop Improvement Association, Inc. approval if laboratory tests show the internal discoloration is not of pathogen origin.
15. Serious damage by dry or moist type tuber rot - 2%.
16. External discoloration – no requirements.
17. Flattened depressed and sunken discolored areas showing no underlying flesh discoloration – no requirements.
18. Rhizoctonia – no requirements
19. Sprouts – no requirements.

IDAHO PRE-VARIETY GERMPLASM  
CERTIFICATION STANDARDS

Eligibility Requirements for Pre-Variety Germplasm (PVG).

1. Eligible species include indigenous or non-indigenous trees, shrubs (including vines), or herbaceous plants (forbs, legumes and grasses).
2. These standards address seed, seedlings, or other propagating materials of species, selections, clones, intraspecific hybrids, etc. (collectively referred to as germplasm types) which have not been released as a variety. Germplasm types are recognized as follows:
  - a. Source Identified Class – Source Identified Class propagating materials are propagating materials where original collection site is known, but no selection or testing of the parent population has been made, area of adaptation beyond original collection area is not known, produced so as to ensure genetic purity and identity from either:
    1. Rigidly defined natural stands or seed production areas, or
    2. Seed fields or orchards.
  - b. Selected Class – Selected Class propagating materials shall be the progeny of phenotypically selected plants of untested parentage that have promise but not proof of genetic superiority or distinctive traits, area of adaptation is partially known, but not fully understood, produced so as to ensure genetic purity and identity from either:
    1. Rigidly defined natural stands or seed production areas, or
    2. Seed fields or orchards. This definition is equivalent to the OECD “Untested Seed Orchard” category and may be labeled as such by special tag if required.
  - c. Tested Class – Tested Class propagating materials shall be the progeny of plants whose parentage has been tested at multiple sites for multiple generations and has proven genetic superiority or possesses distinctive traits for which the heritability is stable, as defined by the certifying agency, but for which a variety has not been named or released. Area of adaptation is fairly well determined, but may not be completely understood. This seed must be produced so as to assure genetic purity and identity from either:
    1. Rigidly controlled and isolated natural stands or individual plants, or
    2. Seed fields or orchards

**PLANNING, POLICY AND GOVERNMENTAL AFFAIRS**  
**NOVEMBER 30, 2015**

3. Designation of classes will be by use of the generation system to signify initial collections or plantings and subsequent collections or plantings. Example: First collection of Source Identified seed is G0. First field production of any class, Source Identified, Selected or Tested, would be G1. Terms such as Breeder, Foundation, Registered and Certified do not apply to the PVG program or standards.
4. Limitations of Generations.
  - a. Limitation of generations for all PVG types when grown in seed fields or orchards may be specified for each species by the Certifying agency or the original PVG Release Notice.
  - b. No limitation of generations is defined for all germplasm types collected from natural stands; such seed or other propagating materials is designated Generation 0 (G0).
  - c. Both sexual (seed) and asexual (cuttings, rhizomes, grafting, etc.) means of reproduction and establishment are addressed by the limitation of generations, with one asexual generation being equivalent to one sexual generation.
5. Unit of Certification.
  - a. An individual plant, clone, or stand of plants (or field or orchard) may be certified in producing Source Identified Class, Selected Class or Tested Class seed. Seed production zones and/or breeding zones may be defined as a unit of certification for Selected Class and Source Identified Class seed.
6. Production of Seed
  - a. For Source Identified Class seed collected from natural stands, verification of the collection site is required. Compliance with regard to correct identification of species and location of natural stand must be verified by whatever means is deemed efficient and enforceable by the Idaho Crop Improvement Association, Inc.
  - b. All germplasm types grown in seed fields or orchards shall follow established certification requirements and standards for similar crops if applicable, or those developed by a certification agency for a specific species.
  - c. For Tested Class seed collected from natural stands, at least one field inspection shall be made prior to pollination. At this time, compliance with regard to rouging and isolation as covered by the applicable standards

**PLANNING, POLICY AND GOVERNMENTAL AFFAIRS  
NOVEMBER 30, 2015**

will be checked. For Tested Class and Selected Class seed, an inspection will be made just prior to seed maturity or during harvest.

- d. Producers of seedling or otherwise propagated nursery or container stock shall be supervised sufficiently so that the certification agency knows that the stock was produced from the germplasm type claimed.

7. Labeling

- a. The following tag or label colors will apply to PVG:

Source Identified Class – Yellow  
Selected Class – Green  
Tested Class – Blue

- b. The respective seed germplasm type (Tested, Selected, or Source Identified) must be printed on the top line across the tag or label.
- c. The generation of the seed may be indicated in the center of the tag along with such information as species, selection number, lot number, location, elevation, site index, seed zone and or breeding zone, etc.

- 8. Sampling and Testing – For seed of species not covered by the rules for testing seeds of the Association of Official Seed Analysts, the analyses and testing shall be in accordance the rules of the International Seed Testing Association or appropriate state or federal laboratories as determined by the certifying agency.

9. Land Requirements

- a. Location where Source Identified Class or Selected Class seed was collected from natural stands shall be defined by means of administrative, geographic, latitudinal or other appropriate boundaries or descriptions judged to be significant by the certifying agency. State, county and elevation (nearest 500 feet) is the minimum required to be shown on the tag.
- b. For natural stands of the Tested Class germplasm type, the exact geographic source of the parent plants and stand history must be known. Location (designated by section or comparable land survey unit) and elevation (nearest 500 feet) of the site of seed production must be shown on the tag.
- c. For all germplasm types where seed or other propagating materials are produced in artificially established fields or orchards, the specific geographic origin of the parent material must be known and be listed on the tag along with the location of the artificially established field or

orchard.

- d. G1 through G5 shall be planted on land which no plants of the same genus was grown or planted for the specified number of years according to the chart which is a part of these PVG standards.

### III. Field Standards

#### A. Isolation

1. For rigidly controlled natural stands of Source Identified Class, Selected Class or Tested Class germplasm types, an adequate isolation zone shall be maintained free of off-type plants and other cross pollinating species. The isolation distance shall be set for each species by the certifying agency.
2. There shall be no isolation requirements for Source Identified Class or Selected Class seed collected from natural seed zones and/or breeding zones.
3. Isolation for all germplasm types when grown in seed fields or orchards shall follow isolation requirements for similar crop varieties if applicable, or those developed by a certification agency for a specific species.

#### B. Specific Field Requirements.

1. For all germplasm types grown in a seed field or orchard, off-type plants (and plants of inseparable other species or hybridizing species) are to be defined and appropriate tolerance set by the certifying agency.
2. Design and methods for establishing seed fields and orchards and the selecting and testing of plant material shall be in accordance with the requirements of the certifying agency for each species or group of species.

### IV. Seed Standards. \*\*

Seed lots are to be tested according to AOSA rules for purity and viability (germination or TZ). No noxious weed seeds are allowed based upon an All States or Western Noxious Weed Seeds exam.

Not more than 0.25% Downy Brome (cheatgrass) is allowed in any Generation of PVG seed.

Idaho Crop Improvement Association or AOSCA standards apply for species with variety releases and established standards. Where PVG crops are involved the use of AOSCA

standards for that species will apply. Species for which no standard exist the seed standard will simply be no noxious weeds allowed and not more than 0.25% Downy Brome (cheatgrass).

**PLANNING, POLICY AND GOVERNMENTAL AFFAIRS  
NOVEMBER 30, 2015**

Prohibited Noxious Seed in Idaho Certified Seed  
(unless otherwise specified)

COMMON NAME	SCIENTIFIC NAME
Austrian Fieldcress	<i>Rorippa austriaca</i>
Austrian Peaweed	<i>Swainsonia salsula</i>
*Bladder campion	<i>Silene cucubalus</i>
Black Henbane	<i>Hyoscyamus niger L.</i>
Buffalobur	<i>Solanum rostratum, Dunal</i>
Camelthorn	<i>Alhagi pseudalhagi</i>
Canada Thistle	<i>Cirsium arvense</i>
Common Crupina	<i>Crupina vulgaris Cass.</i>
Dalmation Toadflax	<i>Linaria dalmatica</i>
Diffuse Knapweed	<i>Centaurea diffusa Lam.</i>
*Dodder	<i>Cuscuta spp.</i>
*Dogbane	<i>Apocynum cannabinum</i>
Dyers Woad	<i>Isatis tinctoria L.</i>
Field Bindweed	<i>Convolvulus arvensis</i>
Hoary Cress	<i>Cardaria draba</i>
*Horsenettle	<i>Solanum corolinenser</i>
Johnsongrass	<i>Sorghum halepense</i>
Jointed Goatgrass	<i>Aegilops cylindrica, Host</i>
Leafy Spurge	<i>Euphorbia esula</i>
Matgrass	<i>Nardus stricta</i>
Meadow Hawkweed	<i>Hieracium pratense</i>
Meadow Knapweed	<i>Centaurea pratensis</i>
Milium	<i>Milium vernale</i>
Musk Thistle	<i>Carduus nutans L.</i>
Orange Hawkweed	<i>Hieracium aurantiacum</i>
*Pennycress	<i>Thlaspi arvense</i>
Perennial Pepperweed	<i>Lepidium latifolium L.</i>
Perennial Sowthistle	<i>Sonchus arvensis</i>
Poison Hemlock	<i>Conium maculatum, L.</i>
Puncturevine	<i>Tribulus terrestris L.</i>
Purple Loosestrife	<i>Lythrum salicaria L.</i>

**PLANNING, POLICY AND GOVERNMENTAL AFFAIRS  
NOVEMBER 30, 2015**

<b>COMMON NAME</b>	<b>SCIENTIFIC NAME</b>
Quackgrass	<i>Elytrigia repens</i>
Russian Knapweed	<i>Centaurea picris</i>
Scotch Broom	<i>Cytisus saronarius</i>
Scotch Thistle	<i>Onopordum acanthium L.</i>
Silverleaf Nightshade	<i>Solanum elaeagnifolium</i>
Skeletonleaf Bursage	<i>Ambrosia tomentosa Nutt.</i>
Smooth Groundcherry	<i>Physalis subglabrata ackenz. &amp; Bush</i>
Spotted Knapweed	<i>Centaurea maculosa Lam.</i>
St. Johnswort	<i>Hypericum perforatum</i>
Swainsonpea	<i>Sphaerophysa salsula (Pall.) DC; wainsona salsula (Pallas) Taubert</i>
Syrian Beancaper	<i>Zygophyllum fabago</i>
Tansy Ragwort	<i>Senecio jacobaeae, L.</i>
Toothed Spurge	<i>Euphorbia dentata</i>
Whitetop (Hoary Cress)	<i>Cardaria draba and pubescens</i>
*Wild carrot	<i>Daucus carota</i>
Yellow-flowered (Rush) Skeletonweed	<i>Chondrilla juncea</i>
Yellow Starthistle	<i>Centaurea solstitialis L.</i>
Yellow Toadflax	<i>Linarea vulgaris, Hill</i>

\* Designated by AOSCA Seed Standards for specific crop kinds.



**PLANNING, POLICY AND GOVERNMENTAL AFFAIRS  
NOVEMBER 30, 2015**

Idaho Rapeseed/Canola/Mustard Certification Standards

Land Requirements:

<b>Class Planted</b>	<b>Class Produced</b>	<b>Years that field must be free from <i>Brassica</i> crop</b>
Breeder seed	Foundation seed	5
Breeder or Foundation	Certified seed	3

Isolation Requirements:

A field producing foundation seed must have the minimum isolation distance from fields of any other variety or species, or fields of the same variety that do not meet the varietal purity requirements for certification, as given in the following table:

	<i>B. napus</i>			
<i>B. napus</i>	1,320 feet	<i>B. rapa</i>		
<i>B. rapa</i>	660 feet	1,320 feet	<i>B. juncea</i>	
<i>B. juncea</i>	20 feet	20 feet	1,320 feet	<i>S. alba</i>
<i>S. alba</i>	20 feet	20 feet	20 feet	1,320 feet

A field producing certified seed must have the minimum isolation distance from fields of any other variety or species, or fields of the same variety that do not meet the varietal requirements for certification, as given in the following table:

	<i>B. napus</i>			
<i>B. napus</i>	660 feet	<i>B. rapa</i>		
<i>B. rapa</i>	330 feet	660 feet	<i>B. juncea</i>	
<i>B. juncea</i>	10 feet	10 feet	660 feet	<i>S. alba</i>
<i>S. alba</i>	10 feet	10 feet	10 feet	660 feet

**PLANNING, POLICY AND GOVERNMENTAL AFFAIRS  
NOVEMBER 30, 2015**

Field Standards:

Species	Foundation Seed		Certified Seed	
	Other Brassica's 1	Other * Varieties 2	Other Brassica's	Other Varieties
<i>B. napus</i>	2/acre	None 2	4/acre	1%
<i>B. rapa</i>	2/acre	None	4/acre	1%
<i>B. juncea</i>	2/acre	None	4/acre	1%
<i>S. alba</i>	2/acre	None	4/acre	2%

\* Other varieties shall be considered to include off-type plants and plants that can be differentiated from the variety being inspected.

**1** Other Brassica's *Brassica* species other than crop being inspected.

**2** None means *none found during the normal inspection procedures.*

Seed Standards:

Factor	Standards from each class	
	Foundation	Certified
Pure Seed (Min.)	99%	99%
Other Crops (Max.)	1/50 grams	2/50 grams
Inert Matter (Max.)	1%	1%
Weed Seed (Max.)	10/50 grams	20/50 grams
Prohibited Noxious Weeds <b>1</b>	None	None
Objectionable Weeds (Max.) <b>2</b>	1/50 grams	2/50 grams
Seed Analysis <b>3</b>	See footnote 3	See footnote 3
Sclerotinia bodies	None	None
Leptosphaeria maculans /Phoma lingam (Blackleg)	0.01%	0.01%

PLANNING, POLICY AND GOVERNMENTAL AFFAIRS  
NOVEMBER 30, 2015

Germination (Min.)	85%	85%
--------------------	-----	-----

- 1 None means none found during normal inspection procedures.
- 2 Objectionable weed seeds are defined as: Restricted noxious plus *Brassica* species other than crop being inspected, and *Galium aparine* (Bedstraw).
- 3 Erucic acid and glucosinolate content must be within tolerances as described by the plant breeder for each variety.
- 4 All seed lots for which certification is applied shall be assayed for virulent *Phoma lingam/Leptosphaeria maculans (Blackleg)* and shown to be 99.99% free of this seed borne fungi.

Idaho Red Clover Certification Standards

Land Requirements:

- A. Breeder seed for the production of foundation seed shall be planted only on land on which no red clover has been seeded or grown for at least the preceding six (6) years during three (3) of which the land must be cultivated.
- B. Foundation seed for the production of registered seed shall be planted only on land on which no red clover has been seeded or grown for at least the preceding four (4) years during two (2) of which the land must be cultivated. This time interval may be omitted if the last seed crop was of the same variety and met foundation requirements.
- C. Foundation or registered seed for the production of certified seed shall be planted only on land on which no red clover has been seeded or grown for at least the preceding three (3) years. This time interval may be shortened one (1) year if one (1) cultivated crop or clean fallow has intervened.

Isolation Requirements:

A field producing foundation, registered or certified seed must have the minimum isolation distance from fields of any other variety or fields of the same variety that do not meet the varietal purity requirements for certification, as given in the following table:

<b>CLASSES</b>	<b>Fields of less than 5 Acres</b>	<b>Fields of more than 5 Acres</b>
Foundation	900 feet	600 feet
Registered	450 feet	300 feet
Certified	165 feet	165 feet

Where different classes of seed of the same variety are being grown on the same or adjacent farms, the isolation requirements may be reduced to 25% of that shown in the above table.

Length of Stand.

A stand of red clover will not be eligible to produce any class of certified seed after two seed crops. These seed crops may be produced in either the same or consecutive years.

**PLANNING, POLICY AND GOVERNMENTAL AFFAIRS  
NOVEMBER 30, 2015**

Field Standards:

<b>Factor</b>	<b>Maximum permitted in each class</b>		
	<b>Foundation</b>	<b>Registered</b>	<b>Certified</b>
Alfalfa	1/1000	1/1000	1/200
Sweet Clover-Plants	None	10/acre	10/acre
Other varieties *	None <sup>1</sup>	None	0.5%

\*Other varieties shall be considered to include plants that can be differentiated from the variety that is being inspected.

<sup>1</sup>None tolerance means none found during the normal inspection procedures.

Seed Standards.

<b>Factor</b>	<b>Standards for each class</b>		
	<b>Foundation White Tag</b>	<b>Registered Purple Tag</b>	<b>Certified Blue Tag</b>
Pure Seed (Min.)	99.0%	99.0%	99.0%
Other Crops (Max.)	.1%	.2%	.25%
Sweet Clover (Max.)	None	45/lb	90/lb
Inert Matter (Max.)	1.0%	1.0%	1.0%
Weed Seed (Max.) <sup>1</sup>	.15%	.15%	.25%
Noxious Weeds *	None <sup>4</sup>	None	None
Objectionable Weeds (Max.) <sup>2</sup>	None	None	18/lb
Other Objectionable Weeds <sup>3</sup>	9/lb	45/lb	90/lb
Total Germination (Min.)	85.0%	85.0%	85.0%

\*Noxious Weeds - See Prohibited Noxious Seed List.

<sup>1</sup>Black Medic shall be considered a crop seed. No Black Medic is permitted in the foundation or registered class.

<sup>2</sup>Blue Flowering Lettuce, Buckhorn, Halogeton, Medusa Head Rye, Perennial Ragweed, Povertyweed, Wild Oats.

<sup>3</sup>Bracted Plantain, Giant Foxtail, and Docks (including Sorrel).

<sup>4</sup>None tolerance means none found during the normal inspection procedures.

**PLANNING, POLICY AND GOVERNMENTAL AFFAIRS  
NOVEMBER 30, 2015**

Idaho Sanfoin Certification Standards

Land Requirements:

- A. A crop of the same kind must not have been grown or planted on the land for five (5), three (3), or two (2) years prior to stand establishment for producing the foundation, registered and certified seed classes respectively.
- B. The land must be free from volunteer plants as determined by field inspection at time seeding is established.

Isolation Requirements:

A field producing foundation, registered or certified seed must have the minimum isolation distance from fields of any other variety or fields of the same variety that do not meet the varietal purity requirements, as given in the following table:

<b>CLASSES</b>	<b>Fields of less than 5 Acres</b>	<b>Fields of more than 5 Acres</b>
Foundation	1320 feet	1320 feet
Registered	660 feet	330 feet
Certified	330 feet	165 feet

Where different classes of seed of the same variety are grown on the same or adjacent farms, the isolation requirement may be reduced to 25% of that shown in the above table.

Length of stand:

Fields of all classes may produce a maximum of five (5) successive seed crops following seeding.

Field Standards:

<b>Factor</b>	<b>Maximum permitted in each class</b>		
	<b>Foundation</b>	<b>Registered</b>	<b>Certified</b>
Other varieties*	None	.05%	.5%

\*Other varieties shall be considered to include off-type plants and plants that can be differentiated from the variety that is being inspected.

**PLANNING, POLICY AND GOVERNMENTAL AFFAIRS  
NOVEMBER 30, 2015**

Seed Standards:

<b>Factor</b>	<b>Standards for each class</b>		
	<b>Foundation White Tag</b>	<b>Registered Purple Tag</b>	<b>Certified Blue Tag</b>
Pure Seed (Min.)	99.0%	99.0%	98.0%
Other Crops (Max.)	.1%	.1%	.1%
Inert Matter (Max.)	1.0%	1.0%	2.0%
Weed Seed (Max.)	.1%	.1%	.2%
Noxious Weeds*	None	None	None
Objectionable Weeds <sup>1</sup> (Max.)	None	None	9/lb
Total Germination (Min.)	80.0%	80.0%	85.0%

\*Noxious Weeds - See Prohibited Noxious Seed List.

<sup>1</sup>Objectionable Weeds - Blue Flowering Lettuce, Buckhorn, Halogeton, Medusa Head Rye, Perennial Ragweed, Povertyweed, Wild Oats.

**PLANNING, POLICY AND GOVERNMENTAL AFFAIRS  
NOVEMBER 30, 2015**

Idaho White Clover Certification Standards

Land Requirements:

- A. Breeder and foundation seed for the production of foundation seed shall be planted only on land on which no white clover plants have ever grown, insofar as is possible to determine.
- B. Foundation seed for the production of registered seed shall be planted only on land on which no white clover plants of any type have grown for at least the preceding five (5) years during three (3) of which the land must be cultivated. This time interval may be omitted if the last seed crop was the same variety and met foundation requirements.
- C. Foundation or registered seed for the production of certified seed shall be planted only on land on which no white clover plants of any type have grown for at least the preceding four (4) years during two (2) of which the land must be cultivated.

Isolation Requirements:

A field producing foundation, registered or certified seed must have the minimum isolation distance from fields of any other variety or fields of the same variety that do not meet the varietal purity requirements for certification as given in the following table.

<b>CLASSES</b>	<b>Fields of less than 5 Acres</b>	<b>Fields of more than 5 Acres</b>
Foundation	1320 feet	1320 feet
Registered	660 feet	330 feet
Certified	330 feet	165 feet
Between seed classes of the same variety	*	*

\*Isolation distance may be reduced 25% of higher class.

Length of Stand.

- 1. A foundation and/or registered field may produce only two (2) successive seed crops following seeding except that each may be reclassified to the next lower class after being harvested for seed for two (2) years. A stand will not be eligible to produce any class of seed after four (4) successive seed crops.



**PLANNING, POLICY AND GOVERNMENTAL AFFAIRS  
NOVEMBER 30, 2015**

2. A certified field on which a stand of perennial plants are maintained may produce a maximum of four (4) successive seed crops following seeding.

Field Standards:

Factor	Maximum permitted in each class		
	Foundation	Registered	Certified
Other varieties *	None	0.2%	1.0%

\*Other varieties shall be considered to include plants that can be differentiated from the variety that is being inspected.

Seed Standards.

Factor	Standards for each class		
	Foundation White Tag	Registered Purple Tag	Certified Blue Tag
Pure Seed (Min.)	99.0%	99.0%	99.0%
Other Crops (Max.)	.1%	.25%	.25%
Sweet Clover (Max.)	None	45/lb	180/lb
Inert Matter (Max.)	1.0%	1.0%	1.0%
Total Weed Seed (Max.)	.1%	.25%	.5%
Noxious Weeds *	None	None	None
Objectionable Weeds <sup>1</sup> (Max.)	None	None	45/lb
Other Objectionable Weeds <sup>2</sup> (Max.)	45/lb	90/lb	180/lb
Total Germination (Min.)	85.0%	85.0%	85.0%

\*Noxious Weeds - See Prohibited Noxious Seed List

<sup>1</sup>Blue Flowering Lettuce, Buckhorn, Halogeton, Medusa Head Rye, Perennial Ragweed, Povertyweed, Wild Oats.

<sup>2</sup>Plantain and Docks (including Sorrel).

**THIS PAGE INTENTIONALLY LEFT BLANK**

**PLANNING, POLICY AND GOVERNMENTAL AFFAIRS**  
**NOVEMBER 30, 2015**

---

**SUBJECT**

Pending Rule – Docket No. 47-0101-1501 – Division of Vocational Rehabilitation

**REFERENCE**

November 2012	Board approved pending rule clarify language regarding the Divisions of Vocation Rehabilitation customer appeal and mediation process as well as technical changes.
August 2012	Board approved pending rule clarify language regarding the Divisions of Vocation Rehabilitation customer appeal and mediation process as well as technical changes.
August 2013	Board approved amendments to IDVR’s field service manual and proposed rule changes incorporating the new manual as well as other technical amendments.

**APPLICABLE STATUTE, RULE, OR POLICY**

Idaho Administrative Code, IDAPA 47.01.01

**BACKGROUND/DISCUSSION**

The Idaho Division of Vocational Rehabilitation (IDVR) Field Service Manual contains internal processes to IDVR as well as eligibility and program requirements for the people and agencies IDVR serves. Currently, this manual is incorporated by reference into Idaho Administrative Code, IDAPA 47.01.01. When a document is incorporated by reference into administrative rule, it has the force and effect of law and can only be changed through Board approval and the rulemaking process. IDVR has identified a number of processes in the Field Service Manual that belong more appropriately in a policies and procedures manual of the agency.

The Board approved amendments to the Field Service Manual removing these procedures at the August 2015 Board meeting.

**IMPACT**

The changes incorporate the updated Field Service Manual into rule and remove unnecessary agency procedures from the manual.

**ATTACHMENTS**

Attachment 1 – Pending Rule Docket No. 47-0101-1501	Page 3
Attachment 2 – Field Services Policy Manual – Redlined	Page 5

**STAFF COMMENTS AND RECOMMENDATIONS**

Proposed rules have a 21 day comment period prior to becoming pending rules. Based on received comments and Board direction, changes may be made to proposed rules prior to entering the pending stage. If approved, pending rules will be submitted to the Department of Administration for publication in the Idaho Administrative Rules Bulletin for consideration by the legislature. Pending rules become effective at the end of the legislative session in which they are submitted if they are not rejected by the Legislature.

**PLANNING, POLICY AND GOVERNMENTAL AFFAIRS**  
**NOVEMBER 30, 2015**

---

We received no comments during the 21 day public comment period. There have been no changes to the rule between the proposed and pending rule.

**BOARD ACTION**

I move to approve Pending Rule Docket No. 47-0101-1501, as submitted in Attachment 1.

Moved by \_\_\_\_\_ Seconded by \_\_\_\_\_ Carried Yes \_\_\_\_\_ No \_\_\_\_\_

**PLANNING, POLICY AND GOVERNMENTAL AFFAIRS  
NOVEMBER 30, 2015**

---

**IDAPA 47  
TITLE 01  
CHAPTER 01**

**IDAPA 47 - DIVISION OF VOCATIONAL REHABILITATION**

**47.01.01 - RULES OF THE IDAHO DIVISION OF VOCATIONAL REHABILITATION**

**004. INCORPORATION BY REFERENCE.**

**01. General.** Unless provided otherwise, any reference in these rules to any document identified in Subsection 004 shall constitute the full incorporation into these rules of that document for the purposes of the reference, including any notes and appendices therein. The term “documents” includes codes, standards or rules which have been adopted by an agency of the state or of the United States or by any nationally recognized organization or association. (3-30-01)

**02. Documents Incorporated by Reference.** The following documents are incorporated by reference into these rules: (3-30-01)

- a.** All federal publications through the [Rehabilitation Services Administration](#). (2-17-09)
- b.** Idaho Division of Vocational Rehabilitation Field Services Policy Manual, ~~November 2012~~[August 13, 2015](#), available for review on the website at <http://www.vr.idaho.gov/>. (7-1-13)
- c.** Workforce Investment Act, Public Law 105-220. (5-3-03)
- d.** Federal Register, Department of Education, 34 CFR Part 361- 363. (2-17-09)
- e.** The Rehabilitation Act of 1973, as amended. (2-17-09)

**03. Availability of Reference Material.** Copies of the documents incorporated by reference into these rules are available at the Central Office, Idaho Division of Vocational Rehabilitation, 650 W. State Street, Room 150, Boise, Idaho 83720, (208) 334-3390 or through access to the internet URL addresses outlined in Subsection 004.02. (2-17-09)

THIS PAGE INTENTIONALLY LEFT BLANK

# Field Services Policy Manual



Draft August 13, 2015~~Approved November 19, 2012~~

Effective July 1, 2016~~July 1, 2013~~

IDAHO DIVISION OF VOCATIONAL REHABILITATION  
FIELD SERVICES POLICY MANUAL (~~update to index 10/2012~~)

THIS PAGE INTENTIONALLY LEFT BLANK



**PLANNING, POLICY AND GOVERNMENTAL AFFAIRS  
NOVEMBER 30, 2015**

**Table of Contents (updated 10/26/2012)**

<b>SECTION 1.0 PURPOSE AND GENERAL REQUIREMENTS OF THE IDAHO VOCATIONAL REHABILITATION PARTICIPANT SERVICES PROGRAM.....</b>	<b>1</b>
<i>1.1 Legal Citations .....</i>	<i>2</i>
<i>1.2 Program Requirements.....</i>	<i>2</i>
<i>1.3 Provider Standards .....</i>	<i>2</i>
<i>1.4 Selection of Service Providers .....</i>	<i>3</i>
<i>1.5 Definitions .....</i>	<i>3</i>
<a href="#"><u><i>1.6 Use of Audio and Video Recordings .....</i></u></a>	<a href="#"><u><i>11</i></u></a>
<b>SECTION 2.0 ETHICS.....</b>	<b>11</b>
<b>SECTION 3.0 PROTECTION, USE, AND RELEASE OF PERSONAL INFORMATION .....</b>	<b>12</b>
<i>3.1 Confidentiality .....</i>	<i>12</i>
<i>3.2 Release of Personal Information to Customers with Disabilities, their, Representative or Attorney .....</i>	<i>13</i>
<i>3.3 Release to Other Agencies or Organizations .....</i>	<i>13</i>
<i>3.4 Release in Response to Investigations in Connection with Law Enforcement .....</i>	<i>13</i>
<i>3.5 Release for Audit, Evaluation or Research.....</i>	<i>14</i>
<i>3.6 Subpoena for Release of Information to the Courts, Other Judicial Bodies, Worker’s Compensation and Law Enforcement Agencies .....</i>	<i>14</i>
<i>3.7 Social Security Information .....</i>	<i>14</i>
<b>SECTION 4.0 APPEALS PROCESS .....</b>	<b>14</b>
<i>4.1 Continuation of Services Pending Completion of the Hearing .....</i>	<i>15</i>
<i>4.2 Client Assistance Program (CAP) and Supervisory Review .....</i>	<i>15</i>
<i>4.3 Dispute Resolution Process .....</i>	<i>16</i>
<i>4.4 Mediation.....</i>	<i>16</i>
<i>4.5 Fair Hearing Process .....</i>	<i>17</i>
<b>SECTION 5.0 APPLICATION AND ELIGIBILITY DETERMINATION .....</b>	<b>18</b>
<i>5.1 Inquiry.....</i>	<i>14</i>
<i>5.2 Referral.....</i>	<i>19</i>
<i>5.3 Application for Idaho Division of Vocational Rehabilitation (IDVR) Services .....</i>	<i>19</i>
<i>5.4 Assessment for Determining Eligibility and Priority for Services.....</i>	<i>20</i>
<i>5.5 Eligibility Criteria .....</i>	<i>21</i>
<i>5.6 Review and Assessment of Data for Eligibility Determination .....</i>	<i>23</i>
<b>SECTION 6.0 THE DETERMINATION OF SIGNIFICANCE OF DISABILITY .....</b>	<b>26</b>
<i>6.1 Policy .....</i>	<i>26</i>
<i>6.2 Definitions .....</i>	<i>26</i>

**PLANNING, POLICY AND GOVERNMENTAL AFFAIRS  
NOVEMBER 30, 2015**

6.3 Procedures .....	27
<b>SECTION 7.0 ASSESSMENT OF VOCATIONAL REHABILITATION NEEDS.....</b>	<b>29</b>
7.1 Primary Source of Information .....	29
7.2 Comprehensive Assessment of Rehabilitation Needs .....	29
7.3 IPE Development.....	31
7.4 Medical Consultation Policy .....	32
<b>SECTION 8.0 PARTICIPATION OF CUSTOMERS IN COST OF SERVICES BASED ON FINANCIAL NEED .....</b>	<b>33</b>
<b>SECTION 9.0 PURCHASE OF SERVICES AND SUPPLIES FOR PARTICIPANT USE IN THE VOCATIONAL REHABILITATION PROGRAM .....</b>	<b>35</b>
<b>SECTION 10.0 INDIVIDUALIZED PLAN FOR EMPLOYMENT (IPE) .....</b>	<b>37</b>
10.1 Options for Developing the IPE.....	37
10.2 Developing the Vocational Goal.....	38
10.3 Ticket to Work.....	38
10.4 The IPE must include the following: .....	39
10.5 Annual Review .....	40
10.6 IPE Electronic Case Management Functions .....	41
<b>SECTION 11.0 COMPARABLE SERVICES AND BENEFITS.....</b>	<b>42</b>
11.1 Comparable Services and Benefits .....	42
11.2 Exempt Service .....	43
11.3 Timeliness of Comparable Benefits .....	43
<b>SECTION 12.0 VOCATIONAL REHABILITATION SERVICES .....</b>	<b>43</b>
12.1 Timeliness.....	43
12.2 Agency Payment Policy.....	44
12.3 Counseling and Guidance .....	52
12.4 Physical and Mental Restoration Services .....	53
12.5 Training Services .....	54
12.6 Benefits Counseling .....	56
12.7 On-the-Job Supports .....	56
12.8 Job Placement of Customers .....	56
12.9 Vehicle Purchase.....	58
12.10 Self-Employment Policy .....	60
12.11 Effective Communication Services for Customers with Sensory Impairments .....	824
12.12 Occupational Licenses, Tools, Equipment, Initial Stocks, and Supplies Necessary in Order to Enter an Occupation .....	824
12.13 Supported Employment Services.....	824
12.14 Post-Employment Services (PES) .....	846
12.15 Rehabilitation Technology.....	846

**PLANNING, POLICY AND GOVERNMENTAL AFFAIRS  
NOVEMBER 30, 2015**

<i>12.16 Supportive Services</i> .....	8 <u>57</u>
<i>12.17 School Transition</i> .....	8 <u>79</u>
<i>12.18 Services to Family Members</i> .....	88 <u>90</u>
<i>12.19 Personal Care Assistant Services</i> .....	8 <u>91</u>
<i>12.20 Services to a Group of Individuals</i> .....	90 <u>2</u>
<b>SECTION 13.0 CLOSURE</b> .....	92 <u>4</u>
<i>13.1 Closure during Application Status</i> .....	92 <u>4</u>
<i>13.2 Closure during Eligibility Status</i> .....	94 <u>6</u>
<i>13.3 Unsuccessful Closure after Implementation of IPE</i> .....	96 <u>8</u>
<i>13.4 Successful Competitive Closure after Implementation of IPE</i> .....	98 <u>100</u>
<del><i>13.5 Successful Non-Competitive Closure after Implementation of IPE</i> .....</del>	<del>104</del>
<i>13.65 Closure after Post Employment Services (PES)</i> .....	100 <u>2</u>
<b>SECTION 14.0 ORDER OF SELECTION</b> .....	100 <u>2</u>
<i>14.1 Authority</i> .....	100 <u>2</u>
<i>14.2 Policy</i> .....	100 <u>2</u>
<i>14.3 Administrative Requirements</i> .....	101 <u>3</u>
<i>14.4 Procedures</i> .....	101 <u>3</u>
<i>14.5 Information and Referral (I &amp; R)</i> .....	103 <u>5</u>
<i>14.6 Counseling and Guidance</i> .....	104 <u>6</u>
<i>14.7 Documenting a Formal Referral</i> .....	104 <u>7</u>
<i>14.8 Post-Employment Services</i> .....	105 <u>7</u>

## SECTION 1.0 – PURPOSE AND GENERAL REQUIREMENTS OF THE IDAHO VOCATIONAL REHABILITATION PARTICIPANT SERVICES PROGRAM

The Idaho Division of Vocational Rehabilitation (IDVR) program assists eligible persons with disabilities to prepare for and achieve an employment outcome. “Employment outcome” means entering or retaining full-time, or if appropriate, part-time competitive employment in the integrated labor market to the greatest extent possible. It also means supported employment; or other types of employment, including self-employment, consistent with self-sustaining activity for wages or compensation consistent with the customer’s strengths, resources, priorities, concerns, abilities, capabilities, interest, and informed choice.

Competitive employment is work performed in the integrated labor market in which the customer is compensated at or above minimum wage, but not less than the customary wage and benefits paid for the same or similar work performed by customers who do not have a disability.

The IDVR is a statewide program that develops and utilizes partnerships for effective service delivery. Partnerships vary, but include those programs authorized under the Rehabilitation Act, [as amended](#), -such as Independent Living Centers and Tribal Vocational Rehabilitation Programs. Programs authorized under the Workforce [Innovation and Opportunity Act \(WIOA\)](#)~~Investment Act (WIA)~~ are utilized to the maximum extent possible as allowed in Section 188 of the Act. It is understood that each program is unique and offers unique cultural and professional expertise. Cooperative Agreements with respective programs are encouraged and should be referred to for local understanding. Staff is encouraged to understand these agreements and provide information, referral and services as appropriate to the needs of the customers they serve. Consult with the [Regional ManagerRM](#) for access to pertinent cooperative agreements.

Vocational Rehabilitation is based upon an Individualized Plan ~~for~~ Employment (IPE) that is oriented to the achievement of an employment outcome. Services provided to persons with disabilities must be documented as necessary to overcome related barriers to employment and must be provided as cost effectively as possible.

The Division strives to maintain a highly accountable program to all customers.

IDVR provides, as appropriate to the vocational rehabilitation needs of each eligible customer, goods or services necessary to enable the customer to achieve an employment outcome.

### EXCEPTION TO POLICY

~~VR Counselor~~VRCs are delegated substantial decision and purchasing authority based upon the caps outlined in the Payment Policy. Exceptions to policy require the approval of a ~~VR~~ [Regional ManagerRM](#) and the notification and consultation of the Chief of Field Services. Documentation of the ~~VR~~ [Regional ManagerRM](#)’s approval must be noted in the case file.

Purchases in excess of delegated authority are reviewed by the [Regional ManagerRM](#) and approved by the Chief of Field Services or designee. Documentation of the approval of purchases in excess must be noted in case file.

### ***1.1 Legal Citations***

The IDVR program is operated in compliance with the Federal Rehabilitation Act of 1973, as amended [by the Workforce Innovation and Opportunity Act \(WIOA\) enacted on July 22, 2014](#). The legal authorities for the policies contained in the Vocational Rehabilitation Services Policy Manual are: [Proposed Rules to Title 34 CFR Parts 361, 363, and 397](#) issued [April 16, 2015](#) ~~January 17, 2001~~ in the Federal Register implementing the Rehabilitation Act Amendments ~~of 1998~~; and Title 67, Chapter 53 of the Idaho code related to provisional appointments in state government for those with severe disabilities.

### ***1.2 Program Requirements***

Eligibility is determined without regard to sex, race, creed, age, color, national origin or type of disability.

There is no duration of residency requirement. The customer must be living in the State of Idaho and legally able to work in the United States.

IDVR will establish and maintain a record of services for each customer for, and recipient of, vocational rehabilitation services, which includes data necessary to comply with [IDVR](#) agency and Federal Rehabilitation Service Administration (RSA) requirements.

In the purchase of goods or services for persons with disabilities, IDVR complies with its procurement policy, Purchase of Services and Supplies for customer use in the Vocational Rehabilitation Program.

~~Case service expenditures require written authorization prior to the initiation of the service or purchase of any goods. Oral authorizations by a Regional Manager [RM](#) or above are permitted in emergency <sup>[TP1]</sup> situations, but must be confirmed promptly in writing and forwarded to the provider. Emergency oral authorizations are to be followed up with a written authorization within three (3) business days.~~

Goods and services will be provided subject to the guidelines of ~~the~~ Order of Selection (Section 14.0).

When appropriate, counselors shall refer customers with disabilities to receive services from other agencies and organizations.

Each applicant or eligible customer being provided vocational rehabilitation services shall be informed of the procedure for requesting a review and a determination of agency action concerning the furnishing or denial of services, including the names and addresses of individuals with whom appeals may be filed and the availability of the Client Assistance Program (CAP).

### ***1.3 Provider Standards***

IDVR requires service providers:

**PLANNING, POLICY AND GOVERNMENTAL AFFAIRS**  
**NOVEMBER 30, 2015**

To be licensed by the Division of Occupational Licensing, the U.S. Department of Education Office of Post-Secondary Education, or a professional certifying body.

*OR*

IDVR requires service providers that offer vocational rehabilitation services to apply to be an approved service provider with the Division. CRPs must be accredited based on IDAPA rules.

*OR*

~~IDVR Counselor~~VRCs may occasionally approve the purchase of services from non-license providers such as, educational tutoring, foreign language interpreters, or other services to support the rehabilitation needs of a customer.

#### ***1.4 Selection of Service Providers***

Providers are selected by a combination of the customer's informed choice and State procurement rules. ~~VR counselor~~VRCs will assist the customer in acquiring information necessary to make an informed choice regarding the selection of service provider.

#### ***1.5 Definitions:***

(Reference Federal Register / Vol. 66, No. 11 / Wednesday, January 17, 2001 / Rules and Regulation)

- a. ***Applicant*** means, customer who submits an application for vocational rehabilitation services in accordance with Sec. 361.41(b) (2). (Authority: Section 12(c) of the Act; 29 U.S.C 709 (c))
  
- b. ***Assessment for determining eligibility and vocational rehabilitation needs*** means, as appropriate in each case, (i)(A) A review of existing data—(1) To determine if a customer is eligible for vocational rehabilitation services; and (2) To assign priority for an order of selection described in Sec. 361.36 in the States that use an order of selection; and (B) To the extent necessary, the provision of appropriate assessment activities to obtain necessary additional data to make the eligibility determination and assignment; (ii) To the extent additional data are necessary to make a determination of the employment outcomes and the nature and scope of vocational rehabilitation services to be included in the individualized plan for employment for an eligible customer, a comprehensive assessment to determine the unique strengths, resources, priorities, concerns, abilities, capabilities, interests, and informed choice, including the need for support employment, of the eligible customer. This comprehensive assessment – (A) is limited to information that is necessary to identify the rehabilitation needs of the customer and to develop the individualized plan of employment of the eligible customer; (B) Uses as a primary source of information, to the maximum extent possible and appropriate and in accordance with confidentiality requirements –
  - 1) Existing information obtained for the purposes of determining the eligibility of the customer and assigning priority for an order of selection described in Sec. 361.36 for the customer; and

- 2) Information that can be provided by the customer and, if appropriate, by the family of the customer; (c) May include, to the degree needed to make such a determination, an assessment of the personality, interests, interpersonal skills, intelligence and related functional capacities, educational achievements, work experience, vocational aptitudes, personal and social adjustments, and employment opportunities of the customer and the medical, psychiatric, psychological, and other pertinent vocational, educational, cultural, social, recreational, and environmental factors that ~~effect~~affect the employment and rehabilitation needs of the customer; and (D) May include, to the degree needed an appraisal of the patterns of work behavior of the customer and services needed for the customer to acquire occupational skills and to develop work attitudes, work habits, work tolerance, and social and behavior patterns necessary for successful job performance, including the use of work in real job situations to assess and develop the capacities of the customer to perform adequately in a work environment; (iii) Referral, for the provision of rehabilitation technology services to the customer, to assess and develop the capacities of the customer to perform in a work environment; and (iv) An exploration of the customer's abilities, capabilities, and capacity to perform in work situations, which must be assessed periodically during trial work experience, including experiences in which the customer is provided appropriate supports of training. (Authority: Section 7(2) of the Act; 29 U.S.C. 705(2))
- c. **Assistive technology device** means any item, piece of equipment, or product system, whether acquired commercially off the shelf, modified, or customized, that is used to increase, maintain, or improve the functional capabilities of a customer with a disability. (Authority: Section 7(3) of the Act; 29 U.S.C. 705(3))
- d. **Assistive technology service** means any service that directly assists a customer with a disability in the selection, acquisition, or use of an assistive technology device, including: (i) The evaluation of needs of a customer with a disability, including a functional evaluation of the customer in his or her customary environment; (ii) Purchasing, leasing, or otherwise providing for the acquisition, by a customer with a disability, of an assistive technology device; (iii) Selecting, designing, fitting, customizing, adapting, applying, maintaining, repairing, or replacing assistive technology devices; (iv) Coordinating and using other therapies, interventions, or services with assistive technology devices, such as those associated with existing education and rehabilitation plans and programs; (v) Training or technical assistance for a customer with a disability or, if appropriate, the family members, guardians, advocates, or authorized representatives of the customer; and (vi) Training or technical assistance for professionals (including customers providing education and rehabilitation services), employers, or others who provide services to, employ, or are otherwise substantially involved in the major life functions of customers with disabilities, to the extent that training or technical assistance is necessary to the achievement of an employment outcome by a customer with a disability. (Authority: Sections 7(4) and 12(c) of the Act; 29 U.S.C. 705(4) and 709 (c))
- e. **Community rehabilitation program.** (i) Community rehabilitation program means a program that provides directly or facilitates the provision of one or more of the following vocational rehabilitation services to customers with disabilities to enable those customers

**PLANNING, POLICY AND GOVERNMENTAL AFFAIRS**  
**NOVEMBER 30, 2015**

to maximize their opportunities for employment, including career advancement: (A) Medical, psychiatric, psychological, social, and vocational services that are provided under one management; (B) Testing, fitting, or training in the use of prosthetic and orthotic devices; (C) Recreational therapy; (D) Physical and occupational therapy; (E) Speech, language, and hearing therapy (F) Psychiatric, psychological, and social services, including positive behavior management;. (G) Assessment for determining eligibility and vocational rehabilitation needs; (H) Rehabilitation Evaluation or control of specific disabilities; (K) Orientation and mobility services for customers who are blind; (L) Extended employment; (M) Psychosocial rehabilitation services; (N) Supported employment services and extended services; (O) Services to family members if necessary to enable the applicant or eligible customer to achieve an employment outcome; (P) Personal assistance services; (Q) Services similar to the services described in paragraphs (A) through (P) of this definition. (ii) For the purposes of this definition, the word program means an agency, organization, or institution, or unit of an agency, organization, or institution, that provides directly or facilitates the provision of vocational rehabilitation services as one of its major functions.

- f. **Comparable services and benefits means**, (i) Services and benefits that are (A) Provided or paid for, in whole or in part, by other Federal, State, or local public agencies, by health insurance, or by employee benefits; (B) Available to the customer at the time needed to ensure the progress of the customer toward achieving the employment outcome in the customer's individualized plan for employment in accordance with Sec. 361.53; and (C) Commensurate to the services that the customer would otherwise receive from the designated State vocational rehabilitation agency. (ii) For the purposes of this definition, comparable benefits do not include awards and scholarships based on merit. (Authority: Sections 12 (c) and 101 (a)(8) of the Act; 29 U.S.C. 709 (c) and 721 (a)(8))
- g. **Competitive employment** means work; (i) in the competitive labor market that is performed on a full-time or part-time basis in an integrated setting; and (ii) For which a customer is compensated at or above the minimum wage, but not less than the customary wage and level of benefits paid by the employer for the same or similar work performed by customers who are not disabled. (Authority: Sections 7(11) and 12(c) of the Act; 29 U.S.C. 705(11) and 709 (c))
- h. **Employment outcome** means, with respect to a customer, entering or retaining full-time or, if appropriate, part-time competitive employment, as defined in Sec. 361.5 (b)(11), in the integrated labor market, supported employment, or any other type of employment in an integrated setting, including a customer's strengths, resources, priorities, concerns, abilities, capabilities, interests, and informed choice. (Authority: Sections 7(11), 12(c), 100(a)(2), and 102 (b)(3)(A) of the Act; 29 U.S.C. 705 (11), 709(c), 720 (a)(2), and 722 (b)(3)(A))
- i. **Employment outcome maintained** means the customer has maintained the employment outcome for an appropriate period of time, but not less than 90 days, necessary to ensure the stability of the employment outcome and the customer no longer needs vocational rehabilitation services.



**PLANNING, POLICY AND GOVERNMENTAL AFFAIRS**  
**NOVEMBER 30, 2015**

- j. **Satisfactory outcome** means at the end of the appropriate period, not less than 90 days, the customer and the vocational counselor consider the employment outcome to be satisfactory and agree that the customer is performing well in the employment.
- k. **Extended services** means ongoing support services and other appropriate services that are needed to support and maintain a customer with a most significant disability in supported employment and that are provided by a State agency, a private nonprofit organization, employer, or any other appropriate resource, from funds other than funds received under this part and 34 CFR part 363 after a customer with a most significant disability has made the transition from support provided by the designated State unit. (Authority: Sections 7 (13) and 623 of the Act; 29 U.S.C. 705 (13) and 795i)
- l. **Family member**, for purposes of receiving vocational rehabilitation services in accordance with Sec 361.48(i), means a customer; (i) Who either, (A) Is a relative or guardian of an applicant or eligible customer; or (B) Lives in the same household as an applicant or eligible customer; (ii) Who has a substantial interest in the well-being of that customer; and (iii) Whose receipt of vocational rehabilitation services is necessary to enable the applicant or eligible customer to achieve an employment outcome. (Authority: Sections 12 (c) and 103 (a)(17) of the Act; 29 U.S.C. 709 (c) and 723 (a)(17))
- ~~m. **Homemaker** is recognized as non-competitive gainful work. In order for a household manager<sup>[TP2]</sup> to be considered an appropriate vocational objective, the customer must perform a majority of certain work activities within a family unit. These include, but are not limited to: family financial management, cleaning, meal preparation, laundry, mending, childcare, and other household activities. The performance of these responsibilities must positively impact the family's economic circumstances. For example, by rehabilitating a household manager, economic advantage occurs because the family will not have to pay someone else to perform household management tasks.~~
- ~~n.m.~~ **Indian tribe** means any Federal or State Indian tribe, band, Rancheria, pueblo, colony, or community, including any Idaho native village or regional village corporation. (Authority: Section 7 (19)(B) of the Act; 29 U.S.C. 705 (19)(B))
- ~~o.n.~~ **Customer with a disability**, except as provided in Sec. 361.5(b) (29), means a customer (i) Who has a physical or mental impairment; (ii) Whose impairment constitutes or results in a substantial impediment to employment; and (iii) Who can benefit in terms of an employment outcome from the provision of vocational rehabilitation services. (Authority: Sections 7(20)(A) of the Act; 29 U.S.C. 705(20)(A))
- ~~p.o.~~ **Customer's representative** means any representation chosen by a customer or eligible customer, as appropriate, including a parent, guardian, other family member, or advocate, unless a representative has been appointed by a court to represent the customer, in which case the court-appointed representative is the customer's representative. (Authority: Sections 7 (22) and 12 (c) of the Act; 29 U.S.C. 705(22) and 709 (c))
- ~~q.p.~~ **Informed choice** means the process by which customers in the public rehabilitation program make decisions about their vocational goals, the services and service providers necessary to reach those goals, and how those services will be procured. The decision making process takes into account the customer's values, lifestyle, and characteristics, the

availability of resources and alternatives, and general economic conditions. Informed choice is a collaborative process involving the customer and IDVR staff in coordination with other resources as necessary.

**Informed Choice Guidelines:**

Informed choice does not mean unlimited choice. A customer's choices are limited by several factors.

- The choice must relate to and be necessary to achieving an employment outcome
- The choice must be consistent with the customer's strengths, resources, priorities, abilities, capabilities, needs and interests.
- The choice must be made pursuant to all Federal, State, and IDVR rules related to purchasing and providing services.
- When deciding what goods and services will be provided, the following will be part of the informed choice decision:
  - Cost, accessibility, and duration of potential services;
  - Customer satisfaction with those services to the extent that information relating to customer satisfaction is available;
  - Qualifications of potential service providers;
  - Types of services offered by the potential providers;
  - Degree to which services are provided in integrated settings; and
  - Outcomes achieved by individuals working with service providers, to the extent that such information is available.

**f.g. Integrated setting**, (i) With respect to the provision of services, means a setting typically found in the community in which applicants or eligible customers interact with non-disabled customers other than non-disabled customers who are providing services to those applicants or eligible customers; (ii) With respect to an employment outcome, means a setting typically found in the community in which applicants or eligible customers interact with non-disabled customers, other than non-disabled customers who are providing services to those applicants or eligible customers, to the same extent that non-disabled customers in comparable positions interact with other persons. (Authority: Sections 12 (c) of the Act; 29 U.S.C. 709 (c))

**s.r. Maintenance** means monetary support provided to a customer for expenses, such as food, shelter, and clothing, that are in excess of the normal expenses of the customer and that are necessitated by the customer's participation in an assessment for determining eligibility and vocational rehabilitation needs or the customer's receipt of vocational rehabilitation services under an individualized plan for employment. (Authority: Sections 12 (c) and 103 (a)(7) of the Act; 29 U.S.C. 709 (c) and 723 (a)(7))

**t.s. Ongoing support services**, as used in the definition of "Supported employment" (i) Means services that are (A) Needed to support and maintain a customer with a most significant disability in supported employment; (B) Identified based on a determination by the designated State unit of the customer's need as specified in an individualized plan for employment; and (C) Furnished by the designated State unit from the time of job placement until transition to extended service, unless post-employment services are provided following transition, and thereafter by one or more extended services providers

throughout the customer's term of employment in a particular job placement or multiple placements if those placements are being provided under a program of transitional employment; (ii) Must include an assessment of employment stability and provision of specific services or the coordination of services at or away from the worksite that are needed to maintain stability bases on; (A) At a minimum, *twice-monthly monitoring at the worksite* of each customer in supported employment; or (B) If under specific circumstances, especially at the request of the customer, the individualized plan for employment provides for *off-site monitoring, twice monthly meetings with the customer*; (iii) Consist of; (A) Any particularized assessment supplementary to the comprehensive assessment of rehabilitation needs described in paragraph (b)(6)(ii) of this section; (B) The provision of skilled job trainers who accompany the customer for intensive job skill training at the work site; (C) Job development and training; (D) Social skills training; (E) Regular observation or supervision of the customer; (F) Follow-up services including: regular contact with the employers, the customers, the parents, family members, guardians, advocates, or authorized representatives of the customers, and other suitable professional and informed advisors, in order to reinforce and stabilize the job placement; (G) Facilitation of natural supports at the worksite; (H) Any other service identified in the scope of vocational rehabilitation services for customers, described in SEC. 361.48; or (I) Any service similar to the foregoing services. (Authority: Sections 7 (27) and 12 (c) of the Act; 29 U.S.C. 705 (27) and 709 (c))

**u.t. Personal assistance services** means a range of services provided by one or more persons designed to assist a customer with a disability to perform daily living activities on or off the job that the customer would typically perform without assistance if the customer did not have a disability. The services must be designed to increase the customer's control in life and ability to perform everyday activities on or off the job. The services must be necessary to the achievement of an employment outcome and may be provided only while the customer is receiving other vocational rehabilitation services. The services may include training in managing, supervising, and directing personal assistance services. (Authority: Sections 7(28), 102(b)(3)(B)(i)(I), and 103(a)(9) of the Act; 29 U.S.C. 705(28), 722(b)(3)(B)(i)(I), and 723(a)(9)) [[Page 272]]

**u. Physical and mental restoration services** means; (i) Corrective surgery or therapeutic treatment that is likely, within a reasonable period of time, to correct or substantially modify a stable or slowly progressive physical or mental impairment that constitutes a substantial impediment to employment; (ii) Diagnosis of and treatment for mental or emotional disorders by qualified personnel in accordance with State licensure laws; (iii) Dentistry; (iv) Nursing services; (v) Necessary hospitalization (either inpatient or outpatient care) in connection with surgery or treatment and clinic services; (vi) Drugs and supplies; (vii) Prosthetic and orthotic devices; (viii) Eyeglasses and visual services, including visual training, and the examination and services necessary for the prescription and provision of eyeglasses, contact lenses, microscopic lenses, telescopic lenses, and other special visual aids prescribed by personnel that are qualified in accordance with State licensure laws; (ix) Podiatry; (x) Physical therapy; (xi) Occupational therapy; (xii) Speech or hearing therapy; (xiii) Mental health services; (xiv) Treatment of either acute or chronic medical complications and emergencies that are associated with or arise out of the provision of physical treatment; (xv) Special services for the treatment of customers

**PLANNING, POLICY AND GOVERNMENTAL AFFAIRS**  
**NOVEMBER 30, 2015**

with supplies; and (xvi) Other medical or medically related rehabilitation services.  
(Authority: Sections 12 (c) and 103 (a)(6) of the Act; 29 U.S.C. 709 (c) and 723 (a)(6))

v. *Pre-employment transition services* are those services/activities for students with disabilities<sup>[TP3]</sup> (see page 10 for definition of student with disability). Required activities include job exploration counseling; work-based learning experiences, which may include in-school or after school opportunities, or experience outside the traditional school setting (including internships), that is provided in an integrated environment in the community to the maximum extent possible; counseling on opportunities for enrollment in comprehensive transition or postsecondary educational programs at institutions of higher education; workplace readiness training to develop social skills and independent living; and instruction in self-advocacy. Authorized activities may also be provided. (Authority: Section 7(30), and 113 of the Act; 29 U.S.C. 7(30) and 733)

†.w. *Physical or mental impairment* means; (i) Any physiological disorder or condition, cosmetic disfigurement, or anatomical loss affecting one or more of the following body systems: neurological, musculo-skeletal, special sense organs, respiratory (including speech organs), cardiovascular, reproductive, digestive, genitourinary, hemic and lymphatic, skin, and endocrine; or (ii) Any mental or psychological disorder such as mental retardation, organic brain syndrome, emotional or mental illness, and specific learning disabilities. (Authority: Sections 7(20)(A) and 12 (c) of the Act; 29 U.S.C. 705(20)(A) and 709 (c))

†.x. *Post-employment services* means one or more of the services identified in Section 361.48 that are provided subsequent to the achievement of an employment outcome and that are necessary for a customer to maintain, regain, or advance in employment, consistent with the customer's strengths, resources, priorities, concerns, abilities, capabilities, interests, and informed choice. (Authority: Sections 12 (c) and 103 (a)(18) of the Act; 29 U.S.C. 709 (c) and 723 (a)(18)) Note to paragraph (b) (42): Post-employment services are intended to ensure that the employment outcome remains consistent with the customer's strengths, resources, priorities, concerns, abilities, capabilities, interests, and informed choice. These services are available to meet rehabilitation needs that do not require a complex and comprehensive provision of services and, thus, should be limited in scope and duration. If more comprehensive services are required, then a new rehabilitation effort should be considered. Post-employment services are to be provided under an amended individualized plan for employment; thus, a re-determination of eligibility is not required. The provision of post-employment services is subject to the same requirements in this part as the provision of any other vocational rehabilitation service. Post-employment services are available to assist a customer to maintain employment, eg-e.g., the customer's employment is jeopardized because of conflicts with supervisors or co-workers, and the customer needs mental health services and counseling to maintain the employment; to regain employment, e.g., the customer's job is eliminated through re-organization and new placement services are needed; and to advance in employment, e.g., the employment is no longer consistent with the customer's strengths, resources, priorities, concerns, abilities, capabilities, interests, and informed choice.

The customer is informed through appropriate modes of communication of the availability of post-employment services.

y. **Rehabilitation engineering** means the systematic application of engineering sciences to design, develop, adapt, test, evaluate, apply, and distribute technological solutions to problems confronted by customers with disabilities in functional areas, such as mobility, communications, hearing, vision, and cognition, and in activities associated with employment, independent living, education, and integration into the community. (Authority: Section 7(12)(c) of the Act; 29 U.S.C. 709 (c))

~~z.~~ **Rehabilitation technology** means the systematic application of technologies, engineering methodologies, or scientific principles to meet the needs of, and address the barriers confronted by, customers with disabilities in areas that include: education, rehabilitation, employment, transportation, independent living, and recreation. The term includes rehabilitation engineering, assistive technology devices, and assistive technology services. (Authority: Section 7(30) of the Act; 29 U.S.C. 705(30))

aa. **Student<sup>TP4</sup> with a disability** is an individual with a disability who is under the age of 22 at the time of service delivery and is eligible for and receiving special education services or is on a 504 Plan. (Authority: Section 7(37) of the Act; 29 U.S.C. 705(37))

y.bb. **Substantial impediment to employment** means that a physical or mental impairment (in light of attendant medical, psychological, vocational, educational, communication, and other related factors) hinders a customer from preparing for, entering into, engaging in, or retaining employment consistent with the customer's abilities and capabilities. (Authority: Sections 7(20)(A) and 12 (c) of the Act; 29 U.S.C. 705(20)(A) and 709 (c))

~~z.~~cc. **Supported employment means**, (i) Competitive employment in an integrated setting, or employment in integrated work settings in which customers are working toward competitive employment, consistent with the strengths, resources, priorities, concerns, abilities, capabilities, interests, and informed choice of the customers with ongoing support services for customers with the most significant disabilities; (A) For whom competitive employment has not traditionally occurred or for whom competitive employment has been interrupted or intermittent as a result of a significant disability; and (B) Who, because of the nature and severity of their disabilities, need intensive supported employment services from the designated State unit and extended services after transition as described in paragraph (b)(20) of this section to perform this work; or (ii) Transitional employment, as defined in paragraph (b)(54) of this section, for customers with the most significant disabilities due to mental illness. (Authority: Section 7(35) of the Act; 29 U.S.C. 705(35))

aa.dd. **Supported employment services** means ongoing support services and other appropriate services needed to support and maintain a customer with a most significant disability in supported employment that are provided by the designated State unit; (i) For a period of time not to exceed 1824 months, unless under special circumstances the eligible customer and the rehabilitation counselor or coordination jointly agree to extend the time, to achieve the employment outcome identified in the individualized plan for employment; and (ii) Following transition, as post-employment services that are

**PLANNING, POLICY AND GOVERNMENTAL AFFAIRS**  
**NOVEMBER 30, 2015**

unavailable from an extended services provider and that are necessary to maintain or regain the job placement or advance in employment. (Authority: Sections 7(36) and 12 (c) of the Act; 29 U.S.C. 705(36) and 709 (c))

~~bb-ee.~~ **Transition services** means a coordinated set of activities for a student designed within an outcome-oriented process that promotes movement from school to post-school activities, including: post-secondary education, vocational training, integrated employment (including supported employment), continuing and adult education, adult services, independent living, or community participation. The coordinated set of activities must be based upon the student's needs, taking into account the student's preferences and interests, and must include instruction, community experiences, the development of employment and other post-school adult living objectives, and, if appropriate, acquisition of daily living skills and functional vocational evaluation. Transition services must promote or facilitate the achievement of the employment outcome identified in the student's individualized plan for employment. (Authority: Sections 7(37) and 103 (a)(15) of the Act; 29 U.S.C. 705(37) and 723 (a)(15))

~~ee-ff.~~ **Transitional employment**, as used in the definition of "Supported **E**mployment," means a series of temporary job placements in competitive work in integrated settings with ongoing support services for customers with the most significant disabilities due to mental illness. In transitional employment, the provision of ongoing support services must include continuing sequential job placement until job permanency is achieved. (Authority: Sections 7(35)(B) and 12 (c) of the Act; 29 U.S.C. 705(35)(B) and 709 (c))

~~dd-gg.~~ **Transportation** means travel and related expenses that are necessary to enable an applicant or eligible customer to participate in a vocational rehabilitation service, including expenses for training in the use of public transportation vehicles and systems. (Authority: 103 (a)(8) of the Act; 29 U.S.C. 723 (a)(8)) (i)

~~ee-hh.~~ **Vocational Rehabilitation Counselor** (VRC) is the designated employee position in charge of managing the customer's case. For the purposes of this manual a Vocational Rehabilitation Specialist is considered a VRC.

~~ff.~~ ii. **Youth<sup>[TP5]</sup> with a disability** is an individual with a disability who is under the age of 25. (Authority: Section 7(42) of the Act; 29 U.S.C. 705(43))

[1.6 Use of Audio and Video Recordings. IDVR reserves the right to prohibit customer use of video and audio recording without prior approval by the Chief of Field Services.](#)

## SECTION 2.0 – ETHICS

A. All ~~Idaho Division of Vocational Rehabilitation (IDVR)~~ employees must adhere to the Idaho Ethics in Government Manual:

<http://www.ag.idaho.gov/publications/manuals.html>~~http://www2.state.id.us/ag/manuals/index.html~~

- B. IDVR ascribes to, and requires all Vocational Rehabilitation Counselors ([VRCs](#)) and [Field Services Staff](#) to follow the Code of Professional Ethics for Rehabilitation Counselors accepted by the Commission of Rehabilitation Counselor Certification (CRCC).  
<http://www.crccertification.com>
- C. Provision of Services to Potential and Current IDVR Employees/Interns/Volunteers
  - If an IDVR employee becomes a customer, their VR case will be served by a region other than where they work.
  - If an IDVR customer accepts employment with IDVR their case will be served by a region different than where they accepted employment.
- D. Internships, participants in training programs, or trial work experiences of customers served by IDVR will not be served from a counselor in the same office where the trial work, internship, or participation in training programs is located.
- E. If a family member of an employee or a family member of anyone who resides in the employee's residence applies for services they will be served by a counselor from a different region from the employee.
- F. An employee shall not financially benefit from decisions made under the authority of IDVR.
- G. An employee will not make IDVR purchases (case services or other purchases) from a family member or a family member of anyone who resides in the employee's residence, or from a business owned or controlled by such an individual. This includes customer reimbursements.

## **SECTION 3.0 PROTECTION, USE, AND RELEASE OF PERSONAL INFORMATION**

### ***3.1 Confidentiality***

All information acquired by [Idaho Division of Vocational Rehabilitation \(IDVR\)](#) must be used only for purposes directly connected with the administration of the vocational rehabilitation program. As a general rule, information containing personal information may not be shared with advisory or other bodies that do not have official responsibility for administration of the program, except as provided in this policy. Use, release, and obtaining of personal information by IDVR shall conform to applicable State law and rules, and applicable Federal law and regulations.

Requests for information under the Idaho public records laws should be referred to the deputy attorney general assigned to the Agency.

For purposes of this policy, informed written consent shall:

**PLANNING, POLICY AND GOVERNMENTAL AFFAIRS  
NOVEMBER 30, 2015**

- A. Be explained in language that the customer or their representative understands;
- B. Be dated, and specify the length of effect;
- C. Be specific in designating IDVR as the agency authorized to use, disclose or receive information;
- D. Be specifically designated to the parties to whom the information may be released;
- E. Specifically designate the parties whom the information may be released; and
- F. Be specific as to the purpose(s) for which the information may be used.



***3.2 Release of Personal Information to Customers with Disabilities, their Representative or Attorney***

If requested in writing by a customer of IDVR, and upon informed written consent by the customer and/or his or her representative, all information in such customer's case record that pertains to such customer shall be made available in a timely manner to that customer, except:

- 3.2.1** Medical, psychological or other information that IDVR believes may be harmful to the customer. This information may not be released directly to the customer but may be provided to the customer through a third party chosen by the customer, which may include, among others, an advocate, a family member, or a qualified medical or mental health professional, unless a representative has been appointed by a court to represent the customer, in which case the information must be released to the court appointed representative.
- 3.2.2** Information obtained from outside IDVR may be released only under the conditions established by the outside agency, organization or provider or mandated for them by Federal or State law.
- 3.2.3** An applicant or eligible customer who believes that information in the customer's record of services is inaccurate or misleading may request that IDVR amend the information. If the information is not amended, the request for an amendment must be documented in the record of service.
- 3.2.4** IDVR will respond to a case records request made under this section within ten (10) working days after receipt of a written request. One current copy of the case record will be made for the customer at no charge. Additional copies will be provided at the flat fee of \$25 each.

***3.3 Release to Other Agencies or Organizations***

If information requested has been obtained from another agency, organization or professional, it will be released only under conditions established by that agency, organization or professional.

- IDVR may release personal information without informed written consent of the customer in order to protect the customer or others when the customer poses a threat to his/her safety or the safety of others.

***3.4 Release in Response to Investigations in Connection with Law Enforcement***

IDVR shall release personal information in response to investigations in connections with law enforcement, fraud, or abuse, unless expressly prohibited by Federal or State laws or regulations, and in response to a court order.

### ***3.5 Release for Audit, Evaluation or Research***

At the discretion of the Administrator, personal information may be released to an organization, agency, or customer engaged in audit, evaluation or research only for purposes directly connected with the administration of the vocational rehabilitation program, or for purposes which would significantly improve the quality of life for customers with disabilities, and only if the organization, agency or customer assures that:

- A. The information will be used only for the purposes for which it is being provided;
- B. The information will be released only to customers officially connected with the audit, evaluation or research;
- C. The information will not be released to the involved customer;
- D. The information will be managed in a manner to safeguard confidentiality and,
- E. The final product will not reveal any personal identifying information without the informed written consent of the involved customer, and/or his/her representative.

### ***3.6 Subpoena for Release of Information to the Courts, Other Judicial Bodies, Worker's Compensation and Law Enforcement Agencies***

A subpoena issued to IDVR for information relating to a customer of IDVR must immediately be referred to the Chief of Field Services who will subsequently refer the document to the Deputy Attorney General assigned to the Agency to determine how the agency will respond to the subpoena.

### ***3.7 Social Security Information***

Confidentiality of SSA information is covered under Section 11.06 of the Social Security Act and may be disclosed only as prescribed by regulations. The Act permits disclosure of all information about a claimant to State VR agencies. State VR agencies routinely obtain information, including entitlement and medical information, from SSA records. Medical information may be obtained without the claimant's consent; however, State VR agencies may not permit access to such information, release it further (this includes other state agencies), or testify concerning it for any other purpose than the rehabilitation of the Social Security Disability beneficiary claimant. To obtain information from Disability Determination Services, a release form must be used.

## **SECTION 4.0 APPEALS PROCESS**

The ~~IDVR counselor~~[VRC](#) shall notify and provide written information to all applicants and eligible customers regarding:

- A. Their right to appeal determinations made by IDVR personnel, which affect the provision of rehabilitation services;

- B. Their right to request mediation;
- C. The names and addresses IDVR personnel to whom requests for mediation or appeals may be filed;
- D. The manner in which a mediator or hearing officer may be selected;
- E. Availability of assistance from the Client Assistance Program (CAP).
- F. If the Agency is following an Order of Selection, it shall inform all eligible customers of the priority they are in.

Timing of such notification shall be provided by the ~~IDVR counselor~~VRC:

- A. At the time a customer applies for rehabilitation services;
- B. At the time of the Individualized Plan for Employment (IPE) is developed;
- C. At the time the customer is assigned to a category in the State's Order of Selection, if applicable; and
- D. Upon reduction, suspension, or cessation of approved rehabilitation services for the customer.

*Whenever possible, IDVR will attempt to resolve conflicts informally or through the Dispute Resolution process. IDVR will not pay for a customer's legal services.*

IDVR shall make disability related accommodations to assist customers in the conduct of the appeals process.

#### ***4.1 Continuation of Services Pending Completion of the Appeal Process***

Pending a final determination of an Informal Review or Fair Hearing or participation in Mediation, IDVR may not suspend, reduce, or terminate approved services being provided under an IPE, unless the services were obtained through misrepresentation, fraud or collusion or the customer or authorized representative, requests suspension, reduction, or termination of services.

#### ***4.2 Client Assistance Program (CAP) and Supervisory Review***

The CAP and supervisory review are encouraged as a means to resolve dissatisfaction. These options are in keeping with the IDVR policy to resolve a customer's dissatisfaction at the earliest possible time.

### ***4.3 Dispute Resolution Process***

**4.3.1** The Informal Review process is an option available to the customer as a proven means likely to result in a timely resolution of disagreements. A customer must request an Informal Review within twenty-one (21) calendar days of the agency notice regarding IDVR's decision to provide or deny services that are in question. The request must be in writing to the [Regional ManagerRM](#). The request must describe the complaint.

In holding an Informal Review, the [Regional ManagerRM](#) will function as the Review Officer. At the customer's request another [Regional ManagerRM](#) may be substituted. The reviewer will be responsible for:

- A. Advising the customer of his/her right to have a representative present and encouraging the customer to use the services of CAP.
- B. Conducting the review within fifteen (15) calendar days following written receipt of a request for such a hearing. Unless an extension is agreed to by both parties.
- C. When the customer makes a documented effort to utilize CAP or another selected advocate to resolve his/her dissatisfaction, the time allowed for conducting an Informal Review will be extended accordingly.
- D. Holding the review at a time and place convenient to the customer, generally at the local IDVR branch office.
- E. Providing communication methods for those customers who have a sensory impairment. An interpreter will be provided for those customers who cannot communicate in English.
- F. If needed, assure that the customer is provided transportation to and from the review site.
- G. The Informal Review Officer ([Regional ManagerRM](#)) will attempt to resolve the matter to the satisfaction of the customer, developing a written proposal with the customer at the conclusion of the appeal process. The results are binding for the agency unless the proposal is not permitted by law. The customer may reject the proposal and request a Fair-Hearing within ten (10) calendar days of the Informal Review proposal or sixty (60) calendar days of the original IDVR decision, whichever ever one comes later.

### ***4.4 Mediation***

**4.4.1** Mediation is an alternate dispute resolution method available to applicants and eligible customers who have initiated the Formal Appeals Process.

- A. A customer must request Mediation within twenty (20) calendar days of the original decision or ten (10) calendar days following the written proposal from the

**PLANNING, POLICY AND GOVERNMENTAL AFFAIRS**  
**NOVEMBER 30, 2015**

Informal Review. Mediation is available to a customer when an Informal Review has not resolved the dispute to the satisfaction of the customer.

- B. Requests for mediation must be made in writing to the Chief of Field Services and clearly state the reason for dissatisfaction with the decision or results of the Informal Review. The Chief of Field Services will represent IDVR or assign a member of the administrative or supervisory staff who has not participated in the Agency action that created the customer's dissatisfaction.
- C. Participation in the mediation process is voluntary on the part of the customer and on the part of IDVR. Either party may reject mediation as an alternate dispute resolution method. Either party, once accepting mediation as an alternate dispute resolution method, may terminate the mediation process.
- D. Mediation is not used to deny or delay the customer's right to pursue a Fair Hearing. Should the customer and/or designated representatives select mediation in lieu of a Fair Hearing the option for the Fair Hearing will be extended to allow the results of the mediation to be established. After the final results of the mediation are determined, the customer retains the right to request a Fair Hearing.
- E. Mediation is conducted by qualified and impartial mediators, who are selected randomly from a list of mediators maintained by the IDVR.
- F. Mediation discussions are confidential and may not be used as evidence in a subsequent Fair Hearing. A confidentiality agreement will be signed by both parties at the beginning of the mediation process.
- G. The mediator will develop a written Mediation Agreement, if an agreement between the parties is reached, it must be signed by the customer, the mediator, and IDVR.
- H. Cost of mediation is paid by IDVR. IDVR is not required to pay for any cost related to the representation of a customer.

#### ***4.5 Fair Hearing Process***

The Fair Hearing Process is an option available to any customer who is dissatisfied with any determination made by personnel of IDVR that affects the provisions of vocational rehabilitation services. A customer may request a Fair Hearing immediately without having to go through the other appeal steps.

A customer may request, or if appropriate, may request through the customer's representative, a timely review of the determination. Such a request must be made within sixty (60) days of the IDVR decision resulting in the initial disagreement or within ten (10) calendar days of the conclusion of the Informal Review or ten (10) calendar days of the conclusion of the Mediation Process whichever is later. The Fair Hearing Process shall include a Fair Hearing by a Fair Hearing Officer (FHO).

**PLANNING, POLICY AND GOVERNMENTAL AFFAIRS  
NOVEMBER 30, 2015**

- 4.5.1 A Formal Hearing is a procedure whereby a customer who is dissatisfied with any determination concerning the provision or denial of IDVR services or the findings of the Informal Review or Mediation may seek a determination of the agency action before a Fair Hearing Officer.
- 4.5.2 A request for a Fair Hearing must be sent in writing to the Chief of Field Services and clearly state the customer's dissatisfaction with the Agency's decision.
- 4.5.3 The hearing shall be conducted within sixty (60) calendar days of receipt of the customer's request for review, unless informal resolution is achieved prior to the 60<sup>th</sup> day, or both parties agree to a specific extension of time.
- 4.5.4 A list of Fair Hearing Officers shall be identified jointly by the Administrator of IDVR and the State Rehabilitation Council.
- 4.5.5 The Fair Hearing Officer will be selected from the list by the Administrator of IDVR and the customer.
- 4.5.6 The Fair Hearing Officer shall issue a written report of the findings and decision of the hearing within thirty (30) calendar days of the completion of the hearing.
- 4.5.7 The decision of the Fair Hearing Officer shall be considered final by the agency.
- 4.5.8 Any party who disagrees with the findings and decisions of a Fair Hearing Officer shall have the right to bring a civil action with respect to the matter in dispute. The action may be brought in any State court of competent jurisdiction or in a district court of the United States of competent jurisdiction without regard to the amount in controversy.

**SECTION 5.0 APPLICATION AND ELIGIBILITY DETERMINATION**

- A. People with disabilities can achieve competitive, high quality employment in an integrated setting and can live full productive lives.
- B. People with disabilities often experience major barriers related to the low expectations of and misunderstandings toward, people with disabilities that exists within society, within the persons with disabilities themselves, and sometimes, within our own rehabilitation system.
- C. People with disabilities should have responsibility and accountability to make their own choices about their lives; the kind of employment they want to pursue, who they want to provide services for them, as well as the kind of services they need.
- D. The primary purpose and role of the public vocational rehabilitation system is to empower individuals with disabilities by providing them with information, education, training, and confidence, in order that they will make effective employment choices when appropriately informed. It is also the purpose of the public vocational rehabilitation

system to support those choices when they are based upon reasonable and verifiable premises.

- E. The most effective rehabilitation occurs when there are true partnerships between the Federal and State partners, State agency providers, community providers and employers, the disability community, all other partners, and the consumer.

The ultimate goal is to provide eligible customers with the skills, tools and information to aid in their vocational discovery process and to initiate informed choices when creating their Individualized Plan for Employment (IPE) with the ~~VR counselor~~ [VRC](#).

### ***5.1 Inquiry***

IDVR will respond to all general inquiries for VR services received via telephone, mail or electronic format within seven (7) business days.

### ***5.2 Referral***

A completed ~~r~~Referral form for VR services from customers available to participate in services that are made via mail or electronic format will be entered into the case management system as an open referral within three (3) business days. IDVR staff will make a minimum of three (3) attempts to contact the customer before the referral is closed. The first attempt will include a phone call or e-mail. If unable to make contact, a letter will be sent to confirm IDVR has received the inquiry and will include the ~~VR~~[IDVR](#) office phone number. If the customer does not respond to the first letter, a second letter will be sent stating that IDVR has been unable to contact the customer and that the referral for services will be closed. Attempts to reach the customer and those results will be documented in the case management system.

### ***5.3 Application for Idaho Division of Vocational Rehabilitation (IDVR) Services***

An application process is complete when the following three criteria are met:

1. IDVR receives a signed and dated application signature sheet from a customer or his/her representative, or an alternate request for application is made to an IDVR office;

~~AND~~

2. The customer provides the information needed to begin an assessment of eligibility. Information gathered in the intake interview meets this criterion;

~~AND~~

3. The customer is available and free of restrictions to complete the assessment process for determining eligibility for VR services.

There is no duration of residency requirement. The customer must be living in the State of Idaho and legally able to work in the United States.

Applicants must be available and participate in the eligibility determination process.

IDVR must, as part of the application process, inform applicants that the goal of ~~the~~ VR services is to assist eligible customers to obtain or maintain employment and that services provided are toward this goal. Customers must also be informed of their rights and responsibilities.

The 60-day eligibility determination period begins when the application process is complete.

### **5.3.1 Orientation to Vocational Rehabilitation**

IDVR is obligated to provide all customers with information about the following:

1. The Client Assistance Program (CAP);
2. Confidentiality;
3. VR services;
4. Informed choice;
5. The rehabilitation process;
6. That customers who receive VR services must intend to achieve an employment outcome;
7. The rights and responsibilities of the customer; and
8. The VR appeals process.

This information may be conveyed to customers through group orientations, in a one-on-one interview setting or over the telephone by IDVR staff.

### **5.3.2 Intake Interview**

The intake interview is part of the application process and is the beginning of the assessment process to determine eligibility and potential services to be included on the Individualized Plan for Employment (IPE). Medical, psychological, social, vocational, educational, cultural and economic information is gathered to determine the unique strengths, abilities, and interests of the customer.

Prior to the end of the intake interview, the IDVR staff member should identify the actions needed by both IDVR and the customer. This could include:

1. Appointment(s) scheduled
2. Releases of Information obtained
3. Authorizations to be issued
4. Referral letters
5. Next scheduled meeting
6. Existing information the customer agrees to provide [VRIDVR](#) staff

### **5.4 Assessment for Determining Eligibility**

Any customer who applies for services shall undergo an assessment for determining eligibility and the priority for services, the results of which shall be shared with the customer.

The assessment will be conducted in the most integrated setting possible and consistent with the needs and informed choice of the customer.



Eligibility for IDVR services shall be determined within a reasonable period of time, not to exceed sixty (60) days after the application for services (All three components of an application received) unless the following occurs:

- A. The customer is notified that exceptional and unforeseen circumstances beyond control of IDVR preclude the counselor from completing the determination within the prescribed time frame and customer agrees that an extension of time is warranted;

OR

- B. A trial work experience including an exploration of the customer’s abilities, capabilities, and capacity to perform in work situations is carried out;

OR

- C. An extended evaluation is necessary.

### ***5.5 Eligibility Criteria***

A customer is eligible for Vocational Rehabilitation if the following criteria are met:

- A. A determination by qualified personnel that the customer has a physical or mental impairment;
- B. A determination by a qualified ~~vocational rehabilitation counselor~~VRC that the customer’s physical or mental impairment constitutes or results in a substantial impediment to employment for the applicant;
- C. A determination by a qualified ~~vocational rehabilitation counselor~~VRC employed by IDVR that the customer requires vocational rehabilitation services to prepare for, secure, retain or regain employment consistent with the applicant’s unique strengths, resources, priorities, concerns, abilities, capabilities, interest, and informed choice;
- D. A presumption by a qualified ~~vocational rehabilitation counselor~~VRC that the applicant can benefit in terms of an employment outcome from the provision of vocational rehabilitation services.

**NOTE:** *The customer can benefit in terms of an employment outcome from vocational rehabilitation services unless the counselor demonstrates on the basis of clear and convincing evidence, and only after an exploration of the customer’s abilities, capabilities, and capacity to perform in work situations or an extended evaluation is carried out, that such customer is incapable of benefiting from vocational rehabilitation services in terms of an employment outcome.*

#### **5.5.1 Qualified Personnel**

IDVR has established a policy for “qualified personnel” for the purpose of disability determination. Under the Rehabilitation Act, the assessment for determining eligibility must be made by “qualified personnel” including, if appropriate, personnel skilled in rehabilitation

**PLANNING, POLICY AND GOVERNMENTAL AFFAIRS**  
**NOVEMBER 30, 2015**

technology (Section 103 (a)(1) of the Act). In addition, diagnosis and treatment for mental and emotional disorders must be provided by “qualified personnel who meet State licensure laws” (Section 103 (a)(6)(F) of the Act).

Qualified personnel are those who meet existing licensure, certification, or registration requirements applicable to the profession, this includes ~~VR Counselor~~ VRs who meet IDVR’s Comprehensive System of Personnel Development (CSPD) policy.

The determination of the existence of impairment should be supported by medical and/or psychological documentation. Medical/psychological disabilities shall be diagnosed by qualified personnel who demonstrate the possession of requisite State licensure, certification, or registration of requirements applicable to the practice of their profession within the state of Idaho.

The following occupations have been licensed in Idaho to provide general medical diagnoses. *The ~~VR Counselor~~ VR can utilize general medical diagnoses established by these medical professionals:*

- Medical Physician or Doctor of Osteopathy
- Nurse Practitioner (works under own licensure)
- Physician’s Assistant (works under a “Delegation of Services Agreement” with a physician providing oversight)

The following occupations have been licensed in Idaho to provide specific medical diagnoses within the specialized areas of competency for which the specific licensure has been determined. *It is critical that the ~~VR Counselor~~ VR take special precaution to ensure that when utilizing medical diagnoses from one of the medical professions listed below that only those areas of expertise for which the particular professional has been credentialed are documented within the eligibility determination module.*

- Licensed Psychologist
- Chiropractor
- Naturopath
- Podiatrist
- Optometrist
- Physical Therapist
- Dentist/Orthodontist
- Advanced Certified Alcohol and Drug Counselor (ACADC) / Certified Alcohol and Drug Counselor (CADC) (restricted to identifying alcohol and drug impairment related to specific testing outcome)
- School Psychologist (limited to diagnosing eligibility for school related special needs services)
- Licensed Audiologist (restricted to diagnosing hearing impairments specifically related to audiological testing results when medical conditions have been ruled out)

For further clarification, you may access [www.ibol.idaho.gov](http://www.ibol.idaho.gov) and connect to “The Individual Board Pages” to determine the full extent of the professional latitude allocated to the medical occupations that are licensed to provide specialized services within narrowly defined parameters

of competency. The State Board of Medicine maintains jurisdiction over the authority and conduct of medical doctors.

Private ~~L~~icensing/certifying boards outside the ~~f~~Federal/~~s~~State purview cannot be utilized as a basis for VR diagnostic purposes.

### 5.5.2 Social Security Presumption

Any applicant, who has been determined eligible for Social Security benefits under Title II or Title XVI of the Social Security Act, based upon their disability, is presumed to meet the eligibility requirements for vocational rehabilitation services and is considered a customer with a significant disability.

Following an application and initial interview where a customer reports receiving SSI or SSDI, the counselor will obtain verification of receipt of SSI/SSDI, such as an award letter, a copy of the customer's check, or a verification document through the Social Security Entry and Verification System (SVES). Upon verification, the customer is made eligible for vocational rehabilitation with a Presumption of Eligibility statement in the record of services.

NOTE: If the applicant presents sufficient medical documentation to determine eligibility at the first meeting, verification will still be procured but eligibility can be determined immediately without designating presumptive status.

The assessment for determining rehabilitation needs will continue, as needed, to obtain information necessary to determine the Individual~~ized~~ Plan for Employment. This assessment will include: gathering existing records to determine the customer's impairment, impediment and nature and scope of the VR services necessary to obtain an employment outcome consistent with the customer's unique strengths, resources, priorities, concerns, abilities, capabilities, interests, and informed choice.

When the assessment adequately documents the impairment(s), employment impediment(s) and required service(s) needed, the qualified ~~VR counselor~~VRCs completes an Eligibility Determination in the Agency's computerized data system.

If a customer receives disability benefits under Title II or Title XVI of the Social Security Act and intends to work, IDVR presumes eligibility for services, unless, because of the significance of the customer's disability, a ~~VR counselor~~VRC cannot presume that VR services will enable the customer to work (based on clear and convincing evidence).

Should the significance of the disability prevent a ~~VR counselor~~VRC from presuming that VR services will enable the customer to work, the customer will be asked to complete a trial work experience in order for the counselor to make an eligibility determination.

If the customer cannot take advantage of a trial work experience, an extended evaluation must be conducted in order to make the decision of eligibility.

### ***5.6 Review and assessment of data for eligibility determination***

The eligibility determination shall be based on the review and assessment of existing data, including: counselor observations, education records, and information provided by the customer or family, particularly information used by education officials and determinations made by officials or other agencies. Current medical records will be utilized to determine the nature and extent of the disability as well as for justification for the procurement of additional medical data when required to identify/verify alleged medical restrictions.

To the extent that existing data does not describe the current functioning of the customer, IDVR will conduct an assessment of additional data resulting from the provision of VR services including: trial work experiences, assistive technology devices and services, personal assistance services, and any other support services that are necessary to determine whether a customer is eligible.

**5.6.1 Eligibility/Ineligibility:** For each customer determined eligible or ineligible for vocational rehabilitation services, the record of services must include a dated Determination completed by a qualified ~~vocational rehabilitation counselor~~ VRC. Written notification of an ineligibility determination will be provided to the customer.

An ineligibility notification must include the reason for the determination, rights and responsibilities, ~~and~~ Client Assistance Program (CAP) information and information and referral to other appropriate agencies, which may include referral to the other workforce partners. A customer should be referred ~~to the local Department of Labor to address the customer's training or employment needs or~~ to the Extended Employment Services Program (Work Services / Sheltered Workshops) if the ineligibility is "Too Severely Disabled."

Ineligibility decisions based upon the severity of disability must outline clear and convincing evidence and require a period of trial work experiences or extended evaluation prior to closure. (See Closure, Section 13)

It is federally mandated that IDVR review the closure outcome of "too severely disabled" within 12 months of closure and annually thereafter, if requested. (See Section 13)

**5.6.2 Trial Work Experiences (TWE) for customers with significant disabilities:** Prior to any determination that a customer with a disability is incapable of benefiting from VR services in terms of an employment outcome because of the severity of that customer's disability, an exploration of that customer's abilities, capabilities, and the capacity to perform in realistic work situations must be conducted to determine whether or not there is clear and convincing evidence to support such a determination.

In such cases a written plan must be developed to assess and determine the above. The assessment must be provided in the most integrated setting possible, consistent with the informed choice and rehabilitation needs of the customer. TWE include: supported employment, situational assessment, and other experiences using realistic work settings and must be a sufficient variety and over a sufficient period of time to make such determination. Appropriate supports, including assistive technology devices and services

and personal assistance services to accommodate the rehabilitation needs of the customer must be provided.

Trial Work Experience is used to demonstrate whether the customer is capable of benefiting from VR services. Trial Work Experience will be conducted before Presumptive Eligibility is completed if there is a question regarding capacity to benefit.

TWEs may include: Community Based Work Evaluation (CBWE), job coaching, on-the-job training, supported employment or other experiences using realistic work settings, as well as assistive technology and other needed services.

Review the TWE Plan at least every 90 days to determine if there is sufficient evidence to conclude that the customer can benefit from VR Services in terms of an employment outcome or there is clear and convincing evidence that the customer is incapable of benefiting from VR Services in terms of an employment outcome due to the severity of the disability.

Make the determination for eligibility or case closure within the 18-month time frame.

**5.6.3 Extended Evaluation:** Under limited circumstances if a customer cannot take advantage of trial work experiences or if options for trial work experiences have been exhausted, an Extended Evaluation (EE) must be conducted to make these determinations.

In all cases where the counselor determines that an extended evaluation is required, the case record must include a Determination of Extended Evaluation completed by a qualified ~~VR counselor~~[VRC](#), which documents:

- A. That the customer has a physical or mental impairment which constitutes or results in a substantial impediment to employment and requires VR services, and
- B. That it is questionable if the customer is capable of benefiting from VR services in terms of an employment outcome because of the severity of the disability.

During the extended evaluation period, VR services must be provided in the most integrated setting possible, consistent with the informed choice and rehabilitation needs of the customer. There must be a written Extended Evaluation Plan for providing services necessary to make an eligibility or ineligibility determination. Only those services that are necessary to make the above determinations are to be provided and extended evaluation services are terminated when the qualified ~~vocational rehabilitation counselor~~[VRC](#) is able to make the determinations.

A customer will remain in extended evaluations only for the period of time required to determine if the customer can benefit from VR services in terms of an employment outcome but not to exceed eighteen (18) months. A review of the case shall be conducted as often as necessary but at least every ninety (90) days. Written documentation will be provided of determination.

## SECTION 6.0 THE DETERMINATION OF SIGNIFICANCE OF DISABILITY

### *6.1 Policy*

At the time a customer is determined eligible for VR services, a ~~VR counselor~~VRC will determine the significance of the disability and, based upon the determination, will assign the customer to a priority category. If the agency is not under an Order of Selection, the prioritization will be used (1) for planning purposes to ascertain services that can continue to be provided to all who are eligible and (2) to provide a structure for an easy transition to an Order of Selection if required. If the Agency is under an Order of Selection (see section 14), the priority categories are used to determine the order in which customers receive services.

### *6.2 Definitions*

#### **Priority Categories:**

- A. No Significant Disability (NSD)
- B. Significant Disability (SD)
- C. Most Significant Disability (MSD)

#### **No Significant Disability (NSD)**

- a. Who has a physical or mental impairment;
- b. Whose impairment constitutes or results in a substantial impediment to employment; and
- c. Who can benefit in terms of an employment outcome from the provision of vocational rehabilitation services.

#### **Significant Disability (SD)**

- a. Meets the criteria for a customer with no significant-disability;
- b. Experiences a severe physical and/or mental impairment that seriously limits two or more functional categories (such as mobility, work skills, self-care, interpersonal skills, communication, self-direction or work tolerance) in terms of an employment outcome; and
- c. Requires multiple primary Individualized Plan for Employment (IPE) services over an extended period of time (at least 6 months).

**Most Significant Disability (MSD)**

- a. Meets the criteria established for a customer with a significant disability;
- b. Experiences a severe physical and/or mental impairment that seriously limits three or more functional categories (such as mobility, work skills, self-care, interpersonal skills, communication, self-direction or work tolerance) in terms of an employment outcome; and
- c. Requires multiple primary Individualized Plan for Employment (IPE) services over an extended period of time (at least 6 months).

**Note:** Customers who are beneficiaries of Social Security Disability Insurance (SSDI) or recipients of Supplemental Security Income (SSI) for disability reasons are automatically classified as either SD or MSD depending upon the extent of their functional loss category limitations.

**Order of Selection (OOS):** When VR services cannot be provided to all eligible customers because of financial or service capacity constraints, the Agency will enter an Order of Selection process that will assure that first priority is giving to customers with the most significant disabilities. *Please review Section 14.0 for details regarding Order of Selection.*

**6.3 Procedures**

**Determination of Significance of Disability**

A ~~VR counselor~~VRC determines and adequately documents the level of severity of a customer's disability based on a review of the information gathered to determine eligibility. If additional information is necessary to make the determination, a ~~VR counselor~~VRC may obtain the information from the customer, customer's family, an outside professional and/or another public agency.

If adequate information is not available to describe or document current functioning, a ~~VR counselor~~VRC may purchase diagnostics from a qualified service provider.

A ~~VR counselor~~VRC reviews the data to determine:

- A. The number of functional capacity categories in terms of an employment outcome that are seriously impacted as a result of a disability;

AND

- B. Whether a customer is likely to need multiple primary IPE services to prepare for, obtain, or maintain a job;

AND

- C. The anticipated duration of IPE services are needed for an extended period of time (at least 6 months).

### Identifying a Serious Loss of Functional Capacity

Functional capacity categories include: mobility, work tolerance, communication, self-care, interpersonal skills, self-direction, and work skills. To identify a loss of functional capacity, a ~~VR counselor~~VRC reviews and assesses data provided by the customer or customer's family, observed by the ~~VR counselor~~VRC, or reported by another qualified professional to determine whether:

A. A loss of functional capacity resulting from a disability is present;

AND

B. The loss of functional capacity represents an impediment to employment;

AND

C. The loss of functional capacity meets the definition of "serious loss of functional capacity."

A serious loss of functional capacity means a reduction in capacity of the customer to the degree that the person requires services or accommodations not typically provided to other customers in order to prepare for, secure, or maintain a job.

A specific disability diagnosis does not automatically infer a serious loss of functional capacity. Although certain functional losses are commonly associated with specific disability diagnoses, the presence and seriousness of the loss is unique for each person. Therefore, a ~~VR counselor~~VRC must complete a thorough evaluation of loss of functional capacity for each customer.

Non-disability factors such as age, sex, race, cultural, geographic location, poor public transportation, legal history, or lack of training should not be considered when determining loss of functional capacity. It is within the ~~VR counselor~~VRC's judgment to determine whether limitations are disability related or not.

### Self-Reported or Observed Loss of Functional Capacity

A ~~VR counselor~~VRC may identify a loss of functional capacity based on a customer's self-report, reports from the family, school representative or others, or based on counselor observations.

For example, while interviewing an applicant who is hard of hearing, a ~~VR counselor~~VRC observes that the applicant is not able to effectively communicate verbally. Medical records clearly establish a hearing impairment, but do not address verbal limitations. Because a loss of functional capacity in verbal communication is consistent with and commonly associated with hearing loss, the ~~VR counselor~~VRC may determine, based on his or her observations, that a serious loss of functional capacity is present. To ensure the case service record explains and supports the determination, the ~~VR counselor~~VRC enters case narrative explaining that a loss in



the area of communication was observed, a summary of the observations, and how the loss of functional capacity affects the customer.

### **SD/MSD Checklist**

Once the ~~VR counselor~~VRC determines a disability-related loss of functional capacity, the ~~VR counselor~~VRC considers whether the loss of functional capacity meets the definition of a “serious loss of functional capacity” contained in the SD/MSD Checklist loss of functional capacity definitions. If the loss of functional capacity meets the definitions of a “serious loss of functional capacity” the ~~VR counselor~~VRC checks the appropriate indicator on the Checklist.

The ~~VR counselor~~VRC completes the SD/MSD Checklist for each customer as soon as sufficient information is available, but no later than sixty (60) days from the date of application (unless an extension has been agreed upon).

## **SECTION 7.0 ASSESSMENT OF VOCATIONAL REHABILITATION NEEDS**

### ***7.1 Primary Source of Information***

To the extent possible, the vocational goal, intermediate objectives, and the nature and scope of services to be included in the Individualized Plan ~~for~~ Employment (IPE) must be determined based on the data used for the assessment of eligibility and priority for services.

The Comprehensive Assessment to be completed prior to the development of the IPE will use, as a primary source of information, to the maximum extent possible, the following:

- A. Existing information
- B. Information provided by the customer and, where appropriate, by the family of the customer.
- C. The Assessment may also include new information acquired by IDVR including an in-house vocational evaluation; Community Based Work Evaluation (CBWE), aptitude tests, interest tests, job shadowing or any pertinent assessment required to identify the objectives, nature and scope of VR services that the customer may need in order to substantiate the choice of employment outcome.

### ***7.2 Comprehensive Assessment of Rehabilitation Needs***

A comprehensive assessment of rehabilitation needs is a process utilized to identify the customer’s strengths, resources, priorities, concerns, abilities, capabilities, interests, and informed choice as it relates to any potential vocational goal. The assessment shall be conducted in the most integrated setting possible, consistent with the informed choice of the customer.

#### **7.2.1 Assessment of the Customer’s Current Realities**

The ~~VR counselor~~VRC and customer will evaluate the following relevant factors.



**Work History:**

The ~~VR counselor~~VRC is required to obtain a thorough work history of the customer at the time of the intake interview. The gathering of this information requires the identification of job titles, job duties/responsibilities, and length of time in each position, hiring/educational requirements, and the reasons for leaving. Some attempt should be made to assess the customer's satisfaction with the job, the employer, and co-workers.

**Functional Limitations:**

Functional limitations need to be clearly outlined before the customer begins the development of a vocational goal. The establishment of an appropriate vocational goal requires that both the ~~VR counselor~~VRC and customer are aware of and address the true barriers to employment including the customer's perception of their limitations. This involves addressing the following areas:

- A. Physical limitations (lifting, walking, carrying, driving, stooping, reaching, handling, and bending)
- B. Mental limitations (coping with stress, working with other people, working alone)
- C. Current work tolerance
- D. Acceptance of disability
- E. Cognitive functioning

**Personal Social & Economic Factors:**

It is important for the ~~VR counselor~~VRC and customer to gather, document, and understand personal social and economic considerations. These considerations include:

- A. Values (personal and work)
- B. Family
- C. Service or support agencies
- D. Legal
- E. Financial (current realities and future expectations)
- F. Substance Use
- G. Non-financial resources / supports available

It is critical to understand the personal, social and economic factors as it relates to the development of the employment goal and the IPE.

**Aptitudes/Transferable Skills:**

To determine an appropriate employment goal the ~~VR counselor~~VRC and customer must identify the aptitudes, skills, and ability that the customer possesses. The following skill areas are to be addressed:

A. Personal

- Self-management
- Self-care
- Personality characteristics

B. Functional skills – A person’s level of skill working with data, people, and things.

C. Specific work skills – competencies in specific work task areas.

Many tools exist to assist the customer and the ~~VR counselor~~VRC to identify aptitudes and transferable skills.

**7.2.2 Identification of potential employment goal, rehabilitation needs, and IPE services**

The ~~VR counselor~~VRC and customer will evaluate a potential employment goal and identify rehabilitation needs and services required to achieve that employment goal.

**Vocational Assessment:**

Vocational assessment is a comprehensive process involving the ~~VR counselor~~VRC and the customer that focuses on functional abilities and will incorporate medical, psychological, social, vocational, educational, cultural, economic data, and real or simulated work. This is done to identify the employment goal, its overall feasibility, and the VR services that are needed to achieve that goal. Examples of vocational assessment include:

- A. Formal Vocational Evaluation
- B. Community Based Assessment
- C. Guidance & Counseling – Facilitated Self-Discovery
- D. Labor Market Research
- E. Assistive Technology Review

**7.3 IPE Development:**

Through the comprehensive assessment the customer has made an informed choice of his/her vocational goal. For the vocational goal to be implemented, the ~~VR counselor~~VRC must concur that the vocational goal is feasible. The ~~VR counselor~~VRC will then assist in identifying the IPE services needed to remove barriers to employment. The ~~VR counselor~~VRC is required to address all previously identified disability related barriers to employment. These services include but are not limited to:

- A. Counseling and Guidance
- B. Training
- C. Medical and mental restoration

- D. Disability adjustment training
- E. Information and referral services
- F. Interpreter services
- G. Job placement assistance
- H. Job readiness training
- I. Job search assistance
- J. Maintenance
- K. On-the-job supports
- L. On-the-job training
- M. Other services
- N. Personal attendant services
- O. Reader services
- P. Rehabilitation technology
- Q. Technical assistance services
- R. Transportation services

Vocational rehabilitation services are any services described in an IPE necessary to assist a customer with a disability in preparing for, securing, retaining, or regaining an employment outcome that is consistent with the strengths, resources, priorities, concerns, abilities, capabilities, interests, and informed choice of the customer.

The following are essential components that need to be addressed and documented as part of the comprehensive assessment:

- Compatibility of Disability with Employment
- Skills, Interests, Aptitudes, and Abilities
- Market Analysis
- Economic Expectations and Potential for Career Growth
- Vocational Strengths and Capacities
- Customer Financial Issues
- Informed Customer Choice
- Social Support
- Training and Academic Test Results
- Rehabilitation Technology needs
- Legal barriers and industry specific requirement (criminal issues, drug and alcohol screenings, tobacco use, etc.)

#### ***7.4 Medical Consultation Policy***

Medical consultants are retained by IDVR. Medical consultants can be used to review a customer's diagnostic information to determine; 1) if it is complete or if updated and/or additional medical reports are necessary; 2) to train the counselor about medical conditions; and 3) to assist in case management direction.

Examples of times to use a medical consultant are:

- A. Eligibility determination
- B. Plan development

- C. Prior to medical restoration services
- D. Whenever a VR staff member has a question about a customer's treatment, medications, or condition including such issues as the natural course of the disease or treatment options.

When presenting a case file to the medical consultant, be prepared to:

- 1. Present specific questions to the medical consultant; and
- 2. Speak knowledgeably about the customer.

Some examples of things a VR staff member may consider prior to medical consultation:

- A. File medical information in chronological order with most recent on top
- B. Highlight or tab important information
- C. Eliminate duplicate data
- D. List questions for the medical consultant

## SECTION 8.0 PARTICIPATION OF CUSTOMERS IN COST OF SERVICES *BASED ON FINANCIAL ~~NEED~~*<sup>[TP6]</sup>

In order to further IDVR's mission to help customers move towards independence and self-sufficiency, IDVR encourages customers to be personally invested in and contribute financially towards the cost of their VR plan, when possible. The extent of the customer's financial participation in the cost of Vocational Rehabilitation services is based on their income and other factors. ~~Regardless of the amount that is going to be contributed by the customer, the Financial Participation Assessment of the customer's financial participation~~ is an effective tool for identifying customer resources as they relate to VR planning and implementation, regardless of the amount contributed by the customer.

Reminder: Financial need and/or participation status are ~~is not a~~ factors in the eligibility determination.

### **Financial Participation**

~~When financial participation is assessed~~ using IDVR's Financial Participation Assessment (FPA) Form.

- 1. After eligibility, during plan development, while exploring comparable benefits, AND Using the Financial Participation Assessment (FPA) form.
- 2. Every twelve (12) months or ~~sooner~~ if financial circumstances change significantly, whichever occurs sooner.

### Financial Participation Assessment Guidelines

#### Services Exempt from Financial Participation:

A Financial Participation Assessment will be applied as a condition for providing ~~furnishing~~ all vocational rehabilitation services, EXCEPT for the following: (34 CFR 361.54(b) (3))

**PLANNING, POLICY AND GOVERNMENTAL AFFAIRS**  
**NOVEMBER 30, 2015**

1. Assessment ~~Purchased services~~ for determining eligibility and vocational rehabilitation needs.  
Note: Assessment services for determining eligibility and vocational rehabilitation needs, which are not diagnostic in nature and are provided in the trial work period (i.e., transportation), are subject to financial participation.
2. Vocational rehabilitation counseling and guidance and referral services;
3. Any auxiliary aid or services (e.g., interpreter services or reader services) that an individual with a disability requires in order for the individual to participate in the vocational rehabilitation program. Auxiliary aids and services do not include personally prescribed devices such as eye glasses, hearing aids, or wheelchairs;
4. Personal ~~a~~Assistance ~~s~~Services;
5. Job related services, including job search and placement assistance, job retention services, follow-up services, and follow-along services, i.e., Community Based Work Adjustment, Job Site Development (CBWAJSD), Community Based Work Adjustment (CBWA), Placement and Follow Along Job Site Development (P&FJSD), and Placement and Follow Along (P&F).

~~Customer Financial Participation for IPE Services~~ Upon completion of the FPA and the determination of services to be included on the IPE the counselor and customer will identify the specific IPE services that will be paid for by each party.

~~The FPA will be used to identify financial responsibility for IPE services.~~

It should be emphasized to the customer and vendor that, IDVR will not be responsible for the customer's debts, under any circumstances. If the customer's debts to a vendor inhibit the provision of services necessary to achieve the employment goal, IDVR will work with the customer to explore options for the continuation of services.

~~IDVR cannot, under any circumstances, pay for a customer's previous financial obligations or debts.~~

**~~Financial Participation Assessment (FPA) Form~~**

~~The VRC and customer will complete the FPA form in eligible status and identify the customer's financial participation responsibilities.~~

~~Estimate the cost for rehabilitation services each twelve (12) month period of the IPE. Calculate the amounts of participation to be provided by both the customer and IDVR for each twelve (12) month time period covered by the FPA.~~

**~~Directions for Completion:~~**

**Exemption from ~~R~~required ~~P~~participation**

Customers who receive SSI~~I~~ and/or SSDI~~I~~ are exempt from not required to make a financial contribution ~~toward the cost of services~~. However, to ensure a customer qualifies for this

exemption, written proof of SSDI or SSDI ~~qualification determination~~ must be received. ~~This information will be used in completing the FPA form exemption status for SSDI and/or SSI recipients. It should be noted that customers who receive Social Security benefits from under retirement, spouse of retired worker, child of a retired worker, child of deceased worker, widow, parent of deceased worker, spouse of disabled worker, or child of a disabled worker would not be eligible for this exemption. The VR Counselor must complete the top portion of the FPA certifying that the customer is exempt from any required financial participation. The VR Counselor will also make a note in the IPE and subsequent plan amendments that may be developed, in the appropriate section, outlining the customer's exemption.~~

### Factors for Determining Customer Financial Participation

Several factors are considered to determine a customer's level of financial participation, including the customer's and/or spouse's income, estimated annual plan costs, exclusions such as impairment related work expenses, and available financial resources which exceed the Department of Health and Human Services (HHS) Federal Poverty Guidelines.

The following steps are taken to identify the level of participation:

The applicable income is subject to two calculations. The first calculation will determine the required participation by comparing income category and expected plan costs.

The second calculation identifies an annual maximum percentage of the applicable income that the customer will be required to contribute toward their plan costs and will not exceed 25% of the applicable income.

The lower amount of the two calculations above will determine the customer's expected annual contribution. All service costs anticipated or purchased during the twelve (12) month period covered by the FPA are to be considered in aggregate rather than individually calculated.

#### 1. Income Data:

Customers (and spouse's if married) sources of income verification may include:

- Most recent year IRS tax filings,
- Employment Security Wage or Unemployment Benefit Reports,
- Employer generated pay stubs,
- Retirement program documents, or
- Documentation from public or private income support programs.  
(TANF and food stamps are examples that are not considered income)

#### Modification

The customer or their representative may request modification to the FPA, as needed to adjust for changes in income or other circumstances (e.g., disability related costs and number of family members). If modification is requested, the customer, parent or guardian must provide income verification from the sources listed above.

Exceptional Cases In exceptional cases, circumstances may occur where rigid adherence to the Financial Participation Policy and Procedures could seriously jeopardize the customer's opportunity to achieve rehabilitation objectives and an employment outcome. In such cases, the VRC may elect to seek an exceptions to the policy may be considered by reviewing the case with



**PLANNING, POLICY AND GOVERNMENTAL AFFAIRS  
NOVEMBER 30, 2015**

the ~~Regional Manager RM and who will then seek an exception approval by the~~ Chief of Field Services, or designee who will render a decision within ten (10) business days.

~~Total Income Excluded:~~

~~This figure is the Income Exclusion Allowance (300% of the Federal Poverty Level) plus exclusion of disability related expenses, per the Code of Federal Regulations — Title 34: Education: 361.54(2)(iv)(B).~~

~~For the purposes of this policy, the Social Security Administration's use of impairment-related work expenses will serve as a guideline to disability related expenses. A disability related work expense is an expense for an item or service, which is directly related to enabling an impaired customer to work, and which is necessarily incurred by that customer because of a physical or mental impairment. To qualify as a disability related work expense, the expense must be paid by the customer. Expenses paid by sources such as health insurance, vocational rehabilitation and the employer are not considered a disability related work expense for the customer with the impairment.~~

~~Examples include, but are not limited to:~~

- ~~• The cost of attendant care services rendered in the work setting or in assisting the customer in making the trip to and from work is considered an IRWE, however attendant care rendered on non-work days or those performed at any time which involve shopping or general homemaking are not considered a disability related work expense. Additionally, attendant services performed for other family members such as babysitting, are not considered a disability related work expense).~~
- ~~• Durable medical equipment which can withstand repeated use, is used to serve a medical purpose, and is generally not useful to a person in the absence of an illness or injury, such as wheelchairs, hemodialysis equipment, respirators, pacemakers, traction equipment.~~
- ~~• The cost of the modification of vehicle (but not the cost of the vehicle) in order to drive or be driven to work, where the modification is critical to the vehicle's operation or its accommodation of the customer. The modification must be directly related to the impairment (without the modification the customer would either be unable to drive or would be unable to ride in the vehicle).~~
- ~~• Expenses paid by a person with blindness in owning a guide dog including the costs of purchasing a dog, food, licenses and veterinary services.~~
- ~~• Prosthetic devices that replace internal body organs or external body parts (a prosthetic device primarily for cosmetic purposes usually is not considered a disability related work expense).~~
- ~~• The cost of drugs and medical services necessary to control the disabling condition, thereby enabling the customer to work (drugs and medical services used for minor physical or mental problems not resulting in any significant loss of function such as, yearly routine physical examinations, dental examinations and optician services and eyeglasses, when unrelated to a disabling visual impairment, are not considered a disability related work expense).~~
- ~~• Work equipment and assistants that are required to accommodate the impairment and perform the job such as, a one-handed typewriter, telecommunications device and a job coach paid for by the customer.~~

~~Applicable Income:~~

~~This section enables IDVR to specify the extent of the expected customer cost responsibility toward the cost of services during the upcoming twelve (12) month period of expected plan expenditures. The Income Exclusion Allowance is adjusted annually and is set at 300% of Federal HHS Poverty Guidelines.~~

~~Determination of Required Participation:~~

~~The Customer Participation Table (Table A) is formulated to assess that portion of Applicable Income, which is considered to be available to meet the cost of services. The customer is expected to contribute toward the service cost(s) at the specified percentage of participation level. The amount of financial participation will not exceed the Annual Maximum percentage of the customer's Applicable Income. All services cost anticipated or purchased during the twelve (12) month period covered by the DPA are to be considered in aggregate rather than individually calculated.~~

**TABLE A — CUSTOMER PARTICIPATION TABLE**

**Yearly Cost of Plan % of Participation**

<del>\$2,000 and Under</del>	<del>50%</del>
<del>Over \$2,000</del>	<del>75%</del>

~~Certification:~~

~~The customer, parents or legal guardian completing the Financial Participation Assessment Form will be required to provide ~~verify~~, by signature, that the information provided is correct. The customer, parents or legal guardian should be advised that he/she will be asked to financial documentation ~~the financial information provided for verification~~, from external sources, such as the most recent year IRS tax filings, Employment Security Wage or Unemployment Benefit Reports, employer generated pay stubs, retirement program documents, or documentation from public or private economic support programs. The form will then be signed by the VR counselor.~~

~~**Applying the Financial Participation Assessment Information to Making Purchases:**~~

~~If the customer has a financial participation requirement, it will be applied to purchases prior to assessing any caps from the Agency Payment Policy purchasing section (Section 12.20).~~

**SECTION 9.0 PURCHASE OF SERVICES AND SUPPLIES FOR PARTICIPANT USE IN THE VOCATIONAL REHABILITATION PROGRAM**

All purchases must follow fFederal, sState, and IDVR purchasing guidelines.

Purchases require written authorization (Authorization for Purchase (AFP))~~purchase order~~, prior to initiation of the service or the purchase of any equipment.

The responsibility for authorizing services and approving payment of those services must be assigned to separate employees.

Purchases will be made consistent with the prevention of discrimination due to race, religion, color, national origin, sex, age, and disability.

**PLANNING, POLICY AND GOVERNMENTAL AFFAIRS  
NOVEMBER 30, 2015**

The Rehabilitation Act of 1973, as amended, and its implementing regulations mandate procedures in the provision of services and methods of procurement. Customers with a disability served through the vocational rehabilitation program must be actively involved in choosing the vocational rehabilitation services they receive and the entities providing those services.

Consistent with procurement guidelines, a ~~VR counselor~~VRC cannot obligate ~~Idaho Division of Vocational Rehabilitation (IDVR)~~ to services that exceed his/her procurement authority. An Individualized Plan for Employment (IPE) that will include a service generating an ~~Authorization for Case Service (AFCS)~~ over \$5,000 will require the ~~Regional Manager~~RM's written approval of the IPE prior to the plan being approved. The ~~VR counselor~~VRC will inform the customer that the plan is pending approval during this process. An ~~A-AFCS purchase~~ cannot be fragmented into multiple ~~AFCS~~'s as a way to circumvent this approval.

**PLANNING, POLICY AND GOVERNMENTAL AFFAIRS**  
**NOVEMBER 30, 2015**

All purchases in excess of \$5,000 shall be reviewed and recommended by the [Regional ManagerRM](#).

**NOTE:** *Case service expenditures require written authorization prior to the initiation of the service or the purchase of any equipment. ~~Oral~~Verbal authorizations are permitted in emergency situations by the [Regional ManagerRM](#) or designee, but must be confirmed promptly in writing and forwarded to the provider. These authorizations are to be issued within three (3) business days of the beginning of the service.*

**The following principles shall guide customer purchases:**

- A. The IPE is the primary document that determines the scope, duration and provider of services. The customer with a disability must agree to the terms and conditions of the IPE prior to services being provided.
- B. ~~VR counselor~~[VRCs](#) are required to determine the rehabilitation needs of the customer first, and then determine the provider and the procurement method. Costs, availability, success, experience providing the service, and customer research, are characteristics that guide the choice of the provider.
- C. The method of procurement is also determined in partnership with the customer. The Agency prefers that a state [Authorization for Case Services \(AFPCS\)](#) be provided to the selected vendor, with an invoice from the vendor documenting the service provision. Other methods are available, given the informed choice of the customer, including reimbursement.
- D. The provision of services must be consistent with the unique strengths, resources, priorities, concerns, abilities, capabilities, and informed choice of the customer.
- E. All purchased services that are evaluative and restorative shall be authorized prior to the provision of services. The Agency will ~~reimburse~~[pay](#) providers of medical services (both medical and psychological) based upon usual and customary fees for their area of specialization or based upon payment caps that have been imposed for specific services (Review Payment Policy – Section 12.2). Providers will be ~~reimbursed~~ [paid](#) at this rate independent of the customer attending the scheduled appointment.
- F. Staff will ensure fair and equitable treatment of all persons doing business with the Division.
- G. Purchases will be made consistent with the elimination and prevention of discrimination due to race, religion, color, national origin, sex, age, and disability.
- H. The responsibility for authorizing services and approving payment of these services must be assigned to separate employees.
- I. The [customer's](#) record of service ~~of the customer~~ shall contain necessary evidence and documentation of adherence to these principles.

- J. ~~Regional manager~~RMs are the Division's field service procurement liaisons and are responsible to ensure that staff have necessary training.

## SECTION 10.0 INDIVIDUALIZED PLAN FOR EMPLOYMENT (IPE)

### *10.1 Options for Developing the IPE*

The eligible customer or, as appropriate, the customer's representative may develop all or part of the IPE:

- A. Without the assistance from ~~Idaho Division of Vocational Rehabilitation~~(IDVR) or any other entity
- OR
- B. With assistance from:
- a. A qualified ~~vocational rehabilitation counselor~~VRC employed by IDVR.
  - b. A qualified ~~vocational rehabilitation counselor~~VRC who is not employed by IDVR.
  - c. Other resources.

IDVR will not pay for IPE development services from other providers. IPE development must be completed on IDVR forms.

The IPE must be agreed to and signed by the customer or, as appropriate, the customer's representative, the ~~VR counselor~~VRC, and, when required, the ~~IDVR Regional Manager~~RM or designee. An IPE is considered approved and services initiated only after all required signatures have been obtained.

A comprehensive assessment must be completed in developing the IPE as described in section 7.2.

Customers must receive the supports that will assist them in making informed choices.

Customers shall promptly receive a copy of their initial IPE and any subsequent IPEs. Copies shall be provided in the native language of the customer or through appropriate modes of communication if appropriate.

The record of services must support the selection of the specific employment outcome, the objectives of the IPE and the selection of providers of services. All goods and services, except assessment services, may only be provided in accordance with IPE.

An IPE can support one of the five following employment outcomes:

1. Competitive employment in the integrated labor market.
2. Self-employment
3. ~~Homemaker~~<sup>[TP7]</sup>
4. ~~Unpaid family worker~~
5. ~~3~~. Integrated employment with supports

IDVR must:

1. Reinforce the ultimate purpose of the IPE: To assist the customer to prepare for, secure, retain, or regain employment.
2. Insure that the customer fully understands that she/he must participate as an active and cooperative partner in the identification and selection, through informed choice, of a vocational goal, having a reasonable expectation for marketable success.
3. Insure that the customer fully commits to participate in the implementation and completion of the IPE.

### ***10.2 Developing the Vocational Goal:***

In selecting a vocational goal, it is important that the customer is actively involved in all phases of this development. Much research has been done to substantiate that the successful outcome of vocational rehabilitation increases when the customer is involved in every phase of the vocational planning. Vocational planning is built around vocational exploration, understanding the customer's medical and work history, his/her perception of disability, social habits, functional limitations, inherent aptitudes and transferable skills, vocational exploration through vocational evaluation, training options, and labor market research. The customer will explore the relationship of vocational objectives around his or her personal capabilities, interest, and situations and then attempt to understand the way these different factors impact and influence vocational potential. This information then helps the customer to develop the steps to a solid rehabilitation plan and provides tools for the customer to assess his/her current state of mind and to encourage positive self-initiated resolutions.

### ***10.3 Ticket to Work***

When a customer has a Ticket to Work through SSA and an approved VR IPE, their ticket is automatically assigned to IDVR, unless the ticket is already assigned to another employment network (EN). If the customer has a ticket assigned to another EN prior to IDVR involvement, the customer will be requested to reassign the ticket to IDVR. If the customer does not reassign their ticket, IDVR will need a copy of the work plan from the EN that the ticket was assigned to, to ensure that no service overlap occurs. It is the customer's responsibility to provide the ticket work plan.

An Agency verification program has been implemented that informs Maximus of all SSA recipients who have been placed into an initial IPE. If a recipient has been assigned a ticket by SSA, Maximus will designate the ticket as "in usage" at the time of notification by the Agency.

The ~~VR counselor~~VRC should always inform the SSA recipient that the choice to participate in an active IPE program will restrict any option to assign the ticket to other employment networks (ENs) while participating in the VR program.

At closure, the ~~VR counselor~~VRC is not required to contact Maximus. An Agency verification program has been designed to inform Maximus of case closure. This notification will re-activate the ticket for further engagement if desired by the customer.

At successful closure, it is highly recommended that a ~~VR counselor~~ VRC provide a list of ENs who is capable of initiating follow-along services such as “Phase 2” and or “Monthly Outcome Payment” services. By referring the customer who is earning at Substantial Gainful Activity (SGA) level at closure to an EN, the probability of agency reimbursement at the completion of nine months of employment will be increased significantly.

***10.4 The IPE must include the following:***

- A. Using the information from the Comprehensive Assessment (Section 7.2) the ~~VR counselor~~ VRC and customer must determine a specific employment outcome consistent with the customer’s unique strengths, resources, priorities, concerns, abilities, capabilities, career interests, and informed choice. In concert with the customer, the ~~VR counselor~~ VRC must conduct a thorough market analysis to include job outlook and the customer’s economic expectations and needs. Planned services on the IPE should only entail those required to achieve the vocational goal.
- B. The specific rehabilitation services needed to achieve the employment outcome, along with the projected dates for initiation and anticipated duration of each service, including:
  - a. As appropriate, assistive technology devices, assistive technology services and personal assistance services including training in the management of those services;
  - b. As provided in the most integrated setting that is appropriate for the services and is consistent with the informed choice of the eligible customer;
  - c. Timelines for the achievement of the employment outcome and for the initiation of services;
  - d. A description of the entity or entities chosen by the eligible customer or, as appropriate, the customer’s representative that will provide the vocational rehabilitation services and the methods to procure those services;
  - e. A description of the criteria (“Plan Documentation”) that will be used to evaluate progress toward achievement of the employment outcome;
  - f. The terms and conditions of the IPE, will include information describing the responsibilities of IDVR and the customer to achieve the employment outcome;
  - g. The extent of the customer’s participation in paying for the costs of services;
  - h. The customer is required to apply for and secure comparable services and benefits when available. The responsibilities of other comparable service and benefit entities will be listed on the IPE;
  - i. As necessary, the expected need for post-employment services prior to the point of successful closure (Review Post-Employment – Section 12.14).

- j. A description of the terms, conditions, and duration of the provision of post-employment services;
- k. If appropriate, a statement of how post-employment services will be provided or arranged through other entities as the result of arrangements made pursuant to comparable services or benefits;
- l. Supported Employment – for customers with the most severe disabilities for whom a vocational objective of supported employment has been determined appropriate, the following must be addressed:
  - A description of time-limited services to be provided by IDVR not to exceed eighteen (18) months in duration, unless under special circumstances, the eligible customer and the ~~VR counselor~~VRC jointly agree to extend the time to achieve the employment outcome;
  - A description of an identified source of funding for the extended services needed (long-term support). If it is not possible to identify the source of such funding, a statement that there is a reasonable expectation that extended services will be available. *Extended services are provided by a State agency, a private non-profit organization, employer, or other appropriate resource, from funds other than IDVR.*
- m. In developing an IPE for a transition student with a disability, the IPE shall be prepared in coordination with the appropriate educational agency and will consider the student's Individual Education Plan (IEP) if one exists;
- n. Completion of the IPE for all School-Work transition customers, *before they exit the school system.*

**NOTE:** *Because of the capability of the Case Management tool, with the ability to clone plans, write new plans, edit features and delete completed services, there will be only **one active plan**, which is the current plan with all current services reflected on it. When the current plan is signed and approved by the customer and approving authority (counselor or supervisor) all previous plans will become void.*

#### 10.4.1 Implementation of the IPE

The ~~VR counselor~~VRC should ensure that the IPE is developed and implemented in a timely manner, within ~~90 days~~~~four (4) months~~ of the eligibility decision. *An exception may be made and must be documented*<sup>[TP8]</sup>~~in case note~~ on or before the plan due date if this timeframe will be exceeded due to the needs of the customer. Documentation should include customer readiness to implement the IPE (i.e. legal, family, medical, transportation, and housing issues) and the anticipated time frame for resolution of factors delaying IPE implementation.

#### 10.5 Annual Review



The IPE must be reviewed annually by a qualified ~~VR counselor~~VRC and the customer to assess the eligible customer's progress in achieving the identified employment outcome. An approved plan amendment would replace an annual review.

### ***10.6 IPE Electronic Case Management Functions***

**New Plan:** The "New Plan" option is utilized when completing an initial plan or when the overall nature of the IPE is changed. This would occur when a new vocational goal is chosen and there are major changes in the planned services. Any time a new vocational goal is chosen, a new comprehensive assessment case note must be completed that supports the new vocational goal. Remember: with the development of a new plan, the ~~VR counselor~~VRC and customer will need to include all needed services and complete the pertinent comparable benefit documentation outlined in Section 11.0.

**Clone:** The clone feature is to be used when the basic nature of the plan is going to remain the same. This feature brings forward a full copy of the previous IPE and allows the ~~VR counselor~~VRC and customer to add new services. New services will be given new service numbers when they are added to the clone. It is important to add new services before deleting previous services from the plan that have been completed or expired. This keeps service number 1-2-3... in numerical order and allows for subsequent services to be numbered appropriately. Justification for the new services must be documented in the comments section of the Plan sub-page. *If the goal is changed without the need to modify services, the IPE can be cloned.* Change the goal and update the comprehensive assessment in a case note to justify vocational change. When adding new or expanded services to a clone, *always update the justification in the "documentation" box.* It is not necessary to clone the plan each time the price of a service outlined on a plan increases. This can be accommodated through the authorization showing the increased costs.

**Edit:** There are limited circumstances when editing an IPE is allowed. When editing an IPE, a ~~VR counselor~~VRC, who meets CSPD standards, must document in a case note the customer's agreement with the edit of the IPE. The only two situations where an IPE can be edited are:

1. Changing the provider of a service

Generic services can be edited on an IPE, with customer agreement, without a customer's signature, prior to the initiation to that service. Non-generic services cannot be edited. No service may be added to the IPE through the edit process.

- a. Generic services – Tutoring, computer equipment / software, auto repairs, books, transportation, community rehabilitation services, child care, clothing, academic testing, dental work, dialysis, driver's training, eye glasses, functional capacity evaluation, GED, hearing aids, information referral services, insurance, kidney related services, lab work, licensure, maintenance, medication, vocational adjustment, tools and equipment, supplies, and x-rays.
- b. Non-generic services – Medical examination, diagnostic examinations, case management, post-secondary education, medical records, counseling and

**PLANNING, POLICY AND GOVERNMENTAL AFFAIRS**  
**NOVEMBER 30, 2015**

guidance, treatment, evaluation, hospitalization, interpreter services, education and evaluation, therapy, OJT, other services, personal assistant services, psychological consultation, prosthetics / orthotics, rehabilitation technology, rehab engineering, self-employment technical assistance, surgery, transition planning, and vocational evaluation.

2. Changing the cost of a service

The cost of services on the IPE can be edited if the cost increase is 10% or less for that particular service.

**Plan Approval Authority:**

~~VR counselor~~VRCs who do not meet CSPD will continue to require ~~Regional Managers (RM)~~ approval for all plans. RMs ~~may~~, at their discretion, delegate this function to an Assistant Regional Manager (ARM) or other senior counselors at a level 2 or 3.

**Annual Review:** Upon completion of annual review with customer, the ~~VR counselor~~VRC must complete annual review function in Case Management System.

## **SECTION 11.0 COMPARABLE SERVICES AND BENEFITS**

### ***11.1 Comparable Services and Benefits***

Each eligible customer will be required to identify, with the ~~VR counselor~~VRC, all potential comparable benefits that may be available during the development of the Individualized Plan ~~of~~for Employment (IPE). If comparable benefits ~~and services~~ are available for VR services, including accommodations, personally prescribed devices (hearing aids, eyeglasses, or wheelchairs) and auxiliary aids and services (interpreter and reader services), they are required to be utilized, to meet, in whole or in part, the cost of vocational rehabilitation services. Comparable benefits and services should be utilized before ~~Idaho Division of Vocational Rehabilitation (IDVR)~~ agency funds are expended.

Provision of Services:

1. If comparable services or benefits exist under any other program and are available to the customer at the time needed to ensure the progress of the customer toward achieving the employment outcome in the customer's IPE, the designated State unit must use those comparable services or benefits to meet, in whole or part, the costs of the vocational rehabilitation services.
2. If comparable services or benefits exist under any other program, but are not available to the customer at the time needed to ensure the progress of the customer toward achieving the employment outcome in the customer's IPE, the designated State unit must provide vocational rehabilitation services until those comparable services and benefits become available.

The utilization of comparable services and benefits does not apply in the following situations:

- A. If the determination of the availability would delay the provision of vocational rehabilitation to any customer who is at extreme medical risk. A determination of extreme medical risk shall be based upon medical documentation provided by an appropriate licensed medical professional and means a risk of substantially increasing functional impairment or risk of death if medical services are not provided expeditiously. It is strongly recommended that such cases receive medical consultation review whenever possible.
- B. If an immediate job placement would be lost due to a delay in the provision of comparable benefits.

### ***11.2 Exempt Services***

The following categories of service are exempt to the requirement that comparable services and benefits be utilized:

- A. Medical, psychological or other examination to determine eligibility.
- B. IDVR counseling, guidance, information and referral, and IDVR job related services including: job search and placement assistance, job retention services, follow-up services, and follow along services.
- C. Evaluation of vocational rehabilitation potential.
- D. Rehabilitation technology, including telecommunications, sensory, and other technological aids and devices. [Exemption of rehabilitation technology services does not extend to auxiliary aids or services or personally prescribed devices, such as eye glasses, hearing aids, or wheelchairs.](#)
- E. Post-employment services that are outlined through A-D.

### ***11.3 Timeliness of Comparable Benefits***

If a comparable benefit exists, but is not available to the customer at the time needed to satisfy the rehabilitation objectives on the IPE due to no delay on the part of the eligible participant in seeking such benefits, IDVR may provide services until the comparable benefits become available.

## **SECTION 12.0 VOCATIONAL REHABILITATION SERVICES**

### ***12.1 Timeliness***

The ~~VR Counselor~~[VRC](#) and customer require adequate time to accomplish all steps in the VR process to reach a determination and approval of an agreed upon feasible employment goal. VR services, other than assessment services, are initiated when the steps to this process have been

completed and a plan is in place. Sufficient time must be allowed for the completion of a comprehensive assessment prior to implementation of IPE services.

Post-Secondary Training (PST) and other IPE services are VR services that are provided when it is required for a VR customer to become a competitive applicant for an approved IPE goal. If an applicant for VR services expresses an interest in a vocational goal that requires Post-Secondary Training and the VR applicant is either already enrolled or desires to start a PST program within six (6) months of application, IDVR reserves the right to assert that six (6) months or less may not be adequate to complete the process described above.

## ***12.2 Agency Payment Policy***

**NOTE:** Many of the services listed below include *maximum agency contributions*. This section outlines in detail the payment policy of ~~Idaho Division of Vocational Rehabilitation (IDVR)~~ in regard to specific services. It is the policy of IDVR to pay usual, customary and reasonable charges for services provided to its customers by providers ~~of goods and services~~ except for the following list. An ~~“Exception Policy”~~ to the payment policy is included at the end of this ~~subsection~~, explaining that the payment caps established may, on occasion be exceeded. It is important to emphasize that IDVR is not obligated to pay the total cost of services required to ensure that a customer achieves an employment outcome. When appropriate, customers are required to utilize Comparable Benefits and Services (Section 11.0). Personal participation in the payment of some portion of the costs of a vocational plan may be required based upon the particular service selected as well as the identification of personal resources that could be applied toward the cost of the targeted service.

### **Social Security Beneficiaries (SSI or SSDI):**

Social Security disability benefits recipients are not required to participate financially towards any costs.

### **Applying the Financial Participation Assessment Information to Making Purchases:**

If the customer has a financial participation requirement (Section 8.0), it will be applied to purchases prior to assessing any caps from the purchasing section.

### **Rates of Payment:**

~~These f~~ees are established in accordance with ~~F~~federal guidelines that permit an agency to establish fee limits for services designed to ensure a reasonable cost to the program for each service. Whenever appropriate, a competitive process will be used to achieve a reasonable price. Idaho is a low bid State; therefore, the lowest bid, meeting specifications, will ~~then~~ be the maximum amount IDVR will contribute to the purchase of goods or services. The Payment Policy will determine the maximum that IDVR will contribute to the purchase. For items not included in the payment policy, the usual, customary and reasonable rate will be used for the service, not to exceed the rate charged other public agencies. The services that will meet the customer’s need, at the least cost to IDVR, shall be the service purchased. All decisions on cases, including fee for services, are determined on an individual case basis. The customer may choose his or her preferred vendor, ~~howeverbut~~ if the ~~cost of the services~~ ~~client chooses a product or vendor that~~ exceeds the maximum ~~rate of~~ payment rate established by the Payment Policy, the customer will be responsible for the excess amount.

**IDVR Payment Rates:**

1. **Post-Secondary Training:** IDVR provides financial assistance for ~~Post-Secondary~~Post-Secondary Training. Listed below are maximum assistance allowances to apply toward all training and educational programs including college, university, vocational-technical, truck driving, cosmetology, business school, computer training, commercial pilot training, etc.

The established percentage support applies to ALL tuition and fees including any associated health insurance fees.

- a. **Pell Grant-/Financial Aid:** Any customer planning on attending an institution that is eligible for Pell Grant funding must complete the Free Application for Federal Student Aid (FASFA) application and receive an award or denial letter prior to any IDVR financial participation. All PELL grant proceeds must be applied first toward tuition and book expenses before IDVR assistance is provided.

Any non-merit grants or scholarships must also be applied to tuition, fees and books before IDVR assistance is applied.

A merit scholarship, based on academic standing or achievement, can be utilized at the student's discretion.

Student loans, including Federal student loans, can be utilized at the student's discretion.

In situations where a comparable and accessible Pell Grant and non-Pell Grant supported programs co-exist, IDVR requires utilization of the Pell Grant supported program.

An exception for IDVR financial support to a non-Pell Grant supported program (when a comparable Pell Grant supported program exists) can be granted after review and approval by the ~~Regional Manager~~RM if the student can show extenuating circumstances and/or other very strong rationale for attending the non-Pell Grant supported program.

- b. **Tuition:** IDVR will pay up to 90% of the total tuition and fees of any Idaho Public Post-Secondary Institution.

For customers choosing out of the state or private institutions IDVR will pay up to 90% of the tuition and fees up to 90% of the highest Idaho Public Post-Secondary Institution offering the same program.

- c. ~~Non-Idaho Public Education and Training Institutions~~Out-Of-State Education and Training: Public ~~and~~ private ~~post-secondary~~post-secondary

**PLANNING, POLICY AND GOVERNMENTAL AFFAIRS**  
**NOVEMBER 30, 2015**

institutions including colleges, universities, vocational technical schools, and other educational and training institutions ~~outside the State of Idaho~~ (see 12.5).

Normally, IDVR financial participation will be limited to equivalent rates established for in state education and training with the following exceptions;

- i. If a customer's vocational goal requires an educational degree that is not available at a ~~S~~state of Idaho public institution, IDVR will pay a maximum of ~~of [TP9] 12.5~~ times the rate of ~~atwo single~~ semester's tuition of the University of Idaho.
- ii. If the course of study is offered in-state, because of the additional costs caused by accommodations for disability, it would be more cost effective for the Agency to support the attendance of the customer at an out-of-state educational institution~~one;~~; ~~then~~ VR may pay the training rates established for out-of-state programs.

- d. Summer Sessions:** Summer sessions are generally considered optional for academic programs. Therefore additional funding is typically not allotted for summer sessions.

Payment for a summer session will be considered with approval from the ~~Regional Manager~~RM. Maximum assistance rates will be established according to the length of the term, i.e. semester, trimester, quarter. Approval or denial for summer school assistance will be considered if it meets any of the following conditions;

- i. IDVR may pay for summer session if it is a required part of a program.
- ii. IDVR may pay for summer session in exceptional cases where a disability-related reasonable accommodation is verified.
- iii. IDVR may pay for an additional summer session if by attending the session the customer will be able to complete the college or university degree program by the end of that session.
- iv. IDVR may pay for a summer session if by attending the session the customer will be able to complete the college or university degree program within the timelines identified on the IPE.

**2. Books:**

Where available and feasible, customers are required to use rental text books or e-books. All rented books need to be returned – customer will be billed when books are not returned.

If unavailable for rent or e-book format, some text books may need to be purchased. The expectation is that used books will be purchased when available. All books purchased by

**PLANNING, POLICY AND GOVERNMENTAL AFFAIRS**  
**NOVEMBER 30, 2015**

IDVR must be returned to IDVR unless negotiated previously with ~~VR counselor~~VRC (where the book may be used for additional classes, reference, or for disability reasons).

IDVR will pay a maximum of 90% of the text books. If non-merit grant funds are remaining after paying tuition and fees they must be applied to books.

- 3. Medical Insurance for students in post-secondary education:** IDVR may pay for medical insurance for students while attending an institution that requires medical insurance. If the student has medical insurance or can obtain medical insurance ~~at no extra cost~~ that meets the institutions requirement, IDVR will not pay for medical insurance.

Note to staff: this must be issued as a separate authorization and classified as insurance.

**4. Medical exams with written report:**

- a. General Physical exam - \$65 maximum
- b. Specialist exam by M.D. - \$350 maximum, plus actual cost of related procedures (e.g. x-rays).

- 5. Psychiatric Evaluations:** \$250 maximum for the evaluation plus one medication monitoring sessions that is considered a diagnostic.

- 6. Psychological Exam by Licensed Psychologist:** \$200 maximum plus actual cost of psychometric tests.

- 7. Ophthalmologist:** The specialist fee (\$350) for an ophthalmologist will be authorized when diseases of the eye are present and cannot be dealt with by an Optometrist.

- 8. Optometrist:** Maximum fees are established for general visual exam, accompanying test, frames and glasses. Tinted glasses require a prescription for IDVR payment.

**Procedure Fees:**

Visual Exam \$85

Frames w/ Single Vision Lenses (per pair) \$165

Frames w/ Bifocal Lenses (per pair) \$185

Frames w/ Trifocal Lenses (per pair) \$210

Contact Lenses – Contact lenses cannot be purchased for clients unless there is documentation by an Ophthalmologist or Optometrist that there is a medical or visual need. Maximum assistance - \$125

- 9. Psychotherapy / Counseling Sessions:** IDVR recognizes the benefits of additional training, education, and credentialing and has established the following payment policy for customer psychotherapy and counseling.

- a. Doctorate level licensed psychologist up to \$100.00 per session.

- b. Masters level clinician (to include LPC, LCPC, MSW, LCSW, and ACADC) up to \$80.00 per session.
- c. Bachelor's level counselor (CADC) up to \$40.00 per session.
- d. Group Counseling – IDVR also recognizes the importance of group counseling as a part of mental health restoration and as a supplement to customer counseling. The following payment policy has been established for group counseling (not to include family counseling). Group counseling up to \$25.00 per session.

The maximum that can be spent on any psychotherapy or counseling services is \$1,000.00 for the life of the case.

#### **10. Medication and Medication Monitoring:**

Maximum: 3 months of medication identified on an IPE with one additional month if needed for diagnostic purposes, -for a –total of 4 months, while customer applies for reduced cost or free medication programs provided by drug companies or other sources of comparable benefits.

Maximum: 5 sessions of medication monitoring identified on an IPE. This does not include the one follow-up that is part of the evaluation.

#### **11. Dental Work:** including but not limited to, fillings, extractions, crowns, and dentures. Dental Work would need to create an impediment to employment and must be appropriate to the identified employment goal.

Maximum: \$500 per case

#### **12. Hearing Aids:**

Maximum: \$1,000 per hearing aid. Cost must include insurance for free replacements for one year.

**Audiologist exam:** \$85.00 maximum

#### **13. Transportation:**

- a. Public conveyance (bus, van) – Actual cost of service
- b. Private vehicle not to exceed \$60 maximum per month within a 20 mile radius or up to a maximum of \$200 per month outside the 20 mile radius.
- c. Taxi Services – In areas without public conveyance, IDVR will not exceed \$60 maximum per month.



**14. Car Repairs:** Maximum: \$300 per case (except for cost of reasonable accommodation for disability). IDVR will not pay for customary general car maintenance (i.e. oil changes, tire rotations, ~~ete~~etc.).

**15. Auto Insurance:** Maximum six (6) months of auto insurance. VR will only pay necessary auto insurance required to cover the VR customer as a vehicle operator.

**16. Vehicle Purchase:**

Maximum: \$5,000

- IDVR does not purchase new vehicles (12.9).

**17. Maintenance:** Maintenance means monetary support provided to a customer for expenses, such as food, shelter, and clothing, that are *in excess* of the normal expenses of the customer and that are necessitated by the customer's participation in an assessment for determining eligibility and vocational rehabilitation needs or the customer's receipt of vocational rehabilitation services under an ~~I~~individualized ~~P~~plan for ~~employment~~Employment (IPE). (Ref 34 CFR Part 361.5 (35)).

**NOTE:** *Counselors cannot pay maintenance for those existing living costs that a customer would normally incur regardless of the customer's participation in a plan of vocational rehabilitation services.*

Maximum: \$2,000 total per Federal fiscal year.

**18. Copy Fees:**

Maximum: \$25 for a copy of records or reports.

**19. Community Rehabilitation Programs (CRPs):**

- a. Maximum hourly rate for community based services - \$47.80/hour.

Services purchased from CRPs are not subject to the allowable maximum for training and educational expenses.

~~Regional Manager~~RM's can approve exceptions to the following limits:

- All types of Job Site Development - maximum 40 hours per strategy.
- Community Based Work Evaluation (CBWE) – maximum 40 hours.
- ~~and~~ Community Based Work Adjustment (CBWA) – maximum 2540 hours.
- Placement & Follow Along (P&F) – maximum 15 hours.

- [Community Supported Employment \(CSE\)](#) Job Coaching – maximum 40 hours.

b. Maximum daily rate for in-house work evaluation, work adjustment - \$69.55/day.

## 20. Tools & Equipment:

Maximum: \$1,500 per case. Agency inventory tools and equipment will count towards the \$1,500 maximum. ~~The VR counselor~~[VRC](#) must always negotiate in the best interest of the agency on cost services and must get three bids, if vendors are available, on all durable equipment (reusable) value at ~~\$5300~~ or more.

Tools will need to be required for training or employment and must be verified by the school or employer.

Exception: If there is a change in employment outcome, the customer must return the original tools to VR. After the tools have been returned, then VR may purchase new tools up to the \$1,500 maximum for the new employment outcome.

**NOTE:** A Property Agreement must be secured on all durable equipment or reusable supplies that exceed ~~\$500~~ in value.

## 21. On-~~t~~[The-Job Training \(OJT\) Fees:](#)

(See section 12.5 On-The-Job Training)

Maximum: \$3,000 for a salary of \$9.00 per hour and under; \$5,000 for a salary between \$9.01 - \$15.00 per hour; \$7,500 for a salary of \$15.01 or more. There is a 20 hour a week minimum.

- a. The ~~VR counselor~~[VRC](#) must negotiate OJT fees based on:
  - Employer's cost to train the individual above the normal level of training
  - Level of technical skills required for job
  - Number of hours worked
- b. The Individualized Plan ~~for~~[Employment \(IPE\)](#) and OJT Agreement must include:
  - Cost of training
  - Length of time (# of months)

~~VR counselor~~[VRC](#)s are strongly encouraged to negotiate a decreasing payment schedule with the employer.

## 22. Computers including hardware and software:

Maximum: \$500 per case, except for disability related assistive technology.

## 23. Self-Employment Plans – (see Section 12.10)

**24. Child Care:**

Maximum: Up to \$300 per month per case.

**25. Reimbursements for Fines:**

IDVR will not pay for costs associated or incurred due to illegal behavior (fines, restitution, and reinstatements due to legal related suspensions).

**26. Advanced Degree:**

IDVR may assist with an advanced degree based upon the rehabilitation needs of the customer. (See section 12.5)

**27. Typical exclusions** from VR financial participation:

- a. Securing a private pilot's license
- b. Organ transplantation
- c. Surgery; Surgery may be provided if it is not the sole vocational rehabilitation service needed for the customer to return to work or to achieve an employment outcome.

IDVR will only cover the cost of surgery if it will substantially reduce functional limitations. It is highly practical and appropriate for the ~~VR counselor~~VRC to explore alternative employment opportunities with the customers that may negate the need for the corrective surgery. Such an alternative should accommodate the customer's functional restrictions and provide a level of income that would be comparable with potential earnings following a surgery.

*NOTE: When physical restoration services for customers who have a temporary disability, which will be eliminated by surgical care in an acute general hospital, is the only vocational rehabilitation service to be provided, and the condition is likely to be remedied by relatively routine medical intervention with no significant lasting effects, the RSA position is that such cases should be referred to other agencies. Such services should not be paid for under vocational rehabilitation auspices. – (RSA Position Paper, 3/28/80, Robert R. Humphreys, commissioner of RSA)*

**28. No Shows:**

If a customer does not attend an appointment and does not cancel or reschedule, the customer will be responsible for payment of any charges – not VR.

If VR authorizes for an interpreter to be present and the customer does not attend, VR will cover cost of the interpreter through administrative authorization.

**Exception to Rate of Pay Policy:**

The Rehabilitation Act of 1973, as amended, requires that IDVR have a policy that allows for exceptions to the Payment Policy, unless the exception would violate State or Federal laws. All exceptions will be reviewed on an individual case basis.

**Exception to Rate of Pay Process:**

To be considered for an exception, the ~~C~~customer and ~~VR counselor~~VRC should first seek approval from the ~~Regional Manager~~RM. ~~Regional Manager~~RMs have the authority to approve the exception as long the exception is not more than 50% of the service cap. Greater than 50% of the service cap will require the approval of the Chief of Field Services. The ~~Regional Manager~~RM shall submit the request for the exception in writing to the Chief of Field Services.

The request must include:

1. A description of the requested exception.

Detailed reasons why the customer, ~~VR counselor~~VRC and manager (when appropriate) believe the exception is warranted. The Chief of Field Services (or ~~Regional Manager~~RM when appropriate) will have ten (10) days from the date of receipt of the request to make a decision. If the request is approved, written notification will be sent to the ~~Regional Manager~~RM (when appropriate) and this will be placed in the case file.

The Chief of Field Services reserves the right to deny any request.

If a request for exception is denied, the customer must be informed of the reason why and of his/her right to appeal the decision within ten (10) days of notification of the denial.

**Reasons for Exception:**

The items listed below are not all inclusive, but do contain the major reasons that will be considered in determining if an exception to policy will be granted. Financial need alone is not always sufficient grounds for ~~asking for~~ requesting an exception. While a customer may present one or more of these reasons for an exception, ~~VR counselor~~VRCs should use discretion in requesting an exception. It is sometimes the nature and scope of the reason and not the number of reasons that may justify the exception.

1. The need is disability related.
2. The customer has used all sources available; including his/her own financial contribution, as well as all available Federal Financial Aid in post-secondary training situation, insurance, Medicaid, Medicare, and other resources typically used by persons without disabilities.
3. Changes in circumstances resulting in loss of income or support making previously available resources unavailable.
4. Service is not available, in certain geographical locations of the ~~s~~State, within the Payment Policy maximums.

**12.3 Counseling and Guidance**

~~Idaho Division of Vocational Rehabilitation (IDVR)~~ recognizes that vocational counseling and guidance is the key element in the rehabilitation process in that it is the method ~~for~~ involving the customer and significant others in that process. It begins when the customer contacts the agency and does not end until closure as successfully rehabilitat~~ed~~ion or through the completion of the post-employment period.

Vocational counseling and guidance, including referral and placement, are essential VR services provided by the ~~VR counselor~~VRC throughout the rehabilitation process. This is the *primary service* in the VR plan.

Counseling, guidance and placement should be an integral part of every IPE regardless of other services because it is the best method of coordinating services and maintaining a good working relationship with the customer. This is also the method used by the counselor to facilitate customer input. The ~~VR counselor~~ VRC gathers the necessary information for providing vocational counseling and guidance services from a wide variety of sources, including, but not limited to:

- A. Medical and psychological information.
- B. Vocational evaluation information including labor market information, job analysis, aptitude and interest information, situational assessments and trail work experiences.
- C. Analysis of transferable skills.
- D. Rehabilitation technology, including rehabilitation engineering.

Counseling will address vocational and personal adjustment issues that are creating barriers to the customer obtaining and maintaining employment.

Counseling will be provided in a respectful manner encompassing the core conditions of helping. These will include unconditional positive regard, genuineness and congruence. Counselors will always maintain a professional demeanor and not allow counseling issues to become personal. Counselors are to follow the canons of ethical behavior and practice outlined by the Commission on Rehabilitation Counselor Certification (CRCC) Code of Ethics.

Counseling services must be provided in every case but will vary depending on the needs and complexities of each individual customer. Frequency of guidance and counseling contacts is determined at plan development and included on the IPE. Case notes will reflect contact and content of meetings. *A monthly summary of guidance and counseling activities is the agency "best practice" norm for recording progress.*

#### ***12.4 Physical and Mental Restoration Services***

These are services necessary to correct or to substantially modify a physical or mental condition that is stable or slowly progressive. *Before medical restoration is provided, there must be documentation that the clinical status of the customer is stable or slowly progressive and the service is a requirement for the customer's successful employment. The medical consultant shall review the record to insure the adequacy of medical information, advice on the service requirement, educate the counselor on the procedure and required follow-up, and provide any necessary liaison with medical community.*

Current maximum financial contributions by IDVR for specified services can be found in the "Payment Policy" section 12.2 of the manual (See also section 12.2 ~~subsection~~ "Typical Exclusions" and section "Comparable Benefits"). For all other services listed below, IDVR will pay the prevailing "Usual and Customary" charges after a comprehensive assessment of potential or available comparable benefits and resources has been conducted.



#### **12.4.1 Concurrent Acute or Chronic Conditions Arising from Physical or Mental**

**Restoration:** Services necessary to assist with acute treatment or care for a condition associated with or arising from physical and mental restoration services that are on the IPE. Comparable benefits will always be explored prior to authorization of this service. *The medical consultant should be utilized to determine the medical rationale for such services whenever possible.*

These services should be provided in the least intensive medical environment appropriate.

In the case of a chronic condition which does not appear to be resolving in a reasonable amount of time, consultation with the medical consultant should be used to determine whether a case should be closed.

### **12.5 Training Services**

#### **12.5.1 Disability ~~r~~Related ~~t~~Training ~~s~~Services**

Disability related services include, but are not limited to: orientation and mobility, rehabilitation technology, speech reading, sign language, and cognitive training/retraining.

#### **12.5.2 Post-Secondary Training**

Post-Secondary training is provided when necessary to become a competitive applicant for an agreed upon IPE goal that reflects the customer's interests and informed choice to the extent that those factors are consistent with a customer's strengths, resources, priorities, concerns, capabilities and abilities. IDVR may support graduate study when the customer's employment objective is otherwise unachievable.

Prior to providing post-secondary training, comparable benefits shall be determined. The customer is required to complete and submit for processing the Free Application for Federal Student Assistance (FAFSA). The resulting Student Aid Report (SAR) and Financial Aid Award Letter will determine the Federal grant awards available that are to be applied to tuition, books and fees. Proof of financial award status *is required to be placed* into the record of services for all customers sponsored in post-secondary education by IDVR for training and degrees that are eligible for grants. Examples of proof include; the SAR, Financial Aid Award Letter or Post-Secondary Institution Student Budget, Compromise and Release documents from Worker's Compensation.

All non-merit scholarships and grants to be applied to tuition, books and fees as a first dollar source, prior to the consideration of expenditures of IDVR funds. Merit based funding may be applied to any legitimate college costs as determined by the customer, with no comparable benefit test required.

When IDVR has a joint case with another VR agency (Veterans Administration, Tribal Vocational Rehabilitation, Idaho Commission for the Blind and Visually Impaired, or another state VR agency) the sharing of case cost shall be done in a way that multiple agencies are not paying for the same service.



The FAFSA Expected Family Contribution, Student Contribution, Work Study and other grants must be considered in meeting the financial needs of the customer's post-secondary education to the maximum extent possible.

Customers are required to submit an application for FAFSA whether or not they believe they are eligible for funding. *This process should occur along with the verification of determination of eligibility/ineligibility for financial aid prior to IDVR developing an Individualized Plan of Employment (IPE) and participating in financial assistance for a post-secondary education.*

#### **12.5.2.1 Out of State Training**

##### **Out-of-State Post-Secondary Education**

- a. If the VR customer must attend an out-of-state institution because the course of study is not offered within the state of Idaho, please see section 12.2.
- b. If the course of study is offered in-state, but because of the additional costs caused by the accommodation for disability, it would be more cost effective for the agency to have the customer attend the out-of-state educational institute, see section 12.2.
- c. If the customer chooses to attend an out-of-state institution when comparable training is clearly available in the state, see section 12.2.

#### **12.5.2.2 Progress Measures**

Customers must maintain a term and cumulative grade point average that meets the school's academic requirements, program entry requirements, or a minimum of 2.0 GPA whichever is higher and must demonstrate timely progress towards meeting the goal of the IPE. The VR financial participation towards schooling may be paused if academic progress is such that the customer will not qualify for entry into the program stated on their IPE.

If the customer is placed on academic probation, or does not meet the standards stated above, s/he has one grading period in which to attain good standing. IDVR financial participation will terminate after that grading period until the customer achieves good standing.

If a customer does not pass a course(s) or withdraws following the designated drop period for the post-secondary institution, she/he is responsible to cover costs to repeat the course(s). *This understanding should be documented on the IPE that supports the training services.*

If a customer take an incomplete, she/he is responsible to complete the course(s) as designated by the institution and may be responsible to pay for the repeat of the course(s) *based upon whether or not active participation in the original coursework was demonstrated as agreed upon in the IPE. Disability-related interruptions will serve as justification for an incomplete, but should be carefully assessed to determine the feasibility of extending a particular program.* If a customer is unable to complete a course(s) due to a disability related issue, IDVR may assist in coordinating with the institution to resolve the matter (examples: finances, withdrawals, incompletes, etc.).

IDVR post-secondary educational support will cease if the customer has an expulsion for academic dishonesty.

#### **12.5.2.3 Loan Defaults**

VR funds may not be utilized to pay for post-secondary education if a customer has defaulted on a State or Federal student loan. If a good faith effort is being made [to come out of default status](#), VR funding may be available. The [U](#)niversity or [C](#)ollege [F](#)inancial [A](#)id office may be able to assist in unusual circumstances. Additional information can be obtained at the U.S.

Department of Education website <http://studentaid.ed.gov>, section “Repay Your Loans.”

#### **12.5.2.4 Loan Deferment**

Consumers may be eligible for temporary suspension of loan payments during specific conditions such as, returning to school, unemployment, disability, or military service. Additional information may be sought through the Financial Aid Office at the school the student plans to attend.

#### **12.5.2.5 On-the-~~J~~job-~~T~~training (OJT)**

An OJT is for a customer that is hired by an employer that needs specific training to achieve the employer’s expectations. On-the-job training requires the completion and signing of the IDVR OJT Agreement between the customer, counselor, and employer, which states the hourly wage, the specific training needs, responsibility for Workers’ Compensation coverage and any other conditions of employment. IDVR pays a training fee for OJT, not reimbursement or wages.

### ***12.6 Benefits Counseling***

Benefits counseling includes an informed discussion of the customer’s benefits, employment status, consideration of work incentives, and the impact on existing or potential benefits a change in employment may create. All social security recipients should receive benefits counseling services.

### ***12.7 On-the-~~J~~job-~~S~~upports***

On-the-job-support services are provided to a customer who has been placed in employment in order to stabilize the placement and enhance job retention. Such services include; job coaching, follow-up and follow-along, and job retention services.

### ***12.8 Job Placement of Customers***

All customers have the obligation to be involved in their own job search activities to the fullest extent possible. The customer and the ~~VR counselor~~[VRC](#) will work together to identify the supports necessary for job search and placement. Some of the job search activities could include:

- Communication and presentation skills.
- Gaining access to and using information.
- Introducing customers to specific programs such as job centers.
- Gaining networking skills.
- Use of online job search and applications.
- Community Rehabilitation Provider (CRP) services.

- Providing information around Federal and State employment opportunities.

IDVR does not pay fees to private staffing/employment agencies.

### **12.8.1 Community Rehabilitation Providers (CRPs)**

Community Rehabilitation Providers may be used to assist a customer as they prepare to obtain or maintain employment. CRP services may only be provided if they are agreed to by customer, ~~VR counselor~~VRC, and CRP. The CRP services should be consistent with the customer's unique strengths, resources, priorities, concerns, abilities, capabilities, interests, and be the informed choice of the customer. Potential employers contacted by the CRP should be informed of the CRPs contractual relationship with IDVR. If workplace accommodation or assistive technology needs are identified for a customer, IDVR staff will be involved in addressing the accommodation needs with the employer (this is not referring to job coaching accommodations).

If services are contracted out to a CRP:

1. The customer and ~~VR counselor~~VRC will review the available list of CRP vendors and the services offered by each and will make a selection. This process should be noted as "customer choice" when documenting the choice of the CRP vendor and services to be provided. The customer will sign an information release form authorizing communication between the selected vendor and IDVR.
2. The customer and ~~VR counselor~~VRC will contact the CRP to discuss required services, negotiate and agree upon time frames and costs.
3. The ~~VR counselor~~VRC will submit referral information necessary for the CRP to provide the agreed upon services.
4. The customer, ~~VR counselor~~VRC, and CRP will have a staffing prior to initiating services (this staffing can be by phone or in person).
5. The ~~VR counselor~~VRC and customer will develop and agree to regularly scheduled contacts while receiving CRP services (minimum once a month).
6. The customer, ~~VR counselor~~VRC, and CRP will mutually agree upon frequency of contacts to monitor progress, quality, and duration of services provided.

Employers should be educated with regard to the fact that a person eligible for vocational rehabilitation services under ID. Title 33, Chapter 23, Idaho Code and the Administrative Rules of IDVR, who is placed with an employer through the authorized services of a CRP for community-based evaluation, community-based work adjustment or community supported employment (CSE) training is covered for liability purposes through the Worker's Compensation Insurance carried by the CRP unless an actual customer has actually been hired by a targeted employer prior to the provision of authorized services.

### **12.8.2 Schedule A Appointing Authority in the Federal Government**

5 CFR 213.3102 (t) (cognitive impairment), (u) (severe physical disabilities), and (gg) (psychiatric disabilities) are combined into one streamlined authority, 5 CFR 213.3102 (u). This authority is used to appoint persons who are certified that they are at a severe disadvantage in

obtaining employment because of disrupted employment due to hospitalization or outpatient treatment for the severe disabilities listed above.

### **Appointment and Certification Process**

IDVR can assist customers with disabilities (whether IDVR customers or not) in completing the Schedule A process. Information on how to assist customers with disabilities with the Schedule A process can be found at:

[www.eeoc.gov/eeoc/initiatives/lead/upload/abc\\_applicants\\_with\\_disabilities.pdf](http://www.eeoc.gov/eeoc/initiatives/lead/upload/abc_applicants_with_disabilities.pdf) or  
[http://www.opm.gov/disability/appointment\\_disabilities.asp](http://www.opm.gov/disability/appointment_disabilities.asp)

### **12.8.3 Alternative Hire Process for Employment with State Government**

Within the IDAPA rules (15.04.01) of the Division of Human Resources and Idaho Personnel Commission exists the provisions and protocol entitled: 097 “Alternative Examination Process for Persons with Disabilities,” under this rule:

1. The ~~VR counselor~~[VRC](#) determines the need for the Alternative Hire process by documenting that the customer cannot competitively compete for the job due to a disability(ies).
2. The ~~VR counselor~~[VRC](#) determines that the customer meets the criteria for the alternative hire program.
  - Disability limits one or more functional areas.
  - The customer meets the qualifications of the class.
  - The customer lacks competitiveness in the normal hiring process due to disability.
3. The ~~VR counselor~~[VRC](#) will complete the Application for the Alternative Hire Program Form. Include a letter to Idaho Division of Human Resources (DHR) explaining why the customer cannot compete through the normal examination process due to his/her disability. The examination process includes application, testing, and interviewing.
4. The ~~VR Counselor~~[VRC](#) will staff the case with the ~~Regional Manager~~[RM](#) for approval. The ~~Regional Manager~~[RM](#) will subsequently forward the application to the VR Administrator for final approval.
5. IDVR Administrator approves/disapproves. If approved, the application will be forwarded to the Administrator of the Division of Human Resources for final review.
6. Upon approval from DHR, the ~~VR counselor~~[VRC](#) proceeds with the Alternative Hiring Process to the hiring authority.

**Note:** This process requires the use of the “Alternative Hire Application.”

### **12.9 Vehicle Purchase**

Vehicle purchase may be provided if it is not the sole vocational rehabilitation service needed for the customer to return to work or to achieve an employment outcome. The vehicle purchased

**PLANNING, POLICY AND GOVERNMENTAL AFFAIRS**  
**NOVEMBER 30, 2015**

will be only at a level to meet the vocational rehabilitation need of the customer. If the customer desires a vehicle above and beyond the level of vehicle needed to meet the vocational rehabilitation need they will be required to pay the cost difference between the two. This amount would not count towards the customer's financial participation requirements and IDVR will not be party to associated financial obligations.

Purchase of vehicles for a customer is allowable only when the occupation of the customer will require a vehicle as occupational equipment. The agency may not purchase a vehicle for a routine need for transportation to and from a place of employment.

The vehicle will be purchased after all other aspects of the IPE necessary to achieve the employment goal have been completed.

Vehicle purchases require approval from the [Regional Manager RM](#) and Chief of Field Services prior to agreeing to the purchase for the customer. The ~~VR counselor~~ [VRC](#) will be required to document responses to the following:

- How the purchase is essential to the achievement of a successful employment outcome.
- Whether the vehicle is required as a condition for employment or why it is needed to achieve an employment outcome.
- An explanation of the transportation alternatives explored and the reason(s) these options will not meet the customer's needs.
- A summary of other resources explored, such as insurance, a PASS Plan for customer receiving SSI/SSDI, or other sources, and how these resources will be utilized.
- The customer's disability is stable or slowly progressive and is not likely to impair his or her ability to drive in the foreseeable future.
- If the customer has a known pattern of alcohol or drug abuse within the past 5 years, whether in remission or not, a complete and current drug/alcohol evaluation included.
- An abstract of the driver's complete driving record obtained from the Department of Motor Vehicles. Citations other than parking tickets and minor traffic offenses may impact approval.
- Current Idaho driver's license of the person who will be driving the vehicle.
- Verification of customer's driving capacity as demonstrated through modified driving assessment or significant demonstrated safe driving history under current functional capacities.
- Verification of the customer's financial ability to pay for the fuel, license and registration, insurance, and vehicle maintenance. This will require an insurance quote appropriately reflecting vehicle usage. Additionally, the customer will have to develop a

plan for how they will replace the vehicle in the future as part of the feasibility review. If the customer does not have a method to replace and/or repair the vehicle if an accident occurs, the customer will show the ability to provide comprehensive insurance.

- The type of vehicle being considered (estimated price range and any special considerations). IDVR does not purchase new vehicles or vehicles that require above an Idaho Class D operator's license.

*Note: IDVR does not purchase vehicles to address geographical or other barriers that are not disability related.*

**Following the decision to purchase the vehicle:**

- Must follow all state and IDVR purchasing guidelines.
- IDVR will only authorize purchase vehicles from licensed dealerships.
- An inspection of the vehicle prior to purchase from a qualified mechanic is required. Also, obtaining a Car Fax is required.
- The vehicle title will be granted to the customer upon proof of insurance and all appropriate licensing (a tool agreement is not required).
- Every six (6) months the customer must show proof of insurance and maintenance until case closure.

IDVR has no further obligation to purchase any future vehicles due to customer negligence.

***12.10 Self-Employment Policy***

**Introduction**

The primary goal of the ~~Idaho Division of Vocational Rehabilitation~~ (IDVR) is to assist the customer in attaining a suitable competitive employment outcome that results in financial self-sufficiency. Self-Employment is one option that may be considered to assist the customer in selecting a vocational goal.

The impediment created by the customer's disability must be addressed in the overall comprehensive assessment leading up to Individualized Plan of Employment (IPE).

The successful self-employment enterprise is operated by a participant who can demonstrate an array of skills and abilities, including; organization, business and financial management, marketing and other talents, as well as, knowledge and expertise in the goods or services being produced. These may be accomplished through natural supports or other resources and would need to be included in the self-employment plan. It is essential that the participant is well informed of potential risks and that efforts are made to minimize those risks.

A vocational evaluation/career exploration may be used as a method of assisting the customer and ~~VR counselor~~ VRC in deciding if self-employment is a possible viable option. Vocational evaluators have a variety of instruments, work samples, inventories and other strategies to use in providing feedback and information related to self-employment.

There may be a need for VR services prior to a commitment from IDVR on a self-employment plan. It could be appropriate for IDVR to assist a customer in services, such as training needed for certain skills or business knowledge before the decision is made by the customer and ~~VR counselor~~[VRC](#) to pursue the development of a business plan.

IDVR values self-employment as a viable vocational outcome. Self-employment is presented by the ~~VR counselor~~[VRC](#) within the repertoire of vocational options and may be considered by customers and ~~VR counselor~~[VRCs](#) as they work toward the development of an appropriate vocational goal.

IDVR supports active, not passive or speculative, self-employment goals.

### General Self-Employment Process and Flow Chart

The following steps will be required for all self-employment. The nature and extent of activities within each step will vary by the type and complexity of the self-employment business goal.

1. **Assessment of Customer's Appropriateness for Self-Employment**
2. **Writing an IPE – Developing a Business Plan**
3. **Amending IPE - Implementing the Business Plan**
4. **Closure of Self-Employment Case**

### Definitions

- a. **Business Plan** – A detailed outline of the business description, objectives, organization, product or service description, summary of Customer qualifications, analysis of the potential business environment and market, management and organizational structure, and financial plan.

The level of detail required for the various components of the business plan will vary depending upon the type of self-employment being pursued.

- b. **Contracting and Sub-Contracting** – When the VR customer works with a company under a limited or contract basis for either short or long term employment, but is not a company employee. There are some types of employment goals that could be ~~sub~~[sub-contractors](#) or a standalone business. Examples of likely contracting and sub-contractors opportunities include but are not limited to:

- Realtor
- Construction trades
- Cosmetology, nail tech, and hair stylist
- Paper delivery
- Tattoo artist

This is a type of start-up self-employment that will often be processed as a low cost, low risk, low complexity self-employment plan.

- c. **Continued Self-Employment** – Employment where the VR customer is presently or recently (within the last year) engaged in a *successful* self-employed business as identified by the customer and feasibility of the business is recognized by IDVR. In this

scenario, the IPE services will address *disability related barriers* to employment. IPE will be written as maintaining employment.

Any capitalization of the business will require the use of low cost/low risk/low complexity, complex, or supported self-employment strategy.

**d. Feasibility Analysis** – Provides an in-depth analysis of the business concept, the market, the financial investment and income potential. In addition, the feasibility analysis considers:

- Financial resources, skills and history of the customer as it relates to successfully operating a small business
- The need for customer training
- The availability of strong support network for long-term business success
- The need for a comprehensive business plan
- The likelihood of sustainability in a reasonable amount of time (what is a reasonable amount of time will likely vary by the type of self-employment)

The feasibility analysis offers the [VR Counselor VRC](#) and customer a comprehensive, objective evaluation of the strength of the proposed self-employment venture.

**e. Forms of Organization** - refers to the way the individual legally organizes the business

i. *Sole Proprietorship* - one person who owns the business alone, but may have employees. She/he will have unlimited liability for all debts of the business, and the income or loss from the business will be reported on his or her personal income tax return along with all other income and expense she/he normally reports (although it will be on a separate schedule).

ii. *Corporation* – requires a legal filing with the Internal Revenue Service for corporate status. Corporate organization provides limited liability for the investors. Shareholders in a corporation are obligated for the debts of the corporation; creditors can look only to the corporation's assets for payment. The corporation files its own tax return and pays taxes on its income.

- VR customers who legally organize their businesses as a corporation, and are employed by their corporation may be eligible while in the [start-up startup](#) phase of operations.

iii. *General and Limited Partnerships* – two or more individuals, one of which is a customer of IDVR with the controlling share (see Eligibility Requirements for Self Employment).

iv. *Limited Liability Company* - limited liability for all of its members (business partners), with the IDVR customer as the controlling member.

**f. Hobby** - customers identifying business-related goals that indicate a business activity that is:



- Operated for recreation and/or pleasure.
- Not projected to be profitable.
- Not seeking profitability.
- Neither operating nor carrying on activity in a business-like manner.
- Not depending on activity for livelihood.

**g. Low Cost / Low Risk / Low Complexity Self-Employment** – A comprehensive business plan is not required if a feasibility analysis report indicates the business concepts represents a (1) low cost (under \$5,000) total cost of anticipated self-employment start-up, (2) low risk (strong likelihood of success) and (3) low complexity (few and clearly identifiable barriers to self-employment). Examples of self-employment ventures that may not require a comprehensive business plan include:

- A VR customer is already self-employed and has demonstrated skills and abilities to successfully manage the business, and VR services are needed to retain employment due to a disability-related condition.
- The VR customer has previous experience being self-employed in the same or similar field and start-up needs are minimal.
- The VR customer has skills and experience in a trade and needs minimal training and services for startup, such as, lawn care, pressure washing, window washing, and bookkeeping.
- A VR customer has experience or training in a trade and will lease space or sub-contract with an existing business and pay their own taxes, i.e., massage therapist, manicurist, cosmetologist, real estate agent.

**h. Complex Self Employment** – All self-employment plans that do not meet the criteria for low cost/low risk/low complexity, continued self-employment or supported self-employment fall under this category.

**i. ~~Multi-Level~~Multi-Level Marketing** – As a marketing strategy, in which a person is compensated not only for sales they personally generate, but also for the sales of others they recruit into a business venture, creating a “down line” of distributors and a hierarchy of multiple levels of compensation.

**j. Natural Supports** – Long term supports provided by individuals naturally invested in the success of the VR customer (family and friends).

**k. Startup Self-Employment** - refers to an employment outcome in which a customer works in a business that she/he starts, owns, operates, and manages with the intention of being profitable.

**l. Supported Self-Employment** – refers to an employment outcome in which a customer works in a business that she/he owns, operates, and manages with natural or long term supports, with the intention of being profitable.

|

### **Eligibility Requirements**

Participation in self-employment or supported self-employment as a vocational goal requires that:

1. The business venture is, at a minimum, 51% owned, controlled and managed by the IDVR customer. For those in supported self-employment, some IDVR customers may require the assistance of a guardian or conservator in controlling or managing a business.
2. Businesses must be organized as Sole Proprietorships, Corporations, General and Limited Partnerships, and Limited Liability Companies, as noted in Definitions-Forms of Organization.
3. The business venture is considered legal in all jurisdictions in which it operates (Federal, Tribal, State and local Governments). This includes business and other necessary licenses.
4. The business venture is accurately reporting to appropriate government agencies, including the Internal Revenue Service and State taxing agency or other applicable
5. State or local authorities.
6. The business venture is organized as a for-profit entity.

### **Financial Participation Requirements**

Social Security beneficiaries are not required to financially participate towards the cost of their self-employment plan.

IDVR customers have a variety of sources to obtain their portion of the business costs. Some of these include:

- Investment of funds from microloans;
- Commercial and consumer loans;
- Loans from family;
- Forgivable loans;
- Equity grants;
- Equipment critical to the business operation;
- Inventory;
- Supplies;
- Facility (including fair value of existing facility in which the business will be operated)

**PLANNING, POLICY AND GOVERNMENTAL AFFAIRS  
NOVEMBER 30, 2015**

- a. In consideration of the business start-up capitalization noted in the Business Plan, financial participation by IDVR and VR customer for the entirety of the self-employment plan, per case is as follows:

<u>Business Capitalization</u>	<u>Maximum IDVR Financial Assistance</u>	<u>Minimum Customer Participation</u>
Under \$2,500	100%	0%
\$2,501 to \$5,000	80% of startup capital	20%
\$5,001 to \$7,500	70% of startup capital	30%
\$7,501 to \$10,000	60% of startup capital	40%
\$10,001 and up	50% of startup capital	50%

If IDVR's portion for business start-up and capitalization is more than \$10,000, the Chief of Field Services must provide approval.

- b. Financial participation will not be required for IDVR investment in:
- Training and technical assistance.
  - Accommodations necessitated by the customer's disability in order to participate in training, technical assistance or in consideration of financial assistance.

**Limitations and Restrictions**

Financial assistance for business start-up capitalization does not include:

1. Funding for speculative real estate development.
2. Deposits that are refundable to the customer or business.
3. Cash.
4. Salary or benefits for the customer, partners in ownership, or any employees of the business.
5. Purchase of real estate.
6. Erection of buildings.
7. Inventory or business supplies that include tobacco, firearms or alcoholic beverages.

8. Refinancing of existing debt – business or personal.
9. Business continuation expenses subsequent to the initial start-up costs.
10. IDVR does not support a customer hobby as a self-employment goal.

Self-employment involving payment for registration, legal services, patents, trademarks, copyrights, or franchise fees require an exception to policy approved by the Chief of Field Services.

Multi-Level Marketing plans are often similar to illegal pyramid schemes; therefore, ~~VR~~ [counselorVRCs](#) are cautioned about supporting self-employment businesses with a multi-level marketing structure. Support for multi-level marketing businesses may be appropriate when the emphasis is on sales by the VR customer versus recruitment of down line distributors.

## **Types of Self-Employment**

### **A. Start-up Business**

#### **a. Low Cost / Low Risk / Low Complexity Business Plan**

#### **I. Role of IDVR**

When working with customers expressing an interest in self-employment the primary role of IDVR is to:

- Provide relevant information regarding the availability of self-employment services supported by the agency.
- Assist the customer in information gathering and assessment in deciding whether self-employment is an appropriate option to achieve their employment goal.
- Assess the customer's disability as it relates to the self-employment goal.
- Reduce or eliminate barriers to self-employment created by the disability.
- May authorize for the provision of external technical assistance including, but not limited to, business feasibility, training, business planning, and post start-up monitoring.
- Participate with the customer and external technical assistance to evaluate the feasibility of the business.
- Coordinate training and technical assistance services.
- Provide technical assistance as deemed appropriate at post start-up of the business.
- Monitor business development at post start-up.

## II. Role of the IDVR Customer

Customer responsibilities, as part of the informed choice process relating to self-employment, include but are not limited to:

- Determining the concept of the business.
- Participating in the assessment process.
- Exploring the feasibility of the business venture. This may include gathering information, market feasibility, and likelihood of financial sustainability. This may include; collaboration with technical assistance.
- Writing the business plan with or without technical assistance and approval by the ~~VR counselor~~[VRC](#).
- Contributing, as appropriate, financially to the capitalization of the business venture by utilizing all available financial resources.
- Assisting in the identification of existing and potential barriers including those created by the disability, as well as identifying possible solutions.
- Developing skills and abilities necessary to operate and sustain the business venture.
- Business implementation and management.
- Providing regular financial or other relevant documentation or information requested by the agency for post star-up monitoring.
- Fulfilling participation in the business start-up as noted in the Individualized Plan of Employment (IPE).

## III. Assessment of IDVR Customer's Appropriateness for Self Employment

- Evaluation of the customer's interests, skills, aptitudes, and personality traits as they relate to self-employment. This may include; a) use of data gathering instruments, and b) formal vocational assessment to the degree necessary to ensure the customer has the basic skills necessary to operate and manage a small business.
- Ensure the viability of self-employment as it relates to the customer's ability to handle the physical, mental, emotional, and cognitive aspects of the business venture including their disability. This may require consultation with medical and/or psychological service providers that have been treating the customer. If clear information is not available additional assessments may be needed.

- Examination of the customer’s financial goals related to self-employment should include consideration of issues such as impact on government benefits, supplementing family income versus primary source of support, and earning sufficient funds to maintain competitive employment standards. A referral for benefits planning may be appropriate.

#### **IV. Writing an IPE – Developing a Business Plan**

After a positive assessment of the feasibility of the business concept an initial IPE is written. Some of the key components of writing an IPE for business plan development include:

- IPE goal will be the anticipated vocational outcome that is the focus of the business plan.
- IPE must be identified as a self-employment IPE.
- Comprehensive assessment for this IPE is based on the appropriateness of self-employment as a strategy for the individual VR customer. It should be based on the feasibility analysis, the assessment of the customer’s appropriateness for self-employment, and other information available.

Services provided as part of this IPE are intended to support the development, writing, and ultimate approval of the business plan. The following are key elements to the development of the business plan:

##### **1. Customer Training and Technical Assistance:**

- Customers may be expected to attend training and participate in technical assistance services related to self-employment. This could include options such as; training and technical assistance on subjects such as: exploring entrepreneurship, small business development, business plan development, small business management, accounting for business, and business financing.
- Customers may require business specific skill training to eliminate skill gaps or prepare for the operation of the business. This could include coursework such as accounting/bookkeeping, using computers in business, human resources in business, etc. Skill-building courses should be noted in the IPE as necessary.

##### **2. Business Plan Development:**

The Business Plan is viewed as an essential element in any business venture and will be the document used by IDVR to determine whether or not to participate in capitalizing the business venture.

- A basic Business Plan must be written and approved to the satisfaction for the ~~VR counselor~~VRC.
- The customer will prepare the Business Plan with or without external technical assistance from a service provider experienced in business plan development.
- Benefits counseling may be provided with a focus on the projected impact of revenues and expenses as noted in the Business Plan.

### **3. Process for Business Plan Review:**

The customer's goal toward self-sufficiency and the level of the Agency's financial participation in the start-up capitalization of the business will determine the level of review and approval required.

- The counselor will review the plan for completeness according to the components listed in the definition of a Business Plan.
- All low cost/low risk/low complexity self-employment plans will be reviewed by the customer and the ~~VR counselor~~VRC.
  - a. If the customer and IDVR agree, then the ~~VR counselor~~VRC and customer proceed to amend the IPE to initiate the self-employment plan.
  - b. If the customer and IDVR agree, that revisions are needed the customer proceeds to revise the plan with or without technical assistance.
  - c. The customer may decide not to proceed with the identified business goal. If so, the customer and the ~~VR counselor~~VRC proceed with developing a new IPE goal (this may or may not be a different self-employment option).

### **V. Amending IPE - Implementing the Business Plan**

Once the business plan has been approved by the customer and the ~~VR counselor~~VRC an IPE amendment will be developed that identifies necessary services and activities to implement the business plan.

1. Update comprehensive assessment based upon the additional information acquired through the business plan development process.
2. Identifying specific VR services, cost, and vendors need to implement the self-employment plan. It is important that the financial responsibility for each party is identified on the IPE.



3. Identifying necessary training and technical assistance needed to implement the plan.
4. Identifying post start-up support services that may be needed.
5. Identifying the benchmarks for successful closure. At minimum, one benchmark must identify acceptable wage level for the customer (not less than Federal minimum wage standards). Additional benchmarks should be identified that are critical to the success of self-employment and how to proceed if the benchmarks are not met. It is important that these benchmarks be clearly written, and the consequences for not meeting the benchmarks are clearly explained to the customer and stated on the IPE. Examples of consequences for not meeting the benchmark on the IPE:
  - Evaluating the appropriateness of the benchmarks and possibly modification of the benchmarks (this would require an amendment to the IPE).
  - Withdrawal of IDVR support of the business and reassess other VR options.
  - Proceeding with case closure.

## **VI. Closure of Self-Employment Case**

### **1. Successful Closure**

Successful closure can be completed when the following has been established:

- Identified benchmarks have been achieved.
- At least 90 days of stable employment and at least six (6) months of business operation.

Equipment provided for the self-employment plan may be released or returned, consistent with Section 13 of the policy.

### **2. Unsuccessful Closure**

If adequate progress towards meeting the identified benchmarks is not made, the ~~VR counselor~~[VRC](#) proceeds with case closure unless the customer expresses interest in developing a new IPE goal. “All Other Reasons” would be the reason selected for case closure.

The customer is expected to return equipment provided for the self-employment plan, consistent with Section 13 of the policy.

## **b. Complex Business Plan**

### **I. Role of IDVR**

When working with customers expressing an interest in self-employment the primary role of IDVR is to:

**PLANNING, POLICY AND GOVERNMENTAL AFFAIRS**  
**NOVEMBER 30, 2015**

- Provide relevant information regarding the availability of self-employment services supported by the Agency.
- Assist the customer in information gathering and assessment in deciding whether self-employment is an appropriate option to achieve their employment goal.
- Assess the customer's disability as it relates to the self-employment goal.
- Reduce or eliminate barriers to self-employment created by the disability.
- Authorize for the provision of external technical assistance including, but not limited to, business feasibility, training, business planning, and post start-up monitoring.
- Participate with the customer and external technical assistance to evaluate the feasibility of the business.
- Assist in identifying resources for the capitalization of the business plan.
- Coordinate training and technical assistance services.
- Provide technical assistance as deemed appropriate at post start-up of the business.
- Monitor business development at post start-up.

**II. Role of the IDVR Customer**

Customer responsibilities, as part of the informed choice process relating to self-employment, include but are not limited to:

- Determining the concept of the business.
- Participating in the assessment process.
- Exploring the feasibility of the business venture. This includes conducting research, gathering information, market feasibility, and likelihood of financial sustainability. This may include collaboration with technical assistance.
- Writing the business plan with or without technical assistance.
- Researching the availability of financial resources.
- Contributing, as appropriate, financially to the capitalization of the business venture by utilizing all available financial resources.
- Assisting in the identification of existing and potential barriers including those created by the disability, as well as identifying possible solutions.

**PLANNING, POLICY AND GOVERNMENTAL AFFAIRS  
NOVEMBER 30, 2015**

- Developing skills and abilities necessary to operate and sustain the business venture.
- Business implementation and management.
- Providing regular financial or other relevant documentation or information requested by the Agency for post start-up monitoring.
- Fulfilling participation in the business start-up as noted in the Individualized Plan of Employment (IPE).

### **III. Assessment of IDVR Customer's Appropriateness for Self Employment**

- Evaluation of the customer's interests, skills, aptitudes, and personality traits as they relate to self-employment. This may include; a) use of data gathering instruments, and b) formal vocational assessment to the degree necessary to ensure the customer has the basic skills necessary to operate and manage a small business.
- Ensure the viability of self-employment as it relates to the customer's ability to handle the physical, mental, emotional, and cognitive aspects of the business venture including their disability. This may require consultation with medical and/or psychological service providers that have been treating the customer. If clear information is not available additional assessments may be needed.
- The customer has attended a training session, such as the Small Business Development Center's "Exploring Entrepreneurship" or another comparable program, to evaluate the advantages and disadvantages of business ownership and explore self-employment preparedness from a personal perspective.
- Examination of the customer's financial goals related to self-employment should include consideration of issues such as, impact on Government benefits, supplementing family income versus primary source of support, and earning sufficient funds to maintain competitive employment standards. A referral for benefits planning may be appropriate.
- Conduct a preliminary assessment of various funding sources for business capitalization. The customer's expectations relative to the financial support she/he anticipates/expects from IDVR should be discussed at the onset. It is important that the customer understands that *IDVR will not be the sole source of startup capitalization and that any funding allocated to the start-up of the business will be consistent with IDVR policy related to financial participation.*

### **IV. Assessment of the Feasibility of the Business Concept**

Customers may be referred to outside resources for assistance in examining the concept, market and financial feasibility of the business. If the business idea is deemed feasible, the information developed at this stage will provide some of the basic data that will be used in completing the Business Plan to be written later.

Testing the feasibility of the business idea should be formalized through a written Feasibility Assessment documenting the following:

- **Concept Feasibility:** Clear description of the business idea; customer's background related to the business concept including education, training, direct experience and transferable skill sets; a summary statement identifying issues of concern regarding the feasibility of the concept; and a recommendation as to whether the business concept is feasible.
- **Market Feasibility:** Geographic description of market area; description of

competitors working in or marketing to potential customers in geographic area; definition of target markets including size and scope of each market; zoning issues/requirements for establishing a business at intended location.

- Financial Feasibility: Capitalization requirements (start-up funding not to exceed 6 months) consistent with the individual's business concept; identification of resources for start-up funding and ongoing capitalization. Twelve (12) months of projected sales/expenses may be included, when appropriate.

## **V. Writing an IPE – Developing a Business Plan**

After a positive assessment of the feasibility of the business concept an initial IPE is written. Some of the key components of writing an IPE for business plan development include:

- IPE goal will be the anticipated vocational outcome that is the focus of the business plan.
- IPE must be identified as a self-employment IPE.
- Comprehensive assessment for this IPE is based on the appropriateness of self-employment as a strategy for the individual VR customer. It should be based on the feasibility analysis, the assessment of the customer's appropriateness for self-employment, and other information available.

Services provided as part of this IPE are intended to support the development, writing, and ultimate approval of the business plan. The following are key elements to the development of the business plan:

### **1. IDVR Customer Training and Technical Assistance:**

- All customers will be expected to attend training, when available, and participate in technical assistance services related to self-employment. This could include options such as; training and technical assistance on subjects such as: exploring entrepreneurship, small business development, business plan development, small business management, accounting for business, and business financing. *Exceptions to the above requirement may be made with supervisory approval in limited circumstances.*
- Customers may require business specific skill training to eliminate skill gaps or prepare for the operation of the business. This could include coursework such as accounting/bookkeeping, using computers in business, human resources in business, etc. Skill-building courses should be noted in the IPE as necessary.

### **2. Business Plan Development:**

The Business Plan is viewed as an essential element in any business venture and will be the document used by IDVR, banks, micro lenders, and other funding organizations to determine whether or not to participate in capitalizing the business venture.

- A comprehensive Business Plan will be required for all complex self-employment goals. The content for a comprehensive Business Plan is a thorough assessment of all the components listed in the Business Plan definition.
- The customer will prepare the Business Plan with or without external technical assistance from a service provider experienced in business plan development.
- Benefits counseling may be provided with a focus on the projected impact of revenues and expenses as noted in the Business Plan.

### **3. Explore and Apply for Resources Available From Other Sources:**

IDVR customers pursuing self-employment are required to explore funding from sources other than IDVR. These may include microloans, commercial and consumer loans, loans from family, forgivable loans, equity grants, and work incentives for Social Security recipients including Plans to Achieve Self Support (PASS) and personal property (inventory and equipment) essential to the operation of the business. If the business plan is approved and the IPE is amended, the customer will apply for other resources necessary to implement the business plan.

### **4. Process for Business Plan Review:**

The customer's goal toward self-sufficiency and the level of the agency's financial participation in the start-up capitalization of the business will determine the level of review and approval required.

- The counselor will review the plan for completeness according to the components listed in the definition of a Business Plan.
- The business plan is submitted for technical assistance and feasibility review by an outside consultant (approved by the ~~VR counselor~~[VRC](#) and customer) with experience in business development.
- All complex self-employment plans will be reviewed by a self-employment team. The self-employment team will include the customer, ~~VR counselor~~[VRC](#), ~~Regional Manager~~[RM](#), at least one outside consultant, and other individuals as appropriate.
  - a. If the customer and IDVR agree, based on the feedback from the self-employment team, then the ~~VR counselor~~[VRC](#) and customer proceed to amend the IPE to initiate the self-employment plan.
  - b. If the customer and IDVR agree, based on the feedback from the self-employment team, that revisions are needed, the customer proceeds to revise the plan with or without technical assistance.

c. If the customer does not agree with the recommendations from the self-employment team the customer may choose to follow the appeal process. (See Section 4.0)

d. The customer may decide not to proceed with the identified business goal. If so, the customer and the ~~VR counselor~~ VRC proceed with developing a new IPE goal (this may or may not be a different self-employment option).

#### **VI. Amending IPE - Implementing the Business Plan**

Once the business plan has been approved by the customer and the ~~VR counselor~~ VRC an IPE amendment will be developed that identifies necessary services and activities to implement the business plan.

1. Update comprehensive assessment based upon the additional information acquired through the business plan development process.
2. Identifying specific VR services, resources, cost, and vendors need to implement the self-employment plan. It is important that the financial responsibility for each party is identified on the IPE.
3. Identifying necessary training and technical assistance needed to implement the plan.
4. Identifying post start-up support services that may be needed.
5. Identifying the benchmarks for successful closure. At minimum, one benchmark must identify acceptable wage level for the customer (not less than Federal minimum wage standards). Additional benchmarks should be identified that are critical to the success of self-employment and how to proceed if the benchmarks are not met. It is important that these benchmarks be clearly written, and the consequences for not meeting the benchmarks are clearly explained to the customer and stated on the IPE. Examples of consequences for not meeting the benchmark on the IPE:
  - Evaluating the appropriateness of the benchmarks and possibly modification of the benchmarks (this would require an amendment to the IPE).
  - Withdrawal of IDVR support of the business and reassess other VR options.
  - Proceeding with case closure.

**VII. Closure of Self-Employment Case**

**1. Successful Closure**

Successful closure can be completed when the following has been established:

- Identified benchmarks have been achieved.
- At least 90 days of stable employment and at least six (6) months of business operation.

Equipment provided for the self-employment plan may be released or returned, consistent with Section 13 of the policy.

**2. Unsuccessful Closure**

If adequate progress towards meeting the identified benchmarks is not made, the ~~VR~~  
~~counselor~~[VRC](#) proceeds with case closure unless the customer expresses interest in developing a new IPE goal. “All Other Reasons” would be the reason selected for case closure.

The customer is expected to return equipment provided for the self-employment plan, consistent with Section 13 of the policy.



## **B. Supported Self Employment**

### **a. Role of IDVR**

When working with customers expressing an interest in supported self-employment the primary role of IDVR is to:

- Provide relevant information regarding the availability of supported self-employment services supported by the agency.
- Assist the customer in information gathering and assessment in deciding whether supported self-employment is an appropriate option to achieve their employment goal.
- Assess the customer's disability as it relates to the self-employment goal and the nature and level of support required (Examples: guardians/family members, targeted service coordinator, psychosocial rehabilitation provider, Medicaid broker, SSA payee).
- Reduce or eliminate barriers to supported self-employment created by the disability.
- May authorize for the provision of external technical assistance including, but not limited to, business feasibility, training, business planning, and post start-up monitoring.
- Participate with the customer, support team, and external technical assistance to evaluate the feasibility of the business.
- Coordinate training and technical assistance services.
- Provide technical assistance as deemed appropriate at post start-up of the business.
- Monitor business development at post start-up.

### **b. Role of the IDVR Customer with their Support Team**

Customer and support team's responsibilities, as part of the informed choice process relating to self-employment, include but are not limited to:

- Determining the concept of the business.
- Participating in the assessment process.
- Exploring the feasibility of the business venture. This may include gathering information, market feasibility, and likelihood of financial sustainability. This may include collaboration with technical assistance.

- Writing the business plan with or without technical assistance and approval by the ~~VR counselor~~ [VRC](#).
- Contributing, as appropriate, financially to the capitalization of the business venture by utilizing all available financial resources.
- Assisting in the identification of existing and potential barriers including those created by the disability, as well as identifying possible solutions.
- Identifying the areas within self-employment that need ongoing support and identify the specific individuals or resources that will provide that support.
- Developing skills and abilities necessary to operate and sustain the business venture.
- Business implementation and management.
- Providing regular financial or other relevant documentation or information requested by the Agency for post start-up monitoring.
- Fulfilling participation in the business start-up as noted in the Individualized Plan of Employment (IPE).

**c. Assessment of Customer's Appropriateness for Supported Self Employment**

- A. Evaluation of the customer's interests, skills, aptitudes, and personality traits as they relate to supported self-employment. This may include; a) use of data gathering instruments, and b) formal vocational assessment to the degree necessary to ensure the customer has the basic skills necessary to operate and manage a small business with adequate support systems.
- B. Ensure the viability of supported self-employment as it relates to the customer's ability to handle the physical, mental, emotional, and cognitive aspects of the business venture including their disability. This may require consultation with medical and/or psychological service providers that have been treating the customer. If clear information is not available additional assessments may be needed.
- C. Examination of the customer's financial goals related to supported self-employment should include consideration of issues such as: impact on Government benefits, supplementing family income versus primary source of support, and earning sufficient funds to maintain competitive employment standards. A referral for benefits planning may be appropriate.

## **I. Writing an IPE – Developing a Business Plan**

After a positive assessment of the feasibility of the business concept an initial IPE is written. Some of the key components of writing an IPE for business plan development include:

- IPE goal will be the anticipated vocational outcome that is the focus of the business plan.
- IPE must be identified as a supported self-employment IPE.
- Comprehensive assessment for this IPE is based on the appropriateness of supported self-employment as a strategy for the individual VR customer. It should be based on the feasibility analysis, the assessment of the customer's appropriateness for supported self-employment, and other information available.

Services provided as part of this IPE are intended to support the development, writing, and ultimate approval of the business plan. The following are key elements to the development of the business plan:

### **1. IDVR Customer Training and Technical Assistance:**

- Customers may be expected to attend training and participate in technical assistance services related to supported self-employment. This could include options such as; training and technical assistance on subjects such as exploring entrepreneurship, small business development, business plan development, small business management, accounting for business, and business financing.
- Customers may require business specific skill training or support to eliminate gaps for the operation of the business.

**2. Business Plan Development:**

The Business Plan is viewed as an essential element in any business venture and will be the document used by IDVR to determine whether or not to participate in capitalizing the business venture. If the supported self-employment plan meets the criteria for a complex self-employment plan refer to the business plan development for complex self-employment plan. If the supported self-employment plan meets the criteria for low cost/low risk/low complexity plan refer to the business plan development for low cost/low risk/low complexity plan.

### 3. Process for Business Plan Review:

The customer's goal toward self-sufficiency and the level of the Agency's financial participation in the start-up capitalization of the business will determine the level of review and approval required.

If the supported self-employment plan meets the criteria for a complex self-employment plan refer to the business plan review for complex self-employment plan. If the supported self-employment plan meets the criteria for low cost/low risk/low complexity plan refer to the business plan review for low cost/low risk/low complexity plan.

## II. Amending IPE - Implementing the Business Plan

Once the business plan has been approved by the customer, support team, and the ~~VR counselor~~[VRC](#) an IPE amendment will be developed that identifies necessary services and activities to implement the business plan.

1. Update comprehensive assessment based upon the additional information acquired through the business plan development process.
2. Identifying specific VR services, cost, and vendors need to implement the supported self-employment plan. It is important that the financial responsibility for each party is identified on the IPE.
3. Resources to provide long term support (Extended Employment Services, Medicaid waiver, private pay, or natural supports) are identified and secured.
4. Identifying necessary training and technical assistance needed to implement the plan.
5. Identifying post start-up support services that may be needed.
6. Identifying the benchmarks for successful closure. At minimum, one benchmark must identify acceptable wage level for the customer (not less than Federal minimum wage standards). Additional benchmarks should be identified that are critical to the success of supported self-employment and how to proceed if the benchmarks are not met. It is important that these benchmarks be clearly written, and the consequences for not meeting the benchmarks are clearly explained to the customer and stated on the IPE. Examples of consequences for not meeting the benchmark on the IPE:
  - Evaluating the appropriateness of the benchmarks and possibly modification of the benchmarks (this would require an amendment to the IPE).
  - Withdrawal of IDVR support of the business and assess other VR options.
  - Proceeding with case closure.

### III. Closure of Supported Self-Employment Case

#### 1. Successful Closure

Successful closure can be completed when the following has been established:

- Identified benchmarks have been achieved.
- At least 90 days of stable employment and at least six (6) months of business operation.
- Verification of necessary long term supports.

Equipment provided for the supported self-employment plan may be released or returned, consistent with Section 13 of the policy.

#### 2. Unsuccessful Closure

If adequate progress towards meeting the identified benchmarks is not made, the ~~VR counselor~~[VRC](#) proceeds with case closure unless the customer expresses interest in developing a new IPE goal. “All Other Reasons” would be the reason selected for case closure.

The customer is expected to return equipment provided for the self-employment plan, consistent with Section 13 of the policy.

### C. Continued Self-Employment:

#### I. Writing IPE

1. Prior to completing the IPE, a comprehensive assessment must be completed.
2. Identify specific VR services, cost, and vendors need to implement the self-employment plan. It is important that the financial responsibility for each party is identified on the IPE.
3. Identify necessary training and technical assistance needed to implement the plan.
4. Identify post start-up support services that may be needed.
5. Identify the benchmarks for successful closure. At minimum, one benchmark must identify acceptable wage level for the customer (not less than Federal minimum wage standards). Additional benchmarks should be identified that are critical to the success of self-employment and how to proceed if the benchmarks are not met. It is important that these benchmarks be clearly written, and the consequences for not meeting the benchmarks are clearly explained to the customer and stated on the IPE. Examples of consequences for not meeting the benchmark on the IPE:
  - Evaluating the appropriateness of the benchmarks and possibly modification of the benchmarks (this would require an amendment to the IPE).

- Withdrawal of IDVR support of the business and assess other VR options.
- Proceeding with case closure.

## **II. Closure of Continued Self-Employment Case**

### **1. Successful Closure**

Successful closure can be completed when the following has been established:

- Identified benchmarks have been achieved.
- At least 90 days of stable employment.

Equipment provided for the continued self-employment plan may be released or returned, consistent with Section 13 of the policy.

### **2. Unsuccessful Closure**

If adequate progress towards meeting the identified benchmarks is not made, the ~~VR counselor~~ [VRC](#) proceeds with case closure unless the customer expresses interest in developing a new IPE goal. “All Other Reasons” would be the reason selected for case closure.

The customer is expected to return equipment provided for the continued self-employment plan, consistent with Section 13 of the policy.

### ***12.11 Effective Communication Services for Customers with Sensory Impairments***

IDVR can provide interpreter services and note taking services for customers who are deaf, including tactile interpreting for customers who are deaf-blind; reader services, rehabilitation teaching services, note-taking services and orientation and mobility services for customers who are blind; telecommunications, sensory and other technological aids and devices.

**Note:** *If the customer is enrolled in an academic/technical training program at an institution that receives Federal financial support, the institution will be responsible for the provision of interpreter services within the classroom or formal training environment i.e., outside the classroom, but mandated or supported by the class curriculum. (A regional exception has been made at the Eastern Idaho Technical College – EITC as per the agreement between IDVR and EITC).*

### ***12.12 Occupational Licenses, Tools, Equipment Initial Stocks and Supplies necessary in order to enter an Occupation***

Occupational licenses, tools, equipment, initial stocks, and supplies may be purchased in order to adequately prepare the customer for a vocational outcome. *Private pilot's license will not be secured through the financial support of IDVR.*

IDVR will not purchase land or buildings for customers with disabilities. IDVR retains the right to reclaim occupational tools and equipment purchased by IDVR when:

- Customer's IPE is not completed.
- The tools and equipment are no longer necessary or appropriate for the existing or new employment goal.
- Case is closed other than rehabilitated.

### ***12.13 Supported Employment Services***

Supported employment services may be provided to customers with the most severe disabilities who require ongoing training on-the-job and support services.

#### **12.13.1 Supported employment is defined as follows:**

- A. Competitive work (defined as payment of an hourly rate not less than minimum wage or less than the employer usually pays individuals who are not disabled) in an integrated work setting (defined as an environment in which the customer engages in as much contact with co-workers or the non-disabled general public as any other non-disabled person working in that job would experience) with ongoing support services for customers with the most severe disabilities for whom competitive employment:
  1. Has not traditionally occurred: or
  2. Has been interrupted or intermittent as a result of severe disability; and



3. Who, because of the nature and severity of their disability(ies), need intensive supported employment services or extended services in order to be gainfully employed; or

B. Transitional employment for customers with chronic mental illness.

**Note:** Non-competitive, non-integrated employment (sometimes referred to as Sheltered Work, Facility Based Work, Work Services, or Workshop Services) is not part of VR services. If a customer requests these services, IDVR will provide information about competitive, integrated employment to assist in informed choice. If the customer still request non-competitive, non-integrated employment they will be referred to the Extended Employment Services Program through the Extended Employment Services Referral Form.

### 12.13.2 Supported eEmployment Process:

- A. Through an assessment (internally provided or through a review of external documentation) or through the provision of VR services, supported employment is identified as a necessary strategy for successful employment.
- B. The ~~VR counselor~~VRC and customer will identify the level of ongoing job support necessary to maintain successful employment.
- C. The ~~VR counselor~~VRC and customer will identify the availability of long term support strategies for the level of supported employment services identified.
- D. If long term support strategies are available then an IPE may be written.
- E. If long term support strategies are not available the case will be closed “~~Unable~~<sup>[TP10]</sup> to Benefit from ServicesExtended services not available.”

### 12.13.3 Supported Employment Strategies

**Natural Supports:** Support from supervisors and co-workers occurring in the workplace to assist employees with disabilities to perform their jobs, including supports already provided by an employer for all employees. These natural supports may be both formal and/or informal, and include mentoring, supervision (ongoing feedback on job performance), training (learning a new job skill with a co-worker), and co-workers socializing with employees with disabilities at breaks or after work. Support provided by family, friends, or significant others are also included within this definition.

**Extended Employment Services:** (IDAPA 47.01.02) Funds Managed by IDVR/EES. There are four eligibility categories:

- A. Developmental Disabilities (as defined in section 66-402, Idaho Code).
- B. Mental Health: (Typically Schizophrenia, Major Mood Disorders, Borderline Personality Disorder, Delusional Disorder, Schizoaffective Disorder).

C. Specific Learning Disability.

D. Traumatic Brain Injury.

**Medicaid Funded Employment Supports:**

Developmental Disabilities – Adult DD Home and Community Based Services Medicaid Waiver (IDAPA 16.03.10.703.03). Eligibility for this waiver is determined by the Independent Assessment Providers (IAP) at the Idaho Center on Disability Evaluation. The Self-Directed option falls under this waiver.

Aged or Disabled Waiver – Supported Employment is a component included in this Home and Community Based Services Medicaid Waiver (IDAPA 16.03.10.326.17).

~~12.13.4 Steps to Securing Long Term Support for Medicaid or EES Services~~<sup>[TP11]:</sup>

- ~~1. Contact the Regional Community Supported Employment (CSE) coordinator.~~
- ~~2. The Regional CSE coordinator will submit the Referral for Extended Employment Services to the EES program.~~
- ~~3. The Regional CSE coordinator and VR counselor will receive documentation regarding the availability within ten (10) business days.~~
  - ~~a. Funding for EES Available – The VR counselor proceeds with plan development.~~
  - ~~b. No EES Funding Available – Customer is placed on the EES waiting list by EES program.~~
    - ~~i. Waiver Eligible –
      - VR staff notifies in writing to EES program that employment services are approved from Medicaid. Customer is removed from the waiting list once employment waiver services are approved by Medicaid.
      - If employment services are not included on the customer’s waiver plan, if EES funding is not secured within three (3) months then the case will be closed (EES case will remain open and the customer will remain on the waitlist).~~
    - ~~ii. Not Waiver Eligible – Customer remains on the EES waiting list
      - VR counselor does not proceed to plan development.
      - If funding is not secured within three (3) months then the case will be closed (EES case will remain open and the customer will remain on the waitlist).
      - Once EES funding becomes available EES program will notify CSE coordinator and VR counselor; customer will be removed~~

~~from the EES waiting list. IPE development may be initiated (VR case file may need to be reopened).~~

### ***12.14 Post-Employment Services (PES)***

A customer with a disability who had been previously rehabilitated may require additional services in order to maintain, advance in, or regain suitable employment. In order to qualify for this service strategy, the need must be based upon a disability previously documented in the eligibility determination section. Post-employment services require an amendment to the IPE. *In order to qualify for these services, the customer's vocational needs must be minor in scope (\$1,000 or less) and duration (6 months or less). This means the customer only needs relatively short-term services with minimal cost associated.* Customers requiring multiple services over an extended period of time and/or a comprehensive/complex rehabilitation plan should be encouraged to reapply for the full-spectrum of VR services since their needs exceed the intent of post-employment services. PES can be initiated within three (3) years of successful closure. Once the record is destroyed, a new case must be opened.

**Note:** The intent of PES is to ensure that the employment outcome remains consistent with the customer's strengths, resources, priorities, concerns, abilities, capabilities, interests and informed choice.

### ***12.15 Rehabilitation Technology***

Rehabilitation technology services ([rehabilitation engineering](#), assistive/[adaptive technology devices and services](#)) may be provided as compensatory strategies to increase, maintain, or improve functional capabilities of customers with disabilities. Rehabilitation technology services may be provided at any time in the rehabilitation process, including the assessment for determining eligibility and vocational rehabilitation needs, extended evaluation, services provided under an IPE, and post-employment services. Rehabilitation technology, including telecommunications, sensory, and other technological aids and devices are exempt from a determination of the availability of comparable services or benefits exist under any other program, ~~and are available to the customer~~, IDVR may request, ~~but may not require~~ the use of comparable services and benefits. [Personally prescribed devices, such as eye glasses, hearing aids, or wheelchairs are the exception, they not exempt from the consideration of comparable benefits.](#) (For further information, please review the series of comprehensive fact sheets provided by Idaho Assistive Technology Project located on the IDVR intranet web site. There are also direct links to the Idaho Assistive Technology Project web site at that location).

**12.15.1 "Assistive technology service"** means any service that directly assists a customer with a disability in the selection, acquisition, or use of an assistive technology device, including:

- A. The evaluation of the needs of a customer;
- B. Purchasing, leasing, or otherwise providing for the acquisition by a customer with a disability of an assistive technology device;
- C. Selecting, designing, fitting, customizing, adapting, applying, maintaining, repairing, or replacing assistive technology devices;

- D. Coordinating and using other therapies, interventions, or services with assistive technology devices, such as those associated with existing education and rehabilitation plans and programs;
- E. Training or technical assistance for a customer with a disability.

**12.15.2** An assistive technology device means any item, piece of equipment, or product system, whether acquired commercially off-the-shelf, modified, or customized that is used to increase, maintain, or improve the functional capabilities of a customer with a disability.

**12.15.3** Vehicle modification<sup>5</sup> may be provided as an assistive technology device only when the applicant/customer is otherwise precluded from achieving a vocational objective.

1. In the event that a vehicle requires modification. e.g., hand controls, lift installation, or structural revision, may be provided on vehicles with an expected life of five (5) years or longer after modification, as evaluated by a certified mechanic (paid for by IDVR). The customer must agree to maintain insurance on the vehicle for replacement costs of the modified equipment.
2. Any vehicle modification over \$3,000 must include a minimum of two bids from approved vendors.
3. Adaptive equipment items that are not documented as medically and/or vocationally necessary will be the responsibility of the customer.
4. When a customer purchases a new vehicle requiring modifications they should check with the dealership to see if the vehicle modification assistance is available. The ~~VR counselor~~[VRC](#) will check with the customer to see if the customer is willing to access and apply the rebate to the cost of vehicle modification.

**12.15.4** Housing modifications may be provided as a supportive service so the customer can benefit from a core vocational rehabilitation service. Typically these services are provided under an IPE.

### ***12.16 Supportive Services***

- A. Maintenance is a funding provision designed to offset *identified additional costs incurred as a result of participating in a rehabilitation service* (expenses incurred by the customer while engaged in assessments required for determining eligibility or while receiving services under an IPE).

**NOTE:** Maintenance means monetary support provided to a customer for expenses, such as food, shelter, and clothing, that are in excess of the normal expenses of the customer and that are necessitated by the customer's participation in an assessment for determining eligibility and vocational rehabilitation needs or the customer's receipt of vocational rehabilitation services under an individualized plan for employment. (Ref: 34 CFR, Part 361.5 (35)).

**PLANNING, POLICY AND GOVERNMENTAL AFFAIRS**  
**NOVEMBER 30, 2015**

Counselors cannot pay maintenance for those existing living costs that a customer would normally incur regardless of the customer's participation in a plan of vocational rehabilitation services.

Maintenance intended to cover shelter related expenses will not exceed four (4) months per case without the Chief of Field Service's approval.

Maintenance intended to cover food expenses will not exceed four (4) weeks per case without the Chief of Field Service's approval.

Maximum per diem food rates for the state of Idaho can be found at:

<http://www.sco.idaho.gov/web/sbe/sbeweb.nst/pages/trvlpolicy.htm#Apendix%20%22B%22>.

Maximum per diem food rates for out of state can be found at: [www.gsa.gov](http://www.gsa.gov).

~~VR counselor~~ VRCs should be aware and make their customers aware, that any maintenance payments for food, shelter, or clothing may impact SSI benefits.

B. Transportation is a service for identified travel and related expenses for customers to participate in a vocational rehabilitation services or assessment.

1. Actual costs may be paid for taxi, buses, airplanes, etc.
2. When using a privately owned vehicle, fuel assistance will be negotiated. This depends upon actual transportation expenses for participation in rehabilitation services. Routine vehicle maintenance is not covered by IDVR.
3. The ~~VR counselor~~ VR must take into account the following issues when confronted with a request from a customer to repair a privately owned vehicle:
  - a. The overall condition and value of vehicle.
  - b. The extent of the repairs.
  - c. The availability of other appropriate transportation.
  - d. The necessity that the vehicle be used for VR-IDVR participation or work.

### 12.17 School Transition

The Idaho Division of Vocational Rehabilitation (IDVR) participates in student transition planning as outlined at 34 CFR 361.22 of the Rehabilitation Act Regulation. The Regulations require plans, policies, and procedures that provide for the development and approval on an individualized plan for employment as early as possible during the transition planning process but, at the latest, by the time each student who is determined to be eligible for vocational rehabilitation services leaves the school setting. The Act also provides for:

1. Consultation and technical assistance to educational agencies in planning for transition of students with disabilities from school to post-school activities, including vocational rehabilitation;
2. Transition planning by personnel of IDVR and the educational agency for students with disabilities that facilitates the development and completion of their Individualized Education Programs (IPE's) under section 614 (d) of the Individuals with Disabilities Education Act (IDEA);
3. The roles and responsibilities including financial responsibilities, of each agency; and
4. Procedures for outreach to and identification of students with disabilities who are in need of transition services. Outreach to these students should occur as early as possible during the transition planning process and must include, at a minimum, a description of the purpose of the vocational rehabilitation programs, eligibility requirements; application procedures, and scope of services that may be provided to eligible customers.
  - Referrals should be made to the ~~VR counselor~~VRC as early as possible following the completion of the student's sophomore year. Earlier referrals can be made based on individual student need. All students with disabilities should be referred, not just those students in special education.
  - The ~~VR counselor~~VRC may participate and/or consult during the development of Individual Educational Plans (IEPs), Individual Transition Plans (ITPs) and Child Study Teams (CSTs) at the invitation of the school and agreement between the ~~VR Counselor~~VRC and CST members. VRC will determine the appropriate time to take an application when the focus is on the final vocational objective or formal planning for continued employment preparation after the student exits from high school.
  - The school district's responsibility is to provide a free and appropriate education to all students. This includes instructional aides, devices, and necessary services to achieve educational goals.
  - IDVR's responsibility is to facilitate the accomplishment of long-term vocational rehabilitation goals and intermediate rehabilitation objectives identified in the student's IPE. Only services that are required for achievement of the employment goal will be provided or coordinated.

### *12.18 Services to Family Members*

The definition of “Family Member” is a relative or guardian of the customer or someone who lives in the same household as the customer and has a substantial interest in the well-being of the customer.

#### **Conditions and Criteria:**

- A. Service may be provided only to individuals that meet the definition of family member.
- B. The services to be provided are those which are deemed to be necessary to the successful completion of the customer’s rehabilitation plan (IPE, Extended Evaluation, or Trial Work Period). The customer and ~~VR counselor~~[VRC](#) will make the determination as to whether a service to a family member is necessary to the vocational rehabilitation of the individual customer.
- C. Comparable services and benefits are to be explored and if available, utilized prior to expenditure of agency funds.
- D. IDVR funds can only be utilized if economic need is established on Financial Participation Assessment (FPA).
- E. Family members may not have access to the customer’s record of service without a release of information. Family members may have access to information pertaining to the services they received.

#### **Procedures:**

- A. The category of Services to Family Members requires prior approval from the [Regional ManagerRM](#).
- B. The IPE must set forth the services to be provided to the family member.
- C. In developing the IPE the ~~VR counselor~~[VRC](#) must ensure that the customer and family member(s) understand the basis for the provision of services in order to avoid any misunderstanding as to the scope, nature, and duration of services.
- D. Services under this section must comply with all other portions of the manual relating to the provision of ~~VR~~[IDVR](#) services.
- E. Services to family members must be terminated whenever one of the following conditions prevails:
  - 1. When a service(s) is no longer necessary to the customer’s plan; or

**PLANNING, POLICY AND GOVERNMENTAL AFFAIRS  
NOVEMBER 30, 2015**

2. When the customer's plan is terminated in accordance with case closure procedures; or
  3. When Post-Employment Services are terminated.
- F. When services are provided to family members, the record of service must include:
1. A rationale that services are required to support the customer's success in completing objectives of the IPE;
  2. Data, including medical information, to support the decision to provide services (the least amount necessary to verify the need);
  3. Identification of family member(s) receiving those services;
  4. The cost of such services; and
  5. Documentation of the time limited nature of these services.

***12.19 Personal Care Assistant Services***

A personal care assistant (PCA) assists a customer with a significant disability by performing personal activities of daily living requiring hands-on help, which cannot be performed by the customer because of the significance of the disability. PCA services including personal care related tasks such as:

1. Eating
2. Drinking
3. Toileting
4. Bathing
5. Transfers
6. Dressing
7. Grooming
8. Medications

PCA services do not include chore services, respite, cueing, or household tasks. In most cases, tasks performed by the PCA are customer directed. The PCA is not responsible for any tasks that the customer with a disability can perform independently.

PCA services have been developed to enhance the ability of a customer with a significant disability to live and work independently. The need for PCA services is normally identified through an independent living (IL) evaluation.

A PCA must have completed a State approved training program or have substantial knowledge and experience in providing PCA services.

It is the policy of the IDVR to provide PCA services to customers with significant disabilities, when PCA services over and above those required for normal daily living are required to assist



the customer to complete the ~~VR-IDVR~~ process. IDVR does not provide PCA services in lieu of existing PCA programs and providers. If the ~~VR-counselor~~VRC determines that PCA services are necessary for the customer to complete the objectives of the IPE, the ~~VR-counselor~~VRC will need to conduct or obtain a personal care assistant evaluation to determine the number of hours of PCA services that are required for participation in the IPE over and above the customer's normal daily living needs.

It is the responsibility of the customer and the ~~VR-counselor~~VRC to identify, apply for and utilize any and all similar benefits for PCA services. PCA recruitment and management is the responsibility of the customer. Payment for PCA services is made through an authorization to the customer for PCA services. The customer then pays the chosen provider. IDVR will not exceed the current rate established by Medicaid. IDVR does not pay for standby time; only for direct service time related to the VR service that the PCA service is addressing. The customer is required to submit verification of services received from the provider to IDVR on a monthly basis to continue to receive PCA fundeds services.

IDVR PCA services are time limited in nature and are provided during the vocational rehabilitation process, if required, to assist in determining eligibility, for participation in vocational evaluation and assessment, and during implementation of an IPE with a goal leading to competitive employment. The provision of PCA services must be linked directly to the objective of the IPE. PCA services funded by IDVR must be for those tasks over and above PCA services normally requiredd for tasks of daily living. No more than 40 hours per week will be authorized for PCA services.

When the IPE objectives have been successfully completed and the goal of competitive employment has been achieved, provision of PCA services required to maintain employment becomes the responsibility of the customer.

### ***12.20 Services to a Group of Individuals***

The Rehabilitation Act of 1973 as amended authorizes the provision of rehabilitation services to groups of individuals.

#### **Guidelines:**

Services for a group of individuals with disabilities must be expected to substantially contribute to the vocational rehabilitation of a group of individuals, but does not relate directly to the individualized rehabilitation program of any one individual with disability. The decision to provide services to groups will be made based on the need for the services as well as the available resources of the agency.

#### **Establishment**

Under the authority of 34 CFR 361.49(a)(1), IDVR may pursue the establishment, development, or improvement of a public or non-profit community rehabilitation program that is used to provide vocational rehabilitation services that promote integration and competitive employment, including, under special circumstances, the construction of a facility for a public or non-profit community rehabilitation program. Examples of "special circumstances" include

**PLANNING, POLICY AND GOVERNMENTAL AFFAIRS**  
**NOVEMBER 30, 2015**

the destruction or natural disaster of the only available center serving an area or a State determination that construction is necessary in a rural area because no other public agencies or private non-profit organizations are currently able to provide vocational rehabilitation services to individuals.

Any CRP establishment activities undertaken by IDVR will be supported by the pre-planning requirements under 34 CFR 361.49(b)(1) & (2) and 34 CFR 361.29.

In order for IDVR to engage in activities to establish, develop or improve a public or non-profit CRP, pursuant to 34 CFR 361.49(a)(1), and use of non-Federal expenditures incurred by those activities to satisfy match requirement under the VR Program, IDVR must first satisfy several pre-planning requirements:

1. IDVR must have written policies that set forth the nature and scope of services that will be provided to groups of customers with disabilities, and the criteria that will be used to determine the provision of those services (34 CFR 361.49(b)(1)); and
2. Establishment activities must have been identified as a need in IDVR's most recent statewide comprehensive needs assessment and IDVR must have included in its State plan a discussion of the strategies it would use to meet that need (34 CFR 361.29).

If IDVR has satisfied the above pre-planning requirements for activities related to establishing, developing, or improving a CRP, then the following requirements must be satisfied in order for IDVR to use non-Federal expenditures incurred for these activities towards its match requirements under the VR program pursuant to 34 CFR 361.60(b)(3)(i):

1. The activities proposed must fit within the definition of establishment, development, or improvement of a CRP at 34 CFR 361.5(b)(17);
2. The establishment, development, or improvement of a facility for a CRP at 34 CFR 361.5(b)(18), or
3. The construction of facility for a CRP at 34 CFR 361.5(b)(12); and
4. The activities must be designed to provide services to IDVR customers and applicants.

Based on 34 CFR 361.5(b)(17), IDVR may:

1. The establishment of a facility for a public or non-profit community rehabilitation program.
2. Staffing, if necessary to establish, develop, or improve a community rehabilitation program for the purpose of providing vocational rehabilitation services to applicants or eligible customers.
3. Other expenditures related to the establishment, development, or improvement of a community rehabilitation program that are necessary to make the program functional or

increase its effectiveness in providing vocational rehabilitation services to applicants or eligible customers, but are not ongoing operating expenditures of the program.

### **Employment Related Services to Customers with Disabilities**

Under the authority of 34 CFR 361.49(a)(6), IDVR may pursue services that promise to contribute substantially to the rehabilitation of a group of customers but that are not related directly to the individualized plan for employment of any one customer.

The nature and scope of the services provided include:

1. Increase access to employment and educational opportunities for persons who are deaf or hard of hearing.
2. Increase awareness of the needs of persons who are deaf and hard of hearing through educational informational programs.
3. Encourage consultation and cooperation among departments, agencies, and institutions serving the deaf and hard of hearing.

## **SECTION 13.0 - CLOSURE**

### ***13.1 Closure During Application Status***

#### **A. No disabling condition**

The ~~VR counselor~~VRC is unable to verify the existence of a disabling condition. The decision requires ~~VR-IDVR~~ staff to:

1. Provide an opportunity for the customer or his/her representative to receive full consultation regarding the closure decision.
2. Provide written notification, or other appropriate mode of communication of:
  - a. Ineligibility closure determination, explaining in clear and concise language the reason(s) for the ineligibility determination.
  - b. Appeal rights (Rights and Responsibilities)
  - c. Information regarding the Client Assistance Program (CAP)
3. Referral to other agency (ies), including Idaho Department of Labor.

#### **B. No impediment to employment**

The ~~VR counselor~~VRC cannot establish that there is a substantial barrier to employment based on disability. The decision requires ~~VR-IDVR~~ staff to:

**PLANNING, POLICY AND GOVERNMENTAL AFFAIRS  
NOVEMBER 30, 2015**

1. Provide an opportunity for the customer or his/her representative to receive full consultation regarding the closure decision.

2. Provide written notification, or other appropriate mode of communication of:
  - a. Ineligibility closure determination, explaining in clear and concise language the reason(s) for the ineligibility determination.
  - b. Appeal rights (Rights and Responsibilities)
  - c. Information regarding the Client Assistance Program (CAP)
3. Referral to other agency (ies), including Idaho Department of Labor.

**C. Does not require VR services to achieve an employment outcome**

The ~~VR counselor~~VRC has been unable to identify substantial VR services necessary to secure, retain or regain employment. The decision requires ~~VR- IDVR~~ staff to:

1. Provide an opportunity for the customer or his/her representative to receive full consultation regarding the closure decision.
2. Provide written notification, or other appropriate mode of communication of:
  - a. Ineligibility closure determination, explaining in clear and concise language the reason(s) for the ineligibility determination.
  - b. Appeal rights (Rights and Responsibilities).
  - c. Information regarding the Client Assistance Program (CAP).
3. Referral to other agency (ies), including Idaho Department of Labor.

**D. Unable to benefit from VR services**

The ~~VR counselor~~VRC, through trial work or extended evaluation has established that the applicant is unable to benefit in terms of an employment outcome. The decision requires ~~VR IDVR~~ -staff to:

1. Provide an opportunity for the customer or his/her representative to receive full consultation regarding the closure decision.
2. Provide written notification, or other appropriate mode of communication of:
  - a. Ineligibility closure determination, explaining in clear and concise language the reason(s) for the ineligibility determination.
  - b. Appeal rights (Rights and Responsibilities).
  - c. Information regarding the Client Assistance Program (CAP).
3. Referral to other ~~agency (ies) agencies~~, ~~the Extended Employment Program and~~ as appropriate, ~~the Idaho Department of Labor~~.
4. Conduct a review of the ineligibility determination following the closure of the record within 12 months and annually thereafter, up to two (2) years, or longer if

requested. The customer with a disability, or, if appropriate, the customer's representative, may have input into the review and re-evaluation. Signed documentation should be included of the review and re-evaluation if the review and re-evaluation is able to be completed.

**E. Extended services unavailable**

The ~~VR counselor~~VRC has determined that extended services are required and the ~~VR counselor~~VRC and customer have determined that the extended services are not available at this time. The decision requires ~~VR~~IDVR staff to:

1. Provide opportunity for the customer or his/her representative to receive full consultation regarding the closure decision.
2. Provide written notification, or other appropriate mode of communication of:
  - a. ~~Ineligibility e~~Closure determination, explaining in clear and concise language the reason(s) for the ~~ineligibility~~ determination.
  - b. Appeal rights (Rights and Responsibilities).
  - c. Information regarding the Client Assistance Program (CAP).
3. Referral to other ~~agency (ies)~~agencies, ~~the Extended Employment Program and as appropriate, the Idaho Department of Labor.~~
4. ~~Conduct a review of the ineligibility determination following the closure of the record within 12 months and annually thereafter, up to two (2) years, or longer if requested. The customer with a disability, or, if appropriate, the customer's representative, may have input into the review and re-evaluation. Signed documentation should be included of the review and re-evaluation if the review and re-evaluation is able to be completed.~~

**F. ~~Refused~~<sup>[TP12]</sup> ~~service~~No longer interested in receiving services, ~~moved~~ unable to locate/~~contact or moved, failure to cooperate,~~death, institutionalized or incarcerated, transportation not feasible or available, transferred to another agency, and all other reasons.**

These are closures without eligibility determination. The decision requires ~~VR~~IDVR staff to:

1. Provide an opportunity for the customer or his/her representative to receive full consultation regarding the closure decision.
2. Provide written notification, or other appropriate mode of communication of (when death is a reason for case closure do not send any written documentation):
  - a. Closure determination.
  - b. Appeal rights (Rights and Responsibilities).

c. Information regarding the Client Assistance Program (CAP).

### 13.2 Closure ~~During~~ Eligibility Status

#### A. Unable to benefit from VR services, disability too severe for services

The ~~VR counselor~~VRC, through clear and convincing evidence has established that the customer is unable to benefit in terms of an employment outcome. An ineligibility determination, based on inability to benefit from VR services or disability too severe for services, may be completed after an initial eligibility determination. The decision requires ~~VR~~IDVR staff to:

1. Provide an opportunity for the customer or his/her representative to receive full consultation regarding the closure decision.
2. Provide written notification, or other appropriate mode of communication of:
  - a. Ineligibility closure determination, explaining in clear and concise language the reason(s) for the ineligibility determination.
  - b. Appeal rights (Rights and Responsibilities).
  - c. Information regarding the Client Assistance Program (CAP).
3. Referral to other agency(ies), or the Extended Employment Program, and as appropriate, the Idaho Department of Labor.
4. Conduct a review of the ineligibility determination following the closure of the record within 12 months and annually thereafter, up to two (2) years, or longer if requested. The customer with a disability, or, if appropriate, the customer's representative, may have input into the review and re-evaluation. Signed documentation should be included of the review and re-evaluation if the review and re-evaluation is able to be completed.

#### B. Extended services unavailable

The ~~VR counselor~~VRC has determined that extended services are required and the ~~VR counselor~~VRC and customer have determined that the extended services are not available at this time. The decision requires ~~VR~~IDVR staff to:

1. Provide an opportunity for the customer or his/her representative to receive full consultation regarding the closure decision.
2. Provide written notification, or other appropriate mode of communication of:
  - a. ~~Ineligibility e~~Closure determination, explaining in clear and concise language the reason(s) for the ~~ineligibility~~determination.
  - b. Appeal rights (Rights and Responsibilities).
  - c. Information regarding the Client Assistance Program (CAP).

PLANNING, POLICY AND GOVERNMENTAL AFFAIRS  
NOVEMBER 30, 2015

3. Referral to other agency (ies), ~~the Extended Employment Program and,~~ as appropriate ~~the Idaho Department of Labor.~~
- C. No longer interested in receiving ~~Refused~~ services, ~~moved~~ unable to locate/contact or moved, ~~failure to cooperate,~~ death, institutionalized or incarcerated, transportation not feasible or available, transferred to another agency, and all other reasons.



The decision requires ~~VR~~IDVR -staff to:

1. Provide an opportunity for the customer or his/her representative to receive full consultation regarding the closure decision.
2. Provide written notification, or other appropriate mode of communication of (when death is a reason for case closure do not send any written documentation):
  - a. Closure determination.
  - b. Appeal rights (Rights and Responsibilities)
  - c. Information regarding the Client Assistance Program (CAP)

#### D. Closure from the Order of Selection Waitlist

When the ~~VR counselor~~VRC is unable to contact (the ~~VR counselor~~VRC uses the closure reason – unable to ~~locate~~/contact/~~locate~~ or moved) or the customer has declined VR participation (the ~~VR counselor~~VRC uses the closure reason – ~~refused services~~No longer interested in receiving services).

The decision requires ~~VR~~IDVR -staff to:

1. Provide an opportunity for the customer or his/her representative to receive full consultation regarding the closure decision.
2. Provide written notification, or other appropriate mode of communication of (when death is a reason for case closure do not send any written documentation):
  - a. Closure determination.
  - b. Appeal rights (Rights and Responsibilities).
  - c. Information regarding the Client Assistance Program (CAP).

### *13.3 Unsuccessful Closure After Implementation of IPE*

#### A. Unable to benefit from VR services, disability too severe for services

The ~~VR counselor~~VRC, through clear and convincing evidence has established that the customer is unable to benefit in terms of an employment outcome. An ~~ineligibility closure~~ closure determination, based on inability to benefit from VR services or disability too severe for services, may be completed after an initial eligibility determination. The decision requires ~~VR~~IDVR -staff to:

1. Provide an opportunity for the customer or his/her representative to receive full consultation regarding the closure decision.

**PLANNING, POLICY AND GOVERNMENTAL AFFAIRS  
NOVEMBER 30, 2015**

2. Provide written notification, or other appropriate mode of communication of:
  - a. ~~Ineligibility e~~Closure determination, explaining in clear and concise language the reason(s) for the ~~ineligibility~~ determination.
  - b. Appeal rights (Rights and Responsibilities).
  - c. Information regarding the Client Assistance Program (CAP)
3. Referral to other ~~agency (ies) agencies~~, or the Extended Employment Program, ~~and as appropriate, the Idaho Department of Labor.~~
4. ~~Conduct~~<sup>[TP13]</sup> ~~a review of the ineligibility determination following the closure of the record within 12 months and annually thereafter, up to two (2) years, or longer if requested. The customer with a disability, or, if appropriate, the customer's representative, may have input into the review and re-evaluation. Signed documentation should be included of the review and re-evaluation if the review and re-evaluation is able to be completed.~~
- 5.4 Customer must return tools and equipment to the agency at the time of unsuccessful closure, in accordance to the tool agreement. Exceptions must be approved by the ~~Regional Manager~~RM.

**B. Extended services unavailable**

The ~~VR counselor~~VRC has determined that extended services are required and the ~~VR counselor~~VRC and customer have determined that the extended services are not available at this time. The decision requires ~~ID~~VR staff to:

1. Provide an opportunity for the customer or his/her representative to receive full consultation regarding the closure decision.
2. Provide written notification, or other appropriate mode of communication of:
  - a. ~~Ineligibility e~~Closure determination, explaining in clear and concise language the reason(s) for the ~~ineligibility~~ determination.
  - b. Appeal rights (Rights and Responsibilities)
  - c. Information regarding the Client Assistance Program (CAP)

**C. ~~Refused service, No longer interested in receiving services, moved, unable to locate/contact or moved, failure to cooperate, death, institutionalized or incarcerated, transportation not feasible or available, transferred to another agency, and all other reasons.~~**

The decision requires ~~VR~~IDVR staff to:

1. Provide an opportunity for the customer or his/her representative to receive full consultation regarding the closure decision.

2. Provide written notification, or other appropriate mode of communication of (when death is a reason for case closure do not send any written documentation);
  - a. Closure determination.
  - b. Appeal rights (Rights and Responsibilities)
  - c. Information regarding the Client Assistance Program (CAP)

### ***13.4 Successful Competitive Closure After Implementation of IPE***

#### **A. Rehabilitated with supports**

Customers in supported employment are determined rehabilitated when the objectives of the IPE for supported employment training are achieved and a plan for extended support services is verified through the activation of services related to the long-term source of support.

In order to determine that a customer has achieved an employment outcome, the case record must document:

1. That services provided under the IPE contributed to the achievement of the employment outcome.
2. That the employment outcome is consistent with the customer's strengths, resources, priorities, concerns, abilities, capabilities, interests, and informed choice.
3. That the employment is in the most integrated setting possible, consistent with the customer's informed choice, that the customer is compensated at or above the minimum wage and his/her wages and benefits are not less than that customarily paid by the employer for same or similar work performed by non-disabled individual.
4. That the employment outcome has been maintained for a minimum of 90 days.
5. The customer and the ~~VR counselor~~VRC consider the employment outcome to be satisfactory and agree that the customer is performing well on the job. Whenever possible, confirm that the employer is satisfied with the work performance of the customer as well as IDVR services.
6. That an assessment occurred regarding whether a need exists for Post-Employment ~~S~~services and that the customer was informed regarding the purpose and availability of post-employment services, should the need arise.

7. Ownership of tools and equipment may be transferred to the customer at the time of closure if the tools and equipment are necessary for on-going employment purposes.

Case closure requires IDVR staff to:

1. Provide an opportunity for the customer or his/her representative to receive full consultation regarding the closure decision.
2. Provide written notification or other appropriate mode of communication.

**B. Rehabilitated without supports**

In order to determine that a customer has achieved an employment outcome, the case record must document:

1. That services provided under the IPE contributed to the achievement of the employment outcome.
2. That the employment outcome is consistent with the customer's strengths, resources, priorities, concerns, abilities, capabilities, interests, and informed choice.
3. That the employment is in the most integrated setting possible, consistent with the customer's informed choice, that the customer is compensated at or above the minimum wage and his/her wages and benefits are not less than that customarily paid by the employer for same or similar work performed by non-disabled individual.
4. That the employment outcome has been maintained for a minimum of 90 days.
5. The customer and the ~~VR counselor~~[VRC](#) consider the employment outcome to be satisfactory and agree that the customer is performing well on the job. Whenever possible, confirm that the employer is satisfied with the work performance of the customer as well as IDVR services.
6. That an assessment occurred regarding whether a need exists for Post-Employment Services and that the customer was informed regarding the purpose and availability of post-employment services, should the need arise.
7. Ownership of tools and equipment may be transferred to the customer at the time of closure if the tools and equipment are necessary for on-going employment purposes.

Case closure requires IDVR staff to:

1. Provide an opportunity for the customer or his/her representative to receive full consultation regarding the closure decision.
2. Provide written notification or other appropriate mode of communication.

~~13~~<sup>[TP14]</sup> ~~5 Successful Non-Competitive Closure After Implementation of IPE~~

~~In order to determine that a customer has achieved an employment outcome, the case record must document:~~

- ~~1. That services provided under the IPE contributed to the achievement of the employment outcome.~~
- ~~2. That the employment outcome is consistent with the customer's strengths, resources, priorities, concerns, abilities, capabilities, interests, and informed choice.~~
- ~~3. A. Homemaker—verify that the customer has increased their ability to provide services around the house that enable other family members to increase their financial contribution to the family.~~  
~~B. Unpaid Family Worker—verify that the customer is working for the family farm or family business.~~
- ~~4. That the employment outcome has been maintained for a minimum of 90 days.~~
- ~~5. The customer and the VR counselor consider the employment outcome to be satisfactory and agree that the customer is performing well on the job. Whenever possible, confirm that the employer is satisfied with the work performance of the customer as well as IDVR services.~~
- ~~6. That an assessment occurred regarding whether a need exists for Post-Employment Services and that the customer was informed regarding the purpose and availability of post-employment services, should the need arise.~~
- ~~7. Ownership of tools and equipment may be transferred to the customer at the time of closure if the tools and equipment are necessary for on-going employment purposes.~~

**13.56 Closure After Post Employment Services (PES)**

**A. Closed unemployed; opening a new VR case**

The ~~VR counselor~~VRC has made a determination that the scope of services is inappropriate for PES and the customer has agreed to apply for a new VR case.

1. PES is closed.
2. Customer applies for services.

**B. Employment maintained or regained**

The customer and ~~VR counselor~~VRC are in agreement the job is or has been maintained, regained or advanced in.

1. PES case is closed
2. Customer agreement with case closure is documented in the case record.

**C. Lost job; no further services at this time**

The customer's employment was not maintained, regained, or advanced in and no VR services are appropriate at this time.

1. PES case is closed
2. Customer has been informed of case closure is documented in the case record.

**SECTION 14.0 ORDER OF SELECTION**

***14.1 Authority***

Rehabilitation Act of 1973 as amended by the Rehabilitation Act of 1998, Sections 101 and 102. 34 CFR Part 361 §361.36, §361.3.

***14.2 Policy***

In the event that the projected fiscal and personnel resources of IDVR become inadequate to provide the full range of services, as appropriate, to all eligible customers, the Administrator will implement the Division's Order of Selection procedure. By law, this procedure must insure that customers with the most significant disabilities are served first. The criteria used for determining the Order of Selection for services is the category of significance of the disability as defined in Policy Section 6.2 and the application date for ~~VR~~IDVR-services.

Factors that will not be considered in determining an order of selection priority category include:

- A. Type of Disability
- B. Duration of residency, provided the customer is present in the state;
- C. Age, gender, race, color or national origin;
- D. Source of referral;
- E. Type of expected employment outcome;
- F. The need for specific services or anticipated cost of such services; or
- G. The income level of the customer or customer's family.

***14.3 Administrative Requirements***

IDVR must ensure that it is funding arrangements for providing services under the State Plan, including third-party arrangements and awards, such as cooperative funding agreements with school districts, other State agencies or contractual arrangements, are consistent with the Order

of Selection. If any funding arrangements are inconsistent, the Agency must renegotiate these funding arrangements so that they are consistent with the Order of Selection.

#### **14.4 Procedures**

##### **Determination of Significant Disability**

When a ~~VR counselor~~VRC determines a customer is eligible, the ~~VR counselor~~VRC also establishes the level of significance of disability based upon the criteria established in Section 6.0. The level of significance of the customer's disability is identified with one of the following three priority categories:

- A. Customers with disabilities
- B. Customers with significant disabilities
- C. Customers with the most significant disabilities

##### **Statewide Order of Selection Waiting List**

When a ~~VR counselor~~VRC completes the eligibility process and the determination of the significance of the disability determination, the customer is added to the statewide Order of Selection waiting list in the appropriate category by date of application. The date of application process is completed (see section 5.3). The case is transferred from the ~~VR counselor~~VRC caseload to the office Order of Selection waiting list.

Written notification will be provided to the customer informing them of:

- Their eligibility determination.
- Their placement on the waiting list.
- The priority categories of IDVR's Order of Selection.
- Their assignment to a particular category.
- Their right to appeal their category assignment.
- The availability of the Client Assistance Program (CAP).

When resources are available, the Chief of Field Services notifies the ~~Regional Manager~~RM of the number of customers to take from the waiting list by priority category, application date(s) and office locations. ~~Regional Manager~~RM then coordinate with the ~~VR counselor~~VRCs to transfer the corresponding cases from the Order of Selection waiting list in respective offices to ~~VR counselor~~VRC's caseloads.

A customer on the statewide Order of Selection waiting list may request that his/her case be transferred from one office to another by contacting the local ~~VR~~IDVR -office – The request for transfer will be processed by the ~~Regional Manager~~RM where the case resides.

##### **Transferring a New Case to the Order of Selection Waiting List**



The [Regional Manager RM](#) is responsible for ensuring appropriate priority categories are being served, for maintaining the office Order of Selection waiting list and for verifying Information and Referral (I&R) is occurring. Cases will be transferred from a [VR counselor VRC](#)'s caseload to the office Order of Selection waiting list within ten (10) business days of the eligibility date.

The [Regional Manager RM](#) will verify Information and Referral sources have been documented prior to transferring the case to the office Order of Selection waitlist.

### **Transferring a Case from the Order of Selection Waiting List to a [VR Counselor VRC](#)**

Upon notification to initiate services for case on the Order of Selection waiting list for the specified priority category and application dates, the [Regional Manager RM](#) or designee must transfer cases from the Order of Selection office waiting list to a [VR counselor VRC](#) within five (5) business days. The [VR counselor VRC](#) is notified of the case transferred and is authorized to initiate services.

If a case is closed from the office Order of Selection waiting list, the case is automatically removed from the statewide Order of Selection list.

### **Initiating Services for Customers Referred from the Order of Selection Waiting List**

IDVR will determine when it is appropriate to implement procedures to re-establish or maintain contact with customers while they are on the Order of Selection waiting list. Factors to consider are the length of time a customer has been on the list and the anticipated time before the customer's category will open.

Upon receipt of the case transferred from the Order of Selection waiting list, the [VR IDVR](#) staff takes the following steps:

1. To contact the customer and schedule an appointment.
2. If telephone contacts are unsuccessful a letter will be sent to initiate contact.
3. Reasonable and timely efforts to find updated phone numbers and addresses for the customer.
4. If the customer has not responded within forty (40) days from the date the letter was sent, [VR IDVR](#) -staff will proceed with case closure.

[VR counselor VRC](#)s need to consider the communication needs of the customer, including the need for information in alternate formats when initiating contact by telephone or letter.

Steps to contact each customer are documented in the case management system narrative and filed in the case service record.

### **Exceptions for Reopening Closed Cases**

A ~~VR counselor~~VRC may request the ~~Regional Manager~~RM to ~~obtain~~get permission from the Chief of Field Services to reopen a case on an exception to policy basis if a customer contacts IDVR after his/her case is closed. If the customer's lack of response was a result of exceptional circumstances that prevented the customer from responding, the ~~VR counselor~~VRC should consult with his/her supervisor about an exception to policy to reopen the case.

### **Customers ~~N~~ot Ready to Proceed with IPE Development upon Referral from the Order of Selection Waiting List**

If a ~~VR counselor~~VRC contacts a customer to initiate services and she/he is not ready to begin working with IDVR, the ~~VR counselor~~VRC needs to help the customer make an informed decision about how to proceed. If a customer does not wish to, or is unable to proceed with IPE development, IDVR will close the case and the customer must reapply. IDVR cannot 'hold' a spot on the waiting list nor can a customer be put back at the top of the list. The ~~VR counselor~~VRC needs to discuss the reasons the customer is not ready to proceed and whether a reasonable time frame can be agreed upon to resolve the issues.

### ***14.5 Information and Referral (I&R)***

When operating under Order of Selection, IDVR is required to offer Information and Referral (I&R) services to customers who cannot be served and must wait for services because of the Order of Selection.

IDVR must document and retain information about referrals to other Federal and State programs that provide employment-related services.

### **Information and Referral Requirements**

Federal regulations establish minimum requirements under I&R as follows. IDVR must:

- A. Provide customers with accurate vocational rehabilitation information and guidance (which may include counseling and referral for job placement) to prepare for, get, or keep a job.
- B. Refer customers with disabilities to other Federal or State programs that are best suited to address their specific employment needs, including partners in the workforce investment system.
- C. Initiate a notice of referral identifying:
  - a. The name of the program to which the customer is referred;
  - b. A contact person in that program; and
  - c. Information about the most suitable services to assist the customer prepare for, get or keep a job.

### ***14.6 Counseling and Guidance***

To provide customers with accurate VR information and guidance, which may include counseling and referral for job placement, an [ID-VR](#) counseling staff member talks to the customer about his/her need to prepare for, get or keep a job. The ~~VR~~[IDVR](#) -counseling staff member provides advice and guidance about how the customer might proceed, explains referral sources available, and offers to initiate a referral to another program, if appropriate. These interactions occur in the course of other activities, such as completing the application, intake, and eligibility determination.

For customers who choose not to apply for IDVR services because of the Order of Selection, a general guideline is to limit I&R services to one appointment. The ~~VR counselor~~[VRC](#) will NOT establish an on-going counseling relationship nor perform follow-up services regarding I&R.

### **Counseling and Guidance – Referrals**

Each office will maintain a list of Federal and State programs with which IDVR has established a formal referral relationship. It is expected that the Idaho Department of Labor One-Stop Centers will be used extensively, but not exclusively, for the referral of customers who either choose not to apply or are on a waiting list to receive IDVR services. Other programs to be used in this capacity, as appropriate, include Tribal VR programs and other community programs. Because of limited resources in some areas and the unique needs of some customers with disabilities, there may not be an appropriate program available to every person.

### **Counseling and Guidance – Job Placement**

~~VR~~[IDVR](#) -counseling staff may provide brief counseling for job placement. If the customer intends to engage in independent, self-directed job search or related activities, the ~~VR~~[IDVR](#) counseling staff member may provide brief counseling to assist the customer in this effort. Examples of counseling and referral for job placement may include, but are not limited to:

- A. A counseling session with the customer to discuss what efforts to find a job the customer has already tried and offering other job search strategies and suggestions.
- B. Reviewing and giving advice on a customer's resume.
- C. Discussing reasonable accommodation issues and strategies for approaching an employer.
- D. Discussing and providing the customer with access to the Internet or another resource.
- E. Sharing information about the local labor market.

### ***14.7 Documenting a Formal Referral***

All referrals to employment-related programs must be documented, including referrals for customers who have applied and are waiting for services. Each [Regional Manager](#)[RM](#), or designee, will identify and maintain the list of regional referral sources that require a formal referral. Each time a customer is referred to one of the listed organizations, the [IDVR](#) staff

member documents the referral in the case management system. Every case will have an entry in the case management system prior to transferring the case to the Order of Selection waiting list, or the case service record will document efforts to locate referral sources and the reason(s) a referral was not provided.

If a customer requests a referral, the [IDVR](#) staff member prepares and sends a written referral to the organization. In addition, the [IDVR](#) counseling staff member provides the customer being referred with the following:

- A. A copy of the written referral notifying the other federal or state program about the referral.
- B. The name of the person in that organization to be contacted by the customer being referred.
- C. Information about the most suitable services to prepare for, secure, retain, or regain employment.

### **Informal Referrals**

~~VR counselor~~[VRCs](#) routinely provide information to applicants and eligible customers about a wide array of community assistance programs that may offer services or benefits to assist the customer meet a variety of needs (food or clothing banks, medical programs, counseling services, etc.). These types of referrals are considered informal referrals. IDVR staff are encouraged to continue providing customers with information about other programs that offer services to assist them in meeting a variety of needs.

### ***14.8 Post Employment Services***

Order of Selection does not impact or alter the provision of post-employment services. Post-employment services are considered an amendment of the IPE, and therefore, a customer who needs post-employment services is not required to meet the highest priority category currently being serviced under an Order of Selection nor is the customers required to wait for services.

If substantial services are needed, PES is not appropriate. A new application should be taken and would be subjected to Order of Selection.

**STATE DEPARTMENT OF EDUCATION  
NOVEMBER 30, 2015**

---

<b>TAB</b>	<b>DESCRIPTION</b>	<b>ACTION</b>
1	<b>PENDING RULE – DOCKET NO. 08-0202-1504 RULES GOVERNING UNIFORMITY, INCORPORATED BY REFERENCE – STANDARDS - CERTIFICATION OF PROFESSIONAL SCHOOL PERSONNEL</b>	Action Item
2	<b>PENDING RULE – DOCKET NO. 08-0203-1503 RULES GOVERNING THOROUGHNESS – DATA COLLECTION FOR ADVANCED OPPORTUNITIES</b>	Action Item
3	<b>PENDING RULE – DOCKET NO. 08-0203-1506 RULES GOVERNING THOROUGHNESS – END OF COURSE ACHIEVEMENT STANDARDS, INCORPORATED BY REFERENCE – SPECIAL EDUCATION MANUAL</b>	Action Item
4	<b>PENDING RULE – DOCKET NO. 08-0203-1508 RULES GOVERNING THOROUGHNESS – COMPLIANCE WITH IDEA/IEP TIMELINES</b>	Action Item
5	<b>PENDING RULE – DOCKET NO. 08-0203-1509 RULES GOVERNING THOROUGHNESS, INCORPORATED BY REFERENCE/AMENDED CONTENT STANDARDS – HUMANITIES AND SCIENCE</b>	Action Item
6	<b>PENDING RULE – DOCKET NO. 08-0203-1510 RULES GOVERNING THOROUGHNESS – PHYSICAL EDUCATION CURRICULAR MATERIALS</b>	Action Item
7	<b>PENDING RULE – DOCKET NO. 08-0203-1511 RULES GOVERNING THOROUGHNESS – IDAHO ENGLISH LANGUAGE ASSESSMENT</b>	Action Item
8	<b>IDAHO STATE TEACHER EQUITY PLAN</b>	Information Item

---

THIS PAGE INTENTIONALLY LEFT BLANK

**STATE DEPARTMENT OF EDUCATION  
NOVEMBER 30, 2015**

---

**SUBJECT**

Pending Rule – Docket No, 08-0202-1504, Rules Governing Uniformity, Incorporated by Reference/Idaho Standards for Initial Certification of Professional School Personnel

**REFERENCE**

August 13, 2015	Board approved Proposed Rule – IDAPA 08.02.004.01, Rules Governing Uniformity, Incorporated by Reference/Idaho Standards for Initial Certification of Professional School Personnel, as submitted.
April 16, 2015	Board approved amendments to the Idaho Standards for Initial Certification of Professional School Personnel adding standards for Computer Science and Engineering teachers and approved a Proposed Rule incorporating these changes by reference into IDAPA 08.02.02.004.01.

**APPLICABLE STATUTE, RULE, OR POLICY**

Sections 33-1254 and 33-1258, Idaho Code

**BACKGROUND/DISCUSSION**

The Professional Standards Commission follows a Strategic Plan of annually reviewing twenty percent (20%) of the Idaho Standards for Initial Certification of Professional School Personnel. The following endorsements were reviewed by committees of content experts and are ready for submission: Communication Arts Foundation (pg. 40), Journalism (pg. 44), Speech and Debate (pg. 48), Blended Early Childhood Education (pg. 58), Health (pg. 100), Physical Education (pg. 122), Social Studies Foundation (pg. 181), Economics (pg. 185), Geography (pg. 189), American Government/Political Science (pg. 193), History (pg. 197), Blind and Visually Impaired (pg. 209), Deaf/Hard of Hearing (pg. 219), School Psychologist (pg. 290), and School Social Worker (pg. 305). All of the listed standards and endorsements were revised to better align with national standards and best practices and then presented to the Professional Standards Commission for consideration. The Professional Standards Commission has reviewed and recommends approval of all of the proposed revisions.

No comments were received and no changes were made between the proposed and the pending rule.

**ATTACHMENTS**

Attachment 1 – IDAPA 08.02.02.04.01, Rules Governing Uniformity	Page 3
Attachment 2 – Idaho Standards for Initial Certification of Professional School Personnel, adopted August 2015	Page 5

**STATE DEPARTMENT OF EDUCATION  
NOVEMBER 30, 2015**

---

**STAFF COMMENTS AND RECOMMENDATIONS**

In addition to the normal review and amendment process the Board approved new standards for computer science (pg. 52) and engineering (pg. 52) teachers at the April 2015 Board meeting. The inclusion of these new standards is part of an initiative to increase the availability of computer science and engineering teachers in our public schools. At the February 2015 Regular Board meeting the Professional Standards Commission recommended and the Board approved a computer science and engineering teacher preparation program at Boise State University as official vehicles for receiving an Idaho Educator Credential/Endorsement. Graduates from these programs will be eligible to receive either the computer science or the engineering endorsement on their teacher certificate, depending on the program they complete.

In August 2015 the Board reapproved the Idaho Standards for Initial Certification of Professional School Personnel, incorporating the new Computer Science and Engineering standards with the additional amendments that were part of the normal review process.

**BOARD ACTION**

I move to approve Pending Rule – Docket No. 08-0202-1504, Rules Governing Uniformity, Incorporated by Reference, incorporating the Idaho Standards for Initial Certification of Professional School Personnel as submitted.

Moved by \_\_\_\_\_ Seconded by \_\_\_\_\_ Carried Yes \_\_\_\_\_ No \_\_\_\_\_



STATE DEPARTMENT OF EDUCATION  
NOVEMBER 30, 2015

---

IDAPA 08  
TITLE 02  
CHAPTER 02

08.02.02 - RULES GOVERNING UNIFORMITY

**004. INCORPORATION BY REFERENCE.**

The State Board of Education adopts and incorporates by reference into its rules:

(5-8-09)

**01. Idaho Standards for the Initial Certification of Professional School Personnel as approved on ~~August 14, 2015~~ August 13, 2015** Copies of this document can be found on the Office of the State Board of Education website at <http://www.boardofed.idaho.gov>. ~~(3-27-15)~~ ( )

THIS PAGE INTENTIONALLY LEFT BLANK

**IDAHO STANDARDS FOR INITIAL CERTIFICATION OF  
PROFESSIONAL SCHOOL PERSONNEL**



**Idaho State Board of Education**

**Idaho State Department of Education**

**July 1, 2018**

**(Date for Teacher Preparation Program Approval Accountability)**

**(State Board of Education Approval - August 13, 2015)**

**Standards for Initial Certification of Professional School Personnel  
Table of Contents**

**Content** **Page Number**

**Summary & Background Information .....4**

Standards Area	Page #	Standards Area	Page #
<b><u>Core Teacher Standards</u></b>	8	<b><u>Science</u></b>	
<b><u>Bilingual Education and ENL</u></b>	25	<i>-Biology</i>	
<b><u>Communication Arts</u></b>		<i>-Chemistry</i>	
<i>-Journalism</i>		<i>-Earth and Space Science</i>	
<i>-Speech &amp; Debate</i>		<i>-Natural Science</i>	
<b><u>Computer Science</u></b>		<i>-Physical Science</i>	
<b>Blended <u>Early Childhood</u></b>		<i>-Physics</i>	
<b><u>Elementary Education</u></b>		<b><u>Social Studies</u></b>	
<b><u>Engineering</u></b>		<i>-Economics</i>	
<b><u>English Language Arts</u></b>		<i>-Geography</i>	
<b><u>Gifted &amp; Talented</u></b>		<i>-Government/Civics</i>	
<b><u>Health</u></b>		<i>-History</i>	
<b><u>Literacy</u></b>		<i>-Social Studies</i>	
<b><u>Mathematics</u></b>		<b><u>Exceptional Child Generalist</u></b>	
<b><u>Online Teacher</u></b>		<i>-Blind &amp; Visually Impaired</i>	
<b><u>Physical Education</u></b>		<i>-Deaf/Hard of Hearing</i>	
<b><u>Pre-Service Technology</u></b>		<b><u>Teacher Leader Standards</u></b>	
<b><u>Professional-Technical</u></b>		<b><u>Teacher Librarians</u></b>	
<i>-Agricultural Science &amp; Technology</i>		<b><u>Visual/Performing Arts</u></b>	
<i>-Business Technology</i>		<i>-Drama</i>	
<i>-Family &amp; Consumer Sciences</i>		<i>-Music</i>	
<i>-Marketing Technology</i>		<i>-Visual Arts</i>	
<i>-Technology Education</i>		<b><u>World Languages</u></b>	
		<b><u>Other Endorsement Areas</u></b>	

<b>Pupil Personnel Standards (non-teaching)</b>	<b>Page #</b>
<b><u>School Administrators</u></b>	

STATE DEPARTMENT OF EDUCATION  
NOVEMBER 30, 2015

<a href="#"><u>-School Superintendents</u></a>	
<a href="#"><u>-Special Education Directors</u></a>	
<a href="#"><u>School Counselors</u></a>	
<a href="#"><u>School Nurses</u></a>	
<a href="#"><u>School Psychologists</u></a>	
<a href="#"><u>School Social Workers</u></a>	

**Idaho Standards for Initial Certification of  
Professional School Personnel  
Summary & Background**

**Overview of the Past Standards**

The early standards for initial certification in Idaho were based on the 1989 National Association of State Directors of Teacher Education and Certification (NASDTEC) standards. These standards were "input- based", meaning a candidate was recommended for initial certification based on credits and content of courses successfully completed (transcript review).

***Example - Past (input-based) Standard Format, Biological Science:***

Twenty (20) semester credit hours to include at least six (6) credit hours of course work in EACH of the following areas: Botany and Zoology (some course work in physiology is also recommended).

The standards were seriously outdated, and Idaho was in danger of losing its partnership with the National Council for Accreditation of Teacher Education (NCATE), which is the nationally recognized teacher education program accreditation body. In addition to being a benchmark for program quality, NCATE partnership helps Idaho program completers gain certification reciprocity opportunities with other states.

In 2000 Idaho adopted new standards based on the Interstate New Teacher Assessment and Support Consortium (INTASC) model. These standards reflected a move to "performance-based" outcomes, meaning a candidate is recommended for initial certification based on the demonstration of what they know and are able to do.

In 2012 a committee of education experts was convened to review and revise the Idaho Core Teacher Standards. After thoughtful consideration, the committee recommended adopting the newly revised InTASC Model Core Teaching Standards (April 2011) as published. No substantive changes were recommended by the committee. The committee did recommend a formatting change to the ten InTASC Model Core Teaching Standards to match the rest of the existing Idaho Standards for Initial Certification of Professional School Personnel.

An important component of the teaching profession is a candidate's disposition. Professional dispositions are how the candidate views the teaching profession, their content area, and/or students and their learning. Every teacher preparation program at each institution is responsible for establishing and promoting a comprehensive set of guidelines for candidate dispositions.

Each proposed standard is broken down into two areas:

- Knowledge (what the candidate needs to know)
- Performance (what the candidate is able to do).

The performance, therefore, is the demonstration of the knowledge and dispositions of a standard. As the demonstration of a standard, the performances will also guide a teacher-education program

**STATE DEPARTMENT OF EDUCATION  
NOVEMBER 30, 2015**

review team when evaluating for program accreditation.

### **Revised Idaho Core Teacher Standards (InTASC 2011)**

The "Idaho Core Teacher Standards" apply to **ALL** teacher certification areas. These are the 10 basic standards all teachers must know and be able to do, regardless of their specific content areas. These standards are described in more detail with knowledge and performances in the first section of this manual. The standards have been grouped into four general categories to help users organize their thinking about the standards: The Learner and Learning; Content; Instructional Practice; and Professional Responsibility. The summary of each standard is:

***Standard 1: Learner Development.** The teacher understands how learners grow and develop, recognizing that patterns of learning and development vary individually within and across the cognitive, linguistic, social, emotional, and physical areas, and designs and implements developmentally appropriate and challenging learning experiences.*

***Standard 2: Learning Differences.** The teacher uses understanding of individual differences and diverse cultures and communities to ensure inclusive learning environments that enable each learner to meet high standards.*

***Standard 3: Learning Environments.** The teacher works with others to create environments that support individual and collaborative learning, and that encourage positive social interaction, active engagement in learning, and self-motivation.*

***Standard 4: Content Knowledge.** The teacher understands the central concepts, tools of inquiry, and structures of the discipline(s) he or she teaches and creates learning experiences that make the discipline accessible and meaningful for learners to assure mastery of the content.*

***Standard 5: Application of Content.** The teacher understands how to connect concepts and use differing perspectives to engage learners in critical thinking, creativity, and collaborative problem solving related to authentic local and global issues.*

***Standard 6: Assessment.** The teacher understands and uses multiple methods of assessment to engage learners in their own growth, to monitor learner progress, and to guide the teacher's and learner's decision making.*

***Standard 7: Planning for Instruction.** The teacher plans instruction that supports every student in meeting rigorous learning goals by drawing upon knowledge of content areas, curriculum, cross-disciplinary skills, and pedagogy, as well as knowledge of learners and the community context.*

***Standard 8: Instructional Strategies.** The teacher understands and uses a variety of instructional strategies to encourage learners to develop deep understanding of content areas and their connections, and to build skills to apply knowledge in meaningful ways.*



*Standard 9: Professional Learning and Ethical Practice. The teacher engages in ongoing professional learning and uses evidence to continually evaluate his/her practice, particularly the effects of his/her choices and actions on others (learners, families, other professionals, and the community), and adapts practice to meet the needs of each learner.*

*Standard 10: Leadership and Collaboration. The teacher seeks appropriate leadership roles and opportunities to take responsibility for student learning, to collaborate with learners, families, colleagues, other school professionals, and community members to ensure learner growth, and to advance the profession.*

### **Foundation and Enhancement Standards**

The Core Teacher Standards apply to **ALL** teacher certification areas. The Foundations and/or Enhancements for each content certification area are behind the Core Standards in this manual, alphabetically.

Foundation and Enhancement Standards refer to additional knowledge and performances a teacher must know in order to teach a certain content area. The Foundation and Enhancement Standards, therefore, further "enhance" the Core Standard.

#### ***Example of content area Enhancements:***

***Standard 1: Knowledge of Subject Matter - The teacher understands the central concepts, tools of inquiry, and structures of the content area(s) taught and creates learning experiences that make these aspects of subject matter meaningful for learners.***

***In other words, Core Standard 1 basically states that the teacher must know the subject and how to create meaningful learning experiences.***

#### **Examples an Enhancement to Standard 1:**

For Language Arts: The teacher integrates reading, writing, speaking, listening, viewing, and language study.

For Math: The teacher applies the process of measurement to two-and three-dimensional objects using customary and metric units.

In this way, the Idaho Core Teacher Standards, Foundation Standards and Enhancement Standards are "layered" to describe what a teacher in the content area must know and be able to do in order to be recommended to the state for initial certification.

Important enhancements for several content areas do not fall under the ten Core Teacher Standards. For example, a science teacher must provide a safe learning environment in relation to labs, materials, equipment, and procedures. This does not fall under an area that **every** teacher needs to know. Therefore, it is Standard # 11 under Science. (See the graph for further illustration and titles of additional standards in subject areas.)

In no case are there more than 12 overall standards for any subject area.

### **Pupil Personnel and Administrator Certification Standards**

There are several certification standards for pupil personnel professionals and school administrators that are also addressed through the Idaho teacher certification processes.

- School Administrators
- School Counselors
- School Nurses
- School Psychologists
- School Social Workers

Because of the unique role of these professionals, their standards are independent of the Core Standards but are still written in the same performance-based format: Knowledge and Performances.

### **The Process of Idaho Standards Development and Maintenance**

The move to INTASC based standards was developed in 1999 and 2000 with task groups from around the state composed of a variety of Idaho education stakeholders including teachers, higher education representatives, parents, school administrators, business people, and others.

Each task group averaged 5-10 people, for a total of over 250 participants statewide.

Members of the Idaho's MOST Standards Committee formed by the State Board of Education and standards-writing Task Groups together have dedicated a total of over 4,000 volunteer hours on development of these standards.

The Professional Standards Commission (PSC) continuously reviews/revises 20% of the standards per year. The review process involves teams of content area experts from higher education and K-12 schools. The standards are then reviewed by the PSC and presented to the Idaho State Board of Education for approval. Once approved, they are reviewed by the State Legislature and become an incorporated by reference document in State Board Rule.

The Idaho Core Teacher Standards were revised in the spring of 2012 to align with the InTASC Model Core Teaching Standards (April 2011). Starting with the 2012-2013 standards review cycle, committees of education experts were convened to review and revise the content area standards according to both current national standards and the InTASC Model Core Teaching Standards (April 2011).

## Idaho Core Teaching Standards

All teacher candidates are expected to meet the Idaho Core Teacher Standards and the standards specific to their discipline area(s) at the “acceptable” level or above. Additionally, all teacher candidates are expected to meet the requirements defined in State Board Rule (08.02.02: Rules Governing Uniformity).

The following knowledge and performance statements for the Core Teacher Standards are widely recognized, but not all-encompassing or absolute, indicators that teacher candidates have met the standards. The evidence validating candidates’ ability to demonstrate these standards shall be collected from a variety of settings including, but not limited to, courses, practicum, and field experiences. It is the responsibility of a teacher preparation program to use indicators in a manner that is consistent with its conceptual framework and that assures attainment of the standards.

An important component of the teaching profession is a candidate’s disposition. Professional dispositions are how the candidate views the teaching profession, their content area, and/or students and their learning. Every teacher preparation program at each institution is responsible for establishing and promoting a comprehensive set of guidelines for candidate dispositions.

*\* This language was written by a committee of content experts and has been adopted verbatim*

### Core Teaching Standards

The standards have been grouped into four general categories to help users organize their thinking about the standards: The Learner and Learning, Content, Instructional Practice, and Professional Responsibility. This language has been adopted verbatim from the April 2011 InTASC Model Core Teaching Standards.

### The Learner and Learning

Teaching begins with the learner. To ensure that each student learns new knowledge and skills, teachers must understand that learning and developmental patterns vary among individuals, that learners bring unique individual differences to the learning process, and that learners need supportive and safe learning environments to thrive. Effective teachers have high expectations for each and every learner and implement developmentally appropriate, challenging learning experiences within a variety of learning environments that help all learners meet high standards and reach their full potential. Teachers do this by combining a base of professional knowledge, including an understanding of how cognitive, linguistic, social, emotional, and physical development occurs, with the recognition that learners are individuals who bring differing personal and family backgrounds, skills, abilities, perspectives, talents and interests. Teachers collaborate with learners, colleagues, school leaders, families, members of the learners’ communities, and community organizations to better understand their students and maximize their learning. Teachers promote learners’ acceptance of responsibility for their own learning and collaborate with them to ensure the effective design and implementation of both self-directed and collaborative learning.

*Standard 1: Learner Development. The teacher understands how learners grow and develop, recognizing that patterns of learning and development vary individually within and across the cognitive, linguistic, social, emotional, and physical areas, and designs and implements developmentally appropriate and challenging learning experiences.*

**Knowledge**

1. The teacher understands how learning occurs--how learners construct knowledge, acquire skills, and develop disciplined thinking processes--and knows how to use instructional strategies that promote student learning.
2. The teacher understands that each learner's cognitive, linguistic, social, emotional, and physical development influences learning and knows how to make instructional decisions that build on learners' strengths and needs.
3. The teacher identifies readiness for learning, and understands how development in any one area may affect performance in others.
4. The teacher understands the role of language and culture in learning and knows how to modify instruction to make language comprehensible and instruction relevant, accessible, and challenging.

**Performance**

1. The teacher regularly assesses individual and group performance in order to design and modify instruction to meet learners' needs in each area of development (cognitive, linguistic, social, emotional, and physical) and scaffolds the next level of development.
2. The teacher creates developmentally appropriate instruction that takes into account individual learners' strengths, interests, and needs and that enables each learner to advance and accelerate his/her learning.
3. The teacher collaborates with families, communities, colleagues, and other professionals to promote learner growth and development.

**Disposition**

1. The teacher respects learners' differing strengths and needs and is committed to using this information to further each learner's development
2. The teacher is committed to using learners' strengths as a basis for growth, and their misconceptions as opportunities for learning.
3. The teacher takes responsibility for promoting learners' growth and development.
4. The teacher values the input and contributions of families, colleagues, and other professionals in understanding and supporting each learner's development.

*Standard 2: Learning Differences. The teacher uses understanding of individual differences and diverse cultures and communities to ensure inclusive learning environments that enable each learner to meet high standards.*

**Knowledge**

1. The teacher understands and identifies differences in approaches to learning and performance and knows how to design instruction that uses each learner's strengths to promote growth.
2. The teacher understands students with exceptional needs, including those associated with disabilities and giftedness, and knows how to use strategies and resources to address these needs.
3. The teacher knows about second language acquisition processes and knows how to incorporate instructional strategies and resources to support language acquisition.
4. The teacher understands that learners bring assets for learning based on their individual experiences, abilities, talents, prior learning, and peer and social group interactions, as well as language, culture, family, and community values.
5. The teacher knows how to access information about the values of diverse cultures and communities and how to incorporate learners' experiences, cultures, and community resources into instruction.

**Performance**

1. The teacher designs, adapts, and delivers instruction to address each student's diverse learning strengths and needs and creates opportunities for students to demonstrate their learning in different ways.
2. The teacher makes appropriate and timely provisions (e.g., pacing for individual rates of growth, task demands, communication, assessment, and response modes) for individual students with particular learning differences or needs.
3. The teacher designs instruction to build on learners' prior knowledge and experiences, allowing learners to accelerate as they demonstrate their understandings.
4. The teacher brings multiple perspectives to the discussion of content, including attention to learners' personal, family, and community experiences and cultural norms.
5. The teacher incorporates tools of language development into planning and instruction, including strategies for making content accessible to English language learners and for evaluating and supporting their development of English proficiency.
6. The teacher accesses resources, supports, and specialized assistance and services to meet particular learning differences or needs.

**Disposition**

1. The teacher believes that all learners can achieve at high levels and persists in helping each learner reach his/her full potential.
2. The teacher respects learners as individuals with differing personal and family backgrounds and various skills, abilities, perspectives, talents, and interests.
3. The teacher makes learners feel valued and helps them learn to value each other.
4. The teacher values diverse languages and dialects and seeks to integrate them into his/her instructional practice to engage students in learning.

*Standard 3: Learning Environments. The teacher works with others to create environments that support individual and collaborative learning, and that encourage positive social interaction, active engagement in learning, and self-motivation.*

**Knowledge**

1. The teacher understands the relationship between motivation and engagement and knows how to design learning experiences using strategies that build learner self-direction and ownership of learning.
2. The teacher knows how to help learners work productively and cooperatively with each other to achieve learning goals.
3. The teacher knows how to collaborate with learners to establish and monitor elements of a safe and productive learning environment including norms, expectations, routines, and organizational structures.
4. The teacher understands how learner diversity can affect communication and knows how to communicate effectively in differing environments.
5. The teacher knows how to use technologies and how to guide learners to apply them in appropriate, safe, and effective ways.

**Performance**

1. The teacher collaborates with learners, families, and colleagues to build a safe, positive learning climate of openness, mutual respect, support, and inquiry.
2. The teacher develops learning experiences that engage learners in collaborative and self-directed learning and that extend learner interaction with ideas and people locally and globally.
3. The teacher collaborates with learners and colleagues to develop shared values and expectations for respectful interactions, rigorous academic discussions, and individual and group responsibility for quality work.

**STATE DEPARTMENT OF EDUCATION  
NOVEMBER 30, 2015**

4. The teacher manages the learning environment to actively and equitably engage learners by organizing, allocating, and coordinating the resources of time, space, and learners' attention.
5. The teacher uses a variety of methods to engage learners in evaluating the learning environment and collaborates with learners to make appropriate adjustments.
6. The teacher communicates verbally and nonverbally in ways that demonstrate respect for and responsiveness to the cultural backgrounds and differing perspectives learners bring to the learning environment.
7. The teacher promotes responsible learner use of interactive technologies to extend the possibilities for learning locally and globally.
8. The teacher intentionally builds learner capacity to collaborate in face-to-face and virtual environments through applying effective interpersonal communication skills.

**Disposition**

1. The teacher is committed to working with learners, colleagues, families, and communities to establish positive and supportive learning environments.
2. The teacher values the role of learners in promoting each other's learning and recognizes the importance of peer relationships in establishing a climate of learning.
3. The teacher is committed to supporting learners as they participate in decision making, engage in exploration and invention, work collaboratively and independently, and engage in purposeful learning.
4. The teacher seeks to foster respectful communication among all members of the learning community.
5. The teacher is a thoughtful and responsive listener and observer.

**Content**

Teachers must have a deep and flexible understanding of their content areas and be able to draw upon content knowledge as they work with learners to access information, apply knowledge in real world settings, and address meaningful issues to assure learner mastery of the content. Today's teachers make content knowledge accessible to learners by using multiple means of communication, including digital media and information technology. They integrate cross-disciplinary skills (e.g., critical thinking, problem solving, creativity, communication) to help learners use content to propose solutions, forge new understandings, solve problems, and imagine possibilities. Finally, teachers make content knowledge relevant to learners by connecting it to local, state, national, and global issues.

*Standard 4: Content Knowledge. The teacher understands the central concepts, tools of inquiry, and structures of the discipline(s) he or she teaches and creates learning experiences that make the discipline accessible and meaningful for learners to assure mastery of the content.*

**Knowledge**

1. The teacher understands major concepts, assumptions, debates, processes of inquiry, and ways of knowing that are central to the discipline(s) s/he teaches.
2. The teacher understands common misconceptions in learning the discipline and how to guide learners to accurate conceptual understanding.
3. The teacher knows and uses the academic language of the discipline and knows how to make it accessible to learners.
4. The teacher knows how to integrate culturally relevant content to build on learners' background knowledge.
5. The teacher has a deep knowledge of student content standards and learning progressions in the discipline(s) s/he teaches.

**Performance**

1. The teacher effectively uses multiple representations and explanations that capture key ideas in the discipline, guide learners through learning progressions, and promote each learner's achievement of content standards.
2. The teacher engages students in learning experiences in the discipline(s) that encourage learners to understand, question, and analyze ideas from diverse perspectives so that they master the content.
3. The teacher engages learners in applying methods of inquiry and standards of evidence used in the discipline.
4. The teacher stimulates learner reflection on prior content knowledge, links new concepts to familiar concepts, and makes connections to learners' experiences.
5. The teacher recognizes learner misconceptions in a discipline that interfere with learning, and creates experiences to build accurate conceptual understanding.
6. The teacher evaluates and modifies instructional resources and curriculum materials for their comprehensiveness, accuracy for representing particular concepts in the discipline, and appropriateness for his/ her learners.
7. The teacher uses supplementary resources and technologies effectively to ensure accessibility and relevance for all learners.



**STATE DEPARTMENT OF EDUCATION  
NOVEMBER 30, 2015**

8. The teacher creates opportunities for students to learn, practice, and master academic language in their content.
9. The teacher accesses school and/or district-based resources to evaluate the learner's content knowledge in their primary language.

**Disposition**

1. The teacher realizes that content knowledge is not a fixed body of facts but is complex, culturally situated, and ever evolving. S/he keeps abreast of new ideas and understandings in the field.
2. The teacher appreciates multiple perspectives within the discipline and facilitates learners' critical analysis of these perspectives.
3. The teacher recognizes the potential of bias in his/her representation of the discipline and seeks to appropriately address problems of bias.
4. The teacher is committed to work toward each learner's mastery of disciplinary content and skills.

***Standard 5: Application of Content. The teacher understands how to connect concepts and use differing perspectives to engage learners in critical thinking, creativity, and collaborative problem solving related to authentic local and global issues.***

**Knowledge**

1. The teacher understands the ways of knowing in his/her discipline, how it relates to other disciplinary approaches to inquiry, and the strengths and limitations of each approach in addressing problems, issues, and concerns.
2. The teacher understands how current interdisciplinary themes (e.g., civic literacy, health literacy, global awareness) connect to the core subjects and knows how to weave those themes into meaningful learning experiences.
3. The teacher understands the demands of accessing and managing information as well as how to evaluate issues of ethics and quality related to information and its use.
4. The teacher understands how to use digital and interactive technologies for efficiently and effectively achieving specific learning goals.
5. The teacher understands critical thinking processes and knows how to help learners develop high level questioning skills to promote their independent learning.
6. The teacher understands communication modes and skills as vehicles for learning (e.g., information gathering and processing) across disciplines as well as vehicles for expressing

learning.

7. The teacher understands creative thinking processes and how to engage learners in producing original work.
8. The teacher knows where and how to access resources to build global awareness and understanding, and how to integrate them into the curriculum.

**Performance**

1. The teacher develops and implements projects that guide learners in analyzing the complexities of an issue or question using perspectives from varied disciplines and cross-disciplinary skills (e.g., a water quality study that draws upon biology and chemistry to look at factual information and social studies to examine policy implications).
2. The teacher engages learners in applying content knowledge to real world problems through the lens of interdisciplinary themes (e.g., financial literacy, environmental literacy).
3. The teacher facilitates learners' use of current tools and resources to maximize content learning in varied contexts.
4. The teacher engages learners in questioning and challenging assumptions and approaches in order to foster innovation and problem solving in local and global contexts.
5. The teacher develops learners' communication skills in disciplinary and interdisciplinary contexts by creating meaningful opportunities to employ a variety of forms of communication that address varied audiences and purposes.
6. The teacher engages learners in generating and evaluating new ideas and novel approaches, seeking inventive solutions to problems, and developing original work.
7. The teacher facilitates learners' ability to develop diverse social and cultural perspectives that expand their understanding of local and global issues and create novel approaches to solving problems.
8. The teacher develops and implements supports for learner literacy development across content areas.

**Disposition**

1. The teacher is constantly exploring how to use disciplinary knowledge as a lens to address local and global issues.
2. The teacher values knowledge outside his/her own content area and how such knowledge enhances student learning.
3. The teacher values flexible learning environments that encourage learner exploration, discovery, and expression across content areas.

### **Instructional Practice**

Effective instructional practice requires that teachers understand and integrate assessment, planning, and instructional strategies in coordinated and engaging ways. Beginning with their end or goal, teachers first identify student learning objectives and content standards and align assessments to those objectives. Teachers understand how to design, implement and interpret results from a range of formative and summative assessments. This knowledge is integrated into instructional practice so that teachers have access to information that can be used to provide immediate feedback to reinforce student learning and to modify instruction. Planning focuses on using a variety of appropriate and targeted instructional strategies to address diverse ways of learning, to incorporate new technologies to maximize and individualize learning, and to allow learners to take charge of their own learning and do it in creative ways.

*Standard 6: Assessment. The teacher understands and uses multiple methods of assessment to engage learners in their own growth, to monitor learner progress, and to guide the teacher's and learner's decision making.*

### **Knowledge**

1. The teacher understands the differences between formative and summative applications of assessment and knows how and when to use each.
2. The teacher understands the range of types and multiple purposes of assessment and how to design, adapt, or select appropriate assessments to address specific learning goals and individual differences, and to minimize sources of bias.
3. The teacher knows how to analyze assessment data to understand patterns and gaps in learning, to guide planning and instruction, and to provide meaningful feedback to all learners.
4. The teacher knows when and how to engage learners in analyzing their own assessment results and in helping to set goals for their own learning.
5. The teacher understands the positive impact of effective descriptive feedback for learners and knows a variety of strategies for communicating this feedback.
6. The teacher knows when and how to evaluate and report learner progress against standards.
7. The teacher understands how to prepare learners for assessments and how to make accommodations in assessments and testing conditions, especially for learners with disabilities and language learning needs.

### **Performance**

1. The teacher balances the use of formative and summative assessment as appropriate to support, verify, and document learning.

**STATE DEPARTMENT OF EDUCATION  
NOVEMBER 30, 2015**

2. The teacher designs assessments that match learning objectives with assessment methods and minimizes sources of bias that can distort assessment results.
3. The teacher works independently and collaboratively to examine test and other performance data to understand each learner's progress and to guide planning.
4. The teacher engages learners in understanding and identifying quality work and provides them with effective descriptive feedback to guide their progress toward that work.
5. The teacher engages learners in multiple ways of demonstrating knowledge and skill as part of the assessment process.
6. The teacher models and structures processes that guide learners in examining their own thinking and learning as well as the performance of others.
7. The teacher effectively uses multiple and appropriate types of assessment data to identify each student's learning needs and to develop differentiated learning experiences.
8. The teacher prepares all learners for the demands of particular assessment formats and makes appropriate accommodations in assessments or testing conditions, especially for learners with disabilities and language learning needs.
9. The teacher continually seeks appropriate ways to employ technology to support assessment practice both to engage learners more fully and to assess and address learner needs.

**Disposition**

1. The teacher is committed to engaging learners actively in assessment processes and to developing each learner's capacity to review and communicate about their own progress and learning.
2. The teacher takes responsibility for aligning instruction and assessment with learning goals.
3. The teacher is committed to providing timely and effective descriptive feedback to learners on their progress.
4. The teacher is committed to using multiple types of assessment processes to support, verify, and document learning.
5. The teacher is committed to making accommodations in assessments and testing conditions, especially for learners with disabilities and language learning needs.
6. The teacher is committed to the ethical use of various assessments and assessment data to identify learner strengths and needs to promote learner growth.

*Standard 7: Planning for Instruction. The teacher plans instruction that supports every student in meeting rigorous learning goals by drawing upon knowledge of content areas, curriculum, cross-disciplinary skills, and pedagogy, as well as knowledge of learners and the community context.*

**Knowledge**

1. The teacher understands content and content standards and how these are organized in the curriculum.
2. The teacher understands how integrating cross-disciplinary skills in instruction engages learners purposefully in applying content knowledge.
3. The teacher understands learning theory, human development, cultural diversity, and individual differences and how these impact ongoing planning.
4. The teacher understands the strengths and needs of individual learners and how to plan instruction that is responsive to these strengths and needs.
5. The teacher knows a range of evidence-based instructional strategies, resources, and technological tools and how to use them effectively to plan instruction that meets diverse learning needs.
6. The teacher knows when and how to adjust plans based on assessment information and learner responses.
7. The teacher knows when and how to access resources and collaborate with others to support student learning (e.g., special educators, related service providers, language learner specialists, librarians, media specialists, community organizations).

**Performance**

1. The teacher individually and collaboratively selects and creates learning experiences that are appropriate for curriculum goals and content standards, and are relevant to learners.
2. The teacher plans how to achieve each student's learning goals, choosing appropriate strategies and accommodations, resources, and materials to differentiate instruction for individuals and groups of learners.
3. The teacher develops appropriate sequencing of learning experiences and provides multiple ways to demonstrate knowledge and skill.
4. The teacher plans for instruction based on formative and summative assessment data, prior learner knowledge, and learner interest.

**STATE DEPARTMENT OF EDUCATION  
NOVEMBER 30, 2015**

5. The teacher plans collaboratively with professionals who have specialized expertise (e.g., special educators, related service providers, language learning specialists, librarians, media specialists) to design and jointly deliver as appropriate learning experiences to meet unique learning needs.
6. The teacher evaluates plans in relation to short- and long-range goals and systematically adjusts plans to meet each student's learning needs and enhance learning.

**Disposition**

1. The teacher respects learners' diverse strengths and needs and is committed to using this information to plan effective instruction.
2. The teacher values planning as a collegial activity that takes into consideration the input of learners, colleagues, families, and the larger community.
3. The teacher takes professional responsibility to use short- and long-term planning as a means of assuring student learning.
4. The teacher believes that plans must always be open to adjustment and revision based on learner needs and changing circumstances.

***Standard 8: Instructional Strategies. The teacher understands and uses a variety of instructional strategies to encourage learners to develop deep understanding of content areas and their connections, and to build skills to apply knowledge in meaningful ways.***

**Knowledge**

1. The teacher understands the cognitive processes associated with various kinds of learning (e.g., critical and creative thinking, problem framing and problem solving, invention, memorization and recall) and how these processes can be stimulated.
2. The teacher knows how to apply a range of developmentally, culturally, and linguistically appropriate instructional strategies to achieve learning goals.
3. The teacher knows when and how to use appropriate strategies to differentiate instruction and engage all learners in complex thinking and meaningful tasks.
4. The teacher understands how multiple forms of communication (oral, written, nonverbal, digital, visual) convey ideas, foster self-expression, and build relationships.
5. The teacher knows how to use a wide variety of resources, including human and technological, to engage students in learning.
6. The teacher understands how content and skill development can be supported by media and technology and knows how to evaluate these resources for quality, accuracy, and effectiveness.

**Performance**

1. The teacher uses appropriate strategies and resources to adapt instruction to the needs of individuals and groups of learners.
2. The teacher continuously monitors student learning, engages learners in assessing their progress, and adjusts instruction in response to student learning needs.
3. The teacher collaborates with learners to design and implement relevant learning experiences, identify their strengths, and access family and community resources to develop their areas of interest.
4. The teacher varies his/her role in the instructional process (e.g., instructor, facilitator, coach, audience) in relation to the content and purposes of instruction and the needs of learners.
5. The teacher provides multiple models and representations of concepts and skills with opportunities for learners to demonstrate their knowledge through a variety of products and performances.
6. The teacher engages all learners in developing higher order questioning skills and metacognitive processes.
7. The teacher engages learners in using a range of learning skills and technology tools to access, interpret, evaluate, and apply information.
8. The teacher uses a variety of instructional strategies to support and expand learners' communication through speaking, listening, reading, writing, and other modes.
9. The teacher asks questions to stimulate discussion that serves different purposes (e.g., probing for learner understanding, helping learners articulate their ideas and thinking processes, stimulating curiosity, and helping learners to question).

**Disposition**

1. The teacher is committed to deepening awareness and understanding the strengths and needs of diverse learners when planning and adjusting instruction.
2. The teacher values the variety of ways people communicate and encourages learners to develop and use multiple forms of communication.
3. The teacher is committed to exploring how the use of new and emerging technologies can support and promote student learning.
4. The teacher values flexibility and reciprocity in the teaching process as necessary for adapting instruction to learner responses, ideas, and needs.

### **Professional Responsibility**

Creating and supporting safe, productive learning environments that result in learners achieving at the highest levels is a teacher's primary responsibility. To do this well, teachers must engage in meaningful and intensive professional learning and self-renewal by regularly examining practice through ongoing study, self-reflection, and collaboration. A cycle of continuous self-improvement is enhanced by leadership, collegial support, and collaboration. Active engagement in professional learning and collaboration results in the discovery and implementation of better practice for the purpose of improved teaching and learning. Teachers also contribute to improving instructional practices that meet learners' needs and accomplish their school's mission and goals. Teachers benefit from and participate in collaboration with learners, families, colleagues, other school professionals, and community members. Teachers demonstrate leadership by modeling ethical behavior, contributing to positive changes in practice, and advancing their profession.

*Standard 9: Professional Learning and Ethical Practice. The teacher engages in ongoing professional learning and uses evidence to continually evaluate his/her practice, particularly the effects of his/her choices and actions on others (learners, families, other professionals, and the community), and adapts practice to meet the needs of each learner.*

### **Knowledge**

1. The teacher understands and knows how to use a variety of self-assessment and problem-solving strategies to analyze and reflect on his/her practice and to plan for adaptations/adjustments.
2. The teacher know how to use learner data to analyze practice and differentiate instruction accordingly.
3. The teacher understands how personal identity, worldview, and prior experience affect perceptions and expectations, and recognizes how they may bias behaviors and interactions with others.
4. The teacher understands laws related to learners' rights and teacher responsibilities (e.g., for educational equity, appropriate education for learners with disabilities, confidentiality, privacy, appropriate treatment of learners, reporting in situations related to possible child abuse).
5. The teacher knows how to build and implement a plan for professional growth directly aligned with his/her needs as a growing professional using feedback from teacher evaluations and observations, data on learner performance, and school- and system-wide priorities.

### **Performance**

1. The teacher engages in ongoing learning opportunities to develop knowledge and skills in order to provide all learners with engaging curriculum and learning experiences based on local and state standards.



**STATE DEPARTMENT OF EDUCATION  
NOVEMBER 30, 2015**

2. The teacher engages in meaningful and appropriate professional learning experiences aligned with his/her own needs and the needs of the learners, school, and system.
3. Independently and in collaboration with colleagues, the teacher uses a variety of data (e.g., systematic observation, information about learners, research) to evaluate the outcomes of teaching and learning and to adapt planning and practice.
4. The teacher actively seeks professional, community, and technological resources, within and outside the school, as supports for analysis, reflection, and problem-solving.
5. The teacher reflects on his/her personal biases and accesses resources to deepen his/her own understanding of cultural, ethnic, gender, and learning differences to build stronger relationships and create more relevant learning experiences.
6. The teacher advocates, models, and teaches safe, legal, and ethical use of information and technology including appropriate documentation of sources and respect for others in the use of social media.

**Disposition**

1. The teacher takes responsibility for student learning and uses ongoing analysis and reflection to improve planning and practice.
2. The teacher is committed to deepening understanding of his/her own frames of reference (e.g., culture, gender, language, abilities, ways of knowing), the potential biases in these frames, and their impact on expectations for and relationships with learners and their families.
3. The teacher sees him/herself as a learner, continuously seeking opportunities to draw upon current education policy and research as sources of analysis and reflection to improve practice.
4. The teacher understands the expectations of the profession including codes of ethics, professional standards of practice, and relevant law and policy.

***Standard 10: Leadership and Collaboration. The teacher seeks appropriate leadership roles and opportunities to take responsibility for student learning, to collaborate with learners, families, colleagues, other school professionals, and community members to ensure learner growth, and to advance the profession.***

**Knowledge**

1. The teacher understands schools as organizations within a historical, cultural, political, and social context and knows how to work with others across the system to support learners.
2. The teacher understands that alignment of family, school, and community spheres of influence enhances student learning and that discontinuity in these spheres of influence

**STATE DEPARTMENT OF EDUCATION  
NOVEMBER 30, 2015**

interferes with learning.

3. The teacher knows how to work with other adults and has developed skills in collaborative interaction appropriate for both face-to-face and virtual contexts.
4. The teacher knows how to contribute to a common culture that supports high expectations for student learning.

**Performance**

1. The teacher takes an active role on the instructional team, giving and receiving feedback on practice, examining learner work, analyzing data from multiple sources, and sharing responsibility for decision making and accountability for each student's learning.
2. The teacher works with other school professionals to plan and jointly facilitate learning on how to meet diverse needs of learners.
3. The teacher engages collaboratively in the school wide effort to build a shared vision and supportive culture, identify common goals, and monitor and evaluate progress toward those goals.
4. The teacher works collaboratively with learners and their families to establish mutual expectations and ongoing communication to support learner development and achievement.
5. Working with school colleagues, the teacher builds ongoing connections with community resources to enhance student learning and wellbeing.
6. The teacher engages in professional learning, contributes to the knowledge and skill of others, and works collaboratively to advance professional practice.
7. The teacher uses technological tools and a variety of communication strategies to build local and global learning communities that engage learners, families, and colleagues.
8. The teacher uses and generates meaningful research on education issues and policies.
9. The teacher seeks appropriate opportunities to model effective practice for colleagues, to lead professional learning activities, and to serve in other leadership roles.
10. The teacher advocates to meet the needs of learners, to strengthen the learning environment, and to enact system change.
11. The teacher takes on leadership roles at the school, district, state, and/or national level and advocates for learners, the school, the community, and the profession.

***Disposition***

1. The teacher actively shares responsibility for shaping and supporting the mission of his/her school as one of advocacy for learners and accountability for their success.

**STATE DEPARTMENT OF EDUCATION  
NOVEMBER 30, 2015**

2. The teacher respects families' beliefs, norms, and expectations and seeks to work collaboratively with learners and families in setting and meeting challenging goals.
3. The teacher takes initiative to grow and develop with colleagues through interactions that enhance practice and support student learning.
4. The teacher takes responsibility for contributing to and advancing the profession.
5. The teacher embraces the challenge of continuous improvement and change.

## **Standards for Bilingual Education and ENL (English as a New Language) Teachers**

All teacher candidates are expected to meet the Idaho Core Teacher Standards and the standards specific to their discipline area(s) at the “acceptable” level or above. Additionally, all teacher candidates are expected to meet the requirements defined in State Board Rule (08.02.02: Rules Governing Uniformity).

The following knowledge and performance statements for the Bilingual-ENL Teacher Standards are widely recognized, but not all-encompassing or absolute, indicators that teacher candidates have met the standards. The evidence validating candidates’ ability to demonstrate these standards shall be collected from a variety of settings including, but not limited to, courses, practicum, and field experiences. It is the responsibility of a teacher preparation program to use indicators in a manner that is consistent with its conceptual framework and that assures attainment of the standards.

An important component of the teaching profession is a candidate’s disposition. Professional dispositions are how the candidate views the teaching profession, their content area, and/or students and their learning. Every teacher preparation program at each institution is responsible for establishing and promoting a comprehensive set of guidelines for candidate dispositions.

*\* This language was written by a committee of content experts and has been adopted verbatim*

***Standard 1: Knowledge of Subject Matter - The teacher understands the central concepts, tools of inquiry, and structures of the discipline taught and creates learning experiences that make these aspects of subject matter meaningful for students.***

### **Knowledge**

1. The teacher understands the evolution, research, and current federal and state legal mandates of bilingual and ENL education.
2. The teacher understands and knows how to identify differences and the implications for implementation in bilingual and ENL approaches and models.
3. The teacher understands and is able to distinguish between forms, functions, and contextual usage of social and academic language.
4. (Bilingual only) The teacher possesses language proficiency at the advanced level as defined in the ACTFL Proficiency Guidelines in listening, speaking, reading and writing in English and the second target language necessary to facilitate learning in the content area(s) (Federal Requirement).

**STATE DEPARTMENT OF EDUCATION  
NOVEMBER 30, 2015**

5. (ENL only) The teacher possesses the language proficiency at the advanced level as defined in the ACTFL Proficiency Guidelines in listening, speaking, reading, and writing, in English necessary to facilitate learning of academic language in the content area(s) (Federal Requirement).
6. (Bilingual only) The teacher understands the articulatory system, various registers, dialects, linguistic structures, vocabulary, and idioms of both English and the second target language.
7. (ENL only) The teacher understands the articulatory system, various registers, dialects, linguistic structures, vocabulary, and idioms of the English language.

**Performance**

1. (Bilingual only) The teacher articulates in key linguistic structures and exposes students to the various registers, dialects, and idioms of English and the second target language.
2. (ENL only) The teacher is articulate in key linguistic structures and exposes students to the various registers, dialects, and idioms of the English language.
3. The teacher uses knowledge of language and content standards and language acquisition theory content areas to establish goals, design curricula and instruction, and facilitate student learning in a manner that builds on students' linguistic and cultural diversity.
4. The teacher demonstrates instructional strategies that an understanding of the variety of purposes that languages serve, distinguish between forms, functions, and contextual usage of social and academic language.
5. The teacher designs and implements activities that promote inter-cultural exploration, engaged observation, listening, speaking, reading, and writing.

***Standard 2: Knowledge of Human Development and Learning - The teacher understands how students learn and develop, and provides opportunities that support their intellectual, social, and personal development.***

**Knowledge**

1. The teacher understands the processes of language acquisition and development, and the role that culture plays in students' educational experiences.
2. The teacher understands the advantages of bilingualism, biliteracy, and multiculturalism.

**Performance**

1. The teacher plans and delivers instruction using knowledge of the role of language and culture in intellectual, social, and personal development.
2. The teacher integrates language and content instruction appropriate to the students' stages of

language acquisition.

3. The teacher facilitates students' use of their primary language as a resource to promote academic learning and further development of the second language.
4. The teacher uses effective strategies and approaches that promote bilingualism, biliteracy, and multiculturalism.

***Standard 3: Modifying Instruction for Individual Needs - The teacher understands how students differ in their approaches to learning and creates instructional opportunities that are adapted to learners with diverse needs.***

**Knowledge**

1. The teacher understands the nuances of culture in structuring academic experiences.
2. The teacher understands how a student's first language may influence second language production (ex: accent, code-switching, inflectional endings).
3. The teacher understands there is a distinction between learning disabilities/giftedness and second language development.
4. The teacher understands how and when to provide appropriate accommodations that allow students to access academic content.

**Performance**

1. The teacher promotes respect for diverse cultures by facilitating open discussion, treating all students equitably, and addressing individual student needs.
2. The teacher utilizes strategies that advance accuracy in students' language production and socio- culturally appropriate usage with an understanding of how these are influenced by the first language.
3. The teacher collaborates with other area specialists to distinguishes between issues of learning disabilities/giftedness and second language development.
4. The teacher provides appropriate accommodations that allow students to access academic content.

***Standard 4: Multiple Instructional Strategies - The teacher understands and uses a variety of instructional strategies to develop students' critical thinking, problem solving, and performance skills.***

**Knowledge**

1. The teacher knows how to adapt lessons, textbooks, and other instructional materials, to be culturally and linguistically appropriate to facilitate linguistic and academic growth of language learners.

2. The teacher has a repertoire of effective strategies that promote students' critical thinking and problem solving at all stages of language development.

**Performance**

1. The teacher selects, adapts, creates and uses varied culturally and linguistically appropriate resources related to content areas and second language development.
2. The teacher employs a repertoire of effective strategies that promote students' critical thinking and problem solving at all stages of language development.

***Standard 5: Classroom Motivation and Management Skills - The teacher understands individual and group motivation and behavior and creates a learning environment that encourages positive social interaction, active engagement in learning, and self-motivation.***

**Knowledge**

1. The teacher understands the influence of culture on student motivation and classroom management.

**Performance**

1. The teacher demonstrates a culturally responsive approach to classroom management.

***Standard 6: Communication Skills - The teacher uses a variety of communication techniques to foster inquiry, collaboration, and supportive interaction in and beyond the classroom.***

**Knowledge**

1. The teacher understands that language is a system that uses listening, speaking, reading, and writing for social and academic purposes.
2. The teacher understands how to design active and interactive activities that promote proficiency in the four domains of language.
3. The teacher understands the extent of time and effort required for language acquisition.

**Performance**

1. The teacher demonstrates competence in facilitating students' acquisition and use of language in listening, speaking, reading, and writing for social and academic purposes.
2. The teacher uses active and interactive activities that promote proficiency in the four domains of language.
3. The teacher communicates to students, their families, and stakeholders the extent of time and effort required for language acquisition.

*Standard 7: Instructional Planning Skills - The teacher plans and prepares instruction based on knowledge of subject matter, students, the community, and curriculum goals.*

**Knowledge**

1. The teacher understands how to incorporate students' diverse cultural backgrounds and language proficiency levels into instructional planning that aligns with the English Language Development Standards.

**Performance**

1. The teacher creates and delivers lessons that incorporate students' diverse cultural backgrounds and language proficiency levels into instructional planning that aligns with the English Language Development Standards.

*Standard 8: Assessment of Student Learning - The teacher understands, uses, and interprets formal and informal assessment strategies to evaluate and advance student performance and to determine program effectiveness.*

**Knowledge**

1. The teacher understands variations in assessment of student progress that may be related to cultural and linguistic differences.
2. (Bilingual only) The teacher understands how to measure students' level of English language proficiency and second target language proficiency.
3. (ENL only) The teacher understands how to measure the level of English language proficiency.
4. The teacher understands the relationship and difference between levels of language proficiency and students' academic achievement.
5. The teacher is familiar with the state English language proficiency assessment.
6. The teacher knows how to interpret data and explain the results of standardized assessments to students with limited English proficiency, the students' families, and to colleagues.
7. The teacher understands appropriate accommodations for language learners being tested in the content areas.
8. The teacher understands how to use data to make informed decisions about program effectiveness.

**Performance**

1. The teacher selects and administers assessments suited to the students' culture, literacy and communication skills.



2. The teacher uses a combination of observation and other assessments to make decisions about appropriate program services for language learners.
3. The teacher uses a combination of assessments that measure language proficiency and content knowledge respectively to determine how level of language proficiency may affect the demonstration of academic performance.
4. The teacher uses appropriate accommodations for language learners being tested in the content areas.
5. The teacher uses data to make informed decisions about program effectiveness.

***Standard 9: Professional Commitment and Responsibility - The teacher is a reflective practitioner who demonstrates a commitment to professional standards and is continuously engaged in purposeful mastery of the art and science of teaching.***

**Knowledge**

1. The teacher understands the necessity of maintaining an advanced level of proficiency, according to the ACTFL guidelines, in the language(s) used for instruction.

**Performance**

1. The teacher maintains an advanced level of proficiency, according to the ACTFL guidelines, in the language(s) used for instruction.

***Standard 10: Partnerships - The teacher interacts in a professional, effective manner with colleagues, parents, and other members of the community to support students' learning and well-being.***

**Knowledge**

1. The teacher understands the benefits of family and community involvement in students' linguistic, academic, and social development.
2. The teacher understands the necessity of collegiality and collaboration to promote opportunities for language learners.

**Performance**

1. The teacher creates family and community partnerships that promote students' linguistic, academic, and social development.
2. The teacher collaborates with colleagues to promote opportunities for language learners.
3. The teacher assists other educators and students in promoting cultural respect and validation of students' and families' diverse backgrounds and experiences.

## GLOSSARY OF TERMS

### **ACTFL Proficiency Guidelines**

A nationally developed and agreed upon set of descriptions of what individuals can do with language in terms of speaking, writing, listening, and reading in real-world situations in a spontaneous and non-rehearsed context. For each skill, these guidelines identify five major levels of proficiency: Distinguished, Superior, Advanced, Intermediate, and Novice. The major levels Advanced, Intermediate, and Novice are subdivided into High, Mid, and Low sublevels. The levels of the ACTFL Guidelines describe the continuum of proficiency from that of the highly articulate, well-educated language user to a level of little or no functional ability. These Guidelines present the levels of proficiency as ranges, and describe what an individual can and cannot do with language at each level, regardless of where, when, or how the language was acquired. [http://www.actfl.org/files/public/ACTFLProficiencyGuidelines2012\\_FINAL.pdf](http://www.actfl.org/files/public/ACTFLProficiencyGuidelines2012_FINAL.pdf)

### **American Council of Teachers of Foreign Languages (ACTFL)**

An organization for world language professionals of K-12 and higher education

### **Articulatory System**

The mechanism by which the sounds of a language are produced

### **Bilingual Education Program**

An educational approach that uses two languages to promote academic success, bilingualism, biliteracy, and multiculturalism

### **Biliteracy**

The ability to read and write in two languages

### **Code-switching**

A change by a speaker or writer from one language or variety of language to another at the word, phrase, clause, or sentence level (TESOL, 2010)

### **English as a New Language (ENL)**

Refers to the teaching of English to speakers of other languages

### **Inflectional Endings**

Grammatical markers or suffixes used in standard conventional language production

### **Primary Language**

An individual's most developed language

### **Register**

The usage of language in a particular social context

**ADDITIONAL RESOURCES**

**National Clearinghouse for English Language Acquisition**

[www.ncela.gwu.edu](http://www.ncela.gwu.edu)

**Center for Research on the Educational Achievement and Teaching of English Language Learners**

[www.cal.org/create](http://www.cal.org/create)

**CREDE**

[www.crede.org](http://www.crede.org)

**NABE**

[www.nabe.org](http://www.nabe.org)

**TESOL**

[www.tesol.org](http://www.tesol.org)

**CARLA**

[www.carla.umn.edu](http://www.carla.umn.edu)

**REFERENCES**

Teachers of English to Speakers of Other Languages, Inc. (2010). *TESOL/NCATE standards for the recognition of initial TESOL programs in P-12 ESL teacher education*. Alexandria, VA: Author.

## **Idaho Foundation Standards for Communication Arts Teachers**

In addition to the standards listed here, communication arts teachers must meet Idaho Core Teacher Standards and one of the following: (1) Idaho Standards for Journalism Teachers or (2) Idaho Standards for Speech and Debate Teachers.

The following knowledge and performance statements for the Communication Arts Teacher Standards are widely recognized, but not all-encompassing or absolute, indicators that teacher candidates have met the standards. The evidence validating candidates' ability to demonstrate these standards shall be collected from a variety of settings including, but not limited to, courses, practicum, and field experiences. It is the responsibility of a teacher preparation program to use indicators in a manner that is consistent with its conceptual framework and that assured attainment of the standards.

An important component of the teaching profession is a candidate's disposition. Professional dispositions are how the candidate views the teaching profession, their content area, and/or students and their learning. Every teacher preparation program at each institution is responsible for establishing and promoting a comprehensive set of guidelines for candidate dispositions.

***Standard #1: Learner Development. The teacher understands how learners grow and develop, recognizing that patterns of learning and development vary individually within and across the cognitive, linguistic, social, emotional, and physical areas, and designs and implements developmentally appropriate and challenging learning experiences.***

***Standard #2: Learning Differences. The teacher uses understanding of individual differences and diverse cultures and communities to ensure inclusive learning environments that enable each learner to meet high standards.***

***Standard #3: Learning Environments. The teacher works with others to create environments that support individual and collaborative learning, and that encourage positive social interaction, active engagement in learning, and self-motivation.***

***Standard #4: Content Knowledge. The teacher understands the central concepts, tools of inquiry, and structures of the discipline(s) he or she teaches and creates learning experiences that make the discipline accessible and meaningful for learners to assure mastery of the content.***

### **Knowledge**

1. The teacher understands how values and ethics affect communication.
2. The teacher understands the importance of audience analysis and adaptation in differing communication contexts.
3. The teacher knows the components and processes of communication.

**STATE DEPARTMENT OF EDUCATION  
NOVEMBER 30, 2015**

4. The teacher understands the interactive roles of perceptions and meaning.
5. The teacher understands how symbolism and language affect communication.
6. The teacher understands the role of organization in presenting concepts, ideas, and arguments.
7. The teacher knows methods and steps of problem solving in communication arts.
8. The teacher understands the impact of outside social structures and institutions--including historical, political, social, economic, and cultural perspectives--on communication processes and messages.

**Performance**

1. The teacher emphasizes to students the importance of values and ethics relevant to the communication process in a variety of formats (e.g., speeches, interpersonal interactions, journalistic writing, social media, debate).
2. The teacher provides instruction and practice in conducting and applying research.
3. The teacher creates lessons that stress the importance of audience analysis and adaptation.
4. The teacher presents communication as a process consisting of integral components.
5. The teacher explains various methods of organization and their effects on the communication process.
6. The teacher delivers instruction that facilitates student analysis and evaluation of message contexts, including historical, political, social, economic, and cultural perspectives.

*Standard #5: Application of Content. The teacher understands how to connect concepts and use differing perspectives to engage learners in critical thinking, creativity, and collaborative problem solving related to authentic local and global issues.*

*Standard #6: Assessment. The teacher understands and uses multiple methods of assessment to engage learners in their own growth, to monitor learner progress, and to guide the teacher's and learner's decision making.*

*Standard #7: Planning for Instruction. The teacher plans instruction that supports every student in meeting rigorous learning goals by drawing upon knowledge of content areas, curriculum, cross-disciplinary skills, and pedagogy, as well as knowledge of learners and the community context.*

*Standard #8: Instructional Strategies. The teacher understands and uses a variety of instructional strategies to encourage learners to develop deep understanding of content areas and their connections, and to build skills to apply knowledge in meaningful ways.*

*Standard #9: Professional Learning and Ethical Practice. The teacher engages in ongoing professional learning and uses evidence to continually evaluate his/her practice, particularly the effects of his/her choices and actions on others (learners, families, other professionals, and the community), and adapts practice to meet the needs of each learner.*

**Knowledge**

1. The teacher understands contemporary legal standards relating to communication and media.

**Performance**

1. The teacher develops learning progressions for students that embed contemporary legal standards relating to communication and media.

*Standard #10: Leadership and Collaboration. The teacher seeks appropriate leadership roles and opportunities to take responsibility for student learning, to collaborate with learners, families, colleagues, other school professionals, and community members to ensure learner growth, and to advance the profession.*

## Idaho Standards for Journalism Teachers

In addition to the standards listed here, journalism teachers must meet Idaho Core Teacher Standards and Idaho Foundation Standards for Communication Arts Teachers.

The following knowledge and performance statements for the journalism teacher standard are widely recognized, but not all-encompassing or absolute, indicators that teacher candidates have met the standards. The evidence validating candidates' ability to demonstrate these standards shall be collected from a variety of settings including, but not limited to, courses, practicum, and field experiences. It is the responsibility of a teacher preparation program to use indicators in a manner that is consistent with its conceptual framework and that assured attainment of the standards.

An important component of the teaching profession is a candidate's disposition. Professional dispositions are how the candidate views the teaching profession, their content area, and/or students and their learning. Every teacher preparation program at each institution is responsible for establishing and promoting a comprehensive set of guidelines for candidate dispositions.

***Standard #1: Learner Development. The teacher understands how learners grow and develop, recognizing that patterns of learning and development vary individually within and across the cognitive, linguistic, social, emotional, and physical areas, and designs and implements developmentally appropriate and challenging learning experiences.***

***Standard #2: Learning Differences. The teacher uses understanding of individual differences and diverse cultures and communities to ensure inclusive learning environments that enable each learner to meet high standards.***

***Standard #3: Learning Environments. The teacher works with others to create environments that support individual and collaborative learning, and that encourage positive social interaction, active engagement in learning, and self-motivation.***

***Standard #4: Content Knowledge. The teacher understands the central concepts, tools of inquiry, and structures of the discipline(s) he or she teaches and creates learning experiences that make the discipline accessible and meaningful for learners to assure mastery of the content.***

### **Knowledge**

1. The teacher comprehends the fundamentals of journalistic style (e.g., news, feature, editorial writing).
2. The teacher understands the elements of design and layout.
3. The teacher understands the purposes and elements of photojournalism (e.g., composition,

processing).

4. The teacher understands the purposes, types, and rules of headline and caption writing.
5. The teacher possesses knowledge of interviewing skills.
6. The teacher knows how to organize and equip a production area.
7. The teacher knows how to organize and supervise a student staff (e.g., editors, writers, photographers, business personnel).
8. The teacher knows how to adapt journalistic techniques to various media (e.g., radio, television, Internet).
9. The teacher understands advertising and finance.
10. The teacher knows the fundamentals of editing.
11. The teacher understands processes of effective critiquing.
12. The teacher understands journalistic and scholastic press law and ethics.
13. The teacher understands the role of journalism in democracy.

**Performance**

1. The teacher instructs students in the fundamentals of journalistic style across a variety of journalistic platforms.
2. The teacher student application of design and layout techniques.
3. The teacher integrates the purposes and elements of photojournalism into the production process.
4. The teacher instructs students in the purposes, types, and rules of headline and caption writing.
5. The teacher provides opportunities for students to practice and use interviewing skills.
6. The teacher teaches editing skills and provides opportunities for student practice.
7. The teacher provides opportunities for students to critique and evaluate student and professional work.

***Standard #5: Application of Content. The teacher understands how to connect concepts and use differing perspectives to engage learners in critical thinking, creativity, and collaborative problem solving related to authentic local and global issues.***



*Standard #6: Assessment. The teacher understands and uses multiple methods of assessment to engage learners in their own growth, to monitor learner progress, and to guide the teacher's and learner's decision making.*

*Standard #7: Planning for Instruction. The teacher plans instruction that supports every student in meeting rigorous learning goals by drawing upon knowledge of content areas, curriculum, cross-disciplinary skills, and pedagogy, as well as knowledge of learners and the community context.*

*Standard #8: Instructional Strategies. The teacher understands and uses a variety of instructional strategies to encourage learners to develop deep understanding of content areas and their connections, and to build skills to apply knowledge in meaningful ways.*

*Standard #9: Professional Learning and Ethical Practice. The teacher engages in ongoing professional learning and uses evidence to continually evaluate his/her practice, particularly the effects of his/her choices and actions on others (learners, families, other professionals, and the community), and adapts practice to meet the needs of each learner.*

*Standard #10: Leadership and Collaboration. The teacher seeks appropriate leadership roles and opportunities to take responsibility for student learning, to collaborate with learners, families, colleagues, other school professionals, and community members to ensure learner growth, and to advance the profession.*

## **Idaho Standards for Speech and Debate Teachers**

In addition to the standards listed here, speech and debate teachers must meet Idaho Core Teacher Standards and Idaho Foundation Standards for Communication Arts Teachers.

The following knowledge and performance statements for the speech and debate teacher standards are widely recognized, but not all-encompassing or absolute, indicators that teacher candidates have met the standards. The evidence validating candidates' ability to demonstrate these standards shall be collected from a variety of settings including, but not limited to, courses, practicum, and field experiences. It is the responsibility of a teacher preparation program to use indicators in a manner that is consistent with its conceptual framework and that assured attainment of the standards.

An important component of the teaching profession is a candidate's disposition. Professional dispositions are how the candidate views the teaching profession, their content area, and/or students and their learning. Every teacher preparation program at each institution is responsible for establishing and promoting a comprehensive set of guidelines for candidate dispositions.

***Standard #1: Learner Development. The teacher understands how learners grow and develop, recognizing that patterns of learning and development vary individually within and across the cognitive, linguistic, social, emotional, and physical areas, and designs and implements developmentally appropriate and challenging learning experiences.***

***Standard #2: Learning Differences. The teacher uses understanding of individual differences and diverse cultures and communities to ensure inclusive learning environments that enable each learner to meet high standards.***

***Standard #3: Learning Environments. The teacher works with others to create environments that support individual and collaborative learning, and that encourage positive social interaction, active engagement in learning, and self-motivation.***

***Standard #4: Content Knowledge. The teacher understands the central concepts, tools of inquiry, and structures of the discipline(s) he or she teaches and creates learning experiences that make the discipline accessible and meaningful for learners to assure mastery of the content.***

### **Knowledge**

1. The teacher understands the models of interpersonal communication.
2. The teacher knows the processes and types of active listening.
3. The teacher knows the nature of conflict and conflict resolution strategies in the speech process.

**STATE DEPARTMENT OF EDUCATION  
NOVEMBER 30, 2015**

4. The teacher knows the dynamics of group communication (e.g., roles, functions, systems, developmental stages, problem solving).
5. The teacher understands rhetorical theories and practices.
6. The teacher understands types of public speaking (e.g., informative, persuasive, ceremonial).
7. The teacher understands the steps of speech preparation, rehearsal, presentation, and constructive feedback.
8. The teacher understands the necessity of adapting public speaking styles and skills to various media.
9. The teacher understands the principles of competitive debate theory (e.g., categories and styles of debate).
10. The teacher knows the theories and practices of argumentation.
11. The teacher knows the precepts of logical reasoning (e.g., syllogistic, categorical, disjunctive, fallacies).
12. The teacher knows the various types of competitive speaking events (e.g., impromptu, extemporaneous, oratory, debate).
13. The teacher knows how to identify and minimize communication anxiety.

**Performance**

1. The teacher instructs in the process of effective interpersonal communication (e.g., effective listening, components of verbal and nonverbal communication, conflict resolution).
2. The teacher explains the components and dynamics of group communication and provides opportunities for student implementation.
3. The teacher provides opportunities for students to prepare, practice, and present various types of speeches.
4. The teacher provides instruction integrating digital media and visual displays to enhance presentations.
5. The teacher instructs in the theory, principles, and practices of debate (e.g., argumentation, logical reasoning, competitive speaking).
6. The teacher provides opportunities for students to participate in debate and speaking events.
7. The teacher explains various methods of organization and their effects on the communication process.

**STATE DEPARTMENT OF EDUCATION  
NOVEMBER 30, 2015**

8. The teacher provides strategies for assessing and minimizing communication anxiety (e.g., personal anxiety assessment, repetition, visualization).

*Standard #5: Application of Content. The teacher understands how to connect concepts and use differing perspectives to engage learners in critical thinking, creativity, and collaborative problem solving related to authentic local and global issues.*

*Standard #6: Assessment. The teacher understands and uses multiple methods of assessment to engage learners in their own growth, to monitor learner progress, and to guide the teacher's and learner's decision making.*

*Standard #7: Planning for Instruction. The teacher plans instruction that supports every student in meeting rigorous learning goals by drawing upon knowledge of content areas, curriculum, cross-disciplinary skills, and pedagogy, as well as knowledge of learners and the community context.*

*Standard #8: Instructional Strategies. The teacher understands and uses a variety of instructional strategies to encourage learners to develop deep understanding of content areas and their connections, and to build skills to apply knowledge in meaningful ways.*

*Standard #9: Professional Learning and Ethical Practice. The teacher engages in ongoing professional learning and uses evidence to continually evaluate his/her practice, particularly the effects of his/her choices and actions on others (learners, families, other professionals, and the community), and adapts practice to meet the needs of each learner.*

*Standard #10: Leadership and Collaboration. The teacher seeks appropriate leadership roles and opportunities to take responsibility for student learning, to collaborate with learners, families, colleagues, other school professionals, and community members to ensure learner growth, and to advance the profession.*

## Idaho Standards for Computer Science Teachers

All teacher preparation programs are expected to meet the Idaho Core Teacher Standards and the standards specific to their discipline area(s). Additionally, all teacher candidates are expected to meet the requirements defined in State Board Rule (08.02.02: Rules Governing Uniformity).

The following knowledge and performance statements for the Computer Science Teacher Standards are widely recognized, but not all-encompassing or absolute, indicators that teacher preparation programs have met the standards. These standards were influenced and developed through use of the standards set forward by the International Society for Technology Education (ISTE) and the Computer Science Teachers' Association (CSTA).

The evidence validating candidates' ability to demonstrate these standards shall be collected from a variety of settings including, but not limited to, courses, practicum, and field experiences. It is the responsibility of a teacher preparation program to use indicators in a manner that is consistent with its conceptual framework and that assures attainment of the standards.

An important component of the teaching profession is a candidate's disposition. Professional dispositions are how candidates view the teaching profession, their content area, and/or students and their learning. Every teacher preparation program at each institution is responsible for establishing and promoting a comprehensive set of guidelines for candidate dispositions.

***Standard #1: Learner Development. The teacher understands how learners grow and develop, recognizing that patterns of learning and development vary individually within and across the cognitive, linguistic, social, emotional, and physical areas, and designs and implements developmentally appropriate and challenging learning experiences.***

### **Knowledge**

1. The teacher understands digital citizenship.

### **Performance**

1. The teacher promotes and models digital citizenship.
2. The teacher demonstrates the ability to design and implement developmentally appropriate learning opportunities supporting the diverse needs of all learners.

***Standard #2: Learning Differences. The teacher uses understanding of individual differences and diverse cultures and communities to ensure inclusive learning environments that enable each learner to meet high standards.***

### **Knowledge**

1. The teacher understands the role of language and culture in learning computer science and knows how to modify instruction to make language comprehensible and instruction relevant, accessible, and challenging.

**Performance**

1. The teacher demonstrates the ability to plan for equitable and accessible classroom, lab, and online environments that support effective and engaging learning.
2. The teacher demonstrates the ability to develop lessons and methods that engage and empower learners from diverse cultural and linguistic backgrounds.

*Standard #3: Learning Environments. The teacher works with others to create environments that support individual and collaborative learning, and that encourage positive social interaction, active engagement in learning, and self-motivation.*

**Knowledge**

1. The teacher understands how to design environments that promote effective teaching and learning in computer science classrooms and online learning environments and promote digital citizenship.

**Performance**

1. The teacher promotes and models the safe and effective use of computer hardware, software, peripherals, and networks.
2. The teacher develops student understanding of privacy, security, safety, and effective communication in online environments.

*Standard #4: Content Knowledge. The teacher understands the central concepts, tools of inquiry, and structures of the discipline(s) he or she teaches and creates learning experiences that make the discipline accessible and meaningful for learners to assure mastery of the content.*

**Knowledge**

1. The teacher understands data representation and abstraction.
2. The teacher understands how to effectively design, develop, and test algorithms.
3. The teacher understands the software development process.
4. The teacher understands digital devices, systems, and networks.
5. The teacher understands the basic mathematical principles that are the basis of computer science, including algebra, set theory, Boolean logic, coordinating systems, graph theory, matrices, probability, and statistics.
6. The teacher understands the role computer science plays and its impact in the modern world.
7. The teacher understands the broad array of opportunities computer science knowledge can provide across every field and discipline.

**STATE DEPARTMENT OF EDUCATION  
NOVEMBER 30, 2015**

8. The teacher understands the many and varied career and education paths that exist in Computer Science.

**Performance**

1. The teacher demonstrates knowledge of and proficiency in data representation and abstraction. The teacher:
  - i. Effectively uses primitive data types.
  - ii. Demonstrates an understanding of static and dynamic data structures.
  - iii. Effectively uses, manipulates, and explains various external data stores: various types (text, images, sound, etc.), various locations (local, server, cloud), etc.
  - iv. Effectively uses modeling and simulation to solve real-world problems
2. The teacher effectively designs, develops, and tests algorithms. The teacher:
  - i. Uses a modern, high-level programming language, constructs correctly functioning programs involving simple and structured data types; compound Boolean expressions; and sequential, conditional, and iterative control structures.
  - ii. Designs and tests algorithms and programming solutions to problems in different contexts (textual, numeric, graphic, etc.) using advanced data structures.
  - iii. Analyzes algorithms by considering complexity, efficiency, aesthetics, and correctness.
  - iv. Effectively uses two or more development environments.
  - v. Demonstrates knowledge of varied software development models and project management strategies.
  - vi. Demonstrates application of all phases of the software development process on a project of moderate complexity from inception to implementation.
3. The teacher demonstrates knowledge of digital devices, systems, and networks. The teacher:
  - i. Demonstrates an understanding of data representation at the machine level.
  - ii. Demonstrates an understanding of machine level components and related issues of complexity.
  - iii. Demonstrates an understanding of operating systems and networking in a structured computing system.

- iv. Demonstrates an understanding of the operation of computer networks and mobile computing devices.
4. The teacher demonstrates an understanding of the role computer science plays and its impact in the modern world. The teacher:
- i. Demonstrates an understanding of the social, ethical, and legal issues and impacts of computing, and the attendant responsibilities of computer scientists and users.
  - ii. Analyzes the contributions of computer science to current and future innovations in sciences, humanities, the arts, and commerce.
5. The teacher demonstrates an understanding of the basic mathematical principles that are the basis of computer science including algebra, set theory, Boolean logic, coordinating systems, graph theory, matrices, probability, and statistics.

***Standard #5: Application of Content. The teacher understands how to connect concepts and use differing perspectives to engage learners in critical thinking, creativity, and collaborative problem solving related to authentic local and global issues.***

**Knowledge**

- 1. The teacher understands the academic language and conventions of computer science and how to make them accessible to students.

**Performance**

- 1. The teacher designs activities that require students to effectively describe computing artifacts and communicate results using multiple forms of media.
- 2. The teacher develops student understanding of online safety and effectively communicating in online environments.

***Standard #6: Assessment. The teacher understands and uses multiple methods of assessment to engage learners in their own growth, to monitor learner progress, and to guide the teacher's and learner's decision making.***

**Knowledge**

- 1. The teacher understands the creation and implementation of multiple forms of assessment using data.

**Performance**

- 1. The teacher creates and implements multiple forms of assessment and uses resulting data to capture student learning, provide remediation, and shape classroom instruction.



*Standard #7: Planning for Instruction. The teacher plans instruction that supports every student in meeting rigorous learning goals by drawing upon knowledge of content areas, curriculum, cross-disciplinary skills, and pedagogy, as well as knowledge of learners and the community context.*

**Knowledge**

1. The teacher understands the planning and teaching of computer science lessons/units using effective and engaging practices and methodologies.

**Performance**

1. The teacher selects a variety of real-world computing problems and project-based methodologies that support active learning.
2. The teacher provides opportunities for creative and innovative thinking and problem-solving in computer science.
3. The teacher develops student understanding of the use of computer science to solve interdisciplinary problems.

*Standard #8: Instructional Strategies. The teacher understands and uses a variety of instructional strategies to encourage learners to develop deep understanding of content areas and their connections, and to build skills to apply knowledge in meaningful ways.*

**Knowledge**

1. The teacher understands the value of designing and implementing multiple instructional strategies in the teaching of computer science.

**Performance**

1. The teacher demonstrates the use of a variety of collaborative groupings in lesson plans/units, software projects, and assessments.
2. The teacher identifies problematic concepts in computer science and constructs appropriate strategies to address them.

*Standard #9: Professional Learning and Ethical Practice. The teacher engages in ongoing professional learning and uses evidence to continually evaluate his/her practice, particularly the effects of his/her choices and actions on others (learners, families, other professionals, and the community), and adapts practice to meet the needs of each learner.*

**Knowledge**

1. The teacher has and maintains professional knowledge and skills in the field of computer science and readiness to apply it.

**Performance**

1. The teacher participates in, promotes, and models ongoing professional development and life-long learning relating to computer science and computer science education.

**STATE DEPARTMENT OF EDUCATION  
NOVEMBER 30, 2015**

2. The teacher identifies and participates in professional computer science education societies, organizations, and groups that provide professional growth opportunities and resources.
3. The teacher demonstrates knowledge of evolving social and research issues relating to computer science and computer science education.

*Standard #10: Leadership and Collaboration. The teacher seeks appropriate leadership roles and opportunities to take responsibility for student learning, to collaborate with learners, families, colleagues, other school professionals, and community members to ensure learner growth, and to advance the profession.*

**Knowledge**

1. The teacher understands the process and value of partnerships with industry and other organizations.

**Performance**

1. The teacher is active in the professional computer science and industrial community.

**Idaho Standards for Blended Early Childhood Education/  
Early Childhood Special Education Teachers**

All teacher candidates are expected to meet the Idaho Core Teacher Standards and the standards specific to their discipline area(s) at the “acceptable” level or above. Additionally, all teacher candidates are expected to meet the requirements defined in State Board Rule (08.02.02: Rules Governing Uniformity).

The following knowledge and performance statements for the Blended Early Childhood/Early Childhood Special Education Teacher Standards are widely recognized, but not all-encompassing or absolute, indicators that teacher candidates have met the standards. The evidence validating candidates’ ability to demonstrate these standards shall be collected from a variety of settings including, but not limited to, courses, practicum, and field experiences. It is the responsibility of a teacher preparation program to use indicators in a manner that is consistent with its conceptual framework and that assures attainment of the standards.

An important component of the teaching profession is a candidate’s disposition. Professional dispositions are how the candidate views the teaching profession, their content area, and/or students and their learning. Every teacher preparation program at each institution is responsible for establishing and promoting a comprehensive set of guidelines for candidate dispositions.

The characteristics of development and learning of young children are integrally linked and different from those of older children and adults. Thus, programs serving young children should be structured to support those unique developmental and learning characteristics. The early childhood educator will extend, adapt, and apply knowledge gained in the professional education core for the benefit of children from birth through grade three.

***Standard #1: Learner Development. The teacher understands how learners grow and develop, recognizing that patterns of learning and development vary individually within and across the cognitive, linguistic, social, emotional, and physical areas, and designs and implements developmentally appropriate and challenging learning experiences.***

**Knowledge**

1. The early childhood educator knows that family systems are inextricably tied to child development.
2. The early childhood educator understands the typical and atypical development of infants’ and children’s attachments and relationships with primary caregivers.
3. The early childhood educator understands how learning occurs and that children’s development influences learning and instructional decisions.
4. The early childhood educator understands pre-, peri-, and postnatal development and factors, such as biological and environment conditions that affect children’s development and learning.

**STATE DEPARTMENT OF EDUCATION  
NOVEMBER 30, 2015**

5. The early childhood educator understands the developmental consequences of toxic (strong, frequent, and/or prolonged) stress, trauma, protective factors and resilience, and the consequences on the child's mental health.
6. The early childhood educator understands the importance of supportive relationships on the child's learning, emotional, and social development.
7. The early childhood educator understands the role of adult-child relationships in learning and development.

**Performance**

1. The early childhood educator identifies pre-, peri-, and postnatal development and factors, such as biological and environment conditions that affect children's development and learning.
2. The early childhood educator collaborates with parents, families, specialists and community agencies to identify and implement strategies to minimize the developmental consequences of toxic (strong, frequent, and/or prolonged) stress and trauma, while increasing protective factors and resilience.
3. The early childhood educator establishes and maintains positive interactions and relationships with the child.

***Standard #2: Learning Differences. The teacher uses understanding of individual differences and diverse cultures and communities to ensure inclusive learning environments that enable each learner to meet high standards.***

**Knowledge**

1. The early childhood educator understands the continuum of medical care for premature development, low birth weight, children who are medically fragile, and children with special health care needs, and knows the concerns and priorities associated with these medical conditions as well as their implications on child development and family resources.
2. The early childhood educator understands variations of beliefs, traditions, and values across cultures and the effect of these on the relationships among the child, family, and their environments.
3. The early childhood educator knows the characteristics of typical and atypical development and their educational implications and effects on participation in educational and community environments.
4. The early childhood educator knows how to access information regarding specific children's needs and disability-related issues (e.g. medical, support, service delivery).

**STATE DEPARTMENT OF EDUCATION  
NOVEMBER 30, 2015**

5. The early childhood educator knows about and understands the purpose of assistive technology in facilitating individual children's learning differences, and to provide access to an inclusive learning environment.

**Performance**

1. The early childhood educator locates, uses, and shares information about the methods for the care of children who are medically fragile and children with special health care needs, including the effects of technology and various medications on the educational, cognitive, physical, social, and emotional behavior of children with disabilities.
2. The early childhood educator adapts learning, language, and communication strategies for the developmental age and stage of the child, and as appropriate identifies and uses assistive technology.

***Standard #3: Learning Environments. The teacher works with others to create environments that support individual and collaborative learning, and that encourage positive social interaction, active engagement in learning, and self-motivation.***

**Knowledge**

1. The early childhood educator understands the importance and use of routines as a teaching strategy.
2. The early childhood educator knows that physically and psychologically safe and healthy learning environments promote security, trust, attachment, and mastery motivation in children.
3. The early childhood educator understands applicable laws, rules, and regulations regarding behavior management planning and plan implementation for children with disabilities.
4. The early childhood educator understands principles of guidance (co-regulation, self-monitoring, and emotional regulation), applied behavioral analysis and ethical considerations inherent in behavior management.
5. The early childhood educator understands crisis prevention and intervention practices relative to the setting, age, and developmental stage of the child.
6. The early childhood educator knows a variety of strategies and environmental designs that facilitate a positive social and behavioral climate.
7. The early childhood educator understands that the child's primary teacher is the parent.
8. The early childhood educator understands appropriate use of evidence-based practices that support development at all stages.

**Performance**

1. The early childhood educator promotes opportunities for all children in natural and inclusive settings.
2. The early childhood educator embeds learning objectives within everyday routines and activities.
3. The early childhood educator creates an accessible learning environment, including the use of assistive technology.
4. The early childhood educator provides training and supervision for the classroom paraprofessional, aide, volunteer, and peer tutor.
5. The early childhood educator creates an environment that encourages self-advocacy and increased independence.
6. The early childhood educator plans and implements intervention consistent with the needs of children.
7. The early childhood educator conducts functional behavior assessments and develops positive behavior supports, and creates behavior intervention plans.
8. In collaboration with the parent, the early childhood educator applies evidence-based strategies that support development at all stages in home, community, and classroom environments.

***Standard #4: Content Knowledge. The teacher understands the central concepts, tools of inquiry, and structures of the discipline(s) he or she teaches and creates learning experiences that make the discipline accessible and meaningful for learners to assure mastery of the content.***

**Knowledge**

1. The early childhood educator knows how children integrate domains of development (language, cognition, social and emotional, physical, and self-help) as well as traditional content areas of learning (e.g., literacy, mathematics, science, health, safety, nutrition, social studies, art, music, drama, movement).
2. The early childhood educator understands theories, history, and models that provide the basis for early childhood education and early childhood special education practices as identified in the National Association for the Education of Young Children (NAEYC) Standards for Early Childhood Professional Preparation Programs and the Council for Exceptional Children/Division of Early Childhood (CEC/DEC) Preparation Standards.
3. The early childhood educator understands the process of self-regulation that assists children to identify and cope with emotions.

**STATE DEPARTMENT OF EDUCATION  
NOVEMBER 30, 2015**

4. The early childhood educator understands speech and language acquisition processes in order to support emergent literacy, including pre-linguistic communication and language development.
5. The early childhood educator understands the elements of play and how play assists children in learning.
6. The early childhood educator understands nutrition and feeding relationships so children develop essential and healthy eating habits.
7. The early childhood educator understands that children are constructing a sense of self, expressing wants and needs, and understanding social interactions that enable them to be involved in friendships, cooperation, and effective conflict resolutions.
8. The early childhood educator understands the acquisition of self-help skills that facilitate the child's growing independence (e.g., toileting, dressing, grooming, hygiene, eating, sleeping).
9. The early childhood educator understands the comprehensive nature of children's wellbeing in order to create opportunities for developing and practicing skills that contribute to healthful living and enhanced quality of life.
10. The early childhood educator has deep knowledge of the state-adopted early learning guidelines/standards and developmental indicators.

**Performance**

1. The early childhood educator demonstrates the application of theories and educational models in early childhood education and special education practices.
2. The early childhood educator applies developmentally appropriate practices to facilitate growth towards developmental milestones and emerging foundational skills.
3. The early childhood educator differentiates practices for the acquisition of skills in English language arts, science, mathematics, social studies, the arts, health, safety, nutrition, and physical education for children from birth through age 2, ages 3-5, and grades K-3.

***Standard #5: Application of Content. The teacher understands how to connect concepts and use differing perspectives to engage learners in critical thinking, creativity, and collaborative problem solving related to authentic local and global issues.***

**Knowledge**

1. The early childhood educator understands critical developmental processes and knows how to facilitate the growth and development of children birth through age 8.

**STATE DEPARTMENT OF EDUCATION  
NOVEMBER 30, 2015**

2. The early childhood educator recognizes the role that social and emotional development plays in overall development and learning.
3. The early childhood educator knows the multiple factors that contribute to the development of cultural competence in young children birth through age 8.
4. The early childhood educator understands how to promote the development of executive functioning in children birth through age 8 (e.g. impulse control, problem solving, exploration).
5. The early childhood educator knows the importance of facilitating emergent literacy and numeracy.
6. The early childhood educator understands the essential functions of play and the role of play in the holistic growth and development of children birth through age 8.

**Performance**

1. The early childhood educator effectively creates and maintains an environment that facilitates overall growth and development of all children (e.g. routines, materials and equipment, schedules, building relationships, assistive technology).
2. The early childhood educator builds positive relationships with children and families and encourages cultural sensitivity among children to foster social and emotional development of all children.
3. The early childhood educator utilizes a play-based curriculum to facilitate the holistic development of all children and fosters the emergence of literacy, numeracy, and cognition.
4. The early childhood educator effectively utilizes explicit instruction to facilitate the development of executive functioning (e.g. impulse control, problem solving, exploration).

***Standard #6: Assessment. The teacher understands and uses multiple methods of assessment to engage learners in their own growth, to monitor learner progress, and to guide the teacher's and learner's decision making.***

**Knowledge**

1. The early childhood educator understands the legal provisions, regulations, guidelines, and ethical concerns regarding assessment of children.
2. The early childhood educator knows that developmentally appropriate assessment procedures reflect children's behavior over time and rely on regular and periodic observations and record keeping of children's everyday activities and performance.
3. The early childhood educator knows the instruments and procedures used to assess children for screening, pre-referral interventions, referral, and eligibility determination for special



**STATE DEPARTMENT OF EDUCATION  
NOVEMBER 30, 2015**

education services or early intervention services for birth to three years.

4. The early childhood educator knows the ethical issues and identification procedures for children with disabilities, including children from culturally and linguistically diverse backgrounds.

**Performance**

1. The early childhood educator assesses all developmental domains (e.g., social and emotional, fine and gross motor, cognition, communication, self-help).
2. The early childhood educator ensures the participation and procedural safeguard rights of the parent/child when determining eligibility, planning, and implementing services.
3. The early childhood educator collaborates with families and professionals involved in the assessment process of children.
4. The early childhood educator conducts an ecological assessment and uses the information to modify various settings as needed and to integrate the children into those setting.
5. The early childhood educator uses a diverse array of assessment strategies to assess children depending on the purpose of assessment (e.g. observation, checklists, norm-referenced).
6. The early childhood educator demonstrates culturally or linguistically diverse assessment practices and procedures used to determine eligibility of a student.

*Standard #7: Planning for Instruction. The teacher plans instruction that supports every student in meeting rigorous learning goals by drawing upon knowledge of content areas, curriculum, cross-disciplinary skills, and pedagogy, as well as knowledge of learners and the community context.*

**Knowledge**

1. The early childhood educator understands theory and research that reflect currently recommended professional practice for engaging with families and children (from birth through age 2, ages 3-5, and grades K-3).
2. The early childhood educator has deep knowledge of the state-adopted early learning guidelines/standards and developmental indicators.

**Performance**

1. The early childhood educator designs meaningful child-initiated inquiry and integrated learning opportunities that are scaffolded for the developmental needs of all children.
2. The early childhood educator assists families in identifying their resources, priorities, and concerns in relation to their children's development and provides information about a range of family-oriented services based on identified resources, priorities, and concerns through

the use of the Individualized Family Service Plans (IFSP) Individualized Education Programs (IEP).

3. The early childhood educator facilitates transitions for children and their families (e.g., hospital, home, Infant/Toddler programs, Head Start, Early Head Start, childcare programs, preschool, primary programs).
4. The early childhood educator analyzes activities and tasks and uses procedures for monitoring children's skill levels and progress.
5. The early childhood educator evaluates children's skill development in relation to developmental norms and state-adopted standards.

***Standard #8: Instructional Strategies. The teacher understands and uses a variety of instructional strategies to encourage learners to develop deep understanding of content areas and their connections, and to build skills to apply knowledge in meaningful ways.***

**Knowledge**

1. The early childhood educator knows the characteristics of physical environments that must vary to support the learning of children from birth through age 2, ages 3-5, and grades K-3 (e.g., schedule, routines, transitions).
2. The early childhood educator understands the breadth and application of low and high assistive technology to support instructional assessment, planning, and delivery of instruction.

**Performance**

1. The early childhood educator uses developmentally appropriate methods to help children develop intellectual curiosity, solve problems, and make decisions (e.g., child choice, play, small group projects, open-ended questioning, group discussion, problem solving, cooperative learning, inquiry and reflection experiences).
2. The early childhood educator uses evidence-based instructional strategies (e.g., child choice, play, differentiation, direct instruction, scaffolding) that support both child-initiated and adult-directed activities.

***Standard #9: Professional Learning and Ethical Practice. The teacher engages in ongoing professional learning and uses evidence to continually evaluate his/her practice, particularly the effects of his/her choices and actions on others (learners, families, other professionals, and the community), and adapts practice to meet the needs of each learner.***

**Knowledge**

1. The early childhood educator understands the NAEYC Standards for Early Childhood Professional Preparation and the CEC/DEC Initial Preparation Standards.

**STATE DEPARTMENT OF EDUCATION  
NOVEMBER 30, 2015**

2. The early childhood educator understands the code of ethics of the NAEYC, CEC/DEC, and the Idaho Code of Ethics for Professional Educators.
3. The early childhood educator understands the responsibilities as outlined in the Pre-Service Technology Standards (e.g. digital citizenship and ethical practice).

**Performance**

1. The early childhood educator practices behavior congruent with the NAEYC Standards for Early Childhood Professional Preparation, CEC/DEC Initial Preparation Standards, and the Idaho Code of Ethics for Professional Educators.
2. The early childhood educator practices behavior as outlined in the Pre-Service Technology Standards (e.g. digital citizenship and ethical practice).

*Standard #10: Leadership and Collaboration. The teacher seeks appropriate leadership roles and opportunities to take responsibility for student learning, to collaborate with learners, families, colleagues, other school professionals, and community members to ensure learner growth, and to advance the profession.*

**Knowledge**

1. The early childhood educator knows about state and national professional organizations (e.g., NAEYC and CEC/DEC).
2. The early childhood educator knows family systems theory and its application to the dynamics, roles, and relationships within families and communities.
3. The early childhood educator knows community, state, and national resources available for children and their families.
4. The early childhood educator understands the role and function of the service coordinator and related service professionals in assisting families of children.
5. The early childhood educator knows basic principles of administration, organization, and operation of early childhood programs (e.g., supervision of staff and volunteers, and program evaluation).
6. The early childhood educator knows the rights and responsibilities of parents, students, teachers, professionals, and programs as they relate to children with disabilities.
7. The early childhood educator understands how to effectively communicate and collaborate with children, parents, colleagues, and the community in a professional and culturally sensitive manner.

**Performance**

1. The early childhood educator demonstrates skills in communicating, consulting and partnering with families and diverse service delivery providers (e.g., home services, childcare programs, school, community) to support the child's development and learning.
2. The early childhood educator identifies and accesses community, state, and national resources for children and families.
3. The early childhood educator advocates for children and their families.
4. The early childhood educator creates a manageable system to maintain all program and legal records for children.
5. The early childhood educator encourages and assists families to become active participants in the educational team, including setting instructional goals for and charting progress of children.
6. The early childhood educator demonstrates respect, honesty, caring, and responsibility in order to promote and nurture an environment that fosters these qualities.

## Idaho Standards for Elementary Education Teachers

All teacher candidates are expected to meet the Idaho Core Teacher Standards and the standards specific to their discipline area(s) at the “acceptable” level or above. Additionally, all teacher candidates are expected to meet the requirements defined in State Board Rule (08.02.02: Rules Governing Uniformity).

The following knowledge and performance statements for the Elementary Teacher Standards are widely recognized, but not all-encompassing or absolute, indicators that teacher candidates have met the standards. The evidence validating candidates’ ability to demonstrate these standards shall be collected from a variety of settings including, but not limited to, courses, practicum, and field experiences. It is the responsibility of a teacher preparation program to use indicators in a manner that is consistent with its conceptual framework and that assures attainment of the standards.

An important component of the teaching profession is a candidate’s disposition. Professional dispositions are how candidates view the teaching profession, their content area, and/or students and their learning. Every teacher preparation program at each institution is responsible for establishing and promoting a comprehensive set of guidelines for candidate dispositions.

*\*This language was written by a committee of content experts and has been adopted verbatim.*

***Standard 1: Knowledge of Subject Matter - The teacher understands the central concepts, tools of inquiry, and structures of the discipline taught and creates learning experiences that make these aspects of subject matter meaningful for students.***

### **Knowledge**

1. The teacher understands concepts of language arts and child development in order to teach reading, writing, speaking, viewing, listening, and thinking skills and to help students successfully apply their developing skills to many different situations, materials, and ideas.
2. The teacher understands the importance of providing a purpose and context to use the communication skills taught across the curriculum.
3. The teacher understands how children learn language, the basic sound structure of language, semantics and syntactics, diagnostic tools, and test data to improve student reading ability.
4. The teacher understands the fundamental concepts and the need to integrate STEM disciplines including physical, life, and earth and space Sciences, Technology, Engineering, and Mathematics as well as the applications of STEM disciplines to technology, personal and social perspectives, history, unifying concepts, and inquiry processes used in the discovery of new knowledge.

**STATE DEPARTMENT OF EDUCATION  
NOVEMBER 30, 2015**

5. The teacher understands major concepts, procedures, and reasoning processes of mathematics that define number systems and number sense, computation, geometry, measurement, statistics and probability, and algebra in order to foster student understanding and use of patterns, quantities, and spatial relationships that represent phenomena, solve problems, and manage data. The teacher understands the relationship between inquiry and the development of mathematical thinking and reasoning.
6. The teacher knows the major concepts and modes of inquiry for social studies: the integrated study of history, geography, government/civics, economics, social/cultural and other related areas to develop students' abilities to make informed decisions as global citizens of a culturally diverse, democratic society and interdependent world.
7. The teacher understands the content, functions, aesthetics, and achievements of the arts, such as dance, music, theater, and visual arts as avenues for communication, inquiry, and insight.
8. The teacher understands the comprehensive nature of students' physical, intellectual, social, and emotional well-being in order to create opportunities for developing and practicing skills that contribute to overall wellness.
9. The teacher understands human movement and physical activities as central elements for active, healthy lifestyles and enhanced quality of life.
10. The teacher understands connections across curricula and within a discipline among concepts, procedures, and applications. Further, the teacher understands its use in motivating students, building understanding, and encouraging application of knowledge, skills, and ideas to real life issues and future career applications.
11. The teacher understands the individual and interpersonal values of respect, caring, integrity, and responsibility that enable students to effectively and appropriately communicate and interact with peers and adults.

**Performance**

1. The teacher models the appropriate and accurate use of language arts.
2. The teacher demonstrates competence in language arts, reading, STEM disciplines, social studies, the arts, health education, and physical education. Through inquiry the teacher facilitates thinking and reasoning.
3. The teacher provides a purpose and context to use the communication skills taught. The teacher integrates these communication skills across the curriculum.
4. The teacher conceptualizes, develops, and implements a balanced curriculum that includes language arts, reading, STEM disciplines, social studies, the arts, health education, and physical education.

5. Using his/her integrated knowledge of the curricula, the teacher motivates students, builds understanding, and encourages application of knowledge, skills, and ideas to real life issues, democratic citizenship, and future career applications.
6. The teacher models respect, integrity, caring, and responsibility in order to promote and nurture a school environment that fosters these qualities.

***Standard 2: Knowledge of Human Development and Learning - The teacher understands how students learn and develop, and provides opportunities that support their intellectual, social, and personal development.***

**Knowledge**

1. The teacher understands that young children's and early adolescents' literacy and language development influence learning and instructional decisions.
2. The teacher understands the cognitive processes of attention, memory, sensory processing, and reasoning, and recognizes the role of inquiry and exploration in developing these abilities.

**Performance**

1. The teacher designs instruction and provides opportunities for students to learn through inquiry and exploration.

***Standard 3: Modifying Instruction for Individual Needs - The teacher understands how students differ in their approaches to learning and creates instructional opportunities to meet students' diverse needs and experiences.***

**Knowledge**

1. The teacher understands the necessity of appropriately and effectively collaborating with grade level peers, school intervention teams, parents/guardians, and community partners to meet differentiated needs of all learners.
2. The teacher understands that there are multiple levels of intervention and recognizes the advantages of beginning with the least intrusive.

**Performance**

1. The teacher appropriately and effectively collaborates with grade level peers, school intervention teams, parents/guardians, and community partners to meet differentiated needs of all learners.
2. The teacher systematically progresses through the multiple levels of intervention, beginning with the least intrusive.

***Standard 4: Multiple Instructional Strategies - The teacher understands and uses a variety of instructional strategies to develop student learning.***

*Standard 5: Classroom Motivation and Management Skills - The teacher understands individual and group motivation and behavior and creates a learning environment that encourages positive social interaction, active engagement in learning, and self-motivation.*

**Knowledge**

1. The teacher understands the importance of teaching and re-teaching classroom expectations.
2. The teacher recognizes the importance of positive behavioral supports and the need to use multiple levels of intervention to support and develop appropriate behavior.

**Performance**

1. The teacher consistently models and teaches classroom expectations.
2. The teacher utilizes positive behavioral supports and multiple levels of intervention to support and develop appropriate behavior.

*Standard 6: Communication Skills - The teacher uses a variety of communication techniques to foster learning and communication skills in the classroom.*

*Standard 7: Instructional Planning Skills - The teacher plans and prepares instruction based on knowledge of subject matter, students, the community, curriculum goals, and instructional strategies.*

*Standard 8: Assessment of Student Learning - The teacher understands, uses, and interprets formal and informal assessment strategies to evaluate and advance student performance and to determine teaching effectiveness.*

*Standard 9: Professional Commitment and Responsibility - The teacher understands, uses, and interprets formal and informal assessment strategies to evaluate and advance student performance and to determine teaching effectiveness.*

*Principle 10: Partnerships - The teacher interacts in a professional, effective manner with colleagues, parents, and other members of the community to support students' learning and well-being.*



## Idaho Standards for Engineering Teachers

All teacher preparation programs are expected to meet the Idaho Core Teacher Standards and the standards specific to their discipline area(s). Additionally, all teacher candidates are expected to meet the requirements defined in State Board Rule (08.02.02: Rules Governing Uniformity).

The following knowledge and performance statements for the Engineering Teacher Standards are widely recognized, but not all-encompassing or absolute, indicators that teacher preparation programs have met the standards. The evidence validating candidates' ability to demonstrate these standards shall be collected from a variety of settings including, but not limited to, courses, practicum, and field experiences. It is the responsibility of a teacher preparation program to use indicators in a manner that is consistent with its conceptual framework and that assures attainment of the standards.

An important component of the teaching profession is a candidate's disposition. Professional dispositions are how candidates view the teaching profession, their content area, and/or students and their learning. Every teacher preparation program at each institution is responsible for establishing and promoting a comprehensive set of guidelines for candidate dispositions.

***Standard #1: Learner Development. The teacher understands how learners grow and develop, recognizing that patterns of learning and development vary individually within and across the cognitive, linguistic, social, emotional, and physical areas, and designs and implements developmentally appropriate and challenging learning experiences.***

### **Knowledge**

1. The teacher understands how to design developmentally appropriate engineering activities and assignments.

### **Performance**

1. The teacher designs and implements developmentally appropriate engineering activities and assignments.

***Standard #2: Learning Differences. The teacher uses understanding of individual differences and diverse cultures and communities to ensure inclusive learning environments that enable each learner to meet high standards.***

### **Knowledge**

1. The teacher understands students with exceptional needs, including those associated with disabilities and giftedness, and knows how to use strategies and resources to address those needs.
2. The teacher understands how and when to provide appropriate accommodations that allow students to access academic content.

**Performance**

1. The teacher collaborates with other area specialists to distinguish between issues of learning disabilities and giftedness.
2. The teacher provides appropriate accommodations that allow students to access academic content.

*Standard #3: Learning Environments. The teacher works with others to create environments that support individual and collaborative learning, and that encourage positive social interaction, active engagement in learning, and self-motivation.*

**Knowledge**

1. The teacher understands the principles of effective classroom management (e.g., strategies that promote positive relationships, cooperation, conflict resolution, and purposeful learning).
2. The teacher understands the principles of motivation, both extrinsic and intrinsic, and human behavior.
3. The teacher knows the components of an effective classroom management plan.
4. The teacher understands how social groups function and influence individuals, and how individuals influence groups.
5. The teacher understands how participation, structure, and leadership promote democratic values in the classroom.
6. The teacher understands the relationship between classroom management, school district policies, building rules, and procedures governing student behavior.

**Performance**

1. The teacher recognizes factors and situations that are likely to promote or diminish intrinsic motivation and knows how to help students become self-motivated.
2. The teacher establishes a positive and safe climate in the classroom and laboratory, as well as participates in maintaining a healthy environment in the school as a whole.
3. The teacher designs and implements a classroom management plan that maximizes class productivity by organizing, allocating, and managing the resources of time, space, and activities, as well as clearly communicating curriculum goals and learning objectives.
4. The teacher utilizes a classroom management plan consistent with school district policies, building rules, and procedures governing student behavior.
5. The teacher creates a learning community in which students assume responsibility for themselves and one another, participate in decision-making, work collaboratively and

independently, resolve conflicts, and engage in purposeful learning activities.

6. The teacher organizes, prepares students for, and monitors independent and group work that allows for the full and varied participation of all individuals.
7. The teacher engages students in individual and cooperative learning activities that helps the students develop the motivation to achieve (e.g., relating lessons to real-life situations, allowing students to have choices in their learning, and leading students to ask questions and pursue problems that are meaningful to them).
8. The teacher analyzes the classroom environment, making adjustments to enhance social relationships, student self-motivation and engagement, and productive work.

***Standard #4: Content Knowledge. The teacher understands the central concepts, tools of inquiry, and structures of the discipline(s) he or she teaches and creates learning experiences that make the discipline accessible and meaningful for learners to assure mastery of the content.***

**Knowledge**

1. The teacher understands the principles and concepts of engineering design.
2. The teacher understands the role of mathematics in engineering design and analysis.
3. The teacher understands the role of natural and physical sciences in engineering design and analysis.
4. The teacher understands the ethical issues and practices of the engineering profession.
5. The teacher understands the importance of team dynamics and project management in engineering projects.

**Performance**

1. The teacher applies the principles and concepts of engineering design in the solution of an engineering design problem.
2. The teacher can demonstrate the effects engineering has on the society, the environment and the global community.
3. The teacher is able to work in a learning community/project team.

***Standard #5: Application of Content. The teacher understands how to connect concepts and use differing perspectives to engage learners in critical thinking, creativity, and collaborative problem solving related to authentic local and global issues.***

**Knowledge**

1. The teacher understands the communication needs of diverse learners.

**STATE DEPARTMENT OF EDUCATION  
NOVEMBER 30, 2015**

2. The teacher knows how to use a variety of communication tools (e.g., audio-visual technology, computers, and the Internet) to support and enrich learning opportunities.
3. The teacher understands strategies for promoting student communication skills.
4. The teacher knows the symbols, terminology, and notations specific to engineering.
5. The teacher recognizes the importance of oral and written communication in the engineering discipline.

**Performance**

1. The teacher is a thoughtful and responsive listener.
2. The teacher adjusts communication so that it is developmentally and individually appropriate.
3. The teacher models effective communication strategies in conveying ideas and information and in asking questions to stimulate discussion and promote higher-order thinking.
4. The teacher supports and expands student skills in speaking, writing, reading, listening, and in using other mediums, consistent with engineering practices.
5. The teacher demonstrates the ability to communicate effectively orally and in writing.
6. The teacher adjusts communication in response to cultural differences (e.g., appropriate use of eye contact and interpretation of body language).
7. The teacher uses a variety of communication tools (e.g., audio-visual technologies, computers, and the Internet) to support and enrich learning opportunities.
8. The teacher uses the symbols, terminology, and notations specific to engineering.

***Standard #6: Assessment. The teacher understands and uses multiple methods of assessment to engage learners in their own growth, to monitor learner progress, and to guide the teacher's and learner's decision making.***

**Knowledge**

1. The teacher understands the purposes of formative and summative assessment and evaluation.
2. The teacher knows how to use multiple strategies to assess individual student progress.
3. The teacher understands the characteristics, design, purposes, advantages, and limitations of different types of assessment strategies.

**STATE DEPARTMENT OF EDUCATION  
NOVEMBER 30, 2015**

4. The teacher knows how to use assessments in designing and modifying instruction.
5. The teacher knows how to select, construct, and use assessment strategies and instruments appropriate to students to measure engineering learning outcomes.
6. The teacher understands measurement theory and assessment-related concepts such as validity, reliability, bias, and scoring.
7. The teacher knows how to communicate assessment information and results to students, parents, colleagues, and stakeholders.
8. The teacher knows how to apply technology to facilitate effective assessment and evaluation strategies.

**Performance**

1. The teacher selects, constructs, and uses a variety of formal and informal assessment techniques to enhance the knowledge of individual students, evaluate student performance and progress, and modify teaching and learning strategies.
2. The teacher uses multiple assessment strategies to measure students' current level of performance in relation to curriculum goals and objectives.
3. The teacher appropriately uses assessment strategies to allow students to become aware of their strengths and needs and to encourage them to set personal goals for learning.
4. The teacher monitors student assessment data and adjusts instruction accordingly.
5. The teacher maintains records of student work and performance, and communicates student progress to students, parents, colleagues, and stakeholders.

***Standard #7: Planning for Instruction. The teacher plans instruction that supports every student in meeting rigorous learning goals by drawing upon knowledge of content areas, curriculum, cross-disciplinary skills, and pedagogy, as well as knowledge of learners and the community context.***

**Knowledge**

1. The teacher understands how to apply knowledge regarding subject matter, learning theory, instructional strategies, curriculum development, and child and adolescent development to meet curriculum goals.
2. The teacher knows how to take into account such elements as instructional materials, individual student interests, needs, aptitudes, and community resources in planning instruction that creates an effective bridge between curriculum goals and student learning.
3. The teacher knows when and how to adjust plans to maximize student learning.

**STATE DEPARTMENT OF EDUCATION  
NOVEMBER 30, 2015**

4. The teacher understands how curriculum alignment across grade levels and disciplines maximizes learning.

**Performance**

1. The teacher designs an engineering curriculum that aligns with high school and postsecondary engineering curricula.
2. The teacher designs curriculum to meet community and industry expectations.
3. The teacher, as an individual and a member of a team, selects and creates learning experiences that are appropriate for curriculum goals, relevant to students, and based on principles of effective instruction and performance modes.
4. The teacher creates short-range and long-range instructional plans, lessons, and activities that are differentiated to meet the developmental and individual needs of diverse students.
5. The teacher responds to unanticipated sources of input by adjusting plans to promote and capitalize on student performance and motivation.
6. The teacher develops and utilizes student assessments that align with curriculum goals and objectives.
7. The teacher modifies instructional plans based on student assessment and performance data.
8. The teacher integrates multiple perspectives into instructional planning, with attention to students' personal, family, and community experiences and cultural norms.
9. The teacher uses information from students, parents, colleagues, and school records to assist in planning instruction to meet individual student needs.

***Standard #8: Instructional Strategies. The teacher understands and uses a variety of instructional strategies to encourage learners to develop deep understanding of content areas and their connections, and to build skills to apply knowledge in meaningful ways.***

**Knowledge**

1. The teacher understands how instructional strategies impact processes associated with various kinds of learning.
2. The teacher understands the techniques and applications of various instructional strategies (e.g., cooperative learning, project-based learning, problem-based learning, direct instruction, discovery learning, whole group discussion, independent study, interdisciplinary instruction, manipulatives).
3. The teacher knows how to enhance learning through the use of a wide variety of materials, human resources, and technology.

**STATE DEPARTMENT OF EDUCATION  
NOVEMBER 30, 2015**

4. The teacher knows how to apply integrative STEM pedagogy.

**Performance**

1. The teacher evaluates methods for achieving learning goals and chooses various teaching strategies, materials, and technologies to meet instructional purposes and student needs.
2. The teacher uses multiple teaching and learning strategies to engage students in learning.
3. The teacher uses a variety of instructional tools and resources.
4. The teacher develops learning activities that integrate content from science, technology, engineering, arts, and mathematic disciplines.
5. The teacher uses practitioners from industry and the public sector as appropriate for the content area.
6. The teacher develops a scope and sequence of instruction related to the students' prior knowledge.

***Standard #9: Professional Learning and Ethical Practice. The teacher engages in ongoing professional learning and uses evidence to continually evaluate his/her practice, particularly the effects of his/her choices and actions on others (learners, families, other professionals, and the community), and adapts practice to meet the needs of each learner.***

**Knowledge**

1. The teacher is knowledgeable about the different career opportunities for engineering.
2. The teacher knows the Code of Ethics for Idaho Professional Educators.
3. The teacher knows a variety of self-assessment strategies for reflecting on the practice of teaching.
4. The teacher is aware of the personal biases that affect teaching and knows the importance of presenting issues with objectivity, fairness, and respect.
5. The teacher knows where to find and how to access professional resources on teaching and subject matter.
6. The teacher understands the need for professional activity and collaboration beyond the school.
7. The teacher knows about professional organizations within education and his/her discipline.
8. The teacher understands the dynamics of change and recognizes that the field of education is not static.

**STATE DEPARTMENT OF EDUCATION  
NOVEMBER 30, 2015**

9. The teacher knows how to use educational technology to enhance productivity and professionalism.

**Performance**

1. The teacher practices behavior congruent with The Code of Ethics for Idaho Professional Educators.
2. The teacher adheres to local, state, and federal laws.
3. The teacher uses a variety of sources for evaluating his/her teaching (e.g., classroom observation, student achievement data, information from parents and students, and research).
4. The teacher uses self-reflection as a means of improving instruction.
5. The teacher participates in meaningful professional development opportunities in order to learn current, effective teaching practices.
6. The teacher stays abreast of professional literature, consults colleagues, and seeks other resources to support development as both a learner and a teacher.
7. The teacher engages in professional discourse about subject matter knowledge and pedagogy.
8. The teacher uses educational technology to enhance productivity and professionalism.

***Standard #10: Leadership and Collaboration. The teacher seeks appropriate leadership roles and opportunities to take responsibility for student learning, to collaborate with learners, families, colleagues, other school professionals, and community members to ensure learner growth, and to advance the profession.***

**Knowledge**

1. The teacher is aware of community issues and needs for design opportunities.
2. The teacher is aware of the importance of professional learning communities.

**Performance**

1. The teacher is able to adapt lessons to address community needs using the engineering design process.
2. The teacher actively seeks out and utilizes community resources to create engaging learning opportunities.
3. The teacher collaborates with other teachers across disciplines, as well as community partners.



## Glossary

**Engineering:** The profession in which knowledge of the mathematical and natural sciences gained by study, experience, and practice is applied with judgment to develop ways to utilize economically the materials and forces of nature for the benefit of mankind.

**Engineering Design Process:** A systematic problem-solving strategy, with criteria and constraints, used to develop many possible solutions to solve or satisfy human needs or wants and to narrow down the possible solutions to one final choice.

**Engineering Technology:** The part of the technological field that requires the application of scientific and engineering knowledge and methods combined with technical skills in support of engineering activities; it lies in the occupational spectrum between the craftsman and the engineer at the end of the spectrum closest to the engineer.

**Integrative STEM:** The application of technological/engineering design based pedagogical approaches to intentionally teach content and practices of science and mathematics education concurrently with content and practices of technology/engineering education. Integrative STEM Education is equally applicable at the natural intersections of learning within the continuum of content areas, educational environments, and academic levels.

**Technology:** Technology comprises the entire system of people and organizations, knowledge, processes, and devices that go into creating and operating technological artifacts, as well as the artifacts themselves.

## Idaho Standards for English Language Arts Teachers

All teacher candidates are expected to meet the Idaho Core Teacher Standards and the standards specific to their discipline area(s) at the “acceptable” level or above. Additionally, all teacher candidates are expected to meet the requirements defined in State Board Rule (08.02.02: Rules Governing Uniformity).

The following knowledge and performance statements for the English Language Arts Teacher Standards are widely recognized, but not all-encompassing or absolute, indicators that teacher candidates have met the standards. The evidence validating candidates’ ability to demonstrate these standards shall be collected from a variety of settings including, but not limited to, courses, practicum, and field experiences. It is the responsibility of a teacher preparation program to use indicators in a manner that is consistent with its conceptual framework and that assures attainment of the standards.

An important component of the teaching profession is a candidate’s disposition. Professional dispositions are how the candidate views the teaching profession, their content area, and/or students and their learning. Every teacher preparation program at each institution is responsible for establishing and promoting a comprehensive set of guidelines for candidate dispositions.

*\* These standards were aligned to the 2011 InTASC Model Core Teaching Standards and the 2012 NCTE/NCATE Standards for Initial Preparation of Teachers of Secondary English Language Arts. The language was written by a committee of content experts and has been adopted verbatim.*

***Standard 1: Learner Development - The teacher understands how learners grow and develop, recognizing that patterns of learning and development vary individually within and across the cognitive, linguistic, social, emotional, and physical areas, and designs and implements developmentally appropriate and challenging learning experiences.***

### **Performance**

1. Candidates demonstrate knowledge of developmental levels in reading, writing, listening, viewing, and speaking and plan for developmental stages and diverse ways of learning.
2. Candidates demonstrate knowledge about how adolescents read and make meaning of a wide range of texts (e.g. literature, poetry, informational text, and digital media).
3. Candidates demonstrate knowledge about how adolescents compose texts in a wide range of genres and formats including digital media.

***Standard 2: Learning Difference - The teacher uses understanding of individual differences and diverse cultures and communities to ensure inclusive learning environments that enable each learner to meet high standards.***

**Performance**

1. Candidates demonstrate knowledge of theories and research needed to plan and implement instruction responsive to students' local, national and international histories, individual identities (e.g., race, ethnicity, gender expression, age, appearance, ability, spiritual belief, sexual orientation, socioeconomic status, and community environment), and languages/dialects as they affect students' opportunities to learn in ELA.
2. Candidates design and/or implement instruction that incorporates students' linguistic and cultural backgrounds to enable skillful control over their rhetorical choices and language practices for a variety of audiences and purposes.

***Standard 3: Learning Environments - The teacher works with others to create environments that support individual and collaborative learning, and that encourage positive social interaction, active engagement in learning, and self-motivation.***

**Performance**

1. Candidates use various types of data about their students' individual differences, identities, and funds of knowledge for literacy learning to create inclusive learning environments that contextualize curriculum and instruction and help students participate actively in their own learning in ELA (e.g. workshops, project based learning, guided writing, Socratic seminars, literature circles etc.).

***Standard 4: Content Knowledge - The teacher understands the central concepts, tools of inquiry, and structures of the discipline(s) he or she teaches and creates learning experiences that make the discipline accessible and meaningful for learners to assure mastery of the content.***

**Performance**

1. Candidates demonstrate knowledge and use print and non-print texts, media texts, classic texts and contemporary texts, including young adult—that represent a range of world literatures, historical traditions, genres, and the experiences of different genders, ethnicities, and social classes; they are able to use literary theories to interpret and critique a range of texts.
2. Candidates demonstrate knowledge and use the conventions of English language as they relate to various rhetorical situations (grammar, usage, and mechanics); they apply the concept of dialect and relevant grammar systems (e.g., descriptive and prescriptive); they facilitate principles of language acquisition; they connect the influence of English language history on ELA content and its impact of language on society.
3. Candidates demonstrate knowledge and compose a range of formal and informal texts, taking into consideration the interrelationships among form, audience, context, and purpose; candidates understand that writing involves strategic and recursive processes across multiple stages (e.g. planning, drafting, revising, editing, and publishing); candidates use contemporary technologies and/or digital media to compose multimodal discourse.

**STATE DEPARTMENT OF EDUCATION  
NOVEMBER 30, 2015**

4. Candidates demonstrate knowledge and use strategies for acquiring and applying vocabulary knowledge to general academic and domain specific words as well as unknown terms important to comprehension (reading and listening) or expression (speaking and writing).

***Standard 5: Application of Content - The teacher understands how to connect concepts and use differing perspectives to engage learners in critical thinking, creativity, and collaborative problem solving related to authentic local and global issues.***

**Performance**

1. Candidates design and/or implement instruction related to the strategic use of language conventions (grammar, usage, and mechanics) in the context of students' writing for different audiences, purposes, and modalities.
2. Candidates design and/or implement English language arts and literacy instruction that promotes social justice and critical engagement with complex issues related to maintaining a diverse, inclusive, equitable society.
3. Candidates design and/or implement instruction related to a breadth and depth of texts, purposes, and complexities (e.g., literature, digital, visual, informative, argument, narrative, poetic) that lead to students becoming independent, critical, and strategic readers, writers, speakers, and listeners.
4. Candidates design and/or implement instruction related to speaking and listening that lead to students becoming critical and active participants in conversations and collaborations.

***Standard 6: Assessment - The teacher understands and uses multiple methods of assessment to engage learners in their own growth, to monitor learner progress, and to guide the teacher's and learner's decision making.***

**Performance**

1. Candidates design a range of authentic assessments (e.g., formal and informal, formative and summative) of reading and literature that demonstrate an understanding of how learners develop and that address interpretive, critical, and evaluative abilities in reading, writing, speaking, listening, viewing, and presenting.
2. Candidates design or knowledgeably select appropriate reading assessments in response to student interests, reading proficiencies, and/or reading strategies.
3. Candidates design or knowledgeably select a range of assessments for students that promote their development as writers, are appropriate to the writing task, and are consistent with current research and theory. Candidates respond to students' writing throughout the students' writing processes in ways that engage students' ideas and encourage their growth as writers over time.

4. Candidates differentiate instruction based on multiple kinds of assessments of learning in English language arts (e.g., students' self-assessments, formal assessments, informal assessments); candidates communicate with students about their performance in ways that actively involve students in their own learning.

***Standard 7: Planning for Instruction - The teacher plans instruction that supports every student in meeting rigorous learning goals by drawing upon knowledge of content areas, curriculum, cross-disciplinary skills, and pedagogy, as well as knowledge of learners and the community context.***

**Performance**

1. Candidates plan instruction which, when appropriate, reflects curriculum integration and incorporates interdisciplinary teaching methods and materials which includes reading, writing, speaking, listening, and language.
2. Candidates plan standards-based, coherent and relevant learning experiences in reading that reflect knowledge of current theory and research about the teaching and learning of reading and that utilize individual and collaborative approaches and a variety of reading strategies.
3. Candidates use their knowledge of theory, research, and practice in English Language Arts to plan standards-based, coherent and relevant composing experiences that utilize individual and collaborative approaches and contemporary technologies and reflect an understanding of writing processes and strategies in different genres for a variety of purposes and audiences.
4. Candidates use their knowledge of theory, research, and practice in English Language Arts to plan standards-based, coherent and relevant learning experiences utilizing a range of different texts—across genres, periods, forms, authors, cultures, and various forms of media—and instructional strategies that are motivating and accessible to all students, including English language learners, students with special needs, students from diverse language and learning backgrounds, those designated as high achieving, and those at risk of failure.

***Standard 8: Instructional Strategies - The teacher understands and uses a variety of instructional strategies to encourage learners to develop deep understanding of content areas and their connections, and to build skills to apply knowledge in meaningful ways.***

**Performance**

1. Candidates plan and implement instruction based on ELA curricular requirements and standards, school and community contexts by selecting, creating, and using a variety of instructional strategies and resources specific to effective literacy instruction, including contemporary technologies and digital media, and knowledge about students' linguistic and cultural backgrounds.

*Standard 9: Professional Learning and Ethical Practice - The teacher engages in ongoing professional learning and uses evidence to continually evaluate his/her practice, particularly the effects of his/her choices and actions on others (learners, families, other professionals, and the community), and adapts practice to meet the needs of each learner.*

**Performance**

1. Candidates model literate and ethical practices in ELA teaching, and engage in a variety of experiences related to ELA and reflect on their own professional practices.

*Standard 10: Leadership and Collaboration - The teacher seeks appropriate leadership roles and opportunities to take responsibility for student learning, to collaborate with learners, families, colleagues, other school professionals, and community members to ensure learner growth, and to advance the profession.*

**Performance**

1. Candidates engage in and reflect on a variety of experiences related to ELA that demonstrate understanding of and readiness for leadership, collaboration, ongoing professional development, and community engagement.

## Idaho Standards for Gifted and Talented Education Professionals

All teacher candidates are expected to meet the Idaho Core Teacher Standards and the standards specific to their discipline area(s) at the “acceptable” level or above. Additionally, all teacher candidates are expected to meet the requirements defined in State Board Rule (08.02.02: Rules Governing Uniformity).

The following knowledge and performance statements for the Gifted and Talented Education Professional Standards are widely recognized, but not all-encompassing or absolute indicators that candidates have met the standards. The evidence validating candidates’ ability to demonstrate these standards shall be collected from a variety of settings including, but not limited to, courses, practicum, and field experiences. It is the responsibility of a preparation program to use indicators in a manner that is consistent with its conceptual framework and that assures attainment of the standards.

The Idaho Standards for Gifted and Talented Education Professionals incorporate the National Association for Gifted Children (NAGC) and the Council for Exceptional Children (CEC) Gifted Educator Preparation Standards (2014).

An important component of the teaching profession is a candidate’s disposition. Professional dispositions are how the candidate views the teaching profession, his/her content area, and/or students and their learning. Every teacher preparation program at each institution is responsible for establishing and promoting a comprehensive set of guidelines for candidate dispositions.

*\* This language was written by a committee of content experts in 2013, and has been adopted verbatim.*

***Standard 1: Learner Development - The teacher understands how learners grow and develop, recognizing that patterns of learning and development vary individually within and across the cognitive, linguistic, social, emotional, and physical areas, and designs and implements developmentally appropriate and challenging learning experiences.***

### **Knowledge**

1. Beginning gifted education professionals understand the variations in learning and development between and among individuals with exceptionalities.
2. Beginning gifted education professionals understand the social and emotional issues of individuals with gifts and talents (e.g., perfectionism, underachievement, risk taking, and asynchronous development).
3. Beginning gifted education professionals understand the theories related to the highly sensitive nature of individuals with gifts and talents.
4. Beginning gifted education professionals understand the moral and ethical challenges of individuals with gifts and talents.

**STATE DEPARTMENT OF EDUCATION  
NOVEMBER 30, 2015**

5. Beginning gifted education professionals understand the need for appropriate social and emotional counseling of individuals with gifts and talents.
6. Beginning gifted education professionals understand the common misconceptions, myths and stereotypes about individuals with gifts and talents.

**Performance**

1. Beginning gifted education professionals demonstrate their knowledge of variations in learning and development between and among individuals with gifts and talents by creating meaningful and challenging learning experiences.
2. Beginning gifted education professionals identify, evaluate, develop, and implement strategies and resources to address the social and emotional needs of individuals with gifts and talents.
3. Beginning gifted education professionals engage students in learning opportunities that develop moral and ethical dispositions.
4. Beginning gifted education professionals advocate for individuals with gifts and talents by debunking common misconceptions, myths and stereotypes associated with giftedness.

**Supporting Explanation for Standard 1:**

From its roots, gifted educators have placed the learning needs of the individual at the center of gifted education instruction. Gifted educators have altered instructional variables to optimize learning for individuals with gifts and talents. Development of expertise begins with a thorough understanding of and respect for similarities and differences in all areas of human growth and development. Like all educators, beginning gifted educators first respect individuals with gifts and talents within the context of human development and Individual learning differences. Not only do beginning gifted educators understand advanced developmental milestones of individuals with gifts and talents from early childhood through adolescence, but they also understand how exceptionalities can interact with development and learning, and modify developmentally appropriate learning environments to provide relevant, meaningful, and challenging learning experiences for individuals with gifts and talents.

*Standard 2: Learning Differences - The teacher uses understanding of individual differences and diverse cultures and communities to ensure inclusive learning environments that enable each learner to meet high standards.*

**Knowledge**

1. Beginning gifted education professionals understand how language, culture, economic status, family background, age, gender, learning disabilities, and other disabilities can influence the learning of individuals with gifts and talents.



**Performance**

1. Beginning gifted education professionals identify and provide appropriate differentiated curriculum that targets individual students' needs with respect to an individual's high performing capabilities in intellectual, creative, specific academic, leadership areas, or ability in the performing or visual arts.
2. Beginning gifted education professionals use understanding of development and individual differences to respond to the needs of individuals with gifts and talents.

**Supporting Explanation for Standard 2:**

Beginning gifted educators understand the variation in characteristics between and among individuals with and without gifts and talents. They know exceptionalities can interact with multiple domains of human development to influence an individual's learning in school, community, and throughout life. Moreover, they understand that the beliefs, traditions, and values across and within cultures can influence relationships among and between students, their families, and the school community. Furthermore, these experiences of individuals with exceptionalities can influence the individual's ability to learn, interact socially, and live as fulfilled contributing members of the community.

Beginning gifted educators are active and resourceful in seeking to understand how primary language, culture, family, and learning disabilities interact with the individual's gifts and talents to influence academic and social abilities, attitudes, values, interests, and career and post-secondary options.

These learning differences and their interactions provide the foundation upon which beginning gifted educators differentiate instruction, create adaptations and instructional support in order to provide developmentally meaningful and challenging learning for individuals with exceptionalities.

***Standard 3: Learning Environments - The teacher works with others to create environments that support individual and collaborative learning, and that encourage positive social interaction, active engagement in learning, and self-motivation.***

**Knowledge**

1. Beginning gifted education professionals understand the elements of safe, inclusive, and culturally responsive learning environments so that individuals with gifts and talents become active and effective learners and develop emotional well-being, positive social interactions, independence, and self-advocacy.

**Performance**

1. Beginning gifted education professionals collaborate with general educators and other colleagues to create safe, inclusive, culturally responsive learning environments that engage individuals with gifts and talents in meaningful learning activities and social interactions. They take into account individual abilities and needs and develop emotional well-being, positive social interactions, independence, and self-advocacy.

2. Beginning gifted education professionals use communication and motivational and instructional interventions to facilitate understanding of subject matter and to teach individuals with gifts and talents how to adapt to different environments and develop leadership skills.
3. Beginning gifted education professionals match their communication methods to an individual's language proficiency and cultural and linguistic differences.

**Supporting Explanation for Standard 3:**

Like all educators, beginning gifted educators develop safe, inclusive, culturally responsive learning environments for all students. They also collaborate with colleagues in general education and other specialized environments that develop students' gifts and talents, engaging them in meaningful learning activities that enhance independence, interdependence, and positive peer-relationships.

Beginning gifted educators modify learning environments for individual needs. Knowledge regarding an individual's language, family, culture, and other significant contextual factors and how they interact with an individual's gifts and talents guides the beginning gifted educator in modifying learning environments and providing for the maintenance and generalization of acquired skills across environments and subjects. They match their communication methods to an individual's language proficiency and cultural and linguistic differences, avoiding discrimination and stereotyping.

Beginning gifted educators structure environments to encourage self-awareness, self-efficacy, self-direction, personal empowerment, leadership, and self-advocacy of individuals with gifts and talents and directly teach them to adapt to the expectations and demands of differing environments.

***Standard 4: Content Knowledge - The teacher understands the central concepts, tools of inquiry, and structures of the discipline(s) he or she teaches and creates learning experiences that make the discipline accessible and meaningful for learners to assure mastery of the content.***

**Knowledge**

1. Beginning gifted education professionals understand the central concepts and structures of the disciplines and tools of inquiry related to the various academic content areas they teach or support.

**Performance**

1. Beginning gifted education professionals organize content knowledge, integrate cross – disciplinary skills, and develop meaningful learning progressions to help individuals with gifts and talents in academic subject matter and specialized content domains.

**Supporting Explanation for Standards 4 & 5:**

The professional knowledge base in general education has made clear that the educators' understanding of the central concepts and structures of the discipline and tools of inquiry related to the academic subject- matter content areas they teach makes a significant difference in student learning. There is good reason to generalize this conclusion to gifted educators.

Within the general curricula, beginning gifted educators demonstrate in their planning and teaching, a solid base of understanding of the theories, central concepts and principles, structures of the discipline, and tools of inquiry of the academic subject-matter content areas they teach so they are able to organize knowledge, integrate cross-disciplinary skills, develop meaningful learning progressions and collaborate with educators in:

- Using assessments to select, adapt, and create materials to differentiate instructional strategies and general and specialized curricula to challenge individuals with gifts and talents.
- Teaching the content of the general or specialized curriculum to individuals with gifts and talents across a wide range of advanced performance levels.
- Designing appropriate learning and performance modifications for individuals with gifts and talents in academic subject matter and specialized content domains that incorporate advanced, conceptually challenging, in-depth, distinctive, and complex content.

Additionally, beginning gifted educators use a variety of specialized curricula to individualize meaningful and challenging learning for individuals with exceptionalities.

***Standard 5: Application of Content - The teacher understands how to connect concepts and use differing perspectives to engage learners in critical thinking, creativity, and collaborative problem solving related to authentic local and global issues.***

**Knowledge**

1. Beginning gifted education professionals understand general and specialized curriculum models to create advanced, conceptually challenging, in-depth, distinctive, and complex learning experiences across a wide range of advanced knowledge and performance levels.
2. Beginning gifted education professionals understand the responsibility of School Districts outlined in Idaho Code 33-2003, as well as the definition of Gifted/Talented Children defined in Idaho Code 33-2001-04 with respect to high performing capabilities in intellectual, creative, specific academic or leadership areas, or ability in the performing or visual arts.

**Performance**

1. Beginning gifted education professionals implement general and specialized curriculum to create advanced, conceptually challenging, in-depth, distinctive, and complex learning experiences across a wide range of advanced knowledge and performance levels.

2. Beginning gifted education professionals implement the components of Idaho Codes 33-2001-04 and 33-2003 with respect to individuals with high performing capabilities in intellectual, creative, specific academic or leadership areas, or ability in the performing or visual arts.

***Standard 6: Assessment - The teacher understands and uses multiple methods of assessment to engage learners in their own growth, to monitor learner progress, and to guide the teacher's and learner's decision making.***

**Knowledge**

1. Beginning gifted education professionals understand the appropriate use and limitations of various types of assessments.
2. Beginning gifted education professionals understand how to select and use technically sound formal and informal assessments that minimize bias.

**Performance**

1. Beginning gifted education professionals use pre-assessment and formative/summative assessments. They select, adapt, and create materials to differentiate strategies and create curricula that challenges and ensures growth of individuals with gifts and talents
2. Beginning gifted education professionals conduct and analyze formal and informal assessments of learning and achievement related to gifted and talented referral/nomination, identification, program planning, and other services for individuals with gifts and talents
3. Beginning gifted education professionals use assessment data to foster and document sustained growth over time of individuals with gifts and talents
4. Beginning gifted education professionals use various types of assessment data to collaborate with families and colleagues to assure appropriate, non-biased, and meaningful assessment to develop long- and short-range goals and objectives
5. Beginning gifted education professionals engage individuals with gifts and talents in assessing the quality of their own learning and performance and in providing feedback to guide them in setting future goals and objectives.

**Supporting Explanation for Standard 6:**

Like all educators, beginning gifted educators understand measurement theory and practice for addressing issues of validity, reliability, norms, bias, and interpretation of assessment results. Beginning gifted educators understand the policies and ethical principles of measurement and assessment related to gifted education referral/nomination, identification, planning, differentiated instruction, learning progress, and services for individuals with gifts and talents, including individuals from culturally and linguistically diverse backgrounds.

Beginning gifted educators understand the appropriate use and limitations of various types of assessments and collaborate with families and other colleagues to assure nonbiased, meaningful assessments and decision-making.

Beginning gifted educators select and use assessment information to support a wide variety of decisions within gifted education. They conduct formal and informal assessments of behavior, learning, achievement, and environments to differentiate the learning experiences and document the growth and development of individuals with gifts and talents. Moreover, they differentiate assessments to identify above level performances and to accelerate and enrich the general curriculum. Beginning gifted educators use available technologies routinely to support their assessments and employ alternative assessments such as performance-based assessment, portfolios, and computer simulations.

Using these data, beginning gifted educators make multiple types of assessment decisions including strategic adaptations and modifications in response to an individuals' constellation of social, linguistic, and learning factors in ways to minimize bias. They also use the results of assessments to develop long- range instructional plans anchored in both general and specialized curricula, and they translate these plans into carefully selected shorter-range goals and objectives to differentiate instruction. Moreover, beginning gifted educators engage individuals with gifts and talents in assessing the quality of their own learning and performance and in providing feedback to guide them in setting future goals and objectives.

Like their general education colleagues, beginning gifted educators regularly monitor the learning progress of individuals with gifts and talents in both general and specialized content and make instructional adjustments based on these data.

***Standard 7: Planning for Instruction - The teacher plans instruction that supports every student in meeting rigorous learning goals by drawing upon knowledge of content areas, curriculum, cross- disciplinary skills, and pedagogy, as well as knowledge of learners and the community context.***

**Knowledge**

1. Beginning gifted education professionals understand the rationale, history, philosophies, theories, definitions, and models of gifted and talented education.
2. Beginning gifted education professionals know principles of evidence-based practice and possess a repertoire of instructional strategies to enhance critical and creative thinking, problem-solving, and performance skills of individuals with gifts and talents.
3. Beginning gifted education professionals understand curriculum design that includes content, process, product, and learning environment to differentiate instruction to meet the needs of individuals with gifts and talents.
4. Beginning gifted education professionals understand how to develop curriculum in the five mandated areas: intellectual, creative, specific academic, leadership, and visual/performing arts.

**Performance**

1. Beginning gifted education professionals select and utilize a repertoire of evidence-based curriculum and instructional strategies to advance the learning of individuals with gifts and talents.
2. Beginning gifted education professionals use technologies to support assessment, planning, and delivery of instruction for individuals with gifts and talents.
3. Beginning gifted education professionals collaborate with families and professional colleagues in selecting, adapting, and using evidence-based strategies to promote challenging learning opportunities in general and specialized curricula.

**Supporting Explanation for Standard 7:**

In the selection, development, and adaptation of learning experiences for individuals with gifts and talents, beginning gifted educators consider an individual’s abilities, interests, learning environments and cultural and linguistic factors to promote positive learning results in general and special curricula. Understanding these factors and curriculum models, as well as the implications of being gifted and talented, guides the educator’s development of scope and sequence plans; selection, adaptation and creation of learning activities; and use of differentiated evidence-based instructional strategies.

Moreover, beginning gifted educators facilitate these actions in a collaborative context that includes individuals with gifts and talents, families, professional colleagues, and personnel from other agencies as appropriate. They are familiar with alternative and augmentative communication systems and are comfortable using technologies to support language and communication, instructional planning and individualized instruction for individuals with exceptionalities.

***Standard 8: Instructional Strategies - The teacher understands and uses a variety of instructional strategies to encourage learners to develop deep understanding of content areas and their connections, and to build skills to apply knowledge in meaningful ways.***

**Knowledge**

1. Beginning gifted education professionals understand a variety of differentiated instructional strategies to advance individuals with gifts and talents.

**Performance**

1. Beginning gifted education professionals use and adapt a repertoire of evidence-based curriculum and instructional strategies to advance the learning of individuals with gifts and talents.
2. Beginning gifted education professionals use technologies to support instruction for individuals with gifts and talents

**STATE DEPARTMENT OF EDUCATION  
NOVEMBER 30, 2015**

3. Beginning gifted education professionals emphasize the development, practice, and transfer of advanced knowledge and skills leading individuals with gifts and talents to become creative and productive citizens.
4. Beginning gifted education professionals use curriculum design that includes content, process, product, and learning environment to address the needs of individuals with gifts and talents.
5. Beginning gifted education professionals develop and deliver curriculum in five mandated areas: intellectual, creative, specific academic, leadership, and visual/performing arts.

**Supporting Explanation for Standard 8:**

Beginning gifted educators possess a repertoire of evidence-based strategies to differentiate and accelerate the curriculum for individuals with gifts and talents. They select, adapt, and use these strategies to promote challenging learning opportunities in general and special curricula and to modify learning environments to enhance self-awareness and self-efficacy for individuals with gifts and talents. They enhance 21<sup>st</sup> Century student outcomes such as critical and creative thinking, problem solving, collaboration, and performance skills in specific domains and allow individuals with gifts and talents opportunities to explore, develop or research their areas of interest or talent. Beginning gifted educators also emphasize the development, practice, and transfer of advanced knowledge and skills across environments throughout the lifespan leading to creative, productive careers in society for individuals with gifts and talents.

*Standard 9: Professional Learning and Ethical Practice - The teacher engages in ongoing professional learning and uses evidence to evaluate continually his/her practice, particularly the effects of his/her choices and actions on others (learners, families, other professionals, and the community), and adapts practice to meet the needs of each learner.*

**Knowledge**

1. Beginning gifted education professionals understand how foundational knowledge, perspectives, and current issues influence professional practice and the education and treatment of individuals with gifts and talents, both in school and society.
2. Beginning gifted education professionals are aware of their own professional development needs and understand the significance of lifelong learning.

**Performance**

1. Beginning gifted education professionals use foundational knowledge of the field and their professional Ethical Principles and Program Standards to inform gifted education practice, to engage in lifelong learning, and to advance the profession.
2. Beginning gifted education professionals model respect for diversity, understanding that diversity is a part of families, cultures, and schools, and that complex human issues can interact with identification of individuals with gifts and talents and the delivery of gifted services.

3. Beginning gifted education professionals advance the gifted education profession through participation in professional activities, learning communities, advocacy, and mentoring.

**Supporting Explanation for Standard 9:**

Beginning gifted educators practice in multiple roles and complex situations across wide age and developmental ranges requiring ongoing attention to legal matters and serious consideration of professional and ethical issues. Ethical principles and Program Standards guide beginning gifted educators. These principles and standards provide benchmarks by which gifted educators practice and evaluate one another professionally.

Beginning gifted educators understand gifted education as an evolving and changing discipline based on philosophies, evidence-based principles and theories, policies, and historical points of view that continue to influence the field of gifted education and the education of and services for individuals with gifts and talents and their families in both school and society. Beginning gifted educators understand how these factors influence professional practice including assessment, instructional planning, services, and program evaluation.

Beginning gifted educators are sensitive to the aspects of diversity relating to individuals with gifts and talents and their families, how human diversity can influence families, cultures, and schools, and how these complex issues can each interact with the delivery of gifted education services. Of special significance is the growth in the number and prevalence of English Language Learners (ELL) and the provision of effective gifted education services for ELL with exceptionalities and their families.

Beginning gifted educators also understand the relationships of the organization of gifted education services to the organization of schools, school systems, and education-related agencies within the country and cultures in which they practice. They are aware of how their own and others' attitudes, behaviors, and ways of communicating can influence their practice, and use this knowledge as a foundation to inform their own personal understandings and philosophies of special education.

Beginning gifted educators engage in professional activities and participate actively in professional learning communities that benefit individuals with gifts and talents, their families, colleagues, and their own professional growth. They view themselves as lifelong learners and regularly reflect on and adjust their practice, and develop and use personalized professional development plans. They plan and engage in activities that foster their professional growth and keep them current with evidence-based practices and know how to recognize their own skill limits and practice within them.

Moreover, educators of the gifted embrace their special role as advocate for individuals with gifts and talents. They promote and advocate for the learning and wellbeing of individuals with gifts and talents across settings and diverse learning experiences.



**STATE DEPARTMENT OF EDUCATION  
NOVEMBER 30, 2015**

*Standard 10: Leadership and Collaboration - The teacher seeks appropriate leadership roles and opportunities to take responsibility for student learning, to collaborate with learners, families, colleagues, other school professionals, and community members to ensure learner growth, and to advance the profession.*

**Knowledge**

1. Beginning gifted education professionals understand the theory and elements of effective collaboration.
2. Beginning gifted education professionals understand the components of a district plan for individuals with gifts and talents, including philosophy, definitions, goals, program options, identification procedures, and evaluation; how to develop a district plan; and the array of program options and services available for individuals with gifts and talents.
3. Beginning gifted education professionals understand effective implementation and evaluation of gifted and talented programs.

**Performance**

1. Beginning gifted education professionals collaborate with families, other educators and related service providers, individuals with gifts and talents, and personnel from community agencies in culturally responsive ways to address the needs of individuals with gifts and talents across a range of learning experiences.
2. Beginning gifted education professionals serve as a collaborative resource to colleagues.
3. Beginning gifted education professionals educate parents, other family members, and colleagues about the social and emotional needs and development of gifted and talented students.
4. Beginning gifted education professionals use collaboration to promote the well-being of individuals with gifts and talents across a wide range of settings and collaborators.
5. Beginning gifted education professionals use a variety of technologies and techniques to facilitate learning and communication.
6. Beginning gifted education professionals educate colleagues, parents/guardians, and others about the common misconceptions, myths, stereotypes, and controversial issues related to gifted and talented education.
7. Beginning gifted education professionals identify and implement extension and acceleration options for individuals with gifts and talents.
8. Beginning gifted education professionals match student needs with appropriate program options and services.

**Supporting Explanation for Standard 10:**

One of the significant changes in education over the past several decades is the rapid growth of collaborative educational teams to address the educational needs of students. The diversity of the students, complexity of curricular demands, growing influence of technology, and the rising targets for learning outcomes in the 21<sup>st</sup> century has created the demand for teams of educators collaborating together to ensure all students are effectively learning challenging curricula.

Beginning gifted educators embrace their role as a resource to colleagues and use the theory and elements of collaboration across a wide range of contexts and collaborators.

They collaborate with their general education and other special education colleagues to create learning environments that meaningfully include individuals with gifts and talents, and that foster cultural understanding, safety and emotional wellbeing, positive social interactions, and active engagement. Additionally, beginning gifted educators use collaboration to facilitate differentiated assessment and instructional planning to advance learning of individuals with gifts and talents across a wide range of settings and different learning experiences. They routinely collaborate with other educators in developing mentorships, internships, and vocational programming experiences to address the needs of individuals with gifts and talents.

Gifted educators have long recognized the positive significance of the active involvement of individuals with gifts and talents and their families in the education process, and gifted educators involve individuals with gifts and talents and their families collaboratively in all aspects of the education of individuals with gifts and talents.

**Glossary**

**General Curricula:**

As used “general curricula,” means the academic content of the general curricula including math, reading, English/language arts, science, social studies, and the arts.

**Specialized Curricula:**

As used “specialized curricula,” means the content of specialized interventions or sets of interventions including but not limited to academic, strategic, communicative, social, emotional, and independent research curricula.

**Special Education Services:**

Special education services are personalized, i.e. individualized, services that appropriately credentialed gifted educators provide directly or indirectly to individuals with exceptionalities.

**Individuals with Exceptionalities:**

Individuals with exceptionalities include individuals with sensory, physical, emotional, social, cognitive differences, developmentally delays, exceptional gifts and talents; and individuals who are or have been abused or neglected; whose needs differ so as to require personalized special education services in addition to or in tandem with educational services available through general education programs and other human service delivery systems.

**Instructional Strategies:**

Instructional strategies as used throughout this document include interventions used in academic and specialized curricula.

## Idaho Standards for Health Teachers

All teacher preparation programs are expected to meet the Idaho Core Teacher Standards and the standards specific to their discipline area(s). Additionally, all teacher candidates are expected to meet the requirements defined in State Board Rule (08.02.02: Rules Governing Uniformity).

The following knowledge and performance statements for the Health Teacher Standards are widely recognized, but not all-encompassing or absolute, indicators that teacher preparation programs have met the standards. The evidence validating candidates' ability to demonstrate these standards shall be collected from a variety of settings including, but not limited to, courses, practicum, and field experiences. It is the responsibility of a teacher preparation program to use indicators in a manner that is consistent with its conceptual framework and that assures attainment of the standards.

An important component of the teaching profession is a candidate's disposition. Professional dispositions are how candidates view the teaching profession, their content area, and/or students and their learning. Every teacher preparation program at each institution is responsible for establishing and promoting a comprehensive set of guidelines for candidate dispositions.

***Standard #1: Learner Development. The teacher understands how learners grow and develop, recognizing that patterns of learning and development vary individually within and across the cognitive, linguistic, social, emotional, and physical areas, and designs and implements developmentally appropriate and challenging learning experiences.***

***Standard #2: Learning Differences. The teacher uses understanding of individual differences and diverse cultures and communities to ensure inclusive learning environments that enable each learner to meet high standards.***

***Standard #3: Learning Environments. The teacher works with others to create environments that support individual and collaborative learning, and that encourage positive social interaction, active engagement in learning, and self-motivation.***

### **Knowledge**

1. The teacher understands developmentally appropriate practices that engage students in health-enhancing behaviors.
2. The teacher knows strategies to help students develop the essential skills necessary to adopt, practice, and maintain health-enhancing behaviors (National Health Education Standards, 2<sup>nd</sup> Edition-American Cancer Society).

### **Performance**

1. The teacher encourages students to incorporate positive health-enhancing behaviors inside and outside the school setting.

**STATE DEPARTMENT OF EDUCATION  
NOVEMBER 30, 2015**

2. The teacher helps students learn and use personal and social behaviors that promote positive relationships (e.g., avoiding abusive relationships, using refusal skills, setting life goals, and making healthy decisions).

***Standard #4: Content Knowledge. The teacher understands the central concepts, tools of inquiry, and structures of the discipline(s) he or she teaches and creates learning experiences that make the discipline accessible and meaningful for learners to assure mastery of the content.***

**Knowledge**

1. The teacher understands Elementary and Secondary methods for teaching health literacy to include the following content areas of health:; Alcohol, Tobacco, & Other Drugs; Nutrition & Physical Activity; Injury Prevention & Safety; Mental, Emotional & Social Health; Prevention & Control of Disease; Consumer & Community Health; Growth, Development & Family Life; and Environmental Health.
2. The teacher understands the following health risk behaviors: Tobacco, Alcohol, and Other Drug use; Sexually Transmitted Diseases (STDs), including sexual behaviors resulting in human immunodeficiency virus (HIV), and unplanned pregnancies; Poor Dietary Behaviors; Lack of or Excessive Physical Activity; and Behaviors resulting in Intentional Injury.
3. The teacher understands the relationship between health education content areas and youth risk behaviors.
4. The teacher understands how to implement Common Core State Standards for Literacy in Technical Subjects (Health) for grades 6-12.
5. The teacher understands Elementary and Secondary methods for teaching Health Skills to include: Analyzing Influences; Accessing Information; Interpersonal Communication; Decision Making; Goal Setting; Practicing Health Behaviors; and Advocacy.

**Performance**

1. The teacher instructs students about increasing health-enhancing behaviors, resulting in the reduction of health-risk behaviors.

***Standard #5: Application of Content. The teacher understands how to connect concepts and use differing perspectives to engage learners in critical thinking, creativity, and collaborative problem solving related to authentic local and global issues.***

**Knowledge**

1. The teacher recognizes that student jargon and slang associated with high-risk behaviors is ever changing.

**Performance**

1. The teacher identifies and defines student jargon/slang associated with high-risk behaviors and translates this jargon/slang into terminology appropriate to the educational setting.
2. The teacher facilitates responsible decision making, goal setting, and alternatives to high-risk behaviors that enhance health.
3. The teacher creates a respectful and safe learning environment that is sensitive to controversial health issues.

*Standard #6: Assessment. The teacher understands and uses multiple methods of assessment to engage learners in their own growth, to monitor learner progress, and to guide the teacher's and learner's decision making.*

*Standard #7: Planning for Instruction. The teacher plans instruction that supports every student in meeting rigorous learning goals by drawing upon knowledge of content areas, curriculum, cross-disciplinary skills, and pedagogy, as well as knowledge of learners and the community context.*

**Knowledge**

1. The teacher understands how positive evidence based community health values and practices play a role in the planning process.
2. The teacher understands how to access valid, appropriate health information and health-promoting products and services, as it relates to the planning process.
3. The teacher understands the influence of culture, media, technology, and other factors on health, as it relates to the planning process.
4. The teacher knows when and how to access valid health resources and collaborate with others to support student learning (e.g., special educators, related service providers, language learner specialists, librarians, media specialists, community organizations).

**Performance**

1. The teacher modifies instruction to reflect current health-related research and local health policies.
2. The teacher accesses valid, appropriate health information and health-promoting products and services.
3. The teacher analyzes the influence of culture, media, technology, and other factors on health and imbeds them in the planning process.

*Standard #8: Instructional Strategies. The teacher understands and uses a variety of instructional strategies to encourage learners to develop deep understanding of content areas and their connections, and to build skills to apply knowledge in meaningful ways.*

*Standard #9: Professional Learning and Ethical Practice. The teacher engages in ongoing professional learning and uses evidence to continually evaluate his/her practice, particularly the effects of his/her choices and actions on others (learners, families, other professionals, and the community), and adapts practice to meet the needs of each learner.*

**Knowledge**

1. The teacher knows the laws and codes specific to health education and health services to minors.

**Performance**

1. The teacher uses appropriate interventions following the identification, disclosure, or suspicion of student involvement in a high-risk behavior.

*Standard #10: Leadership and Collaboration. The teacher seeks appropriate leadership roles and opportunities to take responsibility for student learning, to collaborate with learners, families, colleagues, other school professionals, and community members to ensure learner growth, and to advance the profession.*

**Knowledge**

1. The teacher understands methods of advocating for personal, family, and community health (e.g., letters to editor, community service projects, health fairs, health races/walks).

**Performance**

1. The teacher advocates for a positive school culture toward health and health education. (<http://www.shapeamerica.org/standards/health/>)

## Idaho Standards for Literacy Teachers

All teacher candidates are expected to meet the Idaho Core Teacher Standards and the standards specific to their discipline area(s) at the “acceptable” level or above. Additionally, all teacher candidates are expected to meet the requirements defined in State Board Rule (08.02.02: Rules Governing Uniformity).

The following knowledge and performance statements for the Literacy Teacher Standards are widely recognized, but not all-encompassing or absolute, indicators that teacher candidates have met the standards. The evidence validating candidates’ ability to demonstrate these standards shall be collected from a variety of settings including, but not limited to, courses, practicum, and field experiences. It is the responsibility of a teacher preparation program to use indicators in a manner that is consistent with its conceptual framework and that assures attainment of the standards.

An important component of the teaching profession is a candidate’s disposition. Professional dispositions are how the candidate views the teaching profession, their content area, and/or students and their learning. Every teacher preparation program at each institution is responsible for establishing and promoting a comprehensive set of guidelines for candidate dispositions.

\*For the purposes of these standards, the term “literacy” includes reading, writing, listening, speaking, viewing, and language as aligned to the Idaho Content Standards.

\* This language was written by a committee of content experts and has been adopted verbatim.

***Standard 1: Learner Development - The teacher understands how learners grow and develop, recognizing that patterns of learning and development vary individually within and across the cognitive, linguistic, social, emotional, and physical areas, and designs and implements developmentally appropriate and challenging learning experiences.***

\*For the purposes of these standards, the term “literacy” includes reading, writing, listening, speaking, viewing, and language as aligned to the Idaho Content Standards.

### **Performance**

1. Demonstrate knowledge of developmental progressions for reading and writing and how these interface with assessment and instruction to meet diverse needs of students.

***Standard 2: Learning Differences - The teacher uses understanding of individual differences and diverse cultures and communities to ensure inclusive learning environments that enable each learner to meet high standards.***

\*For the purposes of these standards, the term “literacy” includes reading, writing, listening, speaking, viewing, and language as aligned to the Idaho Content Standards.



**Performance**

1. Model fair-mindedness, empathy, and ethical behavior when teaching students and working with other professionals.
2. Demonstrate an understanding of the ways in which diversity influences the reading and writing development of students, especially those who struggle to acquire literacy skills and strategies.
3. Provide students with linguistic, academic, and cultural experiences that link their communities with the school.
4. Adapt instructional materials and approaches to meet the language-proficiency needs of English learners and students who struggle to acquire literacy skills and strategies.

***Standard 3: Learning Environments - The teacher works with others to create environments that support individual and collaborative learning, and that encourage positive social interaction, active engagement in learning, and self-motivation.***

\*For the purposes of these standards, the term “literacy” includes reading, writing, listening, speaking, viewing, and language as aligned to the Idaho Content Standards.

**Performance**

1. Arrange instructional areas to provide easy access to books and other instructional materials for a variety of individual, small-group, and whole-class activities and support teachers in doing the same.
2. Modify the arrangements to accommodate students’ changing needs.
3. Create supportive social environments for all students, especially those who struggle to acquire literacy skills and strategies.
4. Create supportive environments where English learners are encouraged and given many opportunities to use English.
5. Understand the role of routines in creating and maintaining positive learning environments for reading and writing instruction using traditional print, digital, and online resources.
6. Create effective routines for all students, especially those who struggle to acquire literacy skills and strategies.

***Standard 4: Content Knowledge - The teacher understands the central concepts, tools of inquiry, and structures of the discipline(s) he or she teaches and creates learning experiences that make the discipline accessible and meaningful for learners to assure mastery of the content.***

\*For the purposes of these standards, the term “literacy” includes reading, writing, listening, speaking, viewing, and language as aligned to the Idaho Content Standards.

**Performance**

1. Interprets major theories of reading and writing processes and development to understand the needs of all readers in diverse contexts.
2. Analyzes classroom environment quality for fostering individual motivation to read and write (e.g., access to print, choice, challenge, and interests).
3. Reads and understands the literature and research about factors that contribute to reading success (e.g., social, cognitive, and physical).
4. Demonstrates knowledge of and a critical stance toward a wide variety of quality traditional print, digital, and online resources.
5. Demonstrates knowledge of variables of text complexity and use them in the analysis of classroom materials.
6. Demonstrates knowledge of literacy skills and strategies demanded for online reading, comprehension and research.
7. Demonstrates knowledge of the key concepts of literacy components and their interconnections as delineated in the Idaho Content Standards to include, but may not be limited to; Reading (Reading for Literature , Reading for Informational text, and Reading Foundational Skills) based on grade level appropriateness and developmental needs of student(s) being addressed, Writing, Speaking and Listening, and Language.

***Standard 5: Application of Content - The teacher understands how to connect concepts and use differing perspectives to engage learners in critical thinking, creativity, and collaborative problem solving related to authentic local and global issues.***

\*For the purposes of these standards, the term “literacy” includes reading, writing, listening, speaking, viewing, and language as aligned to the Idaho Content Standards.

**Knowledge**

1. Understands how literacy (reading and writing) occurs across all subject disciplines

**Performance**

1. Plans instruction addressing content area literacy according to local, state, and/or national standards.

**STATE DEPARTMENT OF EDUCATION  
NOVEMBER 30, 2015**

2. Uses digital resources appropriately to engage learners in critical thinking, creativity, and collaborative problem solving related to authentic local and global issues.
3. Incorporates all aspects of literacy across content areas for instructional planning.

***Standard 6: Assessment - The teacher understands and uses multiple methods of assessment to engage learners in their own growth, to monitor learner progress, and to guide the teacher's and learner's decision making.***

\*For the purposes of these standards, the term "literacy" includes reading, writing, listening, speaking, viewing, and language as aligned to the Idaho Content Standards.

**Performance**

1. Demonstrate an understanding of the literature and research related to assessments and their uses and misuses.
2. Demonstrate an understanding of established purposes for assessing the performance of all readers, including tools for screening, diagnosis, progress monitoring, and measuring outcomes.
3. Recognize the basic technical adequacy of assessments (e.g., reliability, content, and construct validity).
4. Explain district and state assessment frameworks, proficiency standards, and student benchmarks.
5. Administer and interpret appropriate assessments for students, especially those who struggle with reading and writing.
6. Use multiple data sources to analyze individual readers' performance and to plan instruction and intervention.
7. Analyze and use assessment data to examine the effectiveness of specific intervention practices and students' responses to instruction.
8. Demonstrate the ability to communicate results of assessments to teachers and parents.

***Standard 7: Planning for Instruction - The teacher plans instruction that supports every student in meeting rigorous learning goals by drawing upon knowledge of content areas, curriculum, cross-disciplinary skills, and pedagogy, as well as knowledge of learners and the community context.***

\*For the purposes of these standards, the term "literacy" includes reading, writing, listening, speaking, viewing, and language as aligned to the Idaho Content Standards

**Performance**

1. Demonstrate an understanding of the research and literature that undergirds literacy instruction for all pre-K–12 students including the range of text types recommended by the Idaho Content Standards.
2. Develop and implement the curriculum to meet the specific needs of students who struggle with reading literacy.
3. Provide differentiated instruction and instructional materials, including traditional print, digital, and online resources that capitalize on diversity.
4. Develop instruction anchored in the concepts of text complexity that is developmentally appropriate, with special attention to struggling literacy learners and diverse learners.
5. Develop instruction that includes rich and diverse experiences in digital environments to help all learners, especially struggling readers/writers, to be successful in New Literacies.

***Standard 8: Instructional Strategies - The teacher understands and uses a variety of instructional strategies to encourage learners to develop deep understanding of content areas and their connections, and to build skills to apply knowledge in meaningful ways.***

\*For the purposes of these standards, the term “literacy” includes reading, writing, listening, speaking, viewing, and language as aligned to the Idaho Content Standards

**Performance**

1. Selects and modifies instructional strategies, approaches, and routines based on professional literature and research.
2. Provide appropriate in-depth instruction for all readers and writers, especially those who struggle with reading and writing.
3. As needed, adapt instructional materials and approaches to meet the language-proficiency needs of English learners and students who struggle to learn to read and write.
4. Use a variety of grouping practices to meet the needs of all students, especially those who struggle with reading and writing.

***Standard 9: Professional Learning and Ethical Practice - The teacher engages in ongoing professional learning and uses evidence to continually evaluate his/her practice, particularly the effects of his/her choices and actions on others (learners, families, other professionals, and the community), and adapts practice to meet the needs of each learner.***

\*For the purposes of these standards, the term “literacy” includes reading, writing, listening, speaking, viewing, and language as aligned to the Idaho Content Standards

**STATE DEPARTMENT OF EDUCATION  
NOVEMBER 30, 2015**

**Performance**

1. Promote the value of reading and writing in and out of school by modeling a positive attitude toward reading and writing with students, colleagues, administrators, and parents and guardians.
2. Demonstrate effective use of technology for improving student learning.

*Standard 10: Leadership and Collaboration - The teacher seeks appropriate leadership roles and opportunities to take responsibility for student learning, to collaborate with learners, families, colleagues, other school professionals, and community members to ensure learner growth, and to advance the profession.*

\*For the purposes of these standards, the term “literacy” includes reading, writing, listening, speaking, viewing, and language as aligned to the Idaho Content Standards Performance

**Performance**

1. Demonstrate the ability to hold effective conversations (e.g., for planning and reflective problem solving) with individuals and groups of teachers, work collaboratively with teachers and administrators.
2. Demonstrate an understanding of local, state, and national policies that affect reading and writing instruction.
3. Collaborate with others to build strong home-to-school and school-to-home literacy connections.

## Idaho Standards for Mathematics Teachers

All teacher candidates are expected to meet the Idaho Core Teacher Standards and the standards specific to their discipline area(s) at the “acceptable” level or above. Additionally, all teacher candidates are expected to meet the requirements defined in State Board Rule (08.02.02: Rules Governing Uniformity).

The following knowledge and performance statements for the Mathematics Teacher Standards are widely recognized, but not all-encompassing or absolute, indicators that teacher candidates have met the standards. The evidence validating candidates’ ability to demonstrate these standards shall be collected from a variety of settings including, but not limited to, courses, practicum, and field experiences. It is the responsibility of a teacher preparation program to use indicators in a manner that is consistent with its conceptual framework and that assures attainment of the standards.

An important component of the teaching profession is a candidate’s disposition. Professional dispositions are how candidates view the teaching profession, their content area, and/or students and their learning. Every teacher preparation program at each institution is responsible for establishing and promoting a comprehensive set of guidelines for candidate dispositions.

*\*This language was written by a committee of content experts and has been adopted verbatim.*

***Standard 1: Knowledge of Subject Matter - The teacher understands the central concepts, tools of inquiry, and structures of mathematics and creates learning experiences that make these aspects of mathematics meaningful for learners.***

### **Knowledge**

1. The teacher knows a variety of problem-solving approaches for investigating and understanding mathematics.
2. The teacher understands concepts of algebra.
3. The teacher understands the major concepts of geometry (Euclidean and non- Euclidean) and trigonometry.
4. The teacher understands basic concepts of number theory and number systems.
5. The teacher understands concepts of measurement.
6. The teacher understands the concepts of limit, continuity, differentiation, integration, and the techniques and application of calculus.
7. The teacher understands the techniques and applications of statistics, data analysis, and probability (e.g., random variable and distribution functions).

8. The teacher knows how to effectively evaluate the legitimacy of alternative algorithms.
9. The teacher understands the historical and cultural significance of mathematics and the changing ways individuals learn, teach, and do mathematics.

**Performance**

1. The teacher incorporates the historical perspective and current development of mathematics in teaching students.
2. The teacher applies appropriate and correct mathematical concepts in creating learning experiences.

*Standard 2: Knowledge of Human Development and Learning - The teacher understands how students learn mathematics and develop mathematical thinking, and provides opportunities that support their intellectual, social, and personal development.*

**Knowledge**

1. The teacher knows how to make use of students' mathematical development, knowledge, understandings, interests, and experiences.
2. The teacher knows how to plan learning activities that respect and value students' ideas, ways of thinking, and mathematical dispositions.

**Performance**

1. The teacher encourages students to make connections and develop a cohesive framework for mathematical ideas.
2. The teacher plans and delivers learning activities that respect and value students' ideas, ways of thinking, and promotes positive mathematical dispositions.

*Standard 3: Modifying Instruction for Individual Needs - The teacher understands how students differ in their approaches to learning mathematics and creates instructional opportunities that are adapted to learners with diverse needs.*

**Knowledge**

1. The teacher knows how to create tasks at a variety of levels of mathematical development, knowledge, understanding, and experience.

**Performance**

1. The teacher assists students in learning sound and significant mathematics and in developing a positive disposition toward mathematics by adapting and changing activities as needed.

*Standard 4: Multiple Instructional Strategies - The teacher understands and uses a variety of instructional strategies to develop students' critical thinking, problem solving, and performance skills.*

**Knowledge**

1. The teacher knows how to formulate or access tasks that elicit students' use of mathematical reasoning and problem-solving strategies.
2. The teacher knows a variety of instructional strategies for investigating and understanding mathematics including problem-solving approaches.
3. The teacher understands the role of axiomatic systems and proofs in different branches of mathematics as it relates to reasoning and problem solving.
4. The teacher knows how to frame mathematical questions and conjectures.
5. The teacher knows how to make mathematical language meaningful to students.
6. The teacher understands inquiry-based learning in mathematics.
7. The teacher knows how to communicate concepts through the use of mathematical representations (e.g., symbolic, numeric, graphic, verbal, and concrete models).
8. The teacher understands the appropriate use of technology in teaching and learning of mathematics (e.g., graphing calculators, dynamic geometry software, and statistical software)

**Performance**

1. The teacher formulates or accesses tasks that elicit students' use of mathematical reasoning and problem-solving strategies.
2. The teacher uses a variety of instructional strategies to support students in investigating and understanding mathematics, including problem-solving approaches.
3. The teacher uses and involves students in both formal proofs and intuitive, informal exploration.
4. The teacher uses a variety of instructional strategies to develop students' use of standard mathematical terms, notations, and symbols.
5. The teacher uses and encourages the students to use a variety of representations to communicate mathematically.
6. The teacher engages students in mathematical discourse by encouraging them to make conjectures, justify hypotheses and processes, and use appropriate mathematical representations.



7. The teacher uses and involves students in the appropriate use of technology to develop students' understanding (e.g., graphing calculators, dynamic geometry software, and statistical software).

***Standard 5: Classroom Motivation and Management Skills - The teacher understands individual and group motivation and behavior and creates a learning environment that encourages positive social interaction, active engagement in learning, and self-motivation.***

***Standard 6: Communication Skills - The teacher uses a variety of communication techniques including verbal, nonverbal, and media to foster mathematical inquiry, collaboration, and supportive interaction in and beyond the classroom.***

**Knowledge**

1. The teacher knows and uses appropriate mathematical vocabulary/terminology.

**Performance**

1. The teacher encourages students to use appropriate mathematical vocabulary/terminology.
2. The teacher fosters mathematical discourse.

***Standard 7: Instructional Planning Skills - The teacher plans and prepares instruction based upon knowledge of subject matter, students, the community, and curriculum goals.***

***Standard 8: Assessment of Student Learning - The teacher understands, uses, and interprets formal and informal assessment strategies to evaluate and advance student performance and to determine program effectiveness.***

**Knowledge**

1. The teacher knows how to assess students' mathematical reasoning.

**Performance**

1. The teacher assesses students' mathematical reasoning.

***Standard 9: Professional Commitment and Responsibility - The teacher is a reflective practitioner who demonstrates a commitment to professional standards and is continuously engaged in purposeful mastery of the art and science of teaching.***

***Standard 10: Partnerships - The teacher interacts in a professional, effective manner with colleagues, parents, and other members of the community to support students' learning and well-being.***

*Standard 11: Connections among Mathematical Ideas - The teacher understands significant connections among mathematical ideas and the application of those ideas within mathematics, as well as to other disciplines.*

**Knowledge**

1. The teacher has a broad base of knowledge and understanding of mathematics beyond the level at which he or she teaches to include algebra, geometry and measurement, statistics and data analysis, and calculus.
2. The teacher understands the interconnectedness between strands of mathematics.
3. The teacher understands a variety of real-world applications of mathematics.

**Performance**

1. The teacher uses and encourages students to use mathematical applications to solve problems in realistic situations from other fields (e.g. natural science, social science, business, and engineering).
2. The teacher encourages students to identify connections between mathematical strands.
3. The teacher uses and encourages students to use mathematics to identify and describe patterns, relationships, concepts, processes, and real-life constructs.

## Idaho Standards for Online Teachers

All teacher candidates are expected to meet the Idaho Core Teacher Standards and the standards specific to their discipline area(s) at the “acceptable” level or above. Additionally, all teacher candidates are expected to meet the requirements defined in State Board Rule (08.02.02: Rules Governing Uniformity).

The following knowledge and performance statements for the K-12 Online Teacher Standards are widely recognized, but not all-encompassing or absolute indicators that teacher candidates have met the standards. The evidence validating candidates’ ability to demonstrate these standards shall be collected from a variety of settings including, but not limited to, courses, practicum, and field experiences. It is the responsibility of a teacher preparation program to use indicators in a manner that is consistent with its conceptual framework and that assures attainment of the standards.

An important component of the teaching profession is a candidate’s disposition. Professional dispositions are how candidates view the teaching profession, their content area, and/or students and their learning. Every teacher preparation program at each institution is responsible for establishing and promoting a comprehensive set of guidelines for candidate dispositions.

The characteristics of online instruction can be vastly different from teaching in traditional face-to-face environments. Online schools and programs serving K-12 students should be structured to support the unique needs of students and teachers in online environments. The Online Teacher Standards are aligned to the Idaho Core Teacher Standards. These standards reflect the principles of Universal Design related to technology. (Universal design is “the design of products and environments to be usable by all people, to the greatest extent possible, without the need for adaptation or specialized design’.)

*\* This language was written by a committee of content experts and has been adopted verbatim.*

***Standard 1: Knowledge of Online Education - The online teacher understands the central concepts, tools of inquiry, and structures in online instruction and creates learning experiences that take advantage of the transformative potential in online learning environments.***

### **Knowledge**

1. The online teacher understands the current standards for best practices in online teaching and learning.
2. The online teacher understands the role of online teaching in preparing students for the global community of the future.
3. The online teacher understands concepts, assumptions, debates, processes of inquiry, and ways of knowing that are central to the field of online teaching and learning.

**STATE DEPARTMENT OF EDUCATION  
NOVEMBER 30, 2015**

4. The online teacher understands the relationship between online education and other subject areas and real life situations.
5. The online teacher understands the relationship between online teaching and advancing technologies.
6. The online teacher understands appropriate uses of technologies to promote student learning and engagement with the content.
7. The online teacher understands the instructional delivery continuum. (e.g., fully online to blended to face-to-face).

**Performance**

1. The online teacher utilizes current standards for best practices in online teaching to identify appropriate instructional processes and strategies.
2. The online teacher demonstrates application of communication technologies for teaching and learning (e.g., Learning Management System [LMS], Content Management System [CMS], email, discussion, desktop video conferencing, and instant messaging tools).
3. The online teacher demonstrates application of emerging technologies for teaching and learning (e.g., blogs, wikis, content creation tools, mobile technologies, virtual worlds).
4. The online teacher demonstrates application of advanced troubleshooting skills (e.g., digital asset management, firewalls, web-based applications).
5. The online teacher demonstrates the use of design methods and standards in course/document creation and delivery.
6. The online teacher demonstrates knowledge of access, equity (digital divide) and safety concerns in online environments.

***Standard 2: Knowledge of Human Development and Learning - The teacher understands how students learn and develop, and provides opportunities that support their intellectual, social, and personal development.***

**Performance**

1. The online teacher understands the continuum of fully online to blended learning environments and creates unique opportunities and challenges for the learner (e.g., Synchronous and Asynchronous, Individual and Group Learning, Digital Communities).
2. The online teacher uses communication technologies to alter learning strategies and skills (e.g., media literacy, visual literacy).
3. The online teacher demonstrates knowledge of motivational theories and how they are applied to online learning environments.

4. The online teacher constructs learning experiences that take into account students' physical, social, emotional, moral, and cognitive development to influence learning and instructional decisions. {Physical (e.g., Repetitive Use Injuries, Back and Neck Strain); Sensory Development (e.g., Hearing, Vision, Computer Vision Syndrome, Ocular Lock); Conceptions of social space (e.g. Identity Formation, Community Formation, Autonomy); Emotional (e.g., Isolation, cyber-bullying); Moral (i.e., Enigmatic communities, Disinhibition effect, Cognitive, Creativity)}.

***Standard 3: Modifying Instruction for Individual Needs - The teacher understands how students differ in their approaches to learning and creates instructional opportunities that are adapted to learners with diverse needs.***

**Knowledge**

1. The online teacher is familiar with legal mandates stipulated by the Americans with Disabilities Act (ADA), the Individuals with Disabilities Education Act (IDEA), the Assistive Technology Act and Section 508 requirements for accessibility.

**Performance**

1. The online teacher knows how adaptive/assistive technologies are used to help people who have disabilities gain access to information that might otherwise be inaccessible.
2. The online teacher modifies, customizes and/or personalizes activities to address diverse learning styles, working strategies and abilities (e.g., provide multiple paths to learning objectives, differentiate instruction, strategies for non-native English speakers).
3. The online teacher coordinates learning experiences with adult professionals (e.g., parents, local school contacts, mentors).

***Standard 4: Multiple Instructional Strategies - The online teacher understands and uses a variety of instructional strategies to develop students' critical thinking, problem solving, and performance skills.***

**Knowledge**

1. The online teacher understands the techniques and applications of various online instructional strategies (e.g., discussion, student-directed learning, collaborative learning, lecture, project-based learning, forum, small group work).
2. The online teacher understands appropriate uses of learning and/or content management systems for student learning.

**Performance**

1. The online teacher evaluates methods for achieving learning goals and chooses various teaching strategies, materials, and technologies to meet instructional purposes and student needs. (e.g., online teacher-gathered data and student offered feedback).

**STATE DEPARTMENT OF EDUCATION  
NOVEMBER 30, 2015**

2. The online teacher uses student-centered instructional strategies to engage students in learning. (e.g., Peer-based learning, peer coaching, authentic learning experiences, inquiry-based activities, structured but flexible learning environment, collaborative learning, discussion groups, self-directed learning, case studies, small group work, collaborative learning, and guided design)
3. The online teacher uses a variety of instructional tools and resources to enhance learning (e.g., LMS/CMS, computer directed and computer assisted software, digital age media).

***Standard 5: Classroom Motivation and Management Skills - The teacher understands individual and group motivation and behavior and creates a learning environment that encourages positive social interaction, active engagement in learning, and self-motivation.***

**Performance**

1. The online teacher establishes a positive and safe climate in the classroom and participates in maintaining a healthy environment in the school or program as a whole (e.g., digital etiquette, Internet safety, Acceptable Use Policy [AUP]).
2. The online teacher performs management tasks (e.g., tracks student enrollments, communication logs, attendance records, etc.).
3. The online teacher uses effective time management strategies (e.g., timely and consistent feedback, provides course materials in a timely manner, use online tool functionality to improve instructional efficiency).

***Standard 6: Communication Skills, Networking, and Community Building - The online teacher uses a variety of communication techniques including verbal, nonverbal, and media to foster inquiry, collaboration, and supportive interaction in and beyond the classroom.***

**Knowledge**

1. The online teacher knows the importance of verbal (synchronous) as well as nonverbal (asynchronous) communication.

**Performance**

1. The online teacher is a thoughtful and responsive communicator.
2. The online teacher models effective communication strategies in conveying ideas and information and in asking questions to stimulate discussion and promote higher-order thinking (e.g., discussion board facilitation, personal communications, and web conferencing).
3. The online teacher demonstrates the ability to communicate effectively using a variety of mediums.
4. The online teacher adjusts communication in response to cultural differences (e.g., wait time and authority).

***Standard 7: Instructional Planning Skills - The online teacher plans and prepares instruction based upon knowledge of subject matter, students, the community, and curriculum goals.***

**Performance**

1. The online teacher clearly communicates to students stated and measurable objectives, course goals, grading criteria, course organization and expectations.
2. The online teacher maintains accuracy and currency of course content, incorporates internet resources into course content, and extends lesson activities.
3. The online teacher designs and develops subject-specific online content.
4. The online teacher uses multiple forms of media to design course content.
5. The online teacher designs course content to facilitate interaction and discussion.
6. The online teacher designs course content that complies with intellectual property rights and fair use standards.

***Standard 8: Assessment of Student Learning - The online teacher understands, uses, and interprets formal and informal assessment strategies to evaluate and advance student performance and to determine program effectiveness.***

**Performance**

1. The online teacher selects, constructs, and uses a variety of formal and informal assessment techniques (e.g., observation, portfolios of student work, online teacher-made tests, performance tasks, projects, student self-assessment, peer assessment, standardized tests, tests written in primary language, and authentic assessments) to enhance knowledge of individual students, evaluate student performance and progress, and modify teaching and learning strategies.
2. The online teacher enlists multiple strategies for ensuring security of online student assessments and assessment data.

***Standard 9: Professional Commitment and Responsibility - The online teacher is a reflective practitioner who demonstrates a commitment to professional standards and is continuously engaged in purposeful mastery of the art and science of online teaching.***

**Knowledge**

1. The online teacher understands the need for professional activity and collaboration beyond school (e.g., professional learning communities).
2. The online teacher knows how educational standards and curriculum align with 21<sup>st</sup> century skills.

**Performance**

1. The online teacher adheres to local, state, and federal laws and policies (e.g., FERPA, AUP's).
2. The online teacher has participated in an online course and applies experiences as an online student to develop and implement successful strategies for online teaching environments.
3. The online teacher demonstrates alignment of educational standards and curriculum with 21st century technology skills.

***Standard 10: Partnerships - The online teacher interacts in a professional, effective manner with colleagues, parents, and other members of the community to support students' learning and wellbeing.***



## Idaho Standards for Physical Education Teachers

All teacher candidates are expected to meet the Idaho Core Teacher Standards and the standards specific to their discipline area(s) at the “acceptable” level or above. Additionally, all teacher candidates are expected to meet the requirements defined in State Board Rule (08.02.02: Rules Governing Uniformity).

The following knowledge and performance statements for the Physical Education Teacher Standards are widely recognized, but not all-encompassing or absolute, indicators that teacher candidates have met the standards. The evidence validating candidates’ ability to demonstrate these standards shall be collected from a variety of settings including, but not limited to, courses, practicum, and field experiences. It is the responsibility of a teacher preparation program to use indicators in a manner that is consistent with its conceptual framework and that assures attainment of the standards.

An important component of the teaching profession is a candidate’s disposition. Professional dispositions are how the candidate views the teaching profession, their content area, and/or students and their learning. Every teacher preparation program at each institution is responsible for establishing and promoting a comprehensive set of guidelines for candidate dispositions.

***Standard #1: Learner Development. The teacher understands how learners grow and develop, recognizing that patterns of learning and development vary individually within and across the cognitive, linguistic, social, emotional, and physical areas, and designs and implements developmentally appropriate and challenging learning experiences.***

### **Performance**

1. The teacher assesses the skillful movement, physical activity, and exercise and fitness levels of students; designs developmentally appropriate instruction; and extends learning through collaboration with communities, colleagues, families and other professionals.

***Standard #2: Learning Differences. The teacher uses understanding of individual differences and diverse cultures and communities to ensure inclusive learning environments that enable each learner to meet high standards.***

### **Performance**

1. The teacher provides opportunities that incorporate individual differences (e.g., various physical abilities and limitations, culture, and gender) in skillful movement, physical activity, exercise and fitness to help students gain physical competence and confidence.

***Standard #3: Learning Environments. The teacher works with others to create environments that support individual and collaborative learning, and that encourage positive social interaction, active engagement in learning, and self-motivation.***

**Knowledge**

1. The teacher knows how to help students cultivate responsible personal and social behaviors that promote positive relationships and a productive environment in physical education and physical activity settings.
2. The teacher knows how to engage students in learning about the use of technology operations, concepts, and applications pertinent to healthy active lifestyles (e.g., heart rate monitors, pedometers, global positioning systems, computer software, social media).
3. The teacher understands principles of effective management in indoor and outdoor physical education and physical activity settings.

**Performance**

1. The teacher implements strategies and activities to promote positive peer relationships (e.g., caring, mutual respect, support, safety, sportsmanship, and cooperation).
2. The teacher uses strategies to motivate students to participate in physical activity inside and outside the school setting.
3. The teacher utilizes principles of effective management in indoor and outdoor physical education and physical activity settings.

*Standard #4: Content Knowledge. The teacher understands the central concepts, tools of inquiry, and structures of the discipline(s) he or she teaches and creates learning experiences that make the discipline accessible and meaningful for learners to assure mastery of the content.*

*Standard #5: Application of Content. The teacher understands how to connect concepts and use differing perspectives to engage learners in critical thinking, creativity, and collaborative problem solving related to authentic local and global issues.*

**Knowledge**

1. The teacher understands the relationship between skillful movement, physical activity, exercise, fitness, health outcomes, well-being and quality of life.
2. The teacher understands that daily physical activity provides opportunities for enjoyment, challenge, self-expression, and social interaction.
3. The teacher understands the scientific foundation of physical activity (e.g., motor behavior and development, human anatomy and physiology, exercise physiology, bio-mechanics, psychosocial aspects of physical activity).
4. The teacher knows the appropriate rules, etiquette, instructional cues, tactics (skills and

**STATE DEPARTMENT OF EDUCATION  
NOVEMBER 30, 2015**

strategies) and techniques for a variety of physical education activities (e.g., aquatics, sports, games, lifetime activities, dance, rhythmical activities, and outdoor/adventure activities).

5. The teacher understands cultural, historical, and philosophical dimensions of physical education and physical activity.

**Performance\***

1. The teacher instructs students about the relationship between skillful movement, physical activity, fitness, health outcomes, well-being and quality of life.
  2. The teacher instructs students in the rules, tactics, (skills, and strategies) and techniques of a variety of physical activities (e.g., aquatics, sports, games, lifelong activities, dance, rhythmical activities, and outdoor/adventure activities).
  3. The teacher instructs students in the scientific foundation of physical activity (e.g., motor behavior and development, human anatomy and physiology, exercise philosophy, biomechanics, psychosocial aspects of physical activity).
  4. The teacher fosters student reflection regarding cultural, historical and philosophical dimension of physical education and physical activity.
  5. The teacher demonstrates improvement and maintains a health enhancing level of physical fitness and physical activity throughout the program.
  6. The teacher facilitates technical demonstration and effective performance (tactics and techniques), in a variety of physical education activities (e.g., aquatics, sports, games, lifelong activities, dance, rhythmical activities, and outdoor/adventure activities).
- \* Without discrimination against those with disabilities, physical education teacher candidates with special needs are allowed and encouraged to utilize a variety of accommodations and/or modifications to demonstrate competent performance concepts (modified/adapted equipment, augmented communication devices, multi-media devices) and fitness (weight training programs, exercise logs).

***Standard #6: Assessment. The teacher understands and uses multiple methods of assessment to engage learners in their own growth, to monitor learner progress, and to guide the teacher's and learner's decision making.***

**Knowledge**

1. The teacher understands appropriate assessment protocols sensitive to student needs.

**Performance**

1. The teacher demonstrates appropriate assessment protocols sensitive to student needs.

***Standard #7: Planning for Instruction. The teacher plans instruction that supports every student in meeting rigorous learning goals by drawing upon knowledge of content areas, curriculum, cross-disciplinary skills, and pedagogy, as well as knowledge of learners and the community context.***

**Knowledge**

1. The teacher knows a variety of management routines (e.g., time transitions, environment, students/staff, equipment) and instructional strategies to maximize physical education activity time and student success.
2. The teacher knows how to expand the curriculum utilizing a variety of offerings, through the use of family engagement, school activities, and community resources (e.g., family fitness night, parks, golf courses, climbing walls, multi-use facility agreements, and service organizations).

**Performance**

1. The teacher applies a variety of management routines (e.g., time, transitions, environment, students/staff, equipment) and curricular/ instructional strategies to maximize physical education activity and student success.

***Standard #8: Instructional Strategies. The teacher understands and uses a variety of instructional strategies to encourage learners to develop deep understanding of content areas and their connections, and to build skills to apply knowledge in meaningful ways.***

**Knowledge**

1. The teacher knows multiple curricular/instructional models (e.g., sport education, teaching personal and social responsibility, outdoor education, peer teaching, fitness and wellness education, teaching games for understanding, adventure education, movement education)

**Performance**

1. The teacher utilizes multiple curricular/instructional models (e.g., sport education, teaching personal and social responsibility, outdoor education, peer teaching, fitness and wellness education, teaching games for understanding, adventure education, movement education)

***Standard #9: Professional Learning and Ethical Practice. The teacher engages in ongoing professional learning and uses evidence to continually evaluate his/her practice, particularly the effects of his/her choices and actions on others (learners, families, other professionals, and the community), and adapts practice to meet the needs of each learner.***

**Knowledge**

1. The teacher knows how one's own personal skillful movement, physical activity, exercise, and fitness competence and understands its impact on teaching and student motivation.

**Performance**

1. The teacher reflects on one's own personal skillful movement, physical activity, exercise, and fitness competence and its impact on teaching and student motivation.

*Standard #10: Leadership and Collaboration. The teacher seeks appropriate leadership roles and opportunities to take responsibility for student learning, to collaborate with learners, families, colleagues, other school professionals, and community members to ensure learner growth, and to advance the profession.*

**Knowledge**

1. The teacher knows how to promote and advocate for healthy active schools involving physical education, physical activity before, during, and after the school day, and staff, family and community involvement.
2. The teacher knows how to promote and advocate for physical education and physical activity to students, staff, administrators, parents, school boards and community partners.

**Performance**

1. The teacher demonstrates a variety of strategies to promote and advocate for healthy active schools.

*Standard #11: Safety - The teacher provides a safe physical education learning environment.*

**Knowledge**

1. The teacher understands the inherent risks involved in physical activity.
2. The teacher recognizes safety considerations when planning and providing instruction.
3. The teacher recognizes factors that influence safety in physical activity settings (e.g., skill, fitness, developmental level of students, equipment, attire, facilities, travel, and weather).
4. The teacher recognizes the level of supervision required for the health and safety of students in all locations (e.g., teaching areas, locker rooms, off-campus).
5. The teacher understands school policies regarding the emergency action plan, student injury medical treatment, and transportation.
6. The teacher understands the appropriate steps when responding to safety situations.
7. The teacher knows cardiopulmonary resuscitation (CPR) and first aid.

**Performance**

1. The teacher documents safety issues when planning and implementing instruction to

ensure a safe learning environment.

2. The teacher informs students of the risks associated with physical activity.
3. The teacher instructs students in appropriate safety procedures for physical activity and corrects inappropriate actions.
4. The teacher identifies and corrects potential hazards in physical education and physical activity facilities and equipment.
5. The teacher maintains CPR and first aid certification.

### Glossary

**Exercise** – A subcategory of physical activity that is planned, structured, repetitive, and purposive in the sense that the improvement or maintenance of one of more components of physical fitness is the objective. “Exercise” and “exercise training” frequently are used interchangeably and generally refer to physical activity performed during leisure time with the primary purpose of improving or maintaining physical fitness, physical performance, or health.\*

**Health** – A human condition with physical, social and psychological dimensions, each characterized on a continuum with positive and negative poles. Positive health is associated with a capacity to enjoy life and to withstand challenges; it is not merely the absence of disease. Negative health is associated with illness, and in the extreme, with premature death.\*

**Health-Enhancing Physical Activity** – Activity that, when added to baseline activity, produces health benefits. Brisk walking, jumping rope, dancing, playing tennis or soccer, lifting weights, climbing on playground equipment at recess, and doing yoga are all examples of health-enhancing physical activity. \*

**Health-Related Fitness** – A type of physical fitness that includes cardiorespiratory fitness, muscular strength and endurance, body composition, flexibility, and balance.\*

**Moderate-Intensity Physical Activity** – On an absolute scale, physical activity that is done at 3.0 to 5.9 times the intensity of rest. On a scale relative to an individual’s personal capacity, moderate-intensity physical activity is usually a 5 or 6 on a scale of 0 to 10.\*

**Performance-Related Fitness** – Those attributes that significantly contribute to athletic performance, including aerobic endurance or power, muscle strength and power, speed of movement, and reaction time.\*

**Physical Activity** – Any bodily movement produced by the contraction of skeletal muscle that increases energy expenditure above a basal level. In these Guidelines, physical activity generally refers to the subset of physical activity that enhances health.\*

**STATE DEPARTMENT OF EDUCATION  
NOVEMBER 30, 2015**

**Physical Fitness** – The ability to carry out daily tasks with vigor and alertness, without undue fatigue, and with ample energy to enjoy leisure-time pursuits and respond to emergencies. Physical fitness includes a number of components consisting of cardiorespiratory endurance (aerobic power), skeletal muscle endurance, skeletal muscle strength, skeletal muscle power, flexibility, balance, speed of movement, reaction time, and body composition.\*

**Skillful Movement** – An efficient, coordinated, fluent and aesthetic goal-directed voluntary performance that consists of specific body and/or limb behaviors that have physiological and biomechanical components.

**Vigorous-Intensity Physical Activity** – On an absolute scale, physical activity that is done at 6.0 or more times the intensity of rest. On a scale relative to an individual's personal capacity, vigorous-intensity physical activity is usually a 7 or 8 on a scale of 0 to 10.\*

\* Definitions quoted from the U.S. Department of Health and Human Services 2008 Physical Activity Guidelines for Americans at [www.health.gov/paguidelines](http://www.health.gov/paguidelines).

## Pre-Service Technology Standards

All teacher candidates are expected to meet the Idaho Core Teacher Standards as well as the pre-service technology standards. Each candidate shall also meet the Foundation and Enhancement standards specific to their discipline area(s) at the “acceptable” level or above. Additionally, all teacher candidates are expected to meet the requirements defined in State Board Rule (08.02.02: Rules Governing Uniformity).

The following knowledge and performance statements for the pre-service technology standards are widely recognized, but not all-encompassing or absolute, indicators that teacher candidates have met the standards and competencies. The evidence validating candidates’ ability to demonstrate these standards shall be collected from a variety of settings including, but not limited to, courses, practicum, and field experiences. It is the responsibility of a teacher preparation program to use indicators in a manner that is consistent with its conceptual framework and that assures attainment of the competencies. These competencies reflect the principles of Universal Design related to technology. (Universal design is defined as: the design of products and environments to be usable by all people, to the greatest extent possible, without the need for adaptation or specialized design)

An important component of the teaching profession is a candidate’s disposition. Professional dispositions are how candidates view the teaching profession, their content area, and/or students and their learning. Every teacher preparation program at each institution is responsible for establishing and promoting a comprehensive set of guidelines for candidate dispositions in which pre-service teachers design, develop, and evaluate technology-based learning experiences and assessments to maximize content learning in context and to develop the knowledge, skills, and attitudes identified in the National Educational Technology Standards (NETS)•for Teachers.

*\* This language was written by a committee of content experts and has been adopted verbatim.*

***Standard 1: Knowledge of Subject Matter - The teacher understands the central concepts, types of and uses of technology and creates learning experiences that make technology meaningful for learners.***

### **Knowledge**

1. Awareness of use types and usage of technology tools (i.e., 21st Century Skills; hardware; software; web-based; mobile technology).
2. Pre-service teachers understand the central concepts of technology and current standards for best practice in preparing students for the global community of the future.
3. Pre-service teachers understand how students learn and develop, and provide opportunities that support their intellectual, social, and personal development.
4. Promoting designs that engage all students of all abilities is sometimes referred to as promoting “Universal Design”.



**STATE DEPARTMENT OF EDUCATION  
NOVEMBER 30, 2015**

5. Pre-service teachers understand how students differ in their approaches to learning and how to adapt for learners with diverse needs.
6. Pre-service teachers understand how students use collaborative tools to reflect on and clarify their own thinking, planning, and creativity.
7. Pre-service teachers understand the legal and ethical use of digital information and technology, including digital etiquette and responsible social interactions.
8. Pre-service teachers understand how to use and interpret formal and informal assessment strategies to evaluate and advance student performance and to determine program effectiveness.
9. Pre-service teachers continuously improve their professional practice, model lifelong learning, and exhibit leadership in their school and professional community.
10. Pre-service teachers understand the importance of reflective practice.
11. Pre-service teachers understand local and global societal issues and responsibilities in an evolving digital culture and exhibit legal and ethical behavior in their professional practices.
12. Pre-service teachers understand how technology supports cultural diversity and collaboration.

*Target: Knowledge competency test through a basic skills test (i.e., Cbest or PPST I for Technology Basic Competency Skills)*

**Performance**

1. All performance indicators included with individual standards.

Note: These links provide some examples of artifacts collected in current intro to edtech and teacher pre- service programs. However, they do not necessarily demonstrate the level of exposure and knowledge we would expect of future teachers.

1. <https://sites.google.com/a/boisestate.edu/barbara-schroeder/Home>
2. <http://lesson.taskstream.com/lessonbuilder/v.asp?LID=uffph8erc0hfzozu>
3. <https://sites.google.com/a/u.boisestate.edu/browning-portfolio/home>
4. <https://sites.google.com/a/u.boisestate.edu/sylvia-portfolio/>

***Standard 2: Knowledge of Human Development and Learning - The teacher understands how students learn and develop, and provides opportunities that support their intellectual, social, and personal development.***

**Performance**

1. Pre-service teachers customize and personalize learning activities with technology that include accessible instructional materials and technologies to support the learning styles, work strategies, abilities, and developmental levels of all students.

**Suggested Artifact(s)**

- Lesson plan or unit development
- *Target: Practicum where lesson/unit is implemented and evaluated.*

***Standard 3: Adapting Instruction for Individual Needs - The teacher understands how students differ in their approaches to learning and creates instructional opportunities that support their intellectual, social and personal development.***

**Performance**

1. Pre-service teachers create digital-age media and formats ensuring equal access for people of all capabilities.
2. Pre-service teachers address the diverse needs of all students by using learner-centered strategies and providing equitable access to appropriate digital tools and resources including hardware, accessible instructional materials, and online resources.

**Suggested Artifact(s)**

- Development of digital materials using principles of Universal Design for Learning.
- Demonstration of knowledge through product development.
- “Accessibility Features on My Computer” discussion forum.
- Virtual practicum demonstrating learner-centered strategies (i.e., Second Life).
- Assistive Technology blog post.
- Accessibility resource list.
- *Target: Practicum where lesson/unit is implemented and evaluated.*

***Standard 4: Multiple Instructional Strategies - The teacher understands and uses a variety of instructional strategies to develop students’ critical thinking, problem solving, and performance skills.***

**Performance**

1. Pre-service teachers model and facilitate effective use of current and emerging digital tools, to locate, analyze, evaluate, and use information resources which will aid in the dissemination of content and support individual learning strategies.
2. Pre-service teachers promote student learning and creativity by creating learning experiences that include students’ use of technology tools to research and collect information online and to create a report, presentation, or other products.

3. Pre-service teachers use technology to promote student reflection to clarify their own critical thinking, planning, and creativity.
4. Pre-service teachers understand and use a variety of instructional strategies and communication techniques to develop students' critical thinking, problem solving, and performance skills.

**Suggested Artifact(s)**

- Web site or Internet WebQuest.
- *Target: Practicum where lesson/unit is implemented and evaluated.*

***Standard 5: Classroom Motivation and Management Skills - The teacher understands individual and group motivation and behavior and creates a learning environment that encourages positive social interaction, active engagement in learning, and self-motivation in a digital age.***

**Performance**

1. Pre-service selects and demonstrates the use of technology resources that enables students to explore questions and issues of individual interest and to plan, manage, and assess their own learning.
2. Pre-service teachers develop technology enriched learning that enables all students to pursue their individual curiosities and become active participants in learning.
3. Pre-service teachers engage students in researching real-world problems and issues and evaluating diverse solutions using digital tools and resources.

**Suggested Artifact(s)**

- Create a WebQuest
- *Target: Pre-service collects and shares student created artifacts that demonstrate learning with technology using individual initiative and interest.*

***Standard 6: Communication Skills - The teacher uses a variety of digital communication tools and strategies to foster inquiry, collaboration and supportive interaction in and beyond the classroom.***

**Performance**

1. Pre-service teachers communicate relevant information and ideas effectively to students, parents, and peers using a variety of digital-age media (i.e. asynchronous and synchronous tools).
2. Pre-service teachers promote and model digital etiquette and responsible social interactions.

**Suggested Artifact(s)**

- Web site or web page communicating information about their lesson or course.
- Email communications.
- Online communications using digital tools like Web conferencing, chat or Skype.
- Letter to parents created using word processing technology.
- Set of rules developed through consensus using digital collaboration tools.
- Demonstrated participation in a social work (i.e., join a network, participate, take a screenshot of participation and share).
- *Target: Evidence of asynchronous and synchronous communications with peers, parents and students.*

***Standard 7: Instructional Planning Skills - The teacher plans, prepares instruction, and integrates technology into instructional planning based upon knowledge of subject matter, students, the community, and curriculum goals.***

**Performance**

1. Pre-service teachers plan and prepare instruction utilizing a variety of technology tools.
2. Pre-service teachers demonstrate fluency in technology systems and the transfer of current knowledge to new technologies and situations.

**Suggested Artifact(s)**

- Sample lesson plan that demonstrates how technology can be integrated into content area instruction (see *Handbook of Technological Pedagogical Content Knowledge (TPCK) for Educators*, 2008 - Chapter 11, Guiding Pre-service Teachers in TPCK).
- Demonstrated use of emerging or innovative technology for learning.
- Research emerging (not widely available) technology and analyze its potential impact on and implementation in the classroom.
- *Target: Practicum where lesson/unit integrating technology into instruction is implemented, observed (live or digitally recorded) and evaluated.*

***Standard 8: Assessment of Student Learning - The teacher understands, uses, and interprets formal and informal assessment strategies to evaluate and advance student performance and to determine program effectiveness.***

**Performance**

1. Pre-service teachers assess student's use of technology.
2. Pre-service teachers use technology to formally and informally assess student learning (i.e. polling, proctored test, ISAT).
3. Pre-service teachers use technology to gather and interpret assessment data to inform teaching practice and program effectiveness.

**Suggested Artifact(s)**

- Sample of student work assessed by candidate (i.e., Rubric created with Rubistar (or other electronic rubric creation tool).
- Electronic quiz.
- Poll created in Web Conferencing tool.
- Poll conducted using clickers.
- Electronic gradebook (spreadsheet), run basic statistics, interpretation of the data.
- *Target: Pretest, lesson, post-test, analysis, interpretation, and lesson revision based on data.*

***Standard 9: Professional Commitment and Responsibility - The teacher is a reflective practitioner who demonstrates a commitment to professional standards and is continuously engaged in purposeful mastery of the art and science of teaching, including the ethical, legal and responsible use of technology.***

**Performance**

1. Pre-service teachers evaluate and reflect on current technology for learning research and professional practice to inform teaching practice.
2. Pre-service teachers promote the effective use of digital tools and resources.
3. Pre-service teachers promote and model digital citizenship and responsibility (i.e., digital literacy, information literacy, copyright, privacy, legal)
4. Pre-service teachers use their knowledge of subject matter, teaching and learning, and technology to facilitate experiences that advance student learning, analysis, creativity, and innovation in both face- to-face and virtual environments.
5. Pre-service teachers advocate and teach safe, legal, and ethical use of digital information and technology modeling acceptable use policies including respect for copyright, intellectual property, the appropriate documentation of sources, and strategies for addressing threats to security of technology systems, data, and information.

**Suggested Artifact(s)**

- Join a network devoted to technology using teachers like classroom 2.0
- Be an active member of a professional learning network
- Offer an Internet Ethics Resource for community members
- Write a letter convincing the school board to remove blocks from Internet usage at your school
- Role play scenario for social networking arguing for and against advantages/disadvantages
- View a school's acceptable use policy - demonstrate understanding
- *Target: Practicum where lesson/unit is implemented and evaluated*

*Standard 10: Community and Partnerships - The teacher interacts in an innovative professional, effective manner with colleagues, parents, and other members of the community to support students' learning and well-being. Models digital-age work and exhibits knowledge, skills, and abilities that are representative of a global and digital society.*

**Performance**

1. Pre-service teachers collaborate with students, peers, parents, and community members using digital tools and resources to support student success and innovation by sharing information and supporting creativity, innovation, and improved learning outcomes.
2. Pre-service teachers *promote opportunities for students of all capabilities* to engage with other students, colleagues, and community members in either face-to-face or virtual environments (i.e., collaborative knowledge construction, participatory culture).
3. Pre-service teachers participate in and use local and global learning communities to explore creative applications of technology to improve student learning.
4. Pre-service teachers provide opportunities for students to apply communications technology resources to interact with students or experts from other communities and other countries.

**Suggested Artifact(s)**

- Be an active member of a professional learning network
- Create own network for learning or join with other classrooms (i.e., epal; iearn; globalschool.net; jason project; go north; NASA)
- Develop lesson that uses one of the social networks
- Use web conferencing to view a class using technology in action; create a list of items you want to integrate into teaching; reflect and incorporate practices learned into teaching
- Offer an Internet Ethics Resource for community members
- *Target: Practicum where lesson/unit integrating community and partnership is implemented and evaluated*

## Idaho Foundation Standards for Professional-Technical Teachers

In addition to the standards listed here, professional-technical teachers must meet Idaho Core Teacher Standards and one of the following: (1) Idaho Standards for Agricultural Science and Technology Teachers, (2) Idaho Standards for Business Technology Teachers, (3) Idaho Standards for Family and Consumer Sciences Teachers, (4) Idaho Standards for Marketing Technology Teachers, or (5) Idaho Standards for Technology Education Teachers. Occupationally-certified teachers must meet these foundation standards for Professional-Technical teachers.

The following knowledge and performance statements for the professional-technical teacher standards are widely recognized, but not all-encompassing or absolute, indicators that teacher candidates have met the standards. The evidence validating candidates' ability to demonstrate these standards shall be collected from a variety of settings including, but not limited to, courses, practicum, and field experiences. It is the responsibility of a teacher preparation program to use indicators in a manner that is consistent with its conceptual framework and that assures attainment of the standards.

An important component of the teaching profession is a candidate's disposition. Professional dispositions are how the candidate views the teaching profession, their content area, and/or students and their learning. Every teacher preparation program at each institution is responsible for establishing and promoting a comprehensive set of guidelines for candidate dispositions.

\* This language was written by a committee of content experts and has been adopted verbatim.

***Standard 1: Knowledge of Subject Matter - The teacher understands the central concepts, tools of inquiry, and structures of the content area(s) taught, and creates learning experiences that make these aspects of subject matter meaningful for learners.***

### **Knowledge**

1. The teacher understands basic technological principles, processes, and skills such as design and problem solving, team decision making, information gathering, and safety.
2. The teacher understands how basic academic skills and advanced technology can be integrated into an occupational learning environment.
3. The teacher understands industry logistics, technical terminologies, and procedures for the occupational area.
4. The teacher understands industry trends and labor market needs.
5. The teacher understands workplace leadership models.
6. The teacher understands the philosophical principles and the practices of professional-technical education.

7. The teacher understands the importance of student leadership qualities in technical program areas.

**Performance**

1. The teacher maintains current technical skills and seeks continual improvement.
2. The teacher demonstrates specific occupational skills necessary for employment.
3. The teacher uses current terminology, industry logistics, and procedures for the occupational area.
4. The teacher incorporates and promotes leadership skills in state-approved Professional-Technical Student Organizations (PTSO).
5. The teacher writes and evaluates occupational objectives and competencies.
6. The teacher uses a variety of technical instructional resources.
7. The teacher assesses the occupational needs of the community.
8. The teacher facilitates experiences designed to develop skills for successful employment.
9. The teacher informs students about opportunities to develop employment skills (e.g., work-study programs, internships, volunteer work, and employment opportunities).

*Standard 2: Knowledge of Human Development and Learning - The teacher understands how students learn and develop, and provides opportunities that support their intellectual, social, and personal development.*

*Standard 3: Modifying Instruction for Individual Needs - The teacher understands how students differ in their approaches to learning and creates instructional opportunities to meet students' diverse needs and experiences.*

*Standard 4: Multiple Instructional Strategies - The teacher understands and uses a variety of instructional strategies to develop student learning.*

**Knowledge**

1. The teacher understands the entry-level skills in the occupation.
2. The teacher understands workplace culture and ethics.
3. The teacher understands how to provide students with realistic occupational and/or work experiences.



**STATE DEPARTMENT OF EDUCATION  
NOVEMBER 30, 2015**

4. The teacher knows how to use education professionals, trade professionals, and research to enhance student understanding of processes, knowledge, and safety.
5. The teacher understands how occupational trends and issues affect the workplace.
6. The teacher understands how to integrate academic skills into technical content areas.
7. The teacher understands the role of innovation and entrepreneurship in the workplace.
8. The teacher understands integration of leadership training, community involvement, and personal growth into instructional strategies.

**Performance**

1. The teacher models appropriate workplace practices and ethics.
2. The teacher discusses state guidelines to aid students in understanding the trends and issues of an occupation.
3. The teacher integrates academic skills appropriate for each occupational area.
4. The teacher uses simulated and/or authentic occupational applications of course content.
5. The teacher uses experts from business, industry, and government as appropriate for the content area.
6. The teacher develops a scope and sequence of instruction related to the students' prior knowledge and that aligns with articulation requirements and course competencies.
7. The teacher integrates instructional strategies and techniques that accommodate prior student knowledge.
8. The teacher discusses innovation and the entrepreneurial role in the workforce and incorporates them where possible.

***Standard 5: Classroom Motivation and Management Skills - The teacher understands individual and group motivation and behavior and creates a learning environment that encourages positive social interaction, active engagement in learning, and self-motivation.***

***Standard 6: Communication Skills - The teacher uses a variety of communication techniques to foster learning and communication skills.***

***Standard 7: Instructional Planning Skills - The teacher plans and prepares instruction based upon knowledge of subject matter, students, the community, and curriculum goals.***

**Knowledge**

1. The teacher recognizes the scope and sequence of content and PTSOs across secondary and postsecondary technical curricula.
2. The teacher knows how to identify community and industry expectations and access resources.

**Performance**

1. The teacher designs instruction that aligns with secondary and postsecondary curricula that develops technical competencies.
2. The teacher designs instruction to meet community and industry expectations.

***Standard 8: Assessment of Student Learning - The teacher understands, uses, and interprets formal and informal assessment strategies to evaluate and advance student performance and to determine program effectiveness.***

**Knowledge**

1. The teacher knows how to use information about a student's progress, including assessments, to evaluate work-readiness.
2. The teacher knows how to conduct a follow-up survey of graduates and how to use the information to modify curriculum and make program improvement.
3. The teacher understands how evaluation connects to instruction.

**Performance**

1. The teacher writes and evaluates occupational goals, objectives, and competencies.
2. The teacher develops clear learning objectives and creates and integrates appropriate assessment tools to measure student learning.
3. The teacher modifies the curriculum, instruction, and the program based on student progress and follow-up data from recent graduates and employers.

***Standard 9: Professional Commitment and Responsibility - The teacher is a reflective practitioner who demonstrates a commitment to professional standards and is continually engaged in purposeful mastery of the art and science of teaching.***

**Knowledge**

1. The teacher understands the value and impact of having a professional development plan.

**STATE DEPARTMENT OF EDUCATION  
NOVEMBER 30, 2015**

2. The teacher understands how sustained professionalism reflects on him or her as an educator and as a representative of his or her industry.

**Performance**

1. The teacher collaborates with an administrator to create a professional development plan.
2. The teacher evaluates and reflects on his or her own level of professionalism as an educator and as a representative of his or her industry.

***Standard 10: Partnerships - The teacher interacts in a professional, effective manner with colleagues, parents, and other members of the community to support students' learning and well-being.***

**Knowledge**

1. The teacher knows the contributions of advisory committees.
2. The teacher understands the importance of using the employment community to validate occupational skills.
3. The teacher understands how to effect change in professional-technical education and in the occupational area taught.
4. The teacher knows about professional organizations within the occupational area.
5. The teacher knows how to cooperatively develop articulation agreements between secondary and postsecondary programs.
6. The teacher understands the structure of state-approved PTSOs.
7. The teacher understands the ideas, opinions, and perceptions of business and industry.

**Performance**

1. The teacher establishes and uses advisory committees for program development and improvement.
2. The teacher cooperates with educators in other content areas to develop appropriate instructional strategies and to integrate learning.
3. The teacher interacts with business, industry, labor, government, and the community to build effective partnerships.
4. The teacher participates in appropriate professional organizations.
5. The teacher cooperatively constructs articulation agreements.
6. The teacher incorporates an active state-approved PTSO in his or her program.

**STATE DEPARTMENT OF EDUCATION  
NOVEMBER 30, 2015**

7. The teacher understands the role of PTSOs as an integral part of the total professional-technical education program.

***Standard 11: Learning Environment - The teacher creates and manages a safe and productive learning environment.***

**Knowledge**

1. The teacher understands how to dispose of waste materials.
2. The teacher understands how to care for, inventory, and maintain materials and equipment.
3. The teacher understands safety contracts and operation procedures.
4. The teacher understands legal safety issues related to the program area.
5. The teacher understands safety requirements necessary to conduct laboratory and field activities.
6. The teacher understands time and organizational skills in laboratory management.
7. The teacher is aware of safety regulations at school and work sites.
8. The teacher understands how to incorporate PTSOs as intracurricular learning experiences.

**Performance**

1. The teacher ensures that facilities, materials, and equipment are safe to use.
2. The teacher instructs and models safety procedures and documents safety instruction, and updates each according to industry standards.
3. The teacher demonstrates effective management skills in the classroom and laboratory environments.
4. The teacher models and reinforces effective work and safety habits.
5. The teacher incorporates PTSOs as intra-curricular learning experiences.

***Standard 12: Workplace Preparation - The teacher prepares students to meet the competing demands and responsibilities of the workplace.***

**Knowledge**

1. The teacher understands workplace employability skills and related issues.
2. The teacher understands the issues of balancing work and personal responsibilities.

**STATE DEPARTMENT OF EDUCATION  
NOVEMBER 30, 2015**

3. The teacher understands how to promote career awareness.

**Performance**

1. The teacher designs instruction that addresses employability skills and related workplace issues.
2. The teacher discusses how to balance demands between work and personal responsibilities.
3. The teacher provides opportunities for career awareness and exploration.

## Idaho Standards for Agricultural Science and Technology Teachers

In addition to the standards listed here, agricultural science and technology teachers must meet Idaho Core Teacher Standards and Idaho Foundation Standards for Professional-Technical Teachers.

The following knowledge and performance statements for the agricultural science and technology teacher standards are widely recognized, but not all-encompassing or absolute, indicators that teacher candidates have met the standards. The evidence validating candidates' ability to demonstrate these standards shall be collected from a variety of settings including, but not limited to, courses, practicum, and field experiences. It is the responsibility of a teacher preparation program to use indicators in a manner that is consistent with its conceptual framework and that assures attainment of the standards.

An important component of the teaching profession is a candidate's disposition. Professional dispositions are how the candidate views the teaching profession, their content area, and/or students and their learning. Every teacher preparation program at each institution is responsible for establishing and promoting a comprehensive set of guidelines for candidate dispositions.

\* This language was written by a committee of content experts and has been adopted verbatim.

***Standard 1: Knowledge of Subject Matter - The teacher understands the central concepts, tools of inquiry, and structures of the content area(s) taught and creates learning experiences that make these aspects of subject matter meaningful for learners.***

### **Knowledge**

1. The teacher understands biological, physical, and applied sciences relative to practical solutions for the agricultural industry.
2. The teacher knows about production agriculture.
3. The teacher knows plant and animal science, agricultural business management, and agricultural mechanics, as well as computer and other technology related to these areas.
4. The teacher understands and has experience in one or more of the following specialized occupational areas:
  - a. Agricultural production and marketing
  - b. Agricultural equipment and supplies
  - c. Agriculture product processing
  - d. Ornamental horticulture and turf grass management (e.g. floriculture, greenhouse management)
  - e. Agricultural business planning and analysis
  - f. Natural resource management
  - g. Environmental science
  - h. Forestry
  - i. Small animal production and care

**STATE DEPARTMENT OF EDUCATION  
NOVEMBER 30, 2015**

5. The teacher understands how to advise, oversee and operate a local FFA chapter and how it relates to the Idaho State and National FFA organizations.
6. The teacher understands how to organize and implement supervised agricultural experience programs including but not limited to working with parents, students, adults, and employers.
7. The teacher is familiar with the administrative duties related to being a secondary agriculture teacher (e.g., extended contract, state reporting procedures, FFA, and SAE).

**Performance**

1. The teacher applies natural and physical science principles to practical solutions.
2. The teacher discusses production agriculture.
3. The teacher discusses and demonstrates, as appropriate, content and best practices of plant and animal science; agricultural business management; and agricultural mechanics; and integrates computer and other technology related to these areas.
4. The teacher advises, oversees and operates a local FFA chapter in relationship to the Idaho State and National FFA organizations.
5. The teacher organizes and implements supervised agricultural experience programs including but not limited to working with parents, students, adults and employers.
6. The teacher observes administrative duties related to being a secondary agriculture teacher (e.g., extended contract, state reporting procedures, FFA, and SAE).

***Standard 2: Knowledge of Human Development and Learning - The teacher understands how students learn and develop, and provides opportunities that support their intellectual, social, and personal development.***

***Standard 3: Modifying Instruction for Individual Needs - The teacher understands how students differ in their approaches to learning and creates instructional opportunities to meet students' diverse needs and experiences.***

***Standard 4: Multiple Instructional Strategies - The teacher understands and uses a variety of instructional strategies to develop student learning.***

***Standard 5: Classroom Motivation and Management Skills - The teacher understands individual and group motivation and behavior and creates a learning environment that encourages positive social interaction, active engagement in learning, and self-motivation.***

***Standard 6: Communication Skills - The teacher uses a variety of communication techniques to foster learning and communication skills.***

STATE DEPARTMENT OF EDUCATION  
NOVEMBER 30, 2015

*Standard 7: Instructional Planning Skills - The teacher plans and prepares instruction based on knowledge of subject matter, students, the community, curriculum goals, and instructional strategies.*

*Standard 8: Assessment of Student Learning - The teacher understands, uses, and interprets formal and informal assessment strategies to evaluate and advance student performance and to determine program effectiveness.*

*Standard 9: Professional Commitment and Responsibility - The teacher is a reflective practitioner who demonstrates a commitment to professional standards and is continuously engaged in purposeful mastery of the art and science of teaching.*

*Standard 10: Partnerships - The teacher interacts in a professional, effective manner with colleagues, parents, and other members of the community to support students' learning and well-being.*



## Idaho Standards for Business Technology Teachers

In addition to the standards listed here, business technology teachers must meet Idaho Core Teacher Standards and Idaho Foundation Standards for Professional-Technical Teachers.

The following knowledge and performance statements for the business technology teacher standards are widely recognized, but not all-encompassing or absolute, indicators that teacher candidates have met the standards. The evidence validating candidates' ability to demonstrate these standards shall be collected from a variety of settings including, but not limited to, courses, practicum, and field experiences. It is the responsibility of a teacher preparation program to use indicators in a manner that is consistent with its conceptual framework and that assures attainment of the standards.

An important component of the teaching profession is a candidate's disposition. Professional dispositions are how the candidate views the teaching profession, their content area, and/or students and their learning. Every teacher preparation program at each institution is responsible for establishing and promoting a comprehensive set of guidelines for candidate dispositions.

\* This language was written by a committee of content experts and has been adopted verbatim.

***Standard 1: Knowledge of Subject Matter - The teacher understands the central concepts, tools of inquiry, and structures of the content area(s) taught and creates learning experiences that make these aspects of subject matter meaningful for learners.***

### **Knowledge**

1. The teacher possesses a foundational level of knowledge about a broad range of business subjects, for example, accounting, business law, communications, economics, information systems, international business, management, marketing, and office administration.
2. The teacher possesses knowledge in areas related to business, career education, entrepreneurship, interrelationships in business, mathematics, and personal finance.
3. The teacher possesses knowledge of appropriate technology.
4. The teacher understands how to advise, oversee and operate a local Business Professionals of America (BPA) chapter and how it relates to the Idaho State and National BPA organizations.

### **Performance**

1. The teacher demonstrates industry-standard skill levels required by the endorsement, for example, in accounting, business technology and office procedures.
2. The teacher effectively delivers business and business technology content at the junior high, middle school, and/or secondary levels.

**STATE DEPARTMENT OF EDUCATION  
NOVEMBER 30, 2015**

3. The teacher demonstrates the efficient use of technology to accomplish tasks related to business and industry.
4. The teacher integrates BPA through intracurricular approaches in the business program of study.

*Standard 2: Knowledge of Human Development and Learning - The teacher understands how students learn and develop, and provides opportunities that support their intellectual, social, and personal development.*

*Standard 3: Modifying Instruction for Individual Needs - The teacher understands how students differ in their approaches to learning and creates instructional opportunities to meet students' diverse needs and experiences.*

*Standard 4: Multiple Instructional Strategies - The teacher understands and uses a variety of instructional strategies to develop student learning.*

*Standard 5: Classroom Motivation and Management Skills - The teacher understands individual and group motivation and behavior and creates a learning environment that encourages positive social interaction, active engagement in learning, and self-motivation.*

*Standard 6: Communication Skills - The teacher uses a variety of communication techniques to foster learning and communication skills.*

*Standard 7: Instructional Planning Skills - The teacher plans and prepares instruction based upon knowledge of subject matter, students, the community, and curriculum goals.*

*Standard 8: Assessment of Student Learning - The teacher understands, uses, and interprets formal and informal assessment strategies to evaluate and advance student performance and to determine program effectiveness.*

*Standard 9: Professional Commitment and Responsibility - The teacher is a reflective practitioner who demonstrates a commitment to professional standards and is continuously engaged in purposeful mastery of the art and science of teaching.*

*Standard 10: Partnerships - The teacher interacts in a professional, effective manner with colleagues, parents, and other members of the community to support students' learning and well-being.*

## Idaho Standards for Family and Consumer Sciences Teachers

In addition to the standards listed here, family and consumer sciences teachers must meet the Idaho Core Teacher Standards and Idaho Foundation Standards for Professional-Technical Teachers.

The following knowledge and performance statements for the family and consumer sciences teacher standards are widely recognized, but not all-encompassing or absolute, indicators that teacher candidates have met the standards. The evidence validating candidates' ability to demonstrate these standards shall be collected from a variety of settings including, but not limited to, courses, practicum, and field experiences. It is the responsibility of a teacher preparation program to use indicators in a manner that is consistent with its conceptual framework and that assures attainment of the standards.

An important component of the teaching profession is a candidate's disposition. Professional dispositions are how the candidate views the teaching profession, their content area, and/or students and their learning. Every teacher preparation program at each institution is responsible for establishing and promoting a comprehensive set of guidelines for candidate dispositions.

\* This language was written by a committee of content experts and has been adopted verbatim.

***Standard 1: Knowledge of Subject Matter - The teacher understands the central concepts, tools of inquiry, and structures of the content area(s) taught and creates learning experiences that make these aspects of subject matter meaningful for learners.***

### **Knowledge**

1. The teacher understands the significance of family and its impact on the well-being of children, adults, and society and the multiple life roles and responsibilities in family, career, and community settings.
2. Teacher understands the impact of families' multiple roles within the home, workplace and community.
3. The teacher knows of community agencies and organizations that provide assistance to individuals and families.
4. The teacher understands how interpersonal relationships, cultural patterns, and diversity affect individuals, families, community, and the workplace.
5. The teacher understands the roles and responsibilities of parenting and factors that affect human growth and development across the life span.

**STATE DEPARTMENT OF EDUCATION  
NOVEMBER 30, 2015**

6. The teacher understands the science and practical application involved in planning, selecting, preparing, and serving food according to the principles of sound nutrition, cultural and economic needs of individuals, families, and industry; along with practices to encourage wellness for life.
7. The teacher understands the design, selection, and care of textiles and apparel products.
8. The teacher understands housing, design, furnishings, technology, and equipment needs for individuals, families, and industry.
9. The teacher understands consumer economic issues and behavior for managing individual and family resources to achieve goals at various stages of the life cycle.
10. The teacher understands resource conservation and environmental issues in relation to family and community health.
11. The teacher understands the nature of the profession and knows of careers related to family and consumer sciences.
12. The teacher understands how social media can influence communication and outcomes between individuals, family members, and community connections.
13. The teacher understands how to incorporate Family, Career and Community Leaders of America (FCCLA) as intra-curricular learning experiences.

**Performance**

1. The teacher demonstrates a command of instructional methodology in the delivery of family and consumer sciences content at the middle and secondary school levels.
2. The teacher integrates Family, Career and Community Leaders of America, FCCLA into family and consumer sciences instruction.
3. The teacher validates the significance of family and its impact on the well-being of children, adults, individuals and society and the multiple life roles and responsibilities in family, work career, and community settings.
4. The teacher selects and creates learning experiences that include the impact of families' multiple roles within the home, workplace and community.
5. The teacher knows of community agencies and organizations that provide assistance to individuals and families.
6. The teacher selects and creates learning experiences that include how interpersonal relationships, cultural patterns, and diversity affect individuals, families, community, and the workplace.

**STATE DEPARTMENT OF EDUCATION  
NOVEMBER 30, 2015**

7. The teacher promotes the roles and responsibilities of parenting and factors that affect human growth and development across the life span.
8. The teacher incorporates the science and practical application involved in planning, selecting, preparing, and serving food according to the principles of sound nutrition, and cultural and economic needs of individuals, and families, and industry; along with practices to encourage wellness for life.
9. The teacher demonstrates the design, selection, and care of textiles and apparel products.
10. The teacher demonstrates housing, design, furnishings, technology, and equipment needs for individuals, and families, and industry.
11. The teacher integrates consumer economic issues about and behavior for managing individual and family resources to achieve goals at various stages of the life cycle.
12. The teacher integrates resource conservation and environmental issues in relation to family and community health.
13. The teacher maintains an awareness of the nature of the profession and knows of careers related to family and consumer sciences.
14. The teacher selects and creates learning experiences on how social media can influence communication and outcomes between individuals, family members, and community connections.

***Standard 2: Knowledge of Human Development and Learning - The teacher understands how students learn and develop, and provides opportunities that support their intellectual, social, and personal development.***

**Knowledge**

1. The teacher understands how students learn and develop, and provides opportunities that support their intellectual, social, physical, emotional and moral development.

**Performance**

1. The teacher develops lessons which focus on progressions and ranges of individual variation within intellectual, social, physical, emotional and moral development and their interrelationships.

***Standard 3: Modifying Instruction for Individual Needs - The teacher understands how students differ in their approaches to learning and creates instructional opportunities to meet students' diverse needs and experiences.***

***Standard 4: Multiple Instructional Strategies - The teacher understands and uses a variety of instructional strategies to develop student learning.***

*Standard 5: Classroom Motivation and Management Skills - The teacher understands individual and group motivation and behavior and creates a learning environment that encourages positive social interaction, active engagement in learning, and self-motivation.*

**Knowledge**

1. The teacher understands individual and group motivation and behavior and creates a student centered learning environment that encourages positive social interaction, active engagement in learning, exploration of adaptive solutions, and self-motivation.

**Performance**

1. The teacher promotes individual and group motivation and behavior and creates a student centered learning environment that encourages positive social interaction, active engagement in learning, exploration of adaptive solutions, and self-motivation.

*Standard 6: Communication Skills - The teacher uses a variety of communication techniques to foster learning and communication skills.*

*Standard 7: Instructional Planning Skills - The teacher plans and prepares instruction based on knowledge of subject matter, students, the community, curriculum goals, and instructional strategies.*

**Knowledge**

1. The teacher understands how to apply knowledge about the current subject matter, learning theory, instructional strategies, curriculum development, evaluation, and child and adolescent development to meet curriculum goals using family and consumer sciences national standards and other resources.
2. The teacher understands how program alignment across grade levels and disciplines maximizes learning.

**Performance**

1. The teacher maximizes such elements as instructional materials; individual student interests, needs, and aptitudes; technology and community resources in planning instruction that creates an effective bridge between curriculum goals and students learning.

*Standard 8: Assessment of Student Learning - The teacher understands, uses, and interprets formal and informal assessment strategies to evaluate and advance student performance and to determine program effectiveness.*

**Knowledge**

1. The teacher understands formal and informal comprehensive and industry assessment strategies to evaluate and advance student performance and to determine program effectiveness.

**Performance**

1. The teacher uses and interprets formal and informal comprehensive and industry assessment strategies to evaluate and advance student performance and to determine program effectiveness.

*Standard 9: Professional Commitment and Responsibility - The teacher is a reflective practitioner who demonstrates a commitment to professional standards and is continuously engaged in purposeful mastery of the art and science of teaching.*

**Knowledge**

1. The teacher understands how to research and select relevant professional development aligned to curriculum and industry standards.

**Performance**

1. The teacher participates in continual relevant professional development in order to stay current in content areas.

*Standard 10: Partnerships - The teacher interacts in a professional, effective manner with colleagues, parents, and other members of the community to support students' learning and well-being.*

## Idaho Standards for Marketing Technology Teachers

In addition to the standards listed here, marketing technology teachers must meet Idaho Core Teacher Standards and Idaho Foundation Standards for Professional-Technical Teachers.

The following knowledge and performance statements for the marketing technology teacher standards are widely recognized, but not all-encompassing or absolute, indicators that teacher candidates have met the standards. The evidence validating candidates' ability to demonstrate these standards shall be collected from a variety of settings including, but not limited to, courses, practicum, and field experiences. It is the responsibility of a teacher preparation program to use indicators in a manner that is consistent with its conceptual framework and that assures attainment of the standards.

An important component of the teaching profession is a candidate's disposition. Professional dispositions are how the candidate views the teaching profession, their content area, and/or students and their learning. Every teacher preparation program at each institution is responsible for establishing and promoting a comprehensive set of guidelines for candidate dispositions.

\* This language was written by a committee of content experts and has been adopted verbatim.

***Standard 1: Knowledge of Subject Matter - The teacher understands the central concepts, tools of inquiry, and structures of the content area(s) taught and creates learning experiences that make these aspects of subject matter meaningful for learners.***

### **Knowledge**

1. The teacher possesses a foundational level of knowledge about a broad range of business subjects for example, accounting, business law, communications, economics, information systems, international business, management, marketing, merchandising, and retailing.
2. The teacher possesses knowledge in areas related to marketing, for example, business technology, career education, entrepreneurship, mathematics, personal finance, and interrelationships in business.
3. The teacher possesses knowledge of appropriate technology.
4. The teacher understands how to advise, oversee, and operate a local DECA/Collegiate DECA professional-technical student organization as a part of the state and national organization, and its intra-curricular role in marketing education.

### **Performance**

1. The teacher demonstrates industry-standard skill levels required by the endorsement, for example accounting, advertising, coordination techniques, and promotions.
2. The teacher effectively delivers marketing content at the junior high, middle school and/or



high school levels.

3. The teacher demonstrates the efficient use of technology to accomplish tasks related to business and industry.
4. The teacher embeds DECA/Collegiate DECA activities and curriculum through an intracurricular approach within the marketing program of study.

***Standard 2: Knowledge of Human Development and Learning - The teacher understands how students learn and develop, and provides opportunities that support their intellectual, social, and personal development.***

***Standard 3: Modifying Instruction for Individual Needs - The teacher understands how students differ in their approaches to learning and creates instructional opportunities to meet students' diverse needs and experiences.***

***Standard 4: Multiple Instructional Strategies - The teacher understands and uses a variety of instructional strategies to develop student learning.***

***Standard 5: Classroom Motivation and Management Skills - The teacher understands individual and group motivation and behavior and creates a learning environment that encourages positive social interaction, active engagement in learning, and self-motivation.***

***Standard 6: Communication Skills - The teacher uses a variety of communication techniques to foster learning and communication skills.***

***Standard 7: Instructional Planning Skills - The teacher plans and prepares instruction based upon knowledge of subject matter, students, the community, and curriculum goals.***

***Standard 8: Assessment of Student Learning - The teacher understands, uses, and interprets formal and informal assessment strategies to evaluate and advance student performance and to determine program effectiveness.***

***Standard 9: Professional Commitment and Responsibility - The teacher is a reflective practitioner who demonstrates a commitment to professional standards and is continuously engaged in purposeful mastery of the art and science of teaching.***

***Standard 10: Partnerships - The teacher interacts in a professional, effective manner with colleagues, parents, and other members of the community to support students' learning and well-being.***

***Standard 11: Learning Environment - The teacher creates and manages a safe and productive learning environment.***

***Standard 12: Workplace Preparation - The teacher prepares students to meet the competing demands and responsibilities of the workplace.***

## Idaho Standards for Technology Education Teachers

In addition to the standards listed here, technology education teachers must meet Idaho Core Teacher Standards and Idaho Foundation Standards for Professional-Technical Teachers.

The following knowledge and performance statements for the technology education teacher standards are widely recognized, but not all-encompassing or absolute, indicators that teacher candidates have met the standards. The evidence validating candidates' ability to demonstrate these standards shall be collected from a variety of settings including, but not limited to, courses, practicum, and field experiences. It is the responsibility of a teacher preparation program to use indicators in a manner that is consistent with its conceptual framework and that assures attainment of the standards.

An important component of the teaching profession is a candidate's disposition. Professional dispositions are how the candidate views the teaching profession, their content area, and/or students and their learning. Every teacher preparation program at each institution is responsible for establishing and promoting a comprehensive set of guidelines for candidate dispositions.

\* This language was written by a committee of content experts and has been adopted verbatim.

***Standard 1: Knowledge of Subject Matter - The teacher understands the central concepts, tools of inquiry, and structures of the content area(s) taught and creates learning experiences that make these aspects of subject matter meaningful for learners.***

### **Knowledge**

1. The teacher has a basic understanding of contemporary communications; manufacturing; power, energy, and transportation; construction; electronics; computer systems; and other relevant emerging technologies.
2. The teacher understands the operation and features of a computer-aided design and computer-aided manufacturing systems.
3. The teacher understands the principles and concepts of engineering design, technology and the associated mathematics and science concepts.
4. The teacher knows the classical and contemporary elements, principles, and processes of structural systems.
5. The teacher understands industry logistics, technical terminologies and procedures for the technology occupational area.
6. The teacher understands the importance of team dynamics and the project management

process when working in the technology occupational areas.

**Performance**

1. The teacher demonstrates the basic skills that support the fields of communications; manufacturing; power, energy, and transportation; construction; electronics; computer technology and other relevant emerging technologies.
2. The teacher demonstrates how to install, maintain, and troubleshoot computers and peripheral equipment, telecommunications equipment, and other related technology applications.
3. The teacher demonstrates architectural and mechanical drafting and developmental skills.
4. The teacher demonstrates the various phases of the engineering design process.
5. The teacher creates opportunities for students to work collaboratively in teams and practice the project management processes related to the technology occupational areas.

*Standard 2: Knowledge of Human Development and Learning - The teacher understands how students learn and develop, and provides opportunities that support their intellectual, social, and personal development.*

*Standard 3: Modifying Instruction for Individual Needs - The teacher understands how students differ in their approaches to learning and creates instructional opportunities to meet students' diverse needs and experiences.*

*Standard 4: Multiple Instructional Strategies - The teacher understands and uses a variety of instructional strategies to develop student learning.*

*Standard 5: Classroom Motivation and Management Skills - The teacher understands individual and group motivation and behavior and creates a learning environment that encourages positive social interaction, active engagement in learning, and self-motivation.*

*Standard 6: Communication Skills - The teacher uses a variety of communication techniques to foster learning and communication skills.*

*Standard 7: Instructional Planning Skills - The teacher plans and prepares instruction based upon knowledge of subject matter, students, the community, and curriculum goals.*

*Standard 8: Assessment of Student Learning - The teacher understands, uses, and interprets formal and informal assessment strategies to evaluate and advance student performance and to determine program effectiveness.*

*Standard 9: Professional Commitment and Responsibility - The teacher is a reflective practitioner who demonstrates a commitment to professional standards and is continuously engaged in purposeful mastery of the art and science of teaching.*

STATE DEPARTMENT OF EDUCATION  
NOVEMBER 30, 2015

*Standard 10: Partnerships - The teacher interacts in a professional, effective manner with colleagues, parents, and other members of the community to support students' learning and well-being.*

## Idaho Foundation Standards for Science Teachers

All teacher preparation programs are expected to meet the Idaho Core Teacher Standards and the standards specific to their discipline area(s). Additionally, all teacher candidates are expected to meet the requirements defined in State Board Rule (08.02.02: Rules Governing Uniformity).

The following knowledge and performance statements for the Science Teacher Standards are widely recognized, but not all-encompassing or absolute, indicators that teacher preparation programs have met the standards. The evidence validating candidates' ability to demonstrate these standards shall be collected from a variety of settings including, but not limited to, courses, practicum, and field experiences. It is the responsibility of a teacher preparation program to use indicators in a manner that is consistent with its conceptual framework and that assures attainment of the standards.

In addition to the standards listed here, science teachers must meet Idaho Core Teacher Standards and at least one of the following: (1) Idaho Standards for Biology Teachers, (2) Idaho Standards for Chemistry Teachers, (3) Idaho Standards for Earth and Space Science Teachers, (4) Idaho Standards for Natural Science Teachers, (5) Idaho Standards for Physical Science Teachers, or (6) Idaho Standards for Physics Teachers.

An important component of the teaching profession is a candidate's disposition. Professional dispositions are how candidates view the teaching profession, their content area, and/or students and their learning. Every teacher preparation program at each institution is responsible for establishing and promoting a comprehensive set of guidelines for candidate dispositions.

*\*This language was written by a committee of content experts and has been adopted verbatim.*

***Standard 1: Knowledge of Subject Matter - The teacher understands the central concepts, tools of inquiry, and structures of the discipline taught and creates learning experiences that make these aspects of subject matter meaningful for students.***

### **Knowledge**

1. The teacher knows the history and nature of science and scientific theories.
2. The teacher understands the science content within the context of the Idaho Science Content Standards within their appropriate certification.
3. The teacher understands the concepts of form and function.
4. The teacher understands the interconnectedness among the science disciplines.
5. The teacher understands the process of scientific inquiry: investigate scientific phenomena, interpret findings, and communicate results.
6. The teacher knows how to construct deeper understanding of scientific phenomena

through study, demonstrations, and laboratory and field activities.

7. The teacher understands the importance of accurate and precise measurements in science and reports measurements in an understandable way.

**Performance**

1. The teacher provides students with opportunities to view science in its cultural and historical context by using examples from history and including scientists of both genders and from varied social and cultural groups.
2. The teacher continually adjusts curriculum and activities to align them with new scientific data.
3. The teacher provides students with a holistic, interdisciplinary understanding of concepts in life, earth systems/space, physical, and environmental sciences.
4. The teacher helps students build scientific knowledge and develop scientific habits of mind.
5. The teacher demonstrates competence in investigating scientific phenomena, interpreting findings, and communicating results.
6. The teacher models and encourages the skills of scientific inquiry, including creativity, curiosity, openness to new ideas, and skepticism that characterize science.
7. The teacher creates lessons, demonstrations, and laboratory and field activities that effectively communicate and reinforce science concepts and principles.
8. The teacher engages in scientific inquiry in science coursework.

***Standard 2: Knowledge of Human Development and Learning - The teacher understands how students learn and develop, and provides opportunities that support their intellectual, social, and personal development.***

**Knowledge**

1. The teacher knows how students construct scientific knowledge and develop scientific habits of mind.
2. The teacher knows commonly held conceptions and misconceptions about science and how they affect student learning.

**Performance**

1. The teacher identifies students' conceptions and misconceptions about the natural world.
2. The teacher engages students in constructing deeper understandings of the natural world.

*Standard 3: Modifying Instruction for Individual Needs - The teacher understands how students differ in their approaches to learning and creates instructional opportunities to meet students' diverse needs and experiences.*

*Standard 4: Multiple Instructional Strategies - The teacher understands and uses a variety of instructional strategies to develop student learning.*

**Knowledge**

1. The teacher understands how to apply mathematics and technology to analyze, interpret, and display scientific data.
2. The teacher understands how to implement scientific inquiry.
3. The teacher understands how to engage students in making deeper sense of the natural world through careful orchestration of demonstrations of phenomena for larger groups when appropriate.
4. The teacher understands how to use research based best practices to engage students in learning science.

**Performance**

1. The teacher applies mathematical derivations and technology in analysis, interpretation, and display of scientific data.
2. The teacher uses instructional strategies that engage students in scientific inquiry and that develop scientific habits of mind.
3. The teacher engages students in making deeper sense of the natural world through careful orchestration of demonstrations of phenomena for larger groups when appropriate.

*Standard 5: Classroom Motivation and Management Skills - The teacher understands individual and group motivation and behavior and creates a learning environment that encourages positive social interaction, active engagement in learning, and self-motivation.*

*Standard 6: Communication Skills - The teacher uses a variety of communication techniques to foster learning and communication skills in the classroom.*

**Knowledge**

1. The teacher knows how to use a variety of interfaced electronic hardware and software for communicating data.
2. The teacher knows how to use graphics, statistical, modeling, and simulation software, as well as spreadsheets to develop and communicate science concepts.
3. The teacher understands technical writing as a way to communicate science concepts and processes.

**Performance**

1. The teacher models the appropriate scientific interpretation and communication of scientific evidence through technical writing, scientific posters, multimedia presentations, and electronic communications media.
2. The teacher engages students in sharing data during laboratory investigation to develop and evaluate conclusions.
3. The teacher engages students in the use of computers in laboratory/field activities to gather, organize, analyze, and graphically present scientific data.
4. The teacher engages students in the use of computer modeling and simulation software to communicate scientific concepts.

*Standard 7: Instructional Planning Skills - The teacher plans and prepares instruction based on knowledge of subject matter, students, the community, curriculum goals, and instructional strategies.*

*Standard 8: Assessment of Student Learning - Assessment of Student Learning - The teacher understands, uses, and interprets formal and informal assessment strategies to evaluate and advance student performance and to determine teaching effectiveness.*

*Standard 9: Professional Commitment and Responsibility - The teacher is a reflective practitioner who demonstrates a commitment to professional standards and is continuously engaged in purposeful mastery of the art and science of teaching.*

**Knowledge**

1. The teacher understands the importance of keeping current on research related to how students learn science.
2. The teacher understands the importance of keeping current on scientific research findings.

**Performance**

1. The teacher incorporates current research related to student learning of science into science curriculum and instruction.
2. The teacher incorporates current scientific research findings into science curriculum and instruction.

*Standard 10: Partnerships - The teacher interacts in a professional, effective manner with colleagues, parents, and other members of the community to support students' learning and well-being.*



*Standard 11: Safe Learning Environment - The science teacher provides for a safe learning environment.*

**Knowledge**

1. The teacher knows how to select materials that match instructional goals as well as how to maintain a safe environment.
2. The teacher is aware of available resources and standard protocol for proper disposal of waste materials.
3. The teacher knows how to properly care for, inventory, and maintain materials and equipment.
4. The teacher is aware of legal responsibilities associated with safety.
5. The teacher knows the safety requirements necessary to conduct laboratory and field activities and demonstrations.
6. The teacher knows how to procure and use Material Safety Data Sheets (MSDS).

**Performance**

1. The teacher develops instruction that uses appropriate materials and ensures a safe environment.
2. The teacher creates and ensures a safe learning environment by including appropriate documentation of activities.
3. The teacher makes informed decisions about the use of specific chemicals or performance of a lab activity regarding facilities and student age and ability.
4. The teacher models safety at all times.
5. The teacher makes use of Material Safety Data Sheet (MSDS) and storage information for laboratory materials.
6. The teacher creates lesson plans and teaching activities consistent with appropriate safety considerations.
7. The teacher evaluates lab and field activities for safety.
8. The teacher evaluates a facility for compliance to safety regulations.
9. The teacher uses safety procedures and documents safety instruction.
10. The teacher demonstrates the ability to acquire, use, and maintain materials and lab equipment.

11. The teacher implements laboratory, field, and demonstration safety techniques.

*Standard 12: Laboratory and Field Activities - The science teacher demonstrates competence in conducting laboratory, and field activities.*

**Knowledge**

1. The teacher knows a broad range of laboratory and field techniques.
2. The teacher knows strategies to develop students' laboratory and field skills.

**Performance**

1. The teacher engages students in a variety of laboratory and field techniques.
2. The teacher uses a variety of instructional strategies in laboratory and field experiences to engage students in developing their understanding of the natural world.

## Idaho Standards for Biology Teachers

All teacher preparation programs are expected to meet the Idaho Core Teacher Standards and the standards specific to their discipline area(s). In addition to the standards listed here, biology teachers must meet Idaho Foundation Standards for Science Teachers. Additionally, all teacher candidates are expected to meet the requirements defined in State Board Rule (08.02.02: Rules Governing Uniformity).

The following knowledge and performance statements for the Biology Teacher Standards are widely recognized, but not all-encompassing or absolute, indicators that teacher preparation programs have met the standards. The evidence validating candidates' ability to demonstrate these standards shall be collected from a variety of settings including, but not limited to, courses, practicum, and field experiences. It is the responsibility of a teacher preparation program to use indicators in a manner that is consistent with its conceptual framework and that assures attainment of the standards.

An important component of the teaching profession is a candidate's disposition. Professional dispositions are how candidates view the teaching profession, their content area, and/or students and their learning. Every teacher preparation program at each institution is responsible for establishing and promoting a comprehensive set of guidelines for candidate dispositions.

*\*This language was written by a committee of content experts and has been adopted verbatim.*

***Standard 1: Knowledge of Subject Matter - The teacher understands the central concepts, tools of inquiry, and structures of the discipline taught and creates learning experiences that make these aspects of subject matter meaningful for students.***

### **Knowledge**

1. The teacher understands that there are unifying themes in biology, including levels from molecular to whole organism.
2. The teacher knows the currently accepted taxonomy systems used to classify living things.
3. The teacher understands scientifically accepted theories of how living systems evolve through time.
4. The teacher understands how genetic material and characteristics are passed between generations and how genetic material guide cell and life processes.
5. The teacher knows biochemical processes that are involved in life functions.
6. The teacher knows that living systems interact with their environment and are interdependent with other systems.
7. The teacher understands that systems in living organisms maintain conditions necessary

for life to continue.

8. The teacher understands the cell as the basis for all living organisms and how cells carry out life functions.
9. The teacher understands how matter and energy flow through living and non-living systems.
10. The teacher knows how the behavior of living organisms changes in relation to environmental stimuli.

**Performance**

1. The teacher prepares lessons that help students understand the flow of matter and energy through living systems.
2. The teacher assists students in gaining an understanding of the ways living things are interdependent.
3. The teacher assists students in understanding how living things impact/change their environment and how the physical environment impacts/changes living things.
4. The teacher helps students understand how the principles of genetics apply to the flow of characteristics from one generation to the next.
5. The teacher helps students understand how genetic “information” is translated into living tissue and chemical compounds necessary for life.
6. The teacher helps students understand accepted scientific theories of how life forms have evolved through time and the principles on which these theories are based.
7. The teacher helps students understand the ways living organisms are adapted to their environments.
8. The teacher helps students understand the means by which organisms maintain an internal environment that will sustain life.
9. The teacher helps students classify living organisms into appropriate groups by the current scientifically accepted taxonomic techniques.
10. The teacher helps students understand a range of plants and animals from one-celled organisms to more complex multi-celled creatures composed of systems with specialized tissues and organs.
11. The teacher helps students develop the ability to evaluate ways humans have changed living things and the environment of living things to accomplish human purposes (e.g., agriculture, genetic engineering, dams on river systems, and burning fossil fuels).

12. The teacher helps students understand that the cell, as the basis for all living organisms, carries out life functions.

*Standard 2: Knowledge of Human Development and Learning - The teacher understands how students learn and develop, and provides opportunities that support their intellectual, social, and personal development.*

*Standard 3: Modifying Instruction for Individual Needs - The teacher understands how students differ in their approaches to learning and creates instructional opportunities to meet students' diverse needs and experiences.*

*Standard 4: Multiple Instructional Strategies - Multiple Instructional Strategies - The teacher understands and uses a variety of instructional strategies to develop student learning.*

*Standard 5: Classroom Motivation and Management Skills - The teacher understands individual and group motivation and behavior and creates a learning environment that encourages positive social interaction, active engagement in learning, and self-motivation.*

*Standard 6: Communication Skills - The teacher uses a variety of communication techniques to foster learning and communication skills in the classroom.*

*Standard 7: Instructional Planning Skills - The teacher plans and prepares instruction based on knowledge of subject matter, students, the community, curriculum goals, and instructional strategies.*

*Standard 8: Assessment of Student Learning - The teacher understands, uses, and interprets formal and informal assessment strategies to evaluate and advance student performance and to determine teaching effectiveness.*

*Standard 9: Professional Commitment and Responsibility - The teacher is a reflective practitioner who demonstrates a commitment to professional standards and is continuously engaged in purposeful mastery of the art and science of teaching.*

*Standard 10: Partnerships - The teacher interacts in a professional, effective manner with colleagues, parents, and other members of the community to support students' learning and well-being.*

## Idaho Standards for Chemistry Teachers

All teacher preparation programs are expected to meet the Idaho Core Teacher Standards and the standards specific to their discipline area(s). In addition to the standards listed here, chemistry teachers must meet Idaho Foundation Standards for Science Teachers. Additionally, all teacher candidates are expected to meet the requirements defined in State Board Rule (08.02.02: Rules Governing Uniformity).

The following knowledge and performance statements for the Chemistry Teacher Standards are widely recognized, but not all-encompassing or absolute, indicators that teacher preparation programs have met the standards. The evidence validating candidates' ability to demonstrate these standards shall be collected from a variety of settings including, but not limited to, courses, practicum, and field experiences. It is the responsibility of a teacher preparation program to use indicators in a manner that is consistent with its conceptual framework and that assures attainment of the standards.

An important component of the teaching profession is a candidate's disposition. Professional dispositions are how candidates view the teaching profession, their content area, and/or students and their learning. Every teacher preparation program at each institution is responsible for establishing and promoting a comprehensive set of guidelines for candidate dispositions.

*\*This language was written by a committee of content experts and has been adopted verbatim.*

***Standard 1: Knowledge of Subject Matter - The teacher understands the central concepts, tools of inquiry, and structures of the discipline taught and creates learning experiences that make these aspects of subject matter meaningful for students.***

### **Knowledge**

1. The teacher has a broad knowledge of mathematical principles, including calculus, and is familiar with the connections that exist between mathematics and chemistry.
2. The teacher understands the subdivisions and procedures of chemistry and how they are used to investigate and explain matter and energy.
3. The teacher understands that chemistry is often an activity organized around problem solving and demonstrates ability for the process.
4. The teacher understands the importance of accurate and precise measurements in chemistry and reports measurements in an understandable way.
5. The teacher understands the importance of accurate and precise measurements in science and reports measurements in an understandable way. CORE STANDARDS
6. The teacher knows matter contains energy and is made of particles (subatomic, atomic and molecular).

**STATE DEPARTMENT OF EDUCATION  
NOVEMBER 30, 2015**

7. The teacher can identify and quantify changes in energy and structure.
8. The teacher understands the historical development of atomic and molecular theory.
9. The teacher knows basic chemical synthesis to create new molecules from prec? Molecules
10. The teacher understands the organization of the periodic table and can use it to predict physical and chemical properties.
11. The teacher knows the importance of carbon chemistry and understands the nature of chemical bonding and reactivity of organic molecules.
12. The teacher understands the electronic structure of atoms and molecules and the ways quantum behavior manifests itself at the molecular level.
13. The teacher has a fundamental understanding of quantum mechanics as applied to model systems (e.g., particles in a box).
14. The teacher understands the role of energy and entropy in chemical reactions and knows how to calculate concentrations and species present in mixtures at equilibrium.
15. The teacher knows how to use thermodynamics of chemical systems in equilibrium to control and predict chemical and physical properties.
16. The teacher understands the importance of research in extending and refining the field of chemistry and strives to remain current on new and novel results and applications.

**Performance**

1. The teacher consistently reinforces the underlying themes, concepts, and procedures of the basic areas of chemistry during instruction, demonstrations, and laboratory activities to facilitate student understanding.
2. The teacher models the application of mathematical concepts for chemistry (e.g., dimensional analysis, statistical analysis of data, and problem-solving skills).
3. The teacher helps the student make accurate and precise measurements with appropriate units and to understand that measurements communicate precision and accuracy.
4. The teacher helps the student develop strategies for solving problems using dimensional analysis and other methods.
5. The teacher helps the student understand that matter is made of particles and energy and that matter and energy are conserved in chemical reactions.
6. The teacher helps the student understand the composition of neutral and ionic atoms and molecules.

**STATE DEPARTMENT OF EDUCATION  
NOVEMBER 30, 2015**

7. The teacher helps the student learn the language and symbols of chemistry, including the symbols of elements and the procedures for naming compounds and distinguishing charged states.
8. The teacher helps the student understand the structure of the periodic table and the information that structure provides about chemical and physical properties of the elements.
9. The teacher helps the student begin to categorize and identify a variety of chemical reaction types.
10. The teacher helps the student understand stoichiometry and develop quantitative relationships in chemistry.
11. The teacher helps the student understand and apply modern atomic, electronic and bonding theories.
12. The teacher helps the student understand ionic and covalent bonding in molecules and predict the formula and structure of stable common molecules.
13. The teacher helps the student understand the quantitative behavior of gases.
14. The teacher helps the student understand and predict the qualitative behavior of the liquid and solid states and determine the intermolecular attraction of various molecules.
15. The teacher helps the student understand molecular kinetic theory and its importance in chemical reactions, solubility, and phase behavior.
16. The teacher helps the student understand the expression of concentration and the behavior and preparation of aqueous solutions.
17. The teacher helps the student understand and predict the properties and reactions of acids and bases.
18. The teacher helps the student understand chemical equilibrium in solutions.
19. The teacher helps the student understand and use chemical kinetics.
20. The teacher helps the student understand and apply principles of chemistry to fields such as earth science, biology, physics, and other applied fields.
21. The teacher helps the student learn the basic organizing principles of organic chemistry.
22. The teacher can do chemical calculations in all phases using a variety of concentration units including pH, molarity, number density, molality, mass and volume percent, parts per million and other units.



**STATE DEPARTMENT OF EDUCATION  
NOVEMBER 30, 2015**

23. The teacher can prepare dilute solutions at precise concentrations and perform and understand general analytical procedures and tests, both quantitative and qualitative.
24. The teacher can use stoichiometry to predict limiting reactants, product yields and determine empirical and molecular formulas.
25. The teacher can correctly name acids, ions, inorganic and organic compounds, and can predict the formula and structure of stable common compounds.
26. The teacher can identify, categorize and understand common acid-base, organic and biochemical reactions.
27. The teacher can demonstrate basic separations in purifications in the lab, including chromatography, crystallization, and distillation.

***Standard 2: Knowledge of Human Development and Learning - The teacher understands how students learn and develop, and provides opportunities that support their intellectual, social, and personal development.***

***Standard 3: Modifying Instruction for Individual Needs - Modifying Instruction for Individual Needs - The teacher understands how students differ in their approaches to learning and creates instructional opportunities to meet students' diverse needs and experiences.***

***Standard 4: Multiple Instructional Strategies - Multiple Instructional Strategies - The teacher understands and uses a variety of instructional strategies to develop student learning.***

***Standard 5: Classroom Motivation and Management Skills - The teacher understands individual and group motivation and behavior and creates a learning environment that encourages positive social interaction, active engagement in learning, and self-motivation.***

***Standard 6: Communication Skills - The teacher uses a variety of communication techniques to foster learning and communication skills in the classroom.***

***Standard 7: Instructional Planning Skills - The teacher plans and prepares instruction based on knowledge of subject matter, students, the community, curriculum goals, and instructional strategies.***

***Standard 8: Assessment of Student Learning - The teacher understands, uses, and interprets formal and informal assessment strategies to evaluate and advance student performance and to determine teaching effectiveness.***

***Standard 9: Professional Commitment and Responsibility - The teacher is a reflective practitioner who demonstrates a commitment to professional standards and is continuously engaged in purposeful mastery of the art and science of teaching.***

STATE DEPARTMENT OF EDUCATION  
NOVEMBER 30, 2015

*Standard 10: Partnerships - The teacher interacts in a professional, effective manner with colleagues, parents, and other members of the community to support students' learning and well-being.*

## Idaho Standards for Earth and Space Science Teachers

All teacher preparation programs are expected to meet the Idaho Core Teacher Standards and the standards specific to their discipline area(s). In addition to the standards listed here, earth and space science teachers must meet Idaho Foundation Standards for Science Teachers. Additionally, all teacher candidates are expected to meet the requirements defined in State Board Rule (08.02.02: Rules Governing Uniformity).

The following knowledge and performance statements for the earth and space science teacher standards are widely recognized, but not all-encompassing or absolute, indicators that teacher preparation programs have met the standards. The evidence validating candidates' ability to demonstrate these standards shall be collected from a variety of settings including, but not limited to, courses, practicum, and field experiences. It is the responsibility of a teacher preparation program to use indicators in a manner that is consistent with its conceptual framework and that assures attainment of the standards.

An important component of the teaching profession is a candidate's disposition. Professional dispositions are how candidates view the teaching profession, their content area, and/or students and their learning. Every teacher preparation program at each institution is responsible for establishing and promoting a comprehensive set of guidelines for candidate dispositions.

*\*This language was written by a committee of content experts and has been adopted verbatim.*

***Standard 1: Knowledge of Subject Matter - The teacher understands the central concepts, tools of inquiry, and structures of the discipline taught and creates learning experiences that make these aspects of subject matter meaningful for students.***

### **Knowledge**

1. The teacher knows how local events can potentially impact local, regional, and global conditions.
2. The teacher understands the rock cycle and the classification systems for rocks and minerals.
3. The teacher understands the theory of plate tectonics and the resulting processes of mountain building, earthquakes, oceanic trenches, volcanoes, sea floor spreading, and continental drift.
4. The teacher understands the sun, moon and earth system and the resulting phenomena.
5. The teacher knows earth history as interpreted using scientific evidence.
6. The teacher understands the composition of the earth and its atmosphere.
7. The teacher understands processes of weathering, erosion, and soil development (e.g., mass wasting, spheroidal weathering, alluvial fans, physical and chemical weathering, glaciers, stream valleys, cirques, and stream terraces).

**STATE DEPARTMENT OF EDUCATION  
NOVEMBER 30, 2015**

8. The teacher knows multiple scientific theories of the origin of galaxies, planets, and stars.
9. The teacher understands the concept of the interaction of forces and other physical science concepts about earth and astronomical change.
10. The teacher understands the flow of energy and matter through earth and astronomic systems.
11. The teacher knows the concepts of weather and climate.
12. The teacher understands ocean environments and how the physical forces on the surface of the earth interact with them.

**Performance**

1. The teacher helps students understand the flow of energy and matter through earth and space systems.
2. The teacher helps students understand seasonal changes in terms of the relative position and movement of the earth and sun.
3. The teacher helps students understand the causes of weather and climate in relation to physical laws of nature.
4. The teacher helps students understand the types of rocks and how they change from one type of rock to another as they move through the rock cycle.
5. The teacher helps students understand the theory of plate tectonics, including continental drift, volcanism, mountain building, ocean trenches, and earthquakes.
6. The teacher helps students understand how scientists use indirect methods, including knowledge of physical principles, to learn about astronomical objects.
7. The teacher helps students understand how accepted scientific theories about prehistoric life are developed.
8. The teacher assists students as they critically evaluate the quality of the data on which scientific theories are based.
9. The teacher helps students understand the movement of air, water, and solid matter in response to the flow of energy through systems.

***Standard 2: Knowledge of Human Development and Learning - The teacher understands how students learn and develop, and provides opportunities that support their intellectual, social, and personal development.***

*Standard 3: Modifying Instruction for Individual Needs - Modifying Instruction for Individual Needs - The teacher understands how students differ in their approaches to learning and creates instructional opportunities to meet students' diverse needs and experiences.*

*Standard 4: Multiple Instructional Strategies - The teacher understands and uses a variety of instructional strategies to develop student learning.*

*Standard 5: Classroom Motivation and Management Skills - The teacher understands individual and group motivation and behavior and creates a learning environment that encourages positive social interaction, active engagement in learning, and self-motivation.*

*Standard 6: Communication Skills - The teacher uses a variety of communication techniques to foster learning and communication skills in the classroom.*

*Standard 7: Instructional Planning Skills - The teacher plans and prepares instruction based on knowledge of subject matter, students, the community, curriculum goals, and instructional strategies.*

*Standard 8: Assessment of Student Learning - The teacher understands, uses, and interprets formal and informal assessment strategies to evaluate and advance student performance and to determine teaching effectiveness.*

*Standard 9: Professional Commitment and Responsibility - The teacher is a reflective practitioner who demonstrates a commitment to professional standards and is continuously engaged in purposeful mastery of the art and science of teaching.*

*Standard 10: Partnerships - The teacher interacts in a professional, effective manner with colleagues, parents, and other members of the community to support students' learning and well-being.*

## Idaho Standards for Natural Science Teachers

Teachers with natural science endorsements must meet all of the following standards:

1. *Idaho Core Teacher Standards*
2. *Idaho Foundation Standards for Science Teachers AND*
3. *Idaho Standards for Biology Teachers OR*
4. *Idaho Standards for Earth and Space Science Teachers OR*
5. *Idaho Standards for Chemistry Teachers OR*
6. *Idaho Standards for Physics Teachers*

**Idaho Standards for Physical Science Teachers**

Teachers with physical science endorsements must meet all of the following standards:

1. *Idaho Core Teacher Standards*
2. *Idaho Foundation Standards for Science Teachers AND*
3. *Idaho Standards for Chemistry Teachers OR*
4. *Idaho Standards for Physics Teachers*

## Idaho Standards for Physics Teachers

All teacher preparation programs are expected to meet the Idaho Core Teacher Standards and the standards specific to their discipline area(s). In addition to the standards listed here physics teachers must meet Idaho Foundation Standards for Science Teachers. Additionally, all teacher candidates are expected to meet the requirements defined in State Board Rule (08.02.02: Rules Governing Uniformity).

The following knowledge and performance statements for the physics teacher standards are widely recognized, but not all-encompassing or absolute, indicators that teacher preparation programs have met the standards. The evidence validating candidates' ability to demonstrate these standards shall be collected from a variety of settings including, but not limited to, courses, practicum, and field experiences. It is the responsibility of a teacher preparation program to use indicators in a manner that is consistent with its conceptual framework and that assures attainment of the standards.

An important component of the teaching profession is a candidate's disposition. Professional dispositions are how candidates view the teaching profession, their content area, and/or students and their learning. Every teacher preparation program at each institution is responsible for establishing and promoting a comprehensive set of guidelines for candidate dispositions.

*\*This language was written by a committee of content experts and has been adopted verbatim.*

***Standard 1: Knowledge of Subject Matter - The teacher understands the central concepts, tools of inquiry, and structures of the discipline taught and creates learning experiences that make these aspects of subject matter meaningful for students.***

### **Knowledge**

1. The teacher understands electromagnetic and gravitational interactions as well as concepts of matter and energy to formulate a coherent understanding of the natural world.
2. The teacher understands the major concepts and principles of the basic areas of physics, including classical and quantum mechanics, thermodynamics, waves, optics, electricity, magnetism, and nuclear physics.
3. The teacher knows how to apply appropriate mathematical and problem solving principles including algebra, geometry, trigonometry, calculus, and statistics in the description of the physical world and is familiar with the connections between mathematics and physics.
4. The teacher understands contemporary physics events, research, and applications.
5. The teacher knows multiple explanations and models of physical phenomena and the process of developing and evaluating explanations of the physical world.



6. The teacher knows the historical development of models used to explain physical phenomena.

**Performance**

1. The teacher engages students in developing and applying conceptual models to describe the natural world.
2. The teacher engages students in testing and evaluating physical models through direct comparison with the phenomena via laboratory and field activities and demonstrations.
3. The teacher engages students in the appropriate use of mathematical principles in examining and describing models for explaining physical phenomena.
4. The teacher engages student in the examination and consideration of the models used to explain the physical world.

*Standard 2: Knowledge of Human Development and Learning - The teacher understands how students learn and develop, and provides opportunities that support their intellectual, social, and personal development.*

*Standard 3: Modifying Instruction for Individual Needs - The teacher understands and uses a variety of instructional strategies to develop student learning.*

*Standard 4: Multiple Instructional Strategies - The teacher understands and uses a variety of instructional strategies to develop student learning.*

*Standard 5: Classroom Motivation and Management Skills - The teacher understands individual and group motivation and behavior and creates a learning environment that encourages positive social interaction, active engagement in learning, and self-motivation.*

*Standard 6: Communication Skills - The teacher uses a variety of communication techniques to foster learning and communication skills in the classroom.*

*Standard 7: Instructional Planning Skills - The teacher plans and prepares instruction based on knowledge of subject matter, students, the community, curriculum goals, and instructional strategies.*

*Standard 8: Assessment of Student Learning - The teacher understands, uses, and interprets formal and informal assessment strategies to evaluate and advance student performance and to determine teaching effectiveness.*

*Standard 9: Professional Commitment and Responsibility - The teacher is a reflective practitioner who demonstrates a commitment to professional standards and is continuously engaged in purposeful mastery of the art and science of teaching.*

STATE DEPARTMENT OF EDUCATION  
NOVEMBER 30, 2015

*Standard 10: Partnerships - The teacher interacts in a professional, effective manner with colleagues, parents, and other members of the community to support students' learning and well-being.*

## **Idaho Foundation Standards for Social Studies Teachers**

Social Studies teachers must meet Idaho Core Teacher Standards and Idaho Foundations Standards for Social Studies Teachers and one of the following: (1) Idaho Standards for Economics Teachers, (2) Idaho Standards for Geography Teachers, (3) Idaho Standards for Government and Civics Teachers, (4) Idaho Standards for History Teachers. Additionally, all teacher candidates are expected to meet the requirements defined in State Board Rule (08.02.02: Rules Governing Uniformity).

The following knowledge and performance statements for the Social Studies Teacher Standards are widely recognized, but not all-encompassing or absolute, indicators that teacher candidates have met the standards. The evidence validating candidates' ability to demonstrate these standards shall be collected from a variety of settings including, but not limited to, courses, practicum, and field experiences. It is the responsibility of a teacher preparation program to use indicators in a manner that is consistent with its conceptual framework and that assures attainment of the standards.

An important component of the teaching profession is a candidate's disposition. Professional dispositions are how candidates view the teaching profession, their content area, and/or students and their learning. Every teacher preparation program at each institution is responsible for establishing and promoting a comprehensive set of guidelines for candidate dispositions.

***Standard #1: Learner Development. The teacher understands how learners grow and develop, recognizing that patterns of learning and development vary individually within and across the cognitive, linguistic, social, emotional, and physical areas, and designs and implements developmentally appropriate and challenging learning experiences.***

### **Knowledge**

1. The teacher understands the influences that contribute to intellectual, social, and personal development.
2. The teacher understands the impact of learner environment on student learning.

### **Performance**

1. The teacher provides opportunities for learners to engage in civic life, politics, and government.

***Standard #2: Learning Differences. The teacher uses understanding of individual differences and diverse cultures and communities to ensure inclusive learning environments that enable each learner to meet high standards.***

***Standard #3: Learning Environments. The teacher works with others to create environments that support individual and collaborative learning, and that encourage positive social interaction, active engagement in learning, and self-motivation.***

*Standard #4: Content Knowledge. The teacher understands the central concepts, tools of inquiry, and structures of the discipline(s) he or she teaches and creates learning experiences that make the discipline accessible and meaningful for learners to assure mastery of the content.*

**Knowledge**

1. The teacher has a broad knowledge base of the social studies and related disciplines (e.g., history, economics, geography, political science, behavioral sciences, humanities).
2. The teacher understands how and why various governments and societies have changed over time.
3. The teacher understands how and why independent and interdependent systems of trade and production develop.
4. The teacher understands the impact that cultures, religions, technologies, social movements, economic systems, and other factors have on civilizations, including their own.
5. The teacher understands the responsibilities and rights of citizens in the United States of America's political system, and how citizens exercise those rights and participate in the system.
6. The teacher understands how geography affects relationships between people, and environments over time.
7. The teacher understands how to identify primary and secondary sources (i.e., documents, artifacts, maps, graphs, charts, tables, statistical data) in interpreting social studies concepts.

**Performance**

1. The teacher compares and contrasts various governments and cultures in terms of their diversity, commonalities, and interrelationships.
2. The teacher incorporates methods of inquiry and scholarly research into the curriculum.

*Standard #5: Application of Content. The teacher understands how to connect concepts and use differing perspectives to engage learners in critical thinking, creativity, and collaborative problem solving related to authentic local and global issues.*

**Knowledge**

1. The teacher incorporates current events and historical knowledge, to guide learners as they predict how people from diverse global and cultural perspectives may experience and interpret the world around them.

2. The teacher understands how to effectively analyze the use of primary and secondary sources in interpreting social studies concepts.

**Performance**

1. The teacher demonstrates and applies chronological historical thinking.
2. The teacher integrates knowledge from the social studies in order to prepare learners to live in a world with limited resources, cultural pluralism, and increasing interdependence.
3. The teacher uses and interprets primary and secondary sources (i.e., documents, artifacts, maps, graphs, charts, tables) when presenting social studies concepts.

*Standard #6: Assessment. The teacher understands and uses multiple methods of assessment to engage learners in their own growth, to monitor learner progress, and to guide the teacher's and learner's decision making.*

*Standard #7: Planning for Instruction. The teacher plans instruction that supports every student in meeting rigorous learning goals by drawing upon knowledge of content areas, curriculum, cross-disciplinary skills, and pedagogy, as well as knowledge of learners and the community context.*

*Standard #8: Instructional Strategies. The teacher understands and uses a variety of instructional strategies to encourage learners to develop deep understanding of content areas and their connections, and to build skills to apply knowledge in meaningful ways.*

**Knowledge**

1. The teacher understands strategies for clear and coherent reading, speaking, listening, and writing within the context of social studies, consistent with approved 6-12 standards.

**Performance**

1. The teacher fosters clear and coherent learner reading, speaking, listening, and writing skills within the context of social studies, consistent with approved 6-12 standards.

*Standard #9: Professional Learning and Ethical Practice. The teacher engages in ongoing professional learning and uses evidence to continually evaluate his/her practice, particularly the effects of his/her choices and actions on others (learners, families, other professionals, and the community), and adapts practice to meet the needs of each learner.*

*Standard #10: Leadership and Collaboration. The teacher seeks appropriate leadership roles and opportunities to take responsibility for student learning, to collaborate with learners, families, colleagues, other school professionals, and community members to ensure learner growth, and to advance the profession.*

## Idaho Standards for Economics Teachers

All teacher preparation programs are expected to meet the Idaho Core Teacher Standards and the standards specific to their discipline area(s). In addition to the standards listed here Economics teachers must meet Idaho Foundation Standards for Social Studies teachers. Additionally, all teacher candidates are expected to meet the requirements defined in State Board Rule (08.02.02: Rules Governing Uniformity).

The following knowledge and performance statements for the Economics teacher standards are widely recognized, but not all-encompassing or absolute, indicators that teacher preparation programs have met the standards. The evidence validating candidates' ability to demonstrate these standards shall be collected from a variety of settings including, but not limited to, courses, practicum, and field experiences. It is the responsibility of a teacher preparation program to use indicators in a manner that is consistent with its conceptual framework and that assures attainment of the standards.

An important component of the teaching profession is a candidate's disposition. Professional dispositions are how candidates view the teaching profession, their content area, and/or students and their learning. Every teacher preparation program at each institution is responsible for establishing and promoting a comprehensive set of guidelines for candidate dispositions.

***Standard #1: Learner Development. The teacher understands how learners grow and develop, recognizing that patterns of learning and development vary individually within and across the cognitive, linguistic, social, emotional, and physical areas, and designs and implements developmentally appropriate and challenging learning experiences.***

***Standard #2: Learning Differences. The teacher uses understanding of individual differences and diverse cultures and communities to ensure inclusive learning environments that enable each learner to meet high standards.***

***Standard #3: Learning Environments. The teacher works with others to create environments that support individual and collaborative learning, and that encourage positive social interaction, active engagement in learning, and self-motivation.***

***Standard #4: Content Knowledge. The teacher understands the central concepts, tools of inquiry, and structures of the discipline(s) he or she teaches and creates learning experiences that make the discipline accessible and meaningful for learners to assure mastery of the content.***

### **Knowledge**

1. The teacher understands basic economic concepts and models (e.g., scarcity, opportunity cost, productive resources, voluntary exchange, supply and demand credit/debt, market incentives, interest rate, imports/exports).

**STATE DEPARTMENT OF EDUCATION  
NOVEMBER 30, 2015**

2. The teacher understands economic indicators (e.g., unemployment, inflation, GDP) in assessing the health of the economy.
3. The teacher understands the functions and characteristics of money.
4. The teacher understands economic systems and the factors that influence each system (e.g., culture, values, belief systems, environmental and geographic impacts, and technology).
5. The teacher knows different types of economic institutions and how they differ from one another (e.g., market structures, stock markets, banking institutions, labor unions).
6. The teacher understands how economic institutions shaped history and influence current economic practices.
7. The teacher understands the principles of sound personal finance and personal investment.
8. The teacher understands fiscal and monetary policy.

**Performance**

1. The teacher demonstrates comprehension, analysis, and relevance of economic principles and concepts.
2. The teacher engages learners in the application of economic concepts in their roles as consumers, producers, and workers.
3. The teacher employs and promotes learner use of graphs, models, and equations to illustrate economic concepts.
4. The teacher illustrates how economic indicators influence historic and current policy.
5. The teacher provides examples of the principles of business organizations and entrepreneurship.
6. The teacher fosters understanding of the important role of economic systems on economic growth.
7. The teacher develops learner understanding of economic issues through application of cost/benefit analyses.
8. The teacher conveys the importance and implications of the global marketplace.

***Standard #5: Application of Content. The teacher understands how to connect concepts and use differing perspectives to engage learners in critical thinking, creativity, and collaborative problem solving related to authentic local and global issues.***

*Standard #6: Assessment. The teacher understands and uses multiple methods of assessment to engage learners in their own growth, to monitor learner progress, and to guide the teacher's and learner's decision making.*

*Standard #7: Planning for Instruction. The teacher plans instruction that supports every student in meeting rigorous learning goals by drawing upon knowledge of content areas, curriculum, cross-disciplinary skills, and pedagogy, as well as knowledge of learners and the community context.*

*Standard #8: Instructional Strategies. The teacher understands and uses a variety of instructional strategies to encourage learners to develop deep understanding of content areas and their connections, and to build skills to apply knowledge in meaningful ways.*

*Standard #9: Professional Learning and Ethical Practice. The teacher engages in ongoing professional learning and uses evidence to continually evaluate his/her practice, particularly the effects of his/her choices and actions on others (learners, families, other professionals, and the community), and adapts practice to meet the needs of each learner.*

*Standard #10: Leadership and Collaboration. The teacher seeks appropriate leadership roles and opportunities to take responsibility for student learning, to collaborate with learners, families, colleagues, other school professionals, and community members to ensure learner growth, and to advance the profession.*



## Idaho Standards for Geography Teachers

All teacher preparation programs are expected to meet the Idaho Core Teacher Standards and the standards specific to their discipline area(s). In addition to the standards listed here Geography teachers must meet Idaho Foundation Standards for Social Studies teachers. Additionally, all teacher candidates are expected to meet the requirements defined in State Board Rule (08.02.02: Rules Governing Uniformity).

The following knowledge and performance statements for the Geography teacher standards are widely recognized, but not all-encompassing or absolute, indicators that teacher preparation programs have met the standards. The evidence validating candidates' ability to demonstrate these standards shall be collected from a variety of settings including, but not limited to, courses, practicum, and field experiences. It is the responsibility of a teacher preparation program to use indicators in a manner that is consistent with its conceptual framework and that assures attainment of the standards.

An important component of the teaching profession is a candidate's disposition. Professional dispositions are how candidates view the teaching profession, their content area, and/or students and their learning. Every teacher preparation program at each institution is responsible for establishing and promoting a comprehensive set of guidelines for candidate dispositions.

***Standard #1: Learner Development. The teacher understands how learners grow and develop, recognizing that patterns of learning and development vary individually within and across the cognitive, linguistic, social, emotional, and physical areas, and designs and implements developmentally appropriate and challenging learning experiences.***

***Standard #2: Learning Differences. The teacher uses understanding of individual differences and diverse cultures and communities to ensure inclusive learning environments that enable each learner to meet high standards.***

***Standard #3: Learning Environments. The teacher works with others to create environments that support individual and collaborative learning, and that encourage positive social interaction, active engagement in learning, and self-motivation.***

***Standard #4: Content Knowledge. The teacher understands the central concepts, tools of inquiry, and structures of the discipline(s) he or she teaches and creates learning experiences that make the discipline accessible and meaningful for learners to assure mastery of the content.***

### **Knowledge**

1. The teacher understands the five themes of geography (movement, region, human environment interaction, location, and place) and how they are interrelated.
2. The teacher understands the characteristics and functions of globes, atlases, maps, map

**STATE DEPARTMENT OF EDUCATION  
NOVEMBER 30, 2015**

projections, aerial photographs, satellite images, global positioning systems (GPS), geographic information systems (GIS), newspapers, journals, and databases.

**Performance**

1. The teacher uses past and present events to interpret political, physical, and cultural patterns.
2. The teacher connects the earth's dynamic physical systems to its impact on humans.
3. The teacher connects population dynamics and distribution to physical, cultural, historical, economic, and political circumstances.
4. The teacher connects the earth's physical systems and varied patterns of human activity to world environmental issues.
5. The teacher incorporates geographic resources (e.g., globes, atlases, maps, map projections, aerial photographs, satellite images, global positioning systems (GPS), geographic information systems (GIS), newspapers, journals, and databases).

*Standard #5: Application of Content. The teacher understands how to connect concepts and use differing perspectives to engage learners in critical thinking, creativity, and collaborative problem solving related to authentic local and global issues.*

*Standard #6: Assessment. The teacher understands and uses multiple methods of assessment to engage learners in their own growth, to monitor learner progress, and to guide the teacher's and learner's decision making.*

*Standard #7: Planning for Instruction. The teacher plans instruction that supports every student in meeting rigorous learning goals by drawing upon knowledge of content areas, curriculum, cross-disciplinary skills, and pedagogy, as well as knowledge of learners and the community context.*

*Standard #8: Instructional Strategies. The teacher understands and uses a variety of instructional strategies to encourage learners to develop deep understanding of content areas and their connections, and to build skills to apply knowledge in meaningful ways.*

*Standard #9: Professional Learning and Ethical Practice. The teacher engages in ongoing professional learning and uses evidence to continually evaluate his/her practice, particularly the effects of his/her choices and actions on others (learners, families, other professionals, and the community), and adapts practice to meet the needs of each learner.*

*Standard #10: Leadership and Collaboration. The teacher seeks appropriate leadership roles and opportunities to take responsibility for student learning, to collaborate with learners, families, colleagues, other school professionals, and community members to ensure learner growth, and to advance the profession.*

**Idaho Standards for American Government/Political Science Teachers**

All teacher preparation programs are expected to meet the Idaho Core Teacher Standards and the standards specific to their discipline area(s). In addition to the standards listed here

**STATE DEPARTMENT OF EDUCATION  
NOVEMBER 30, 2015**

government and civics teachers must meet Idaho Foundation Standards for Social Studies teachers. Additionally, all teacher candidates are expected to meet the requirements defined in State Board Rule (08.02.02: Rules Governing Uniformity).

The following knowledge and performance statements for the American Government/Political Science teacher standards are widely recognized, but not all-encompassing or absolute, indicators that teacher preparation programs have met the standards. The evidence validating candidates' ability to demonstrate these standards shall be collected from a variety of settings including, but not limited to, courses, practicum, and field experiences. It is the responsibility of a teacher preparation program to use indicators in a manner that is consistent with its conceptual framework and that assures attainment of the standards.

An important component of the teaching profession is a candidate's disposition. Professional dispositions are how candidates view the teaching profession, their content area, and/or students and their learning. Every teacher preparation program at each institution is responsible for establishing and promoting a comprehensive set of guidelines for candidate dispositions.

***Standard #1: Learner Development. The teacher understands how learners grow and develop, recognizing that patterns of learning and development vary individually within and across the cognitive, linguistic, social, emotional, and physical areas, and designs and implements developmentally appropriate and challenging learning experiences.***

***Standard #2: Learning Differences. The teacher uses understanding of individual differences and diverse cultures and communities to ensure inclusive learning environments that enable each learner to meet high standards.***

***Standard #3: Learning Environments. The teacher works with others to create environments that support individual and collaborative learning, and that encourage positive social interaction, active engagement in learning, and self-motivation.***

***Standard #4: Content Knowledge. The teacher understands the central concepts, tools of inquiry, and structures of the discipline(s) he or she teaches and creates learning experiences that make the discipline accessible and meaningful for learners to assure mastery of the content.***

**Knowledge**

1. The teacher understands the relationships between civic life, politics, and government.
2. The teacher understands the political spectrum and factors that affect individual political views and behavior.
3. The teacher understands the purpose and foundations of government and constitutional principles of the United States of America's political system.
4. The teacher understands the organization of local, state, federal, and tribal governments,

**STATE DEPARTMENT OF EDUCATION  
NOVEMBER 30, 2015**

how power has evolved, and how responsibilities are organized, distributed, shared, and limited as defined by the Constitution of the United States of America.

5. The teacher understands the importance of international relations (e.g., evolution of foreign policy, national interests, global perspectives, international involvements, human rights, economic impacts, environmental issues).
6. The teacher understands the role of elections, political parties, interest groups, media (including social), and public policy (foreign and domestic) in shaping the United States of America's political system.
7. The teacher understands the civic responsibilities and rights of all individuals in the United States of America (e.g., individual and community responsibilities, participation in the political process, rights and responsibilities of non-citizens, the electoral process).
8. The teacher understands different forms of government found throughout the world.

**Performance**

1. The teacher assists learners in developing an understanding of citizenship and promotes learner engagement in civic life, politics, and government.
2. The teacher demonstrates comprehension and analysis of the foundations and principles of the United States of America political system and the organization and formation of the United States of America government.
3. The teacher demonstrates comprehension and analysis of United States of America foreign policy and international relations.
4. The teacher integrates global perspectives and current events into the study of civics and government.
5. The teacher engages learners in civil discourse and promotes its use in a democratic society.

***Standard #5: Application of Content. The teacher understands how to connect concepts and use differing perspectives to engage learners in critical thinking, creativity, and collaborative problem solving related to authentic local and global issues.***

***Standard #6: Assessment. The teacher understands and uses multiple methods of assessment to engage learners in their own growth, to monitor learner progress, and to guide the teacher's and learner's decision making.***

***Standard #7: Planning for Instruction. The teacher plans instruction that supports every student in meeting rigorous learning goals by drawing upon knowledge of content areas, curriculum, cross-disciplinary skills, and pedagogy, as well as knowledge of learners and the community context.***

STATE DEPARTMENT OF EDUCATION  
NOVEMBER 30, 2015

*Standard #8: Instructional Strategies. The teacher understands and uses a variety of instructional strategies to encourage learners to develop deep understanding of content areas and their connections, and to build skills to apply knowledge in meaningful ways.*

*Standard #9: Professional Learning and Ethical Practice. The teacher engages in ongoing professional learning and uses evidence to continually evaluate his/her practice, particularly the effects of his/her choices and actions on others (learners, families, other professionals, and the community), and adapts practice to meet the needs of each learner.*

*Standard #10: Leadership and Collaboration. The teacher seeks appropriate leadership roles and opportunities to take responsibility for student learning, to collaborate with learners, families, colleagues, other school professionals, and community members to ensure learner growth, and to advance the profession.*

## Idaho Standards for History Teachers

All teacher preparation programs are expected to meet the Idaho Core Teacher Standards and the standards specific to their discipline area(s). In addition to the standards listed here history teachers must meet Idaho Foundation Standards for Social Studies teachers. Additionally, all teacher candidates are expected to meet the requirements defined in State Board Rule (08.02.02: Rules Governing Uniformity).

The following knowledge and performance statements for the History teacher standards are widely recognized, but not all-encompassing or absolute, indicators that teacher preparation programs have met the standards. The evidence validating candidates' ability to demonstrate these standards shall be collected from a variety of settings including, but not limited to, courses, practicum, and field experiences. It is the responsibility of a teacher preparation program to use indicators in a manner that is consistent with its conceptual framework and that assures attainment of the standards.

An important component of the teaching profession is a candidate's disposition. Professional dispositions are how candidates view the teaching profession, their content area, and/or students and their learning. Every teacher preparation program at each institution is responsible for establishing and promoting a comprehensive set of guidelines for candidate dispositions.

***Standard #1: Learner Development. The teacher understands how learners grow and develop, recognizing that patterns of learning and development vary individually within and across the cognitive, linguistic, social, emotional, and physical areas, and designs and implements developmentally appropriate and challenging learning experiences.***

***Standard #2: Learning Differences. The teacher uses understanding of individual differences and diverse cultures and communities to ensure inclusive learning environments that enable each learner to meet high standards.***

***Standard #3: Learning Environments. The teacher works with others to create environments that support individual and collaborative learning, and that encourage positive social interaction, active engagement in learning, and self-motivation.***

***Standard #4: Content Knowledge. The teacher understands the central concepts, tools of inquiry, and structures of the discipline(s) he or she teaches and creates learning experiences that make the discipline accessible and meaningful for learners to assure mastery of the content.***

### **Knowledge**

1. The teacher understands themes and concepts in history (e.g., exploration, expansion, migration, immigration).
2. The teacher understands the political, social, cultural, and economic responses to industrialization and technological innovation.

**STATE DEPARTMENT OF EDUCATION  
NOVEMBER 30, 2015**

3. The teacher understands how international and domestic relations impacted the development of the United States of America.
4. The teacher understands how significant compromises, conflicts, and events defined and continue to define the United States of America.
5. The teacher understands the political, social, cultural, and economic development of the United States of America.
6. The teacher understands the political, social, cultural, and economic development of the peoples of the world.
7. The teacher understands the impact of gender, race, ethnicity, religion, and national origin on history.
8. The teacher understands the appropriate use of primary and secondary sources (i.e., documents, artifacts, maps, graphs, charts, tables, statistical data) in interpreting social studies concepts, historical perspectives, and biases.

**Performance**

1. The teacher makes chronological and thematic connections between political, social, cultural, and economic concepts.
2. The teacher incorporates the issues of gender, race, ethnicity, religion, and national origin into the examination of history.
3. The teacher facilitates student inquiry regarding international relationships.
4. The teacher relates the role of compromises and conflicts to continuity and change across time.
5. The teacher demonstrates an ability to research, analyze, evaluate, and interpret historical evidence.
6. The teacher incorporates the appropriate use of primary and secondary sources (i.e., documents, artifacts, maps, graphs, charts, tables, statistical data) in interpreting social studies concepts, historical perspectives, and biases.

***Standard #5: Application of Content. The teacher understands how to connect concepts and use differing perspectives to engage learners in critical thinking, creativity, and collaborative problem solving related to authentic local and global issues.***



*Standard #6: Assessment. The teacher understands and uses multiple methods of assessment to engage learners in their own growth, to monitor learner progress, and to guide the teacher's and learner's decision making.*

*Standard #7: Planning for Instruction. The teacher plans instruction that supports every student in meeting rigorous learning goals by drawing upon knowledge of content areas, curriculum, cross-disciplinary skills, and pedagogy, as well as knowledge of learners and the community context.*

*Standard #8: Instructional Strategies. The teacher understands and uses a variety of instructional strategies to encourage learners to develop deep understanding of content areas and their connections, and to build skills to apply knowledge in meaningful ways.*

*Standard #9: Professional Learning and Ethical Practice. The teacher engages in ongoing professional learning and uses evidence to continually evaluate his/her practice, particularly the effects of his/her choices and actions on others (learners, families, other professionals, and the community), and adapts practice to meet the needs of each learner.*

*Standard #10: Leadership and Collaboration. The teacher seeks appropriate leadership roles and opportunities to take responsibility for student learning, to collaborate with learners, families, colleagues, other school professionals, and community members to ensure learner growth, and to advance the profession.*

**Idaho Standards for Social Studies Teachers**

*Teachers with a social studies endorsement must meet the following Idaho Standards:*

- 1. *Idaho Core Teacher Standards AND***
- 2. *Foundation Social Studies Standards AND***
- 3. *History Standards OR***
- 4. *Government and Civics Standards OR***
- 5. *Economics Standards OR***
- 6. *Geography Standards***

## Idaho Standards for Exceptional Child Generalists

All teacher candidates are expected to meet the Idaho Core Teacher Standards and the standards specific to their discipline area(s) at the “acceptable” level or above. Additionally, all teacher candidates are expected to meet the requirements defined in State Board Rule (08.02.02: Rules Governing Uniformity).

In addition to the standards listed here, exceptional child teachers must meet Idaho Core Teacher Standards and the Idaho Generalist Standards and may meet one of the following, if applicable: (1) Idaho Standards for Teachers of the Blind and Visually Impaired or (2) Idaho Standards for Teachers of the Deaf and Hard of Hearing.

The following knowledge and performance statements for the Generalist Teacher Standards are widely recognized, but not all-encompassing or absolute, indicators that teacher candidates have met the standards. The evidence validating candidates’ ability to demonstrate these standards shall be collected from a variety of settings including, but not limited to, courses, practicum, and field experiences. It is the responsibility of a teacher preparation program to use indicators in a manner that is consistent with its conceptual framework and that assures attainment of the standards.

An important component of the teaching profession is a candidate’s disposition. Professional dispositions are how the candidate views the teaching profession, their content area, and/or students and their learning. Every teacher preparation program at each institution is responsible for establishing and promoting a comprehensive set of guidelines for candidate dispositions.

***Standard 1: Learner Development and Individual Learning Differences - The teacher understands how exceptionalities may interact with development and learning and use this knowledge to provide meaningful and challenging learning experiences for individuals with exceptionalities.***

### **Knowledge**

1. The teacher understands how language, culture, and family background influence the learning of individuals with exceptionalities.
2. The teacher has an understanding of development and individual differences to respond to the needs of individuals with exceptionalities.
3. The teacher understands how exceptionalities can interact with development and learning.

### **Performance**

1. The teacher modifies developmentally appropriate learning environments to provide relevant, meaningful, and challenging learning experiences for individuals with exceptionalities.

2. The teacher is active and resourceful in seeking to understand how primary language, culture, and family interact with the exceptionality to influence the individual's academic and social abilities, attitudes, values, interests, and career and post-secondary options.

***Standard 2: Learning Environments - The teacher creates safe, inclusive, culturally responsive learning environments so that individuals with exceptionalities become active and effective learners and develop emotional well-being, positive social interactions, and self-determination.***

**Knowledge**

1. The teacher understands applicable laws, rules, regulations, and procedural safeguards regarding behavior management planning for students with disabilities.
2. The teacher knows how to collaborate with general educators and other colleagues to create safe, inclusive, culturally responsive learning environments to engage individuals with exceptionalities in meaningful learning activities and social interactions.
3. The teacher understands motivational and instructional interventions to teach individuals with exceptionalities how to adapt to different environments.
4. The teacher knows how to intervene safely and appropriately with individuals with exceptionalities in crisis (e.g. positive behavioral supports, functional behavioral assessment and behavior plans).

**Performance**

1. The teacher develops safe, inclusive, culturally responsive learning environments for all students, and collaborates with education colleagues to include individuals with exceptionalities in general education environments and engage them in meaningful learning activities and social interactions.
2. The teacher modifies learning environments for individual needs and regards an individual's language, family, culture, and other significant contextual factors and how they interact with an individual's exceptionality. The teacher modifies learning environment, and provides for the maintenance and generalization of acquired skills across environments and subjects.
3. The teacher structures learning environments to encourage the independence, self-motivation, self-direction, personal empowerment, and self-advocacy of individuals with exceptionalities, and directly teach them to adapt to the expectations and demands of differing environments.
4. The teacher safely intervenes with individuals with exceptionalities in crisis. Special education teachers are also perceived as a resource in behavior management that include the skills and knowledge to intervene safely and effectively before or when individuals with exceptionalities experience crisis, i.e. lose rational control over their behavior.

*Standard 3: Curricular Content Knowledge - The teacher uses knowledge of general and specialized curricula to individualize learning for individuals with exceptionalities.*

**Knowledge**

1. The teacher understands the central concepts, structures of the discipline, and tools of inquiry of the content areas they teach, and can organize this knowledge, integrate cross-disciplinary skills, and develop meaningful learning progressions for individuals with exceptionalities
2. The teacher understands and uses general and specialized content knowledge for teaching across curricular content areas to individualize learning for individuals with exceptionalities.
3. The teacher knows how to modify general and specialized curricula to make them accessible to individuals with exceptionalities.

**Performance**

1. The teacher demonstrates in their planning and teaching, a solid base of understanding of the central concepts in the content areas they teach.
2. The teacher collaborates with general educators in teaching or co-teaching the content of the general curriculum to individuals with exceptionalities and designs appropriate learning, accommodations, and/or modifications.
3. The teacher uses a variety of specialized curricula (e.g., academic, strategic, social, emotional, and independence curricula) to individualize meaningful and challenging learning for individuals with exceptionalities.

*Standard 4: Assessment - The teacher uses multiple methods of assessment and data-sources in making educational decisions*

**Knowledge**

1. The teacher knows how to select and use technically sound formal and informal assessments that minimize bias.
2. The teacher has knowledge of measurement principles and practices, and understands how to interpret assessment results and guide educational decisions for individuals with exceptionalities.
3. In collaboration with colleagues and families, the teacher knows how to use multiple types of assessment information in making decisions about individuals with exceptionalities.
4. The teacher understands how to engage individuals with exceptionalities to work toward quality learning and performance and provide feedback to guide them.

**STATE DEPARTMENT OF EDUCATION  
NOVEMBER 30, 2015**

5. The teacher understands assessment information to identify supports, adaptations, and modifications required for individuals with exceptionalities to access the general curriculum and to participate in school, system, and statewide assessment programs.
6. The teacher is aware of available technologies routinely used to support assessments (e.g., progress monitoring, curriculum-based assessments, etc.).
7. The teacher understands the legal policies of assessment related to special education referral, eligibility, individualized instruction, and placement for individuals with exceptionalities, including individuals from culturally and linguistically diverse backgrounds.

**Performance**

1. The teacher regularly monitors the learning progress of individuals with exceptionalities in both general and specialized content and makes instructional adjustments based on these data.
2. The teacher gathers background information regarding academic, medical, and social history.
3. The teacher conducts formal and/or informal assessments of behavior, learning, achievement, and environments to individualize the learning experiences that support the growth and development of individuals with exceptionalities.
4. The teacher integrates the results of assessments to develop a variety of individualized plans, including family service plans, transition plans, behavior change plans, etc.
5. The teacher participates as a team member in creating the assessment plan that may include ecological inventories, portfolio assessments, functional assessments, and high and low assistive technology needs to accommodate students with disabilities.

***Standard 5: Instructional Planning and Strategies – The teacher selects, adapts, and uses a repertoire of evidence-based instructional strategies and interventions to advance learning of individuals with exceptionalities.***

**Knowledge**

1. The teacher knows how to consider an individual’s abilities, interests, learning environments, and cultural and linguistic factors in the selection, development, and adaptation of learning experiences for individual with exceptionalities.
2. The teacher understands technologies used to support instructional assessment, planning, and delivery for individuals with exceptionalities.
3. The teacher is familiar with augmentative and alternative communication systems and a variety of assistive technologies to support the communication and learning of individuals with exceptionalities.

**STATE DEPARTMENT OF EDUCATION  
NOVEMBER 30, 2015**

4. The teacher understands strategies to enhance language development, communication skills, and social skills of individuals with exceptionalities.
5. The teacher knows how to develop and implement a variety of education and transition plans for individuals with exceptionalities across a wide range of settings and different learning experiences in collaboration with individuals, families, and teams.
6. The teacher knows how to teach to mastery and promotes generalization of learning for individuals with exceptionalities.
7. The teacher knows how to teach cross-disciplinary knowledge and skills such as critical thinking and problem solving to individuals with exceptionalities.
8. The teacher knows how to enhance 21st Century student outcomes such as critical thinking, creative problem solving, and collaboration skills for individuals with exceptionalities, and increases their self-determination.
9. The teacher understands available technologies routinely used to support and manage all phases of planning, implementing, and evaluating instruction.

**Performance**

1. The teacher plans and uses a repertoire of evidence-based instructional strategies in promoting positive learning results in general and special curricula and in modifying learning environments for individuals with exceptionalities appropriately.
2. The teacher emphasizes explicit instruction with modeling, and guided practice to assure acquisition and fluency, as well as, the development, maintenance, and generalization of knowledge and skills across environments.
3. The teacher matches their communication methods to an individual's language proficiency and cultural and linguistic differences.
4. The teacher utilizes universal design for learning, augmentative and alternative communication systems, and assistive technologies to support and enhance the language and communication of individuals with exceptionalities.
5. The teacher develops a variety of individualized transition plans, such as transitions from preschool to elementary school and from secondary settings to a variety of postsecondary work and learning contexts.
6. The teacher personalizes instructional planning within a collaborative context including the individuals with exceptionalities, families, professional colleagues, and personnel from other agencies as appropriate.

*Standard 6: Professional Learning and Ethical Practices – The teacher uses foundational knowledge of the field and their professional Ethical Principles and Practice Standards to inform special education practice, to engage in lifelong learning, and to advance the profession.*

**Knowledge**

1. The teacher understands how foundational knowledge and current issues influence professional practice.
2. The teacher understands that diversity is a part of families, cultures, and schools, and that complex human issues can interact with the delivery of special education services.
3. The teacher understands the significance of lifelong learning and participates in professional activities and learning communities.
4. The teacher understands how to advance the profession by engaging in activities such as advocacy and mentoring.
5. The teacher knows how to create a manageable system to maintain all program and legal records for students with disabilities as required by current federal and state laws.

**Performance**

1. The teacher uses professional Ethical Principles and Professional Practice Standards to guide their practice.
2. The teacher provides guidance and direction to paraeducators, tutors, and volunteers.
3. The teacher plans and engages in activities that foster their professional growth and keep them current with evidence-based practices.
4. The teacher is sensitive to the aspects of diversity with individuals with exceptionalities and their families, and the provision of effective special education services for English learners with exceptionalities and their families.

*Standard 7: Collaboration – The teacher will collaborate with families, other educators, related service providers, individuals with exceptionalities, and personnel from community agencies in culturally responsive ways to address the needs of individuals with exceptionalities across a range of learning experiences.*

**Knowledge**

1. The teacher understands the theory and elements of effective collaboration.
2. The teacher understands how to serve as a collaborative resource to colleagues.
3. The teacher understands how to use collaboration to promote the well-being of individuals with exceptionalities across a wide range of settings and collaborators.



**STATE DEPARTMENT OF EDUCATION  
NOVEMBER 30, 2015**

4. The teacher understands how to collaborate with their general education colleagues to create learning environments that meaningfully include individuals with exceptionalities, and that foster cultural understanding, safety and emotional well-being, positive social interactions, and active engagement.
5. The teacher is familiar with the common concerns of parents/guardians of students with disabilities and knows appropriate strategies to work with parents/guardians to deal with these concerns.
6. The teacher knows about services, networks, and organizations for individuals with disabilities and their families, including advocacy and career, vocational, and transition support.

**Performance**

1. The teacher collaborates with the educational team to uphold current federal and state laws pertaining to students with disabilities, including due process rights related to assessment, eligibility, and placement.
2. The teacher collaborates with related-service providers, other educators including special education paraeducators, personnel from community agencies, and others to address the needs of individuals with exceptionalities.
3. The teacher involves individuals with exceptionalities and their families collaboratively in all aspects of the education of individuals with exceptionalities.

## **Idaho Standards for Teachers of the Blind and Visually Impaired**

All teacher candidates are expected to meet the Idaho Core Teacher Standards and the standards specific to their discipline area(s) at the “acceptable” level or above. Additionally, all teacher candidates are expected to meet the requirements defined in State Board Rule (08.02.02: Rules Governing Uniformity).

In addition to the standards listed here, teachers of the blind and visually impaired must meet Idaho Core Teacher Standards.

The following knowledge and performance statements for the Standards for Teachers of the Blind and Visually Impaired are widely recognized, but not all-encompassing or absolute, indicators that teacher candidates have met the standards. The evidence validating candidates’ ability to demonstrate these standards shall be collected from a variety of settings including, but not limited to, courses, practicum, and field experiences. It is the responsibility of a teacher preparation program to use indicators in a manner that is consistent with its conceptual framework and that assures attainment of the standards.

An important component of the teaching profession is a candidate’s disposition. Professional dispositions are how the candidate views the teaching profession, their content area, and/or students and their learning. Every teacher preparation program at each institution is responsible for establishing and promoting a comprehensive set of guidelines for candidate dispositions.

The teacher of students with visual impairments is well versed in the foundations for education of the blind and visually impaired, the physiology and functions of the visual system, and the effect of vision impairment has on the instructional program. Further, the teacher collaboratively designs instructional strategies based on the results of specialized assessments.

***Standard #1: Learner Development. The teacher understands how learners grow and develop, recognizing that patterns of learning and development vary individually within and across the cognitive, linguistic, social, emotional, and physical areas, and designs and implements developmentally appropriate and challenging learning experiences.***

### **Knowledge**

1. The teacher understands the need for students to establish body awareness, communication, self- esteem, and social skills, as described in the American Foundation for the Blind Expanded Core Curriculum (Expanded Core Curriculum).
2. The teacher knows the effects of a visual impairment on the student’s family or guardians, and the reciprocal impact on the student’s self-esteem.
3. The teacher understands the variations in functional capabilities and the diverse implications that various eye diseases have on growth and development.

**Performance**

1. The teacher provides students with a means to independently access materials readily available to the sighted world.
2. The teacher prepares students who have visual impairments, including those with additional disabilities, to respond to societal attitudes and actions with appropriate behavior and self-advocacy.
3. The teacher designs instructional experiences depending on individual student and familial stages of acceptance of the visual impairment.
4. The teacher communicates information from the optometrist/ophthalmologist report to school personnel to confirm the educational implications of the eye condition and to ensure the student's visual strengths are used.

***Standard #2: Learning Differences. The teacher uses understanding of individual differences and diverse cultures and communities to ensure inclusive learning environments that enable each learner to meet high standards.***

**Knowledge**

1. The teacher knows the impact of visual disorders on learning, experience, and concept development.
2. The teacher knows methods for the development of special auditory, tactual, and modified visual communication skills for students with visual impairments, including those with additional disabilities (e.g., For example: assistive technology specific for the auditory and tactual learner, such as screen readers, refreshable braille display; pre-braille skills; braille reading and writing; magnification options; tactile graphics).
3. The teacher understands the terminology related to diseases and disorders of the human visual system and their impact on language, communication, cognitive, spatial concept, and psychosocial development.
4. The teacher knows how to critique and evaluate the strengths and limitations of various types of assistive technologies.
5. The teacher knows a variety of input and output enhancements to computer technologies that address the specific access needs of students with visual impairments, including those with additional disabilities, in a variety of environments.
6. The teacher knows techniques for modifying instructional methods and materials for students with visual impairments, including those with additional disabilities, and for assisting classroom teachers in implementing these modifications.

**Performance**

1. The teacher teaches, writes, and reads literary braille and Nemeth (math and science), as well as music and computer braille codes.
2. The teacher secures specialized materials and equipment and provides training, as needed.
3. The teacher integrates knowledge of the visual impairment when identifying and infusing low vision devices and strategies into the curriculum, learning environments, and instructional techniques.
4. The teacher integrates ophthalmology, optometry, low vision, and functional vision evaluation/learning media assessments information to comprehensively design strategies as part of an IEP or 504.

***Standard #3: Learning Environments. The teacher works with others to create environments that support individual and collaborative learning, and that encourage positive social interaction, active engagement in learning, and self-motivation.***

**Knowledge**

1. The teacher knows and understands factors in the learning environment (e.g., physical layout, organization, teacher behavior and expectations) that affect the learning behavior of students with visual impairments.
2. The teacher knows and understands strategies for creating a positive, productive learning environment that fosters student achievement.
3. The teacher knows and understands instructional planning and management issues (e.g., time management, caseload management, collaborative planning) related to various models and systems of service delivery (e.g., itinerant, residential, transdisciplinary teaming).

**Performance**

1. The teacher develops management strategies for meeting students' needs effectively and efficiently in the context of various service delivery models and systems.
2. The teacher organizes learning environments to facilitate students' acquisition of concepts and skills in, both, the general education and Expanded Core Curriculum.
3. The teacher applies organizational strategies that maximize students' ability to benefit from learning activities (e.g., strategies that help them orient themselves, move comfortably in the environment, interact positively with peers).

***Standard #4: Content Knowledge. The teacher understands the central concepts, tools of inquiry, and structures of the discipline(s) he or she teaches and creates learning experiences***

*that make the discipline accessible and meaningful for learners to assure mastery of the content.*

**Knowledge**

1. The teacher knows the historical foundations for the education of children with visual impairments, including a continuum of service options.
2. The teacher knows about consumer and professional organizations, journals, networks, and services relevant to the field of visual impairment, including deafblindness.
3. The teacher knows and understands federal laws and regulations related to the educational rights of all students with disabilities (e.g., The Americans with Disabilities Act, The Individuals with Disabilities Education Act, Section 504) and those that specifically address students who are blind or visually impaired (e.g., federal entitlements for the provision of specialized equipment and materials, such as the American Printing House for the Blind Quota Funds).
4. The teacher possesses an in-depth knowledge of the variances in the medical, federal, and state definitions of visual impairment, identification criteria, labeling issues, incidence and prevalence figures, and how each component interacts with eligibility determinations for service.
5. The teacher knows specialized policies and resources regarding referral and placement procedures for students with visual impairments.
6. The teacher knows the effects of medications on the visual system.

*Standard #5: Application of Content. The teacher understands how to connect concepts and use differing perspectives to engage learners in critical thinking, creativity, and collaborative problem solving related to authentic local and global issues.*

**Knowledge**

1. The teacher knows and understands factors that promote or hinder effective communication and collaboration with students, parents/guardians, paraprofessionals, teachers, administrators, and other school and community personnel.
2. The teacher knows and understands the collaborative roles of students, parents/guardians, classroom teachers, and other school and community personnel in planning and implementing students' IEPs, 504s and IFSPs.
3. The teacher knows and understands the roles of related service personnel (e.g., certified orientation & mobility specialists, physical therapists, school nurses, counselors, rehabilitation staff), and paraprofessionals (e.g., transcribers) in the education of students with visual impairments, including those with additional disabilities.

**Performance**

1. The teacher applies skills for communicating and collaborating effectively with teachers, paraprofessionals, and other school and community personnel to enhance learning opportunities for students with visual impairments, and ensures that students receive the services they need.
2. The teacher uses effective strategies for helping classroom teachers understand the effects of visual impairments on learning, for ensuring that teachers receive necessary support (e.g., training and the use of equipment, braille materials for lessons, interlined transcriptions of students' written work in braille), and for ensuring that students have full access to needed adaptations and resources.
3. The teacher works collaboratively with professionals, family members and other personnel to help provide child-centered intervention for infants, toddlers, preschoolers and school-age students with visual impairments.
4. The teacher serves as a resource for parents/guardians and others in the school and community in regard to students with visual impairments and how to promote their learning and address their needs.

***Standard #6: Assessment. The teacher understands and uses multiple methods of assessment to engage learners in their own growth, to monitor learner progress, and to guide the teacher's and learner's decision making.***

**Knowledge**

1. The teacher knows the procedures used for screening, pre-referral, referral, and classifications of students with visual impairments, including vision screening methods, functional vision evaluation, and learning media assessment.
2. The teacher possesses an in-depth knowledge of procedures for adapting and administering assessments for the intervention, referral, and identification of students with a visual impairment, including those with additional disabilities.

**Performance**

1. The teacher conducts alternative as well as functional evaluations of visual, literacy, basic orientation and mobility, and educational performance.
2. The teacher uses information obtained through functional, alternative, and standardized assessments to plan, deliver, and modify instructional and environmental factors, including IEP or 504 development.

***Standard #7: Planning for Instruction. The teacher plans instruction that supports every student in meeting rigorous learning goals by drawing upon knowledge of content areas, curriculum, cross-disciplinary skills, and pedagogy, as well as knowledge of learners and the***

*community context.*

**Knowledge**

1. The teacher knows and understands factors in the learning environment (e.g., physical layout, organization, teacher behaviors and expectations) that affect the learning and behavior of students with visual impairments.
2. The teacher knows and understands resources available for individuals with visual impairments, including deaf blindness and those with additional disabilities (e.g., APH materials, textbooks, agencies).
3. The teacher knows and understands techniques for creating and adapting instructional materials (e.g., brailled, enlarged, outlined, highlighted) for students with visual impairments.

**Performance**

1. The teacher organizes learning environments to facilitate students' acquisition of concepts and skills in, both, the general education and Expanded Core Curriculum.
2. The teacher uses visual, tactile, auditory and other adaptations to design multisensory learning environments that promote students' full participation and independent learning in a variety of group and individual contexts.
3. The teacher works collaboratively with the educational team to implement adaptations designed to compensate for visual impairments.

***Standard #8: Instructional Strategies. The teacher understands and uses a variety of instructional strategies to encourage learners to develop deep understanding of content areas and their connections, and to build skills to apply knowledge in meaningful ways.***

**Knowledge**

1. The teacher possesses in-depth knowledge of methods, materials, and assistive technology for providing for the development of cognitive, auditory, tactual, and communication skills for the blind and visually impaired, including those with additional disabilities.
2. The teacher knows how to assist the student in related Expanded Core Curriculum skills, including developing visual, auditory, and tactile efficiency as well as basic orientation and mobility skills.
3. The teacher knows how to assist the student in developing alternative organizational and study skills.
4. The teacher knows methods for providing adapted physical and recreation skills for students who have visual impairments, including those with additional disabilities.

5. The teacher knows functional life skills instruction relevant to independent, community, and personal living and to employment for individuals with blindness, visual impairments, and co-occurring impairments, including methods for accessing printed public information, public transportation, community resources, and acquiring practical skills (e.g., keeping personal records, time management, banking, emergency procedures, etc.).
6. The teacher knows strategies and resources for developing transition plans and career awareness.

**Performance**

1. The teacher designs, sequences, implements, and evaluates modifications for daily living skills, to increase independence.
2. The teacher implements integrated learning experiences that are multi-sensory and encourage active participation, self-advocacy, and independence.
3. The teacher integrates knowledge of the visual impairment and co-occurring disabilities with child development when designing and implementing cognitive, communication, and social skills instruction.

*Standard #9: Professional Learning and Ethical Practice. The teacher engages in ongoing professional learning and uses evidence to continually evaluate his/her practice, particularly the effects of his/her choices and actions on others (learners, families, other professionals, and the community), and adapts practice to meet the needs of each learner.*

**Knowledge**

1. The teacher knows and understands ethical responsibilities of teachers of students with visual impairments (e.g., advocating for students and their families, seeking improvements in the quality of students' educational services, pursuing ongoing professional development).
2. The teacher knows and understands the functions of agencies, consumer organizations and initiatives that promote nation-wide standards of excellence for the provision of services to students with visual impairments.
3. The teacher knows and understands the functions of professional organizations, publications and activities relevant to ongoing practice and professional development in the field of visual impairment.

**Performance**

1. The teacher applies knowledge of research-based practices and current trends and issues in the field of visual impairment to provide students with educational programming, materials, and services they need to achieve to their full potential.



**STATE DEPARTMENT OF EDUCATION  
NOVEMBER 30, 2015**

2. The teacher applies knowledge of legal requirements and documentation related to issues such as referral, evaluation, eligibility criteria, due process, confidentiality and least restrictive environment.
3. The teacher applies knowledge of state requirements and professional guidelines regarding the provision of services to students with visual impairments (e.g., caseloads, funding, array of service options).

***Standard 10: Partnerships - The teacher interacts in a professional, effective manner with colleagues, parents, and other members of the community to support students' learning and well-being.***

***Standard #10: Leadership and Collaboration. The teacher seeks appropriate leadership roles and opportunities to take responsibility for student learning, to collaborate with learners, families, colleagues, other school professionals, and community members to ensure learner growth, and to advance the profession.***

**Knowledge**

1. The teacher knows strategies for assisting family, guardians, professionals, and other members of the community in planning appropriate transitions for students who have visual impairments, including those with additional disabilities.
2. The teacher knows the roles of paraprofessionals who work directly with students who have visual impairments, including those with additional disabilities, (e.g., sighted readers, transcribers, aides) or who provide special materials to them.
3. The teacher knows that the attitudes, expectations, and behaviors of professionals and peers will affect the behaviors of students with visual impairments, including those with additional disabilities.
4. The teacher knows and understands The Family Education Rights and Privacy Act (FERPA).

**Performance**

1. The teacher collaborates with parents, guardians, and other members of the community integral to the student's learning and development.
2. The teacher clarifies the roles of paraprofessionals who work directly with students who have visual impairments, including those with additional disabilities, (e.g., readers, transcribers, aides) or who provide special materials to those students.
3. The teacher complies with FERPA.

*Standard 11: The teacher knows how to read and produce contracted and uncontracted Literary Braille and Nemeth Codes.*

**Knowledge**

1. The teacher knows and understands skills for reading and producing Literary Braille (uncontracted and contracted) and Nemeth Codes.
2. The teacher knows and understands the rules of the Literary Braille and Nemeth Codes, including formatting.

**Performance**

1. The teacher applies skills for reading and producing Literary Braille (uncontracted and contracted) and Nemeth Codes with a braille writer and slate and stylus.
2. The teacher applies the rules of the Literary Braille and Nemeth Codes when producing and adapting student work.
3. The teacher uses resources to obtain age-appropriate braille materials (e.g., APH materials, parent resources, braille production centers).

## **Idaho Standards for Special Education Teachers of Students Who Are Deaf/Hard of Hearing**

All teacher candidates are expected to meet the Idaho Core Teacher Standards and the standards specific to their discipline area(s) at the “acceptable” level or above. Additionally, all teacher candidates are expected to meet the requirements defined in State Board Rule (08.02.02: Rules Governing Uniformity).

In addition to the standards listed here, teachers of the deaf and hard of hearing must meet Idaho Core Teacher Standards.

The following knowledge and performance statements for the Standards for Teachers of the deaf and hard of hearing are widely recognized, but not all-encompassing or absolute, indicators that teacher candidates have met the standards. The evidence validating candidates’ ability to demonstrate these standards shall be collected from a variety of settings including, but not limited to, courses, practicum, and field experiences. It is the responsibility of a teacher preparation program to use indicators in a manner that is consistent with its conceptual framework and that assures attainment of the standards.

An important component of the teaching profession is a candidate’s disposition. Professional dispositions are how the candidate views the teaching profession, their content area, and/or students and their learning. Every teacher preparation program at each institution is responsible for establishing and promoting a comprehensive set of guidelines for candidate dispositions.

***Standard #1: Learner Development. The teacher understands how learners grow and develop, recognizing that patterns of learning and development vary individually within and across the cognitive, linguistic, social, emotional, and physical areas, and designs and implements developmentally appropriate and challenging learning experiences.***

### **Knowledge**

1. The teacher understands how etiology, age of onset, age of identification, age at provision of services, and hearing status influence a student’s language development and learning.
2. The teacher understands that being deaf/hard of hearing alone does not necessarily preclude normal academic development, cognitive development, or communication ability.
3. The teacher understands how learning and language development occur and the impact of instructional choices on deaf/hard of hearing students so they achieve age appropriate levels of literacy, academics, and social emotional development.

### **Performance**

1. The teacher identifies levels of language and literacy development and designs lessons and opportunities that are appropriate.

**STATE DEPARTMENT OF EDUCATION  
NOVEMBER 30, 2015**

2. The teacher identifies levels of language and general academics and designs lessons and opportunities that are appropriate.
3. The teacher identifies levels of social/emotional development and designs lessons and opportunities that are appropriate.

***Standard #2: Learning Differences. The teacher uses understanding of individual differences and diverse cultures and communities to ensure inclusive learning environments that enable each learner to meet high standards.***

**Knowledge**

1. The teacher understands how hearing status may influence student development in the following areas: sensory, cognitive, communication, physical, behavioral, cultural, social, and emotional.
2. The teacher knows the characteristics and impacts of hearing status, and the subsequent need for alternative modes of communication and/or instructional strategies.
3. The teacher understands the need for English language learning for students whose native language is American Sign Language (ASL).
4. The teacher understands the need for differentiated instruction for language learning for emergent language users.
5. The teacher understands that an Individualized Education Plan (IEP), including all current State and Federal guidelines for deaf/hard of hearing students should consider the following: communication needs; the student and family's preferred mode of communication; linguistic needs; hearing status and potential for using auditory access; assistive technology; academic level; and social, emotional, and cultural needs, including opportunities for peer interactions and communication.

**Performance**

1. The teacher uses information concerning hearing status (i.e., sensory, cognitive, communication, linguistic needs); potential for using auditory access; academic level; social, emotional, and cultural needs in planning and implanting differentiated instruction and peer interactions and communication.

***Standard #3: Learning Environments. The teacher works with others to create environments that support individual and collaborative learning, and that encourage positive social interaction, active engagement in learning, and self-motivation.***

**Knowledge**

1. The teacher understands the unique social and emotional needs of students who are deaf/hard of hearing and knows strategies to facilitate the development of healthy self-esteem and

identity.

2. The teacher understands that Deaf cultural factors, communication, and family influences impact classroom management of students.
3. The teacher understands the role of and the relationship among the teacher, interpreter, and student.

**Performance**

1. The teacher designs a classroom environment to maximize opportunities for students' visual and/or auditory access.
2. The teacher creates a learning environment that encourages self-advocacy and the development of a positive self-identity.
3. The teacher prepares students for the appropriate use of interpreters and support personnel.

*Standard 1: Knowledge of Subject Matter - The teacher understands the central concepts, tools of inquiry, and structures of the discipline taught and creates learning experiences that make these aspects of subject matter meaningful for students.*

*Standard #4: Content Knowledge. The teacher understands the central concepts, tools of inquiry, and structures of the discipline(s) he or she teaches and creates learning experiences that make the discipline accessible and meaningful for learners to assure mastery of the content.*

**Knowledge**

1. The teacher understands the theories, history, cultural perspectives, philosophies, and models that provide the basis for education of the deaf/hard of hearing.
2. The teacher knows the various educational placement options and how they influence a deaf/hard of hearing student's cultural identity and linguistic, academic, social, and emotional development.
3. The teacher understands the complex facets regarding issues related to deaf/hard of hearing individuals and working with their families (e.g., cultural and medical perspectives).

**Performance**

1. The teacher uses the tools, models, and strategies appropriate to the needs of students who are deaf/hard of hearing.
2. The teacher educates others regarding the potential benefits, and constraints of the following: cochlear implants, hearing aids, other amplification usage, sign language systems, ASL, use of technologies, and communication modalities.

***Standard #5: Application of Content. The teacher understands how to connect concepts and use differing perspectives to engage learners in critical thinking, creativity, and collaborative problem solving related to authentic local and global issues.***

**Knowledge**

1. The teacher understands the role of the interpreter and the use and maintenance of assistive technology.
2. The teacher knows resources, materials, and techniques relevant to communication choices (e.g., total communication, cued speech, ASL, listening and spoken language (LSL), hearing aids, cochlear implants, augmentative and assistive equipment, FM systems, and closed captioning).

**Performance**

1. The teacher uses resources, materials, and techniques that promote effective instruction for students who are deaf/hard of hearing (e.g., total communication, cued speech, ASL, LSL, hearing aids, cochlear implants, augmentative and assistive technology, FM systems, and closed captioning).
2. The teacher meets and maintains the proficiency requirements of the linguistic and educational environment of the student/program. For teachers to be employed in programs where sign language is used for communication and instruction, the teacher will meet one of the following to demonstrate sign language proficiency: 1) score Intermediate Plus level or above as measured by the Sign Language Proficiency Interview (SLPI), 2) receive 3.5 or above on the Educational Interpreter Performance Assessment (EIPA), or 3) obtain the National Registry of Interpreters for the Deaf Certification (RID).
3. The teacher maintains a learning environment that facilitates the services of the interpreter, support personnel, and implementation of other accommodations.
3. The teacher provides instruction to students on the effective use of appropriate assistive technology.

***Standard #6: Assessment. The teacher understands and uses multiple methods of assessment to engage learners in their own growth, to monitor learner progress, and to guide the teacher's and learner's decision making.***

**Knowledge**

1. The teacher knows specialized terminology used in the assessment of students who are deaf/hard of hearing.
2. The teacher knows the appropriate assessment accommodations .
3. The teacher understands the components of an adequate evaluation for eligibility, placement, and program planning decisions for students who are deaf/hard of hearing.

**Performance**

1. The teacher uses appropriate assessment tools that use the natural, native, or preferred language of the student who is deaf/hard of hearing.
2. The teacher designs and uses appropriate formative assessment tools.
3. The teacher gathers and analyzes communication samples to determine nonverbal and linguistic skills of students who are deaf/hard of hearing as part of academic assessment.
4. The teacher uses data from assessments to inform instructional decision making to develop present levels of performance (PLOP) and IEP goals.

*Standard 7: Instructional Planning Skills - The teacher plans and prepares instruction based on knowledge of subject matter, students, the community, curriculum goals, and instructional strategies.*

*Standard #7: Planning for Instruction. The teacher plans instruction that supports every student in meeting rigorous learning goals by drawing upon knowledge of content areas, curriculum, cross-disciplinary skills, and pedagogy, as well as knowledge of learners and the community context.*

**Knowledge**

1. The teacher knows Federal and State special education laws (IDEA).
2. The teacher knows how to develop a meaningful and compliant IEP.

**Performance**

1. The teacher, as an individual and a member of a team, selects and creates learning experiences that are: aligned to State curriculum standards, relevant to students, address and align to students' IEP goals, based on principles of effective instruction and performance modes.
2. The teacher implements the IEP.

*Standard #8: Instructional Strategies. The teacher understands and uses a variety of instructional strategies to encourage learners to develop deep understanding of content areas and their connections, and to build skills to apply knowledge in meaningful ways.*

**Knowledge**

1. The teacher knows how to enhance instruction through the use of technology, visual materials and experiential activities to increase outcomes for students who are deaf/hard of hearing.
2. The teacher knows how to develop instruction that incorporates critical thinking, problem

solving, and performance skills.

**Performance**

1. The teacher evaluates methods for achieving learning goals and chooses various teaching strategies, materials, and technologies to meet instructional purposes and the unique needs of students who are deaf/hard of hearing.
2. The teacher maintains a learning environment that facilitates the services of the educational interpreter, note taker, and other support personnel, as well as other accommodations.
3. The teacher enables students who are deaf/hard of hearing to use support personnel and assistive technology.

*Standard #9: Professional Learning and Ethical Practice. The teacher engages in ongoing professional learning and uses evidence to continually evaluate his/her practice, particularly the effects of his/her choices and actions on others (learners, families, other professionals, and the community), and adapts practice to meet the needs of each learner.*

**Knowledge**

1. The teacher knows The Code of Ethics for Idaho Professional Educators.
2. The teacher knows about laws affecting deaf/hard of hearing citizens and students.
3. The teacher knows a variety of self-assessment strategies for reflecting on the practice of teaching for deaf/hard of hearing students.
4. The teacher is aware of the personal biases related to the field of education of deaf/hard of hearing children that affect teaching and knows the importance of presenting issues with objectivity, fairness, and respect.
5. The teacher knows where to find and how to access professional resources on teaching deaf/hard of hearing students and subject matters, and cultural perspectives.
6. The teacher knows about professional organizations within education in general and education of deaf/hard of hearing students and understands the need for professional activity and collaboration beyond the school.
7. The teacher understands the dynamics of change and recognizes that the field of education is not static.
8. The teacher knows how to use technology to enhance productivity and professionalism.

**Performance**

1. The teacher practices behavior congruent with The Code of Ethics for Idaho Professional Educators.



**STATE DEPARTMENT OF EDUCATION  
NOVEMBER 30, 2015**

2. The teacher adheres to local, state, and federal laws, including laws affecting deaf/hard of hearing citizens and students.
3. The teacher uses a variety of sources for evaluating his/her teaching (e.g., classroom observation, student achievement data, information from parents and students, and current research in the field of education of deaf/hard of hearing students).
4. The teacher uses self-reflection as a means of improving instruction.
5. The teacher participates in meaningful professional development opportunities in order to learn current, effective teaching practices.
6. The teacher stays abreast of professional literature, consults colleagues, and seeks other resources to support development as both a learner and a teacher.
7. The teacher engages in professional discourse about subject matter knowledge and pedagogy, as well as knowledge and pedagogy related to the education of deaf/hard of hearing students.
8. The teacher uses technology to enhance productivity and professionalism.

***Standard #10: Leadership and Collaboration. The teacher seeks appropriate leadership roles and opportunities to take responsibility for student learning, to collaborate with learners, families, colleagues, other school professionals, and community members to ensure learner growth, and to advance the profession.***

**Knowledge**

1. The teacher understands the roles and responsibilities of teachers and support personnel in educational practice for deaf/hard of hearing students (e.g., educational interpreters, class teachers, transliterators, tutors, note takers, and audiologist).
2. The teacher knows of available resources.
3. The teacher understands the effects of communication on the development of family relationships and knows strategies to facilitate communication within a family that includes a student who is deaf/hard of hearing students.
4. The teacher knows the continuum of services provided by individuals and agencies in the ongoing support of students who are deaf/hard of hearing.

**Performance**

1. The teacher facilitates the coordination of support personnel (e.g., interpreters and transliterators) and agencies to meet the communication needs of students who are deaf/hard of hearing.

**STATE DEPARTMENT OF EDUCATION  
NOVEMBER 30, 2015**

- 
2. The teacher accesses and shares information about available resources with family and community.

## Teacher Leader Standards

The following knowledge and performance statements for the Standards for teacher leaders are widely recognized, but not all-encompassing or absolute, indicators that teacher leader candidates have met the standards. The evidence validating candidates' ability to demonstrate these standards shall be collected from a variety of settings including, but not limited to, courses, practicum, and field experiences. It is the responsibility of a preparation program to use indicators in a manner that is consistent with its conceptual framework and that assures attainment of the standards.

An important component of the teaching profession is a candidate's disposition. Professional dispositions are how the candidate views the teaching profession, their content area, and/or students and their learning. Every teacher preparation program at each institution is responsible for establishing and promoting a comprehensive set of guidelines for candidate dispositions.

*\* This language was written by a committee of content experts and has been adopted verbatim.*

***Standard 1: Understanding Adults as Learners to Support Professional Learning Communities - The teacher leader understands how adults acquire and apply knowledge and uses this information to promote a culture of shared accountability for school outcomes that maximizes teacher effectiveness, promotes collaboration, enlists colleagues to be part of a leadership team, and drives continuous improvement in instruction and student learning.***

**Knowledge: The teacher leader demonstrates knowledge of:**

1. The differences in knowledge acquisition and transfer for children and adults.
2. Stages of career development and learning for colleagues and application of the concepts of adult learning to the design and implementation of professional development.
3. Effective use of individual interactions, structures and processes for collaborative work including networking, facilitation, team building, and conflict resolution.
4. Effective listening, oral communication, presentation skills, and expression in written communication.
5. Research and exemplary practice on "organizational change and innovation".
6. The process of development of group goals and objectives.

**Performance: The teacher leader:**

1. Demonstrates knowledge and skills for high quality professional learning for individuals as well as groups and assesses teachers' content knowledge and skills throughout professional learning.
2. Improves colleagues' acquisition and application of knowledge and skills.

**STATE DEPARTMENT OF EDUCATION  
NOVEMBER 30, 2015**

3. Fosters mutually respectful and productive relationships among colleagues and guides purposeful collaborative interactions, inclusive of team members' ideas and perspectives.
4. Uses effective communication skills and processes.
5. Demonstrates the ability to adapt to the contextual situation and make effective decisions, demonstrates knowledge of the role of creativity, innovation, and flexibility in the change process.
6. Facilitates development of a responsive culture with shared vision, values, and responsibility and promotes team-based responsibility for assessing and advancing the effectiveness of practice.

***Standard 2: Accessing and Using Research to Improve Practice and Student Achievement - The teacher leader understands how educational research is used to create new knowledge, promote specific policies and practices, improve instructional practice and make inquiry a critical component in teacher learning and school redesign; and uses this knowledge to model and facilitate colleagues' use of appropriate research-based strategies and data-driven action plans.***

**Knowledge: The teacher leader demonstrates knowledge of:**

1. Action research methodology.
2. Analysis of research data and development of a data-driven action plan that reflects relevance and rigor.
3. Implementation strategies for research-based change and for dissemination of findings for programmatic changes.

**Performance: The teacher leader:**

1. Models and facilitates relevant and targeted action research and engages colleagues in identifying research questions, designing and conducting action research to improve educational outcomes.
2. Models and facilitates analysis and application of research findings for informed decision making to improve educational outcomes with a focus on increased productivity, effectiveness and accountability.
3. Assists with application and supports dissemination of action research findings to improve educational outcomes.

*Standard 3: Promoting Professional Learning for Continuous Improvement - The teacher leader understands the constantly evolving nature of teaching and learning, new and emerging technologies and changing community demographics; and uses this knowledge to promote and facilitate structured and job-embedded professional learning initiatives aligned to school improvement goals.*

**Knowledge: The teacher leader demonstrates knowledge of:**

1. The standards of high quality professional development and their relevance to improved learning.
2. Effective use of professional development needs assessment, designs, protocols, and evaluation tools; selection and evaluation of resources appropriate to the identified need(s) along the professional career continuum.
3. The role of 21st century skills and technologies in educational practice.
4. The role of shifting cultural demographics in educational practice.

**Performance: The teacher leader:**

1. Accurately identifies the professional development needs and opportunities for colleagues in the service of improving education.
2. Works with staff and staff developers to design and implement ongoing professional learning based on assessed teacher and student needs and involves colleagues in development and implementation of a coherent, systemic, and integrated approach to professional development aligned with school improvement goals.
3. Utilizes and facilitates the use of technology, statewide student management system, and media literacy as appropriate.
4. Continually assesses the effectiveness of professional development activities and adjusts appropriately.

*Standard 4: Facilitating Improvements in Instruction and Student Learning - The teacher leader demonstrates a deep understanding of the teaching and learning process and uses this knowledge to advance the professional skills of colleagues by being a continuous learner, modeling reflective practice based on student results, and working collaboratively with colleagues to ensure instructional practices are aligned to a shared vision, mission and goal.*

**Knowledge: The teacher leader demonstrates knowledge of:**

1. Research-based curriculum, instruction, and assessment and their alignment with desired outcomes.
2. The Framework for Teaching, effective observation and strategies for providing instructional feedback.

3. Role and use of critical reflection in improving professional practice.

**Performance: The teacher leader:**

1. Recognizes, analyzes, and works toward improving the quality of colleagues' professional and instructional practices.
2. Based upon the Framework for Teaching, has proof of proficiency in recognizing effective teaching and uses effective observation techniques to identify opportunities to improve curriculum, instruction, and assessment.
3. Provides observational feedback that demonstrates the intent to improve curriculum, instruction, and assessment.
4. Develops, leads and promotes a culture of self-reflection and reflective dialogue.

*Standard 5: Using Assessments and Data for School and District Improvement - The teacher leader is knowledgeable about current research on assessment methods, designing and/or selecting effective formative and summative assessment practices and use of assessment data to make informed decisions that improve student learning; and uses this knowledge to promote appropriate strategies that support continuous and sustainable organizational improvement.*

**Knowledge: The teacher leader demonstrates knowledge of:**

1. Design and selection of suitable evaluation instruments and effective assessment practices for a range of purposes.
2. Use of formative and summative data to inform the continuous improvement process.
3. Analysis and interpretation of data from multiple sources.

**Performance: The teacher leader:**

1. Informs and facilitates colleagues' selection or design of suitable evaluation instruments to generate data that will inform instructional improvement.
2. Models use of formative and summative data to inform the continuous improvement process.
3. Informs and facilitates colleagues' interpretation of data and application of findings from multiple sources (e.g., standardized assessments, demographics and other).

*Standard 6: Improving Outreach and Collaboration with Families and Community - The teacher leader understands that families, cultures and communities have a significant impact on educational processes and student achievement and uses this knowledge to promote frequent and more effective outreach with families, community members, business and community leaders and other stakeholders in the education system.*

**STATE DEPARTMENT OF EDUCATION  
NOVEMBER 30, 2015**

**Knowledge: The teacher leader demonstrates knowledge of:**

1. Child development and conditions in the home, culture and community and their influence on educational processes.
2. Contextual considerations of the family, school, and community and their interaction with educational processes.
3. Effective strategies for involvement of families and other stakeholders as part of a responsive culture.

**Performance: The teacher leader:**

1. Develops colleagues' abilities to form effective relationships with families and other stakeholders.
2. Recognizes, responds and adapts to contextual considerations to create effective interactions among families, communities, and schools.
3. Improves educational outcomes by promoting effective interaction and involvement of teachers, families, and stakeholders in the educational process.

*Standard 7: Advocating for Student Learning and the Profession - The teacher leader understands how educational policy is made at the local, state and national level as well as the roles of school leaders, boards of education, legislators and other stakeholders in formulating those policies; and uses this knowledge to advocate for student needs and for practices that support effective teaching and increase student learning and to serve as an individual of influence and respect within the school, community and profession.*

**Knowledge: The teacher leader demonstrates knowledge of:**

1. Effective identification and interpretation of data, research findings, and exemplary practices.
2. Alignment of opportunities with identified needs and how to synthesize information to support a proposal for educational improvement.
3. Local, state and national policy decisions and their influence on instruction.
4. The process to impact policy and to advocate on behalf of students and the community.

**Performance: The teacher leader:**

1. Identifies and evaluates needs and opportunities.
2. Generates ideas to effectively address solutions/needs.
3. Analyzes feasibility of potential solutions and relevant policy context.
4. Advocates effectively and responsibly to relevant audiences for realization of opportunities.

## Idaho Standards for Teacher Librarians

In addition to the standards listed here, teacher librarians must meet Idaho Core Teacher Standards. The evidence validating candidates' ability to demonstrate these standards shall be collected from a variety of settings including, but not limited to, courses, practicum, and field experiences.

An important component of the teaching profession is a candidate's disposition. Professional dispositions are how the candidate views the teaching profession, their content area, and/or students and their learning. Every teacher preparation program at each institution is responsible for establishing and promoting a comprehensive set of guidelines for candidate dispositions.

The school library is a classroom that serves as the instructional center of the school and needs the expertise of a professionally trained teacher librarian. The teacher librarian is an experienced classroom teacher with additional specialized training in the discipline of school librarianship.

In the rapidly evolving library landscape, teacher librarians promote and provide information literacy expertise in collaboration with the school community.

The management of a school library requires a special set of skills above and beyond those of a classroom teacher. Collection development and management, cataloging and resource sharing, technology use and maintenance, budgeting, ethical and effective information management, supervision of staff and volunteers, and providing ongoing professional development for staff are just some of the unique expectations for teacher librarians.

This document utilizes language and ideas adapted from the *Idaho Standards for Library Science Teachers* (2007) and the *ALA/AASL Standards for Initial Preparation of School Librarians* (2010).

***Standard 1: Learner Development - The teacher understands how learners grow and develop, recognizing that patterns of learning and development vary individually within and across the cognitive, linguistic, social, emotional, and physical areas, and designs and implements developmentally appropriate and challenging learning experiences.***

### **Knowledge**

1. The teacher librarian is an effective teacher with knowledge of learners and learning.
2. The teacher librarian is aware of reading and information materials in a variety of formats that support the diverse developmental, cognitive, social, emotional, and linguistic needs of K-12 students and their communities.
3. The teacher librarian recognizes the importance of developmentally appropriate and challenging learning experiences.



**Performance**

1. The teacher librarian develops a collection of reading and information materials in a variety of formats that support the diverse developmental, cognitive, social, emotional, and linguistic needs of K-12 students and their communities.
2. The teacher librarian collaborates with all members of the learning community to help meet individual learner needs.
3. The teacher librarian supports the staff by locating and providing resources that enable members of the learning community to become effective users of ideas and information.
4. The teacher librarian, independently and in collaboration with other teachers, designs and implements developmentally appropriate and challenging learning experiences.

*Standard 2: Learning Differences - The teacher uses understanding of individual differences and diverse cultures and communities to ensure inclusive learning environments that enable each learner to meet high standards.*

**Knowledge**

1. The teacher librarian is aware of and respects the diverse cultures within the entire learning community.
2. The teacher librarian is aware of reading and information materials in a variety of formats that support the diverse cultural needs of K-12 students and their communities.
3. The teacher librarian recognizes the importance of culturally significant learning experiences.

**Performance**

1. The teacher librarian develops a collection of reading and information materials in a variety of formats that support the diverse cultures and communities of K-12 students.
2. The teacher librarian works with all members of the learning community to help determine and locate appropriate materials to respect their cultural diversity.

*Standard 3: Learning Environments - The teacher works with others to create environments that support individual and collaborative learning, and that encourage positive social interaction, active engagement in learning, and self-motivation.*

**Knowledge**

1. The teacher librarian has an understanding of evolving library spaces that provide a positive, productive learning environment, with enough time and space for all members of the learning community to access and utilize resources and technology.

**STATE DEPARTMENT OF EDUCATION  
NOVEMBER 30, 2015**

2. The teacher librarian knows the importance of a balanced, organized, and varied library collection that supports curricula, fulfills diverse student, staff, and community needs, and brings a global perspective into the school environment.

**Performance**

1. The teacher librarian creates a positive environment to promote and model the habit of lifelong reading and learning.
2. The teacher librarian supports flexible, open access for library services.
3. The teacher librarian demonstrates the ability to develop solutions for addressing physical, social and intellectual barriers to equitable access to resources and services.
4. The teacher librarian facilitates access to information in a variety of formats.
5. The teacher librarian organizes, allocates, and manages the library resources, facilities, and materials to foster a user-friendly environment.
6. The teacher librarian provides a respectful, positive, and safe climate.
7. The teacher librarian models and facilitates the effective use of current and emerging digital tools and technology.
8. The teacher librarian proactively manages the unpredictable traffic flow, accounting for academic visits, drop-in traffic, and patron visits during non-instructional times, enforcing school expectations while maintaining a positive climate.

***Standard 4: Content Knowledge - The teacher understands the central concepts, tools of inquiry, and structures of the discipline(s) he or she teaches and creates learning experiences that make the discipline accessible and meaningful for learners to assure mastery of the content.***

**Knowledge**

1. The teacher librarian understands the documents and policies that promote intellectual freedom and freedom of expression.
2. The teacher librarian understands the concepts of information literacy (e.g., reading, information, media, computer, and visual literacies).
3. The teacher librarian is familiar with a wide range of children's, young adult, and professional literature in multiple formats and languages to support reading for information, pleasure, and lifelong learning.
4. The teacher librarian understands the process of cataloging and classifying library materials using professional library standards.

**STATE DEPARTMENT OF EDUCATION  
NOVEMBER 30, 2015**

5. The teacher librarian understands the process of information retrieval and resource sharing.
6. The teacher librarian understands management techniques, including time management and supervision that ensure the efficient operation of the school library.
7. The teacher librarian understands the principles of basic budget planning and collection development (e.g., selection, processing, and discarding). The teacher librarian understands the grant application process.
8. The teacher librarian understands the importance of policies and procedures that support teaching and learning in school libraries.

**Performance**

1. The teacher librarian adheres to the legal and ethical tenets expressed in the ALA Policy on Confidentiality of Library Records, Privacy: An Interpretation of the Library Bill of Rights, and the ALA Code of Ethics.
2. The teacher librarian teaches and models the concepts of information literacy (e.g., reading, information, media, computer, and visual literacies).
3. The teacher librarian reads, recommends, and promotes a wide and diverse range of children's and young adult literature in multiple formats that reflect cultural diversity to foster habits of creative expression and support reading for information, pleasure, and lifelong learning.
4. The teacher librarian catalogs and classifies library materials using professional library standards.
5. The teacher librarian initiates and participates in resource sharing with public, academic, and special libraries, and with networks and library consortia.
6. The teacher librarian organizes, allocates, and manages the library resources, facilities, time, activities, and materials to provide a broad range of opportunities for learning.
7. The teacher librarian administers and trains staff to ensure an effective school library program.
8. The teacher librarian utilizes best practices to plan and budget resources in a fiscally responsible manner.
9. The teacher librarian uses professional publications that provide guidance in the selection of quality materials and to maintain current awareness of the emerging in the library field.
10. The teacher librarian develops, implement, and evaluate policies and procedures that support teaching and learning in school libraries.

*Standard 5: Application of Content - The teacher understands how to connect concepts and use differing perspectives to engage learners in critical thinking, creativity, and collaborative problem solving related to authentic local and global issues.*

**Knowledge**

1. The teacher librarian understands the scope and sequence of curricula, how they interrelate, and the information resources needed to support them.
2. The teacher librarian has a wide range of cross-curricular interests and a broad set of interdisciplinary research skills.

**Performance**

1. The teacher librarian participates on collaborative teaching teams as a peer or leader to integrate information skills, provide access to resources, and promote effective use of technology across the curriculum.
2. The teacher librarian models multiple strategies for students, other teachers, and administrators to locate, evaluate, and ethically use information for specific purposes.
3. The teacher librarian reads, recommends, and promotes a wide and diverse range of children's and young adult literature in multiple formats that reflect cultural diversity to foster habits of creative expression and support reading for information, pleasure, and lifelong learning.
4. The teacher librarian determines collection development needs based on a variety of input, including curricula, patron input, circulation statistics, and professional reading.
5. The teacher librarian promotes appropriate use of relevant and reliable information and instruction technologies.

*Standard 6: Assessment - The teacher understands and uses multiple methods of assessment to engage learners in their own growth, to monitor learner progress, and to guide the teacher's and learner's decision making.*

**Knowledge**

1. The teacher librarian understands many methods of assessing the library program.
2. The teacher librarian has an awareness of a wide variety of formative and summative assessment strategies.

**Performance**

1. The teacher librarian communicates and collaborates with students, teachers, administrators, and community members to develop a library program that aligns resources, services, and standards with the school's mission.
2. The teacher librarian makes effective use of data and information to assess how the library

program addresses the needs of diverse communities.

3. The teacher librarian collaborates with other teachers to create student assessment opportunities in a variety of formats.

***Standard 7: Planning for Instruction - The teacher plans instruction that supports every student in meeting rigorous learning goals by drawing upon knowledge of content areas, curriculum, cross-disciplinary skills, and pedagogy, as well as knowledge of learners and the community context.***

**Knowledge**

1. The teacher librarian understands how to develop and implement the school library mission, goals, objectives, policies, and procedures that reflect the mission, goals, and objectives of the school.
2. The teacher librarian understands effective principles of teaching and learning in collaborative partnership with other educators.
3. The teacher librarian acknowledges the importance of participating in curriculum development.

**Performance**

1. The teacher librarian develops and implements the school library mission, goals, objectives, policies, and procedures.
2. The teacher librarian identifies appropriate services, resources, and technology to meet diverse learning needs.
3. The teacher librarian includes a variety of reading and information materials in instruction and prompts students through questioning techniques to improve performance.
4. The teacher librarian collaborates with other teachers as they create, implement, and evaluate lessons, and models the use of information tools to meet the developmental and individual needs of diverse students.
5. The teacher librarian uses appropriate print and/or electronic instructional resources to design learning experiences.
6. The teacher librarian models, shares, and promotes effective principles of teaching and learning in collaborative partnership with other educators.
7. The teacher librarian engages in school improvement processes by offering professional development to other educators as it relates to library and information use.

*Standard 8: Instructional Strategies - The teacher understands and uses a variety of instructional strategies to encourage learners to develop deep understanding of content areas and their connections, and to build skills to apply knowledge in meaningful ways.*

**Knowledge**

1. The teacher librarian understands how twenty-first century literacy skills support the learning needs of the school community.
2. The teacher librarian recognizes that the effective use of current and emerging digital tools to locate, analyze, evaluate, and use information resources will support researching, learning, creating, and communicating in a digital society.

**Performance**

1. The teacher librarian designs and adapts relevant learning experiences that engage students in authentic learning through the use of digital tools and resources.
2. The teacher librarian stimulates critical thinking through the skillful use of questioning techniques, and guides students and staff in the selection of materials and information for reading, writing, viewing, speaking, listening, and presenting.
3. The teacher librarian provides opportunities to foster higher order thinking skills and metacognition.
4. The teacher librarian provides access to information from a variety of sources to enrich learning for students and staff.
5. The teacher librarian uses appropriate instructional resources in a variety of formats to design learning experiences.
6. The teacher librarian employs strategies to integrate multiple literacies with content curriculum.
7. The teacher librarian integrates the use of emerging technologies as a means for effective and creative teaching and to support K-12 students' conceptual understanding, critical thinking and creative processes.
8. The teacher librarian collaborates with classroom teachers to reinforce a wide variety of reading instructional strategies to ensure K-12 students are able to create meaning from text.
9. The teacher librarian serves all members of the learning community as facilitator, coach, guide, listener, trainer, and mentor.

*Standard 9: Professional Learning and Ethical Practice - The teacher engages in ongoing professional learning and uses evidence to continually evaluate his/her practice, particularly the effects of his/her choices and actions on others (learners, families, other professionals, and the community), and adapts practice to meet the needs of each learner.*

**Knowledge**

1. The teacher librarian understands the documents and policies that promote intellectual freedom and freedom of expression.
2. The teacher librarian understands the parameters of information access, resource sharing, and ownership based on principles of intellectual freedom and copyright guidelines.
3. The teacher librarian understands confidentiality issues related to library records.
4. The teacher librarian recognizes the importance of evaluating practice for improvement of the school library program.

**Performance**

1. The teacher librarian practices the ethical principles of the profession, advocates for intellectual freedom and privacy, and promotes and models digital citizenship and responsibility.
2. The teacher librarian educates the school community on the ethical use of information and ideas.
3. The teacher librarian uses evidence-based research to collect, interpret, and use data to improve practice in school libraries.
4. The teacher librarian models a strong commitment to the profession by participating in professional growth and leadership opportunities through membership in library associations, attendance at professional conferences, reading professional publications, and exploring Internet resources.
5. The teacher librarian uses professional publications to keep current in the field and to assist in the selection of quality materials.

*Standard 10: Leadership and Collaboration - The teacher seeks appropriate leadership roles and opportunities to take responsibility for student learning, to collaborate with learners, families, colleagues, other school professionals, and community members to ensure learner growth, and to advance the profession.*

**Knowledge**

1. The teacher librarian understands various communication and public relations strategies.

**STATE DEPARTMENT OF EDUCATION  
NOVEMBER 30, 2015**

2. The teacher librarian understands the role and relationship of the school library program's impact on student academic achievement within the context of current educational initiatives.
3. The teacher librarian recognizes the value of sharing expertise with others in the field.

**Performance**

1. The teacher librarian models and promotes lifelong reading for purposes of seeking information, knowledge, pleasure, and learning.
2. The teacher librarian collaborates with colleagues to enhance the learning environment through improved communication techniques.
3. The teacher librarian works with colleagues to empower students with effective communication techniques and strategies.
4. The teacher librarian advocates for the school library program and the library profession.
5. The teacher librarian participates in decision-making groups to continually improve library services.
6. The teacher librarian participates on collaborative teaching teams as a peer or leader to integrate information skills, provide access to resources, and promote effective use of technology across the curriculum.
7. The teacher librarian demonstrates the ability to establish connections with other libraries and to strengthen cooperation among library colleagues for resource sharing, networking, and facilitating access to information.
8. The teacher librarian articulates the role and relationship of the school library program's impact on student academic achievement within the context of current educational initiatives.
9. The teacher librarian identifies stakeholders within and outside the school community who impact the school library program.
10. The teacher librarian advocates for school library and information programs, resources, and services.
11. The teacher librarian seeks to share expertise with others through in-service, local conferences and other venues.



## **Idaho Foundation Standards for Visual and Performing Arts Teachers**

All teacher candidates are expected to meet the Idaho Core Teacher Standards and the standards specific to their discipline area(s) at the “acceptable” level or above. Additionally, all teacher candidates are expected to meet the requirements defined in State Board Rule (08.02.02: Rules Governing Uniformity).

The following knowledge and performance statements for the Visual and Performing Arts Teacher Standards are widely recognized, but not all-encompassing or absolute, indicators that teacher candidates have met the standards. The evidence validating candidates’ ability to demonstrate these standards shall be collected from a variety of settings including, but not limited to, courses, practicum, and field experiences. It is the responsibility of a teacher preparation program to use indicators in a manner that is consistent with its conceptual framework and that assures attainment of the standards.

An important component of the teaching profession is a candidate’s disposition. Professional dispositions are how candidates view the teaching profession, their content area, and/or students and their learning. Every teacher preparation program at each institution is responsible for establishing and promoting a comprehensive set of guidelines for candidate dispositions.

*\*This language was written by a committee of content experts and has been adopted verbatim.*

***Standard 1: Knowledge of Subject Matter - The teacher understands the central concepts, tools of inquiry, and structure of the discipline taught and creates learning experiences that make these aspects of subject matter meaningful for students.***

### **Knowledge**

1. The teacher understands the history and foundation of arts education.
2. The teacher understands the processes and content of the arts discipline being taught.
3. The teacher understands the relationships between the arts and how the arts enhance a comprehensive curriculum.
4. The teacher understands how to interpret, critique, and assess the arts discipline being taught.
5. The teacher understands the cultural and historical contexts surrounding works of art.
6. The teacher understands that the arts communicate, challenge, and influence cultural and societal values.
7. The teacher understands the aesthetic purposes of the arts and that arts involve a variety of perspectives and viewpoints (e.g., formalist, feminist, social, and political).

**STATE DEPARTMENT OF EDUCATION  
NOVEMBER 30, 2015**

8. The teacher understands how to select and evaluate a range of artistic subject matter and ideas appropriate for students' personal and/or career interests.

**Performance**

1. The teacher provides students with a knowledge base of historical, critical, performance, and aesthetic concepts.
2. The teacher helps students create, understand, and become involved in the arts relevant to students' interests and experiences.
3. The teacher demonstrates technical and expressive proficiency in the particular arts discipline being taught.
4. The teacher helps students identify relationships between the arts and a comprehensive curriculum.
5. The teacher provides instruction to make a broad range of art genres and relevant to students.
6. The teacher instructs students in making interpretations and judgments about their own artworks and the works of other artists.
7. The teacher creates opportunities for students to explore a variety of perspectives and viewpoints related to the arts.

*Standard 2: Knowledge of Human Development and Learning - The teacher understands how students learn and develop, and provides opportunities that support their intellectual, social, and personal development.*

*Standard 3: Modifying Instruction for Individual Needs - The teacher understands how students differ in their approaches to learning and creates instructional opportunities to meet students' diverse needs and experiences.*

*Standard 4: Multiple Instructional Strategies - The teacher understands and uses a variety of instructional strategies to develop student learning.*

*Standard 5: Classroom Motivation and Management Skills - The teacher understands individual and group motivation and behavior creates a learning environment that encourages positive social interaction, active engagement in learning, and self-motivation.*

*Standard 6: Communication Skills - The teacher uses a variety of communication techniques to foster learning and communication skills in the classroom.*

*Standard 7: Instructional Planning Skills - The teacher plans and prepares instruction based on knowledge of subject matter, subjects, the community, curriculum goals, and instructional strategies.*

**Knowledge**

1. The teacher understands state standards for the arts discipline being taught and how to apply those standards in instructional planning.
2. The teacher understands that the processes and tools necessary for communicating ideas in the arts are sequential, holistic, and cumulative.

**Performance**

1. The teacher incorporates state standards for the arts discipline in his or her instructional planning.
2. The teacher demonstrates that the processes and uses of the tools necessary for the communication of ideas in the arts are sequential, holistic, and cumulative.

*Standard 8: Assessment of Student Learning - The teacher understands, uses, and interprets formal and informal assessment strategies to evaluate and advance student performance and to determine teaching effectiveness.*

**Knowledge**

1. The teacher understands assessment strategies specific to the creative process.
2. The teacher understands the importance of providing appropriate opportunities for students to demonstrate what they know and can do in the arts.
3. The teacher understands how arts assessments enhance evaluation and student performance across a comprehensive curriculum (e.g., portfolio, critique, performance/presentation).

**Performance**

1. The teacher assesses students' learning and creative processes as well as finished products.
2. The teacher provides appropriate opportunities for students to display, perform, and be assessed for what they know and can do in the arts.
3. The teacher provides a variety of arts assessments to evaluate student performance.

*Standard 9: Professional Commitment and Responsibility - The teacher is a reflective practitioner who demonstrates a commitment to professional standards and is continuously engaged in purposeful mastery of the art and science of teaching.*

**Knowledge**

1. The teacher understands the importance of continued professional growth in his or her discipline.

**Performance**

1. The teacher contributes to his or her discipline (e.g., exhibits, performances, publications, and presentations).

*Standard 10: Partnerships - The teacher interacts in a professional, effective manner with colleagues, parents, and other members of the community to support students' learning and well-being.*

**Knowledge**

1. The teacher understands appropriate administrative, financial, management, and organizational aspects specific to the school/district arts program and its community partners.
2. The teacher understands the unique relationships between the arts and their audiences.

**Performance**

1. The teacher promotes the arts for the enhancement of the school and the community.
2. The teacher selects and creates art exhibits and performances that are appropriate for different audiences.

*Standard 11: Learning Environment - The teacher creates and manages a safe, productive learning environment.*

**Knowledge**

1. The teacher knows the procedures for safely handling, operating, storing, and maintaining the tools and equipment appropriate to his or her art discipline.
2. The teacher understands the use and management of necessary performance and exhibit technologies specific to his or her discipline.

**Performance**

1. The teacher ensures that students have the skills and knowledge necessary to accomplish art task safety.
2. The teacher manages the simultaneous activities that take place daily in the arts classroom.
3. The teacher operates and manages necessary performance and exhibit technology specific to

**STATE DEPARTMENT OF EDUCATION  
NOVEMBER 30, 2015**

his or her discipline in a safe manner.

## Idaho Standards for Drama Teachers

All teacher candidates are expected to meet the Idaho Core Teacher Standards and the standards specific to their discipline area(s) at the “acceptable” level or above. Additionally, all teacher candidates are expected to meet the requirements defined in State Board Rule (08.02.02: Rules Governing Uniformity).

The following knowledge and performance statements for the Drama Teacher Standards are widely recognized, but not all-encompassing or absolute, indicators that teacher candidates have met the standards. The evidence validating candidates’ ability to demonstrate these standards shall be collected from a variety of settings including, but not limited to, courses, practicum, and field experiences. It is the responsibility of a teacher preparation program to use indicators in a manner that is consistent with its conceptual framework and that assures attainment of the standards.

An important component of the teaching profession is a candidate’s disposition. Professional dispositions are how candidates view the teaching profession, their content area, and/or students and their learning. Every teacher preparation program at each institution is responsible for establishing and promoting a comprehensive set of guidelines for candidate dispositions.

*\*This language was written by a committee of content experts and has been adopted verbatim.*

***Standard 1: Knowledge of Subject Matter - The teacher understands the central concepts, tools of inquiry, and structures of the discipline taught and creates learning experiences that make these aspects of subject matter meaningful for students.***

### **Knowledge**

1. The teacher knows the history of theater as a form of entertainment and as a societal influence.
2. The teacher knows the basic theories and processes of play writing.
3. The teacher understands the history and process of acting and its various styles.
4. The teacher understands the elements and purpose of design and technologies specific to the art of theater (e.g., set, make-up, costume, lighting, and sound).
5. The teacher understands the theory and process of directing theater.

### **Performance**

1. The teacher incorporates various styles of acting techniques to communicate character and to honor the playwright’s intent.
2. The teacher supports individual interpretation of character, design, and other elements inherent to theater.

**STATE DEPARTMENT OF EDUCATION  
NOVEMBER 30, 2015**

3. The teacher demonstrates proficiency in all aspects of technical theatre.
4. The teacher is able to direct shows for public performance.

*Standard 2: Knowledge of Human Development and Learning - The teacher understands how students learn and develop, and provides opportunities that support their intellectual, social, and personal development.*

*Standard 3: Modifying Instruction for Individual Needs - The teacher understands how students differ in their approaches to learning and creates instructional opportunities to meet students' diverse needs and experiences.*

*Standard 4: Multiple Instructional Strategies - The teacher understands and uses a variety of instructional strategies to develop student learning.*

*Standard 5: Classroom Motivation and Management Skills - The teacher understands individual and group motivation and behavior and creates a learning environment that encourages positive social interaction, active engagement in learning, and self-motivation.*

*Standard 6: Communication Skills - The teacher uses a variety of communication techniques to foster learning and communication skills in the classroom.*

*Standard 7: Instructional Planning Skills - The teacher plans and prepares instruction based on knowledge of subject matter, students, the community, curriculum goals, and instructional strategies.*

*Standard 8: Assessment of Student Learning - The teacher understands, uses, and interprets formal and informal assessment strategies to evaluate and advance student performance and to determine teaching effectiveness.*

*Standard 9: Professional Commitment and Responsibility - The teacher is a reflective practitioner who demonstrates a commitment to professional standards and is continuously engaged in purposeful mastery of art and science of teaching.*

*Standard 10: Partnerships - The teacher interacts in a professional, effective manner with colleagues, parents, and other members of the community to support students' learning and well-being.*

*Standard 11: Learning Environment- The teacher creates and manages a safe, productive learning environment.*

**Knowledge**

1. The teacher understands how to safely operate and maintain the theatre facility.
2. The teacher understands how to safely operate and maintain technical theatre equipment.

**STATE DEPARTMENT OF EDUCATION  
NOVEMBER 30, 2015**

3. The teacher understands OSHA and State Safety standards specific to the discipline.
4. The teacher understands how to safely manage the requirements unique to the drama classroom (e.g. stage combat, choreography, blocking, rigging, etc.)

**Performance**

1. The teacher can safely operate and maintain the theatre facility.
2. The teacher can safely operate and maintain technical theatre equipment.
3. The teacher employs OSHA and State Safety standards specific to the discipline.
4. The teacher can safely manage the requirements unique to the drama classroom (e.g. stage combat, choreography, blocking, rigging, etc.)



## Idaho Standards for Music Teachers

All teacher candidates are expected to meet the Idaho Core Teacher Standards and the standards specific to their discipline area(s) at the “acceptable” level or above. Additionally, all teacher candidates are expected to meet the requirements defined in State Board Rule (08.02.02: Rules Governing Uniformity).

The following knowledge and performance statements for the Music Teacher Standards are widely recognized, but not all-encompassing or absolute, indicators that teacher candidates have met the standards. The evidence validating candidates’ ability to demonstrate these standards shall be collected from a variety of settings including, but not limited to, courses, practicum, and field experiences. It is the responsibility of a teacher preparation program to use indicators in a manner that is consistent with its conceptual framework and that assures attainment of the standards.

An important component of the teaching profession is a candidate’s disposition. Professional dispositions are how candidates view the teaching profession, their content area, and/or students and their learning. Every teacher preparation program at each institution is responsible for establishing and promoting a comprehensive set of guidelines for candidate dispositions.

*\*This language has been written by a committee of content experts and adopted verbatim.*

***Standard 1: Knowledge of Subject Matter - The teacher understands the central concepts, tools of inquiry, and structures of the discipline taught and creates learning experiences that make these aspects of subject matter meaningful for students.***

**Knowledge: The teacher understands and knows how to teach:**

1. Singing, alone and with others, a varied repertoire of music.
2. Performing on instruments, alone and with others, a varied repertoire of music.
3. Improvising melodies, variations, and accompaniments.
4. Composing and arranging music within specified guidelines.
5. Reading and notating music.
6. Listening to, analyzing, and describing music.
7. Evaluating music and music performances.
8. Understanding relationships between music, the other arts, and disciplines outside the arts.
9. Understanding music in relation to history and culture.

**Performance: The teacher is able to demonstrate and teaches:**

1. Singing, alone and with others, a varied repertoire of music.
2. Performing on instruments, alone and with others, a varied repertoire of music.
3. Improvising melodies, variations, and accompaniments.
4. Composing and arranging music within specified guidelines.
5. Reading and notating music.
6. Listening to, analyzing, and describing music.
7. Evaluating music and music performances.
8. Understanding relationships between music, the other arts, and disciplines outside the arts.
9. Understanding music in relation to history and culture.

*Standard 2: Knowledge of Human Development and Learning - The teacher understands how students learn and develop, and provides opportunities that support their intellectual, social, and personal development.*

*Standard 3: Modifying Instruction for Individual Needs - The teacher understands how students differ in their approaches to learning and creates instructional opportunities to meet students' diverse needs and experiences.*

*Standard 4: Multiple Instructional Strategies - The teacher understands and uses a variety of instructional strategies to develop student learning.*

*Standard 5: Classroom Motivation and Management Skills - The teacher understands individual and group motivation and behavior and creates a learning environment that encourages positive social interaction, active engagement in learning, and self-motivation.*

*Standard 6: Communication Skills - The teacher uses a variety of communication techniques to foster learning and communication skills in the classroom.*

*Standard 7: Instructional Planning Skills - The teacher plans and prepares instruction based on knowledge of subject matter, students, the community, curriculum goals, and instructional strategies.*

**Knowledge**

1. The teacher understands and knows how to design a variety of musical learning opportunities for students that demonstrate the sequential, holistic, and cumulative processes of music education.

**Performance**

1. The teacher is able to teach and engage students in a variety of musical learning opportunities that demonstrate the sequential, holistic, and cumulative processes of music education

*Standard 8: Assessment of Student Learning - The teacher understands, uses, and interprets formal and informal assessment strategies to evaluate and advance student performance and to determine teaching effectiveness.*

*Standard 9: Professional Commitment and Responsibility - The teacher is a reflective practitioner who demonstrates a commitment to professional standards and is continuously engaged in purposeful mastery of the art and science of teaching.*

*Standard 10: Partnerships - The teacher interacts in a professional, effective manner with colleagues, parents, and other members of the community to support students' learning and well-being.*

## Idaho Standards for Visual Arts Teachers

All teacher candidates are expected to meet the Idaho Core Teacher Standards and the standards specific to their discipline area(s) at the “acceptable” level or above. Additionally, all teacher candidates are expected to meet the requirements defined in State Board Rule (08.02.02: Rules Governing Uniformity).

The following knowledge and performance statements for the Visual Arts Teacher Standards are widely recognized, but not all-encompassing or absolute, indicators that teacher candidates have met the standards. The evidence validating candidates’ ability to demonstrate these standards shall be collected from a variety of settings including, but not limited to, courses, practicum, and field experiences. It is the responsibility of a teacher preparation program to use indicators in a manner that are consistent with its conceptual framework and that assures attainment of the standards.

An important component of the teaching profession is a candidate’s disposition. Professional dispositions are candidates view the teaching profession, their content area, and/or students and their learning. Every teacher preparation program at each institution is responsible for establishing and promoting a comprehensive set of guidelines for candidate dispositions.

*\*This language was written by a committee of content experts and has been adopted verbatim.*

***Standard 1: Knowledge of Subject Matter - The teacher understands the central concepts, tools of inquiry, and structures of the discipline taught and creates learning experiences that make these aspects of subject matter meaningful for students.***

### **Knowledge**

1. The teacher understands a variety of media, styles, and techniques in multiple art forms.
2. The teacher has knowledge of individual artists’ styles and understands the historical movements and cultural contexts of those works.
3. The teacher understands the elements and principles of art and how they relate to quality in works of art.
4. The teacher understands art vocabulary, its relevance to art interpretation, its relationship to other art forms and to disciplines across the curriculum.
5. The teacher understands how to use the creative process (brainstorm, research, rough sketch, final product, and reflection) and how to write an artist’s statement.
6. The teacher understands the value of visual art as an expression of our culture and possible career choices.

**Performance**

1. The teacher applies a variety of media, styles, and techniques in multiple art forms.
2. The teacher instructs students in individual artist styles and understands historical movements and cultural context of the those work
3. The teacher applies the elements and principles of art and how they relate to quality in works of art.
4. The teacher applies art vocabulary, its relevance to art interpretation, and relationship to other art forms and to disciplines across the curriculum
5. The teacher demonstrates how to use the creative process (brainstorm, research, rough sketch, final product) and how to write an artist statement.
6. The teacher creates an emotionally safe environment for individual interpretation and expression in the visual arts.
7. The teacher makes reasoned and insightful selections of works of art to support teaching goals.
8. The teacher provides opportunities for students to collect work over time (portfolio) to reflect on their progress, and to exhibit their work.
9. The teacher creates opportunities for students to realize the value of visual art as an expression of our culture and possible career choices.

***Standard 2: Knowledge of Human Development and Learning - The teacher understands how students learn and develop, and provides opportunities that support their intellectual, social, and personal development.***

***Standard 3: Modifying Instruction for Individual Needs - The teacher understands how students differ in their approaches to learning and creates instructional opportunities to meet students' diverse needs and experiences.***

***Standard 4: Multiple Instructional Strategies - The teacher understands and uses a variety of instructional strategies to develop student learning.***

***Standard 5: Classroom Motivation and Management Skills - The teacher understands individual and group motivation and behavior and creates a learning environment that encourages positive social interaction, active engagement in learning, and self-motivation.***

***Standard 6: Communication Skills - The teacher uses a variety of communication techniques to foster learning and communication skills in the classroom.***

STATE DEPARTMENT OF EDUCATION  
NOVEMBER 30, 2015

*Standard 7: Instructional Planning Skills - The teacher plans and prepares instruction based on knowledge of subject matter, students, the community, curriculum goals, and instructional strategies.*

*Standard 8: Assessment of Student Learning - The teacher understands, uses, and interprets formal and informal assessment strategies to evaluate and advance student performance and to determine teaching effectiveness.*

*Standard 9: Professional Commitment and Responsibility - The teacher is a reflective practitioner who demonstrates a commitment to professional standards and is continuously engaged in purposeful mastery of the art and science of teaching.*

*Standard 10: Partnerships - The teacher interacts in a professional, effective manner with colleagues, parents, and other members of the community to support students' learning and well-being.*

## Idaho Standards for World Languages Teachers

All teacher candidates are expected to meet or exceed the Idaho Core Teacher Standards and the standards specific to their discipline area(s). Additionally, all teacher candidates are expected to meet the requirements defined in State Board Rule (08.02.02: Rules Governing Uniformity).

The following knowledge and performance statements for the World Languages Teacher Standards are widely recognized, but not all-encompassing or absolute, indicators that teacher candidates have met the standards. The evidence validating candidates' ability to demonstrate these standards shall be collected from a variety of settings including, but not limited to, courses, practicum, and field experiences. It is the responsibility of a teacher preparation program to use indicators in a manner that assures attainment of the standards and is consistent with its conceptual framework.

An important component of the teaching profession is a candidate's disposition. Professional dispositions are how the candidate views the teaching profession, their content area, and/or students and their learning. Every teacher preparation program at each institution is responsible for establishing and promoting a comprehensive set of guidelines for candidate dispositions.

*\* This language was written by a committee of content experts and has been adopted verbatim.*

***Standard 1: Knowledge of Subject Matter - The teacher understands the central concepts, tools of inquiry, and structures of the disciplines taught and creates learning experiences that make these aspects of subject matter meaningful for students.***

### **Knowledge**

1. The teacher knows the ACTFL (American Council on the Teaching of Foreign Languages) Proficiency Guidelines for listening, speaking, reading, and writing.
2. The teacher knows the target culture(s) in which the language is used.
3. The teacher understands key linguistic structures particular to the target language and demonstrates the way(s) in which they compare to English communication patterns.
4. The teacher knows the history, arts, and literature of the target culture(s).
5. The teacher knows the current social, political, and economic realities of the countries related to the target language.
6. The teacher understands how the U.S. culture perceives the target language and culture(s).
7. The teacher understands how the U.S. is perceived by the target language culture(s).
8. The teacher understands the stereotypes held by both the U.S. and target cultures and the impacts of those beliefs.

**Performance**

1. The teacher demonstrates advanced level speaking, reading and writing proficiencies as defined in the ACTFL Proficiency Guidelines established by the American Council on the Teaching of Foreign Languages.
2. The teacher incorporates into instruction the following activities in the target language: listening, speaking, reading, writing, and culture.
3. The teacher promotes the value and benefits of world language learning to students, educators, and the community.
4. The teacher uses the target language extensively in formal, informal, and conversational contexts and provides opportunities for the students to do so.
5. The teacher provides opportunities to communicate in the target language in meaningful, purposeful activities that simulate real-life situations.
6. The teacher systematically incorporates culture into instruction.
7. The teacher incorporates discussions of the target culture's contributions to the students' culture and vice-versa.
8. The teacher encourages students to understand that culture and language are intrinsically tied.

***Standard 2: Knowledge of Human Development and Learning - The teacher understands how students learn and develop, and provides opportunities that support their intellectual, social, and personal development.***

**Knowledge**

1. The teacher understands that the process of second language acquisition includes the interrelated skills of listening, speaking, reading, and writing.
2. The teacher understands that cultural knowledge is essential for the development of second language acquisition.
3. The teacher understands the skills necessary to create an instructional environment that encourages students to take the risks needed for successful language learning.
4. The teacher knows the methodologies and theories specific to second language acquisition.
5. The teacher knows university/college expectations of world languages and the life-long benefits of second-language learning.



**Performance**

1. The teacher uses a variety of instructional strategies that incorporate culture, listening, reading, writing and speaking in the target language.
2. The teacher integrates cultural knowledge into language instruction.
3. The teacher builds on the language learning strengths of students rather than focusing on their weaknesses.
4. The teacher uses cognates, expressions, and other colloquial techniques common to English and the target language to help further the students' understanding and fluency.
5. The teacher explains the world language entrance and graduation requirements at national colleges/universities and the general benefits of second language learning.

***Standard 3: Modifying Instruction for Individual Needs - The teacher understands how students differ in their approaches to learning and creates instructional opportunities that are adapted to students with diverse needs.***

**Knowledge**

1. The teacher understands that gender, age, socioeconomic background, ethnicity, sexual orientation, religious beliefs and other factors play a role in how individuals perceive and relate to their own culture and that of others.
2. The teacher understands that students' diverse learning styles affect the process of second-language acquisition.

**Performance**

1. The teacher plans learning activities that enable students to grasp the significance of language and cultural similarities and differences.
2. The teacher differentiates instruction to incorporate the diverse needs of the students' cognitive, emotional and psychological learning styles.

***Standard 4: Multiple Instructional Strategies - The teacher understands and uses a variety of instructional strategies to develop students' critical thinking, problem solving, and performance skills.***

**Knowledge**

1. The teacher understands that world languages methodologies continue to change in response to emerging research.
2. The teacher understands instructional practices that balance content-focused and form-focused learning.

3. The teacher knows instructional strategies that foster higher-level thinking skills such as critical- thinking and problem solving.

**Performance**

1. The teacher uses a variety of instructional strategies based on current research to enhance students' understanding of the target language and culture.
2. The teacher remains current in second-language pedagogy by means of attending conferences, maintaining memberships in professional organizations, reading professional journals, and/or on-site and on-line professional development opportunities.
3. The teacher incorporates a variety of instructional tools such as technology, local experts, and on-line resources to encourage higher-level thinking skills.

***Standard 5: Classroom Motivation and Management Skills - Classroom Motivation and Management Skills - The teacher understands individual and group motivation and behavior and creates a learning environment that encourages positive social interaction, active engagement in learning, and self- motivation***

**Knowledge**

1. The teacher understands that, due to the nature of second-language acquisition, students need additional instruction in positive group/pair work and focused practice.
2. The teacher knows current practices of classroom management techniques that successfully allow for a variety of activities, such as listening and speaking, that take place in a world language classroom.

**Performance**

1. The teacher implements classroom management techniques that use current research-based practices to facilitate group/pair interactions and maintain a positive flow of instruction.

***Standard 6: Communication Skills - The teacher uses a variety of communication techniques to foster inquiry, collaboration, and supportive interaction in and beyond the classroom***

**Knowledge**

1. The teacher understands of the extension and broadening of previously gained knowledge in order to communicate clearly in the target language.

**Performance**

1. The teacher uses a variety of techniques to foster fluency within the target language such as dialogues, songs, open-ended inquiry, non-verbal techniques, guided questions, modeling, role-playing, and storytelling.

***Standard 7: Instructional Planning Skills -The teacher plans and prepares instruction based on knowledge of subject matter, students, the community, and curriculum goals.***

**Knowledge**

1. The teacher understands how to incorporate the ACTFL Standards for Foreign Language Learning of communication, cultures, connections, comparisons, and communities into instructional planning.
2. The teacher knows how to design lesson plans based on ACTFL Standards, research-based practices, and a variety of proficiency guidelines that enhance student understanding of the target language and culture.
3. The teacher knows how to design lesson plans that incorporate the scaffolding necessary to progress from basic level skills to appropriate critical and higher order thinking skills.

**Performance**

1. The teacher incorporates the ACTFL Standards for Foreign Language Learning of communication, cultures, connections, comparisons, and communities into instructional planning.
2. The teacher designs lesson plans based on ACTFL Standards, research-based practices, and a variety of proficiency guidelines, which enhance student understanding of the target language and culture.
3. The teacher designs lesson plans which incorporate the scaffolding necessary to progress from basic level skills to appropriate critical and higher order thinking skills.

***Standard 8: Assessment of Student Learning -The teacher understands, uses, and interprets formal and informal assessment strategies to evaluate and advance student performance and to determine program effectiveness.***

**Knowledge**

1. The teacher understands the ACTFL Proficiency Guidelines for listening, speaking, reading, and writing.
2. The teacher has the skills to assess proficiency in listening, speaking, reading, writing and culture, which is based on a continuum.
3. The teacher understands the importance of assessing the content and the form of communication.

**Performance**

1. The teacher motivates the students to reach level-appropriate proficiency based on ACTFL Proficiency Guidelines for listening, speaking, reading, writing, and culture.

**STATE DEPARTMENT OF EDUCATION  
NOVEMBER 30, 2015**

2. The teacher employs a variety of ways to assess listening, speaking, reading, writing, and culture, using both formative and summative assessments.
3. The teacher constructs and uses a variety of formal and informal assessment techniques, including tests in the primary and target languages, to enhance knowledge of individual students, evaluate student performance and progress, and modify teaching and learning strategies.
4. The teacher appropriately assesses for both the content and form of communication.

***Standard 9: Professional Commitment and Responsibility - The teacher is a reflective practitioner who demonstrates a commitment to professional standards and is continuously engaged in purposeful mastery of the art and science of teaching.***

***Standard 10: Partnerships - The teacher interacts in a professional, effective manner with colleagues, parents, and other members of the community to support students' learning and well-being.***

**Knowledge**

1. The teacher knows about career and other life-enriching opportunities available to students proficient in world languages.
2. The teacher knows how to provide opportunities for students and teachers to communicate with native speakers.
3. The teacher is able to communicate to the students, parents, and community members the amount of time and energy needed for students to be successful in acquiring a second language.
4. The teacher understands the effects of second language study on first language.

**Performance**

1. The teacher informs students and the broader community of career opportunities and personal enrichment that proficiency in a second language provides in the United States and beyond its borders.
2. The teacher provides opportunities for students to communicate with native speakers of the target language in person or via technology.
3. The teacher encourages students to participate in community experiences related to the target culture.
4. The teacher communicates to the students, parents, and community members the amount of time and energy needed for students to be successful in acquiring a second language.

### Glossary of Terms

**ACTFL Proficiency Guidelines** - a nationally developed and agreed upon set of descriptions of what individuals can do with language in terms of speaking, writing, listening, and reading in real-world situations in a spontaneous and non-rehearsed context. For each skill, these guidelines identify five major levels of proficiency: Distinguished, Superior, Advanced, Intermediate, and Novice. The major levels Advanced, Intermediate, and Novice are subdivided into High, Mid, and Low sublevels. The levels of the ACTFL Guidelines describe the continuum of proficiency from that of the highly articulate, well-educated language user to a level of little or no functional ability. These Guidelines present the levels of proficiency as ranges, and describe what an individual can and cannot do with language at each level, regardless of where, when, or how the language was acquired.

[http://www.actfl.org/files/public/ACTFLProficiencyGuidelines2012\\_FINAL.pdf](http://www.actfl.org/files/public/ACTFLProficiencyGuidelines2012_FINAL.pdf)

**American Council of Teachers of Foreign Languages (ACTFL)** - an organization for world language professionals of K-12 and higher education

**Content-Based Instruction (CBI)** - a method of teaching language where content is a means to language acquisition, and supports proficiency with challenging, informative, and complex communication

**Critical thinking** - an intellectually disciplined process of actively and skillfully applying, analyzing, synthesizing, and or evaluating information, which in its exemplary form transcends subject matter disciplines

**Form-Focused Instruction (FFI)** - attention to the formal aspects of language (grammar, spelling, intonation, etc.) and is a cognitive approach to language learning which holds that second language proficiency resides in both rule-based and exemplar-based knowledge. Rule-based knowledge consists of linguistic rules and is form-oriented, whereas the exemplar-based system consists of chunks of language: instances of language that are unanalyzed and stored as a whole in our memories.

**Scaffolding** - a process that enables a student to solve a problem, carry out a task, or achieve a goal which otherwise would be beyond his or her unassisted efforts including instructional, procedural, and verbal techniques. See Zone of Proximal Development (ZPD)

**Zone of Proximal Development (ZPD)** - the distance or cognitive gap between what a learner can do without assistance and what that learner can do with a more capable peer or skilled adult, a locus for scaffolding

### **Other Teacher Endorsement Areas**

Several teacher endorsement areas were not individually addressed in the current standards (refer to list below), given the small number of courses offered in these specific areas.

To be recommended for endorsement in these content areas, a candidate must meet the Idaho Core Teacher Standards and any current standards of their professional organization(s).

#### **Content/Endorsement Areas**

- Humanities \*
- Psychology
- Sociology

*\* The Idaho Standards for the Initial Certification of Teachers address content areas traditionally categorized as humanities requirements for students (e.g. music, drama, art, foreign language).*

## **Idaho Foundation Standards for the Preparation of School Administrators**

All school administrators, including principals, special education directors, and superintendents, must meet the following Idaho Foundation Standards for School Administrators and the standards specific to their certification area at the “acceptable” level or above.

The following knowledge and performance statements for the Foundation Standards for School Administrators are widely recognized, but not all-encompassing or absolute, indicators that School Administrator candidates have met the standards. The evidence validating candidates’ ability to demonstrate these standards shall be collected from a variety of settings including, but not limited to, courses, practicum, and field experiences. It is the responsibility of preparation programs to use indicators in a manner that is consistent with its conceptual framework and that assures attainment of the standards.

An important component of the School Administrator’s profession is their disposition. Professional dispositions are how the Administrator views the education profession, their content area, and/or students and their learning. Every preparation program at each institution is responsible for establishing and promoting a comprehensive set of guidelines for Administrator dispositions.

*\* This language was written by a committee of content experts and has been adopted verbatim. These standards are grounded in the Educational Leadership Policy Standards: ISLLC (Interstate School Leaders Licensure Consortium) 2008, as adopted by the National Policy Board for Education Administration.*

### **School Climate**

An educational leader promotes the success of all students by advocating, nurturing and sustaining a school culture and instructional program conducive to student learning and staff professional development. An educational leader articulates and promotes high expectations for teaching and learning while responding to diverse community interest and needs.

***Standard 1: School Culture - The School Administrator establishes a safe, collaborative, and supportive culture ensuring all students are successfully prepared to meet the requirements for tomorrow’s careers and life endeavors.***

### **Knowledge: The School Administrator:**

1. Understands the importance of eliciting feedback that measures the school and community perceptions.
2. Understands laws and policies regarding school safety and prevention by creating a detailed school safety plan, which addresses potential physical and emotional threats.
3. Understands disciplinary policies and multiple strategies for intervention that occur prior to removal of students.

4. Understands methods for responding to conflict.

**Performance: The School Administrator:**

1. Demonstrates ability to disaggregate school climate data to collaboratively engage faculty, staff, students, and parents in identifying concerns or threats to school safety.
2. Demonstrates ability to proactively engage staff in conflict resolution.
3. Demonstrates ability to establish rules and related consequences designed to keep students safe.
4. Demonstrates ability to individually and/or collaboratively monitor school climate by gathering data about student and staff perceptions.
5. Demonstrates ability to connect appropriate strategies and solutions to known barriers to promote a school culture of excellence, equity, and safety across all school settings.
6. Demonstrates ability to use data to monitor and improve school climate.
7. Demonstrates ability to collaborate with instructional staff and parents in creating opportunities to safely examine and address barriers to a school culture, embracing diversity.

*Standard 2: Communication - The School Administrator is proactive in communicating the vision and goals of the school or district, the plans for the future, and the successes and challenges to all stakeholders.*

**Knowledge: The School Administrator:**

1. Understands the importance of making organizational decisions based upon the mission and vision of the school and district.
2. Understands effective communication strategies.
3. Understands the importance of the school improvement plan and adjusting it based on data, including input from district and school staff.

**Performance: The School Administrator:**

1. Demonstrates ability to develop and monitor school goals, programs, and actions to ensure that they support the school's vision and mission.
2. Demonstrates ability to develop and facilitate a clear, timely communication plan across the school's departments to support effective and efficient school operations.
3. Demonstrates ability to lead and engage school staff and stakeholders, using multiple communication strategies.



4. Demonstrates ability to ensure that stakeholders have meaningful input in the school's vision and mission, aligning with academic and social learning goals for students.

***Standard 3: Advocacy - The School Administrator advocates for education, the district and school, teachers, parents, and students that engenders school support and involvement.***

**Knowledge: The School Administrator:**

1. Understands the importance of inviting community input and using the input to inform decisions
2. Understands cultural diversity and its importance in the schools learning community.

**Performance: The School Administrator:**

1. Demonstrates the ability to develop and implement opportunities for involving community in school activities that support teaching and learning.
2. Demonstrates the ability to promote appreciation and understanding of diverse cultural opportunities and integrate them in the schools learning community.

**Collaborative Leadership**

An educational leader promotes the success of all students by ensuring management of the organization, operations and resources for a safe, efficient and effective learning environment. In collaboration with others, uses appropriate data to establish rigorous, concrete goals in the context of student achievement and instructional programs. He or she uses research and/or best practices in improving the education program.

***Standard 4: Shared Leadership - The School Administrator fosters shared leadership that takes advantage of individual expertise, strengths, and talents, and cultivates professional growth.***

**Knowledge: The School Administrator:**

1. Understands the importance of providing staff equal access to opportunities for learning, leadership, and advancement.
2. Understands the importance of developing and implementing distributed leadership as part of the process of shared governance.
3. Understands the importance of developing and using Professional Learning Plans to encourage professional growth and expand competencies.

**Performance: The School Administrator:**

1. Demonstrates the ability to use Professional Learning Plans to provide feedback on professional behavior to teachers and other staff and remediates behavior as needed.

2. Demonstrates the ability to create structured opportunities for instructional staff and other staff to expand leadership through the use of reflections, mentoring, feedback, and learning plans.

***Standard 5: Priority Management - The School Administrator organizes time and delegates responsibilities to balance administrative/managerial, educational, and community leadership priorities.***

**Knowledge: The School Administrator:**

1. Understands the importance of prioritizing the use of school time to ensure that staff activities focus on improvement of student learning and school culture.
2. Understands the importance of prioritizing school time to ensure that student activities are focused on high leverage activities and school priority areas as delineated by the School Improvement Plan.
3. Applies project management to systems throughout the school and systematic monitoring and collaboration with stakeholders.
4. Understands the importance of clear and consistent processes and systems to manage change.
5. Understands the importance of school staff and other stakeholders adhering to established processes and procedures.

**Performance: The School Administrator:**

1. Demonstrates the ability to manage projects using lists of milestones and deadlines, and document the impact of change.
2. Demonstrates the ability to apply project management to systems and systematically monitor and collaborate with stakeholders.

***Standard 6: Transparency - The School Administrator seeks input from stakeholders and takes all perspectives into consideration when making decisions.***

**Knowledge: The School Administrator:**

1. Understands emerging issues and trends impacting families, school, and community.
2. Understands available resources in the community.
3. Understands the value of transparency regarding decision making and the allocation of resources.
4. Understands the importance of seeking input from stakeholders and takes all perspectives into consideration when making decisions.

**Performance**

1. Provides rationale for decisions regarding the allocation of resources.
2. Develops a plan that solicits input from all stakeholders to create and sustain a culture of collaboration, trust, learning, and high expectation.

*Standard 7: Leadership Renewal - The School Administrator strives to continuously improve leadership skills through, professional development, self-reflection, and utilization of input from others.*

**Knowledge: The School Administrator:**

1. Understands the roles of leadership.
2. Understands the impact of education on personal and professional opportunities, social mobility, and a democratic society.
3. Understands the political, social, cultural, and economic systems and processes that support and impact education.
4. Understands effective models and strategies of leadership as applied to the larger political, social, cultural, and economic contexts of education.

**Performance: The School Administrator:**

1. Creates and implements an individual professional learning plan.
2. Enhances leadership skills through collaboration with colleagues and professional development.
3. Uses feedback, surveys, and evaluations that inform professional development and improve professional practice by consistently monitoring progress.
4. Communicates results of self-reflection after evaluating his/her own practice and consults with evaluator, adjusting accordingly.
5. Uses self-reflection and data that are aligned to school and district vision and/or needs to drive improvement in leadership skills, school culture, and student learning.

*Standard 8: Accountability – The School Administrator establishes high standards for professional, legal, ethical, and fiscal accountability.*

**Knowledge: The School Administrator:**

1. Understands operational policies and procedures.
2. Understands human resources management.
3. Understands sound fiscal operations principles and issues.

**STATE DEPARTMENT OF EDUCATION  
NOVEMBER 30, 2015**

4. Understands facilities maintenance and principles regarding use of space and educational suitability.
5. Understands legal issues impacting personnel, management, and operations.
6. Understands ethical frameworks and perspectives.
7. Understands the Idaho Professional Code of Ethics and the Idaho Administrators Code of Conduct.
8. Understands policies and laws related to school and district.

**Performance: The School Administrator:**

1. Demonstrates the ability to create a site budget that allocates available fiscal, personnel, space, and material resources in an appropriate legal and equitable manner.
2. Demonstrates the ability to develop a budget that appropriately utilizes federal funds and grant allocations.

**Instructional Leadership**

An educational leader promotes the success of all students by facilitating the development, articulation, implementation, and stewardship of a vision of learning that is shared and supported by the school community. He or she provides leadership for major initiatives and change efforts and uses research and/or best practices in improving the education program.

*Standard 9: Innovation – The School Administrator seeks and implements innovative and effective solutions that comply with general and special education law.*

**Knowledge: The School Administrator:**

1. Understands that each student can learn and that varied and data-informed learning goals are an important part of the process.
2. Understands the principles of effective instruction, differentiated instruction, learning theories, motivation strategies, and positive classroom management.
3. Understands student growth and development.
4. Understands adult learning and professional development.
5. Understands the change process for systems, organizations, and individuals.
6. Understands the essential role of technology in education.

**STATE DEPARTMENT OF EDUCATION  
NOVEMBER 30, 2015**

**Performance: The School Administrator:**

1. Provides opportunities for staff to utilize research based strategies to refine curriculum implementation and encourage purposeful innovation.
2. Engages instructional staff in collaborative analysis to plan for continuous academic improvement.
3. Ensures innovation adheres to all local, state, and federal laws and policies and regulations.

*Standard 10: Instructional Vision - The School Administrator ensures that instruction is guided by a shared, research-based instructional vision that articulates what students do to effectively learn the subject.*

**Knowledge: The School Administrator:**

1. Understands that each student can learn and that varied and data-informed learning goals are an important part of the process.
2. Understands how to enhance the school culture and instructional programs through research, best practice, and curriculum design.
3. Understands the effective use of assessment and evaluation.
4. Understands how to develop, implement, and evaluate co-curricular and extracurricular programs that enhance student growth and character development.

**Performance: The School Administrator:**

1. Provides time, space, and opportunities for instruction.
2. Ensures instruction is aligned to adopted curriculum and Idaho content standards including provisions for time and resources.
3. Promotes an instructional vision that includes the process of curriculum alignment in collaboration with a systematic, continuous process to fully align the curriculum horizontally and vertically with the standards.
4. Creates an action plan for instructional improvement designed to increase student achievement.

*Standard 11: High Expectations - The School Administrator sets high expectation for all students academically, behaviorally, and in all aspects of student well-being.*

**Knowledge: The School Administrator:**

1. Understands the difference between, and the appropriate use of formative and summative assessments.

**STATE DEPARTMENT OF EDUCATION  
NOVEMBER 30, 2015**

2. Understands the process for developing common formative benchmark assessments or rubrics.
3. Understands how to use data to guide student instruction and tiered intervention.
4. Understands how to identify at risk students.
5. Understands the laws and regulations associated with special student populations.
6. Understands the importance of collaboration and the critical role principals play in establishing high expectations for student learning.
7. Understands the role that frequent collaboration plays in analyzing student growth data to identify critical content achievement gaps.
8. Understands various intervention strategies to be implemented to close achievement gaps.
9. Understands multiple methods for monitoring and documenting instructional practices including behavioral supports.
10. Understands the importance of implementing a comprehensive approach to learning that integrates researched based practices to address the whole child.
11. Understands essential components in the development and implementation of individual education programs, adhering to state and federal regulations.

**Performance: The School Administrator:**

1. Uses data to guide instruction and develop/implement appropriate interventions and student improvement plans.
2. Has used observation and evaluation methods to supervise instructional personnel.
3. Conducts student response teams that integrate research based practices to address the whole child and also seeks advice of psychologists, nurses, social workers, learning disabilities and gifted and talented specialists, speech and language pathologists, and other experts who can help address student needs.

*Standard 12: Continuous Improvement of Instruction – The School Administrator uses teacher/administrator evaluation and other formative feedback mechanisms to continuously improve teacher/administrator effectiveness. The School Administrator also aligns resources, policies, and procedures toward continuous improvement of instructional practice guided by the instructional vision.*

**Knowledge: The School Administrator:**

1. Understands that the evaluation process is used to improve instructional practice.

2. Understands the use of multiple measures of student performance data to improve classroom instruction.
3. Understands the role of professional learning plans during the evaluation process, using self-reflection, student growth goals and formative and summative conversations at the beginning and ending of the year to improve teacher effectiveness.

**Performance: The School Administrator:**

1. Collaborates with staff and teachers to create individualized professional learning plans and encourages staff to incorporate reflective goal setting practices prior to the school year.
2. Collects formative assessment and student growth data during the course of the school year to inform summative evaluation and instructional goal setting.
3. Uses data to inform school wide professional development.

*Standard 13: Evaluation – The School Administrator demonstrates proficiency in assessing teacher performance based upon the Idaho adopted framework for teaching.*

**Knowledge: The School Administrator:**

1. Understands laws and policies governing staff evaluation.
2. Understands the Idaho adopted framework for teaching.
3. Understands differentiated tools for evaluation of all staff.
4. Understands effective instructional supervision, evaluation, and due process.

**Performance: The School Administrator:**

1. Assesses all staff performance with accuracy and consistency.
2. Creates processes to provide formative and summative evaluation feedback to staff and teachers, informing them of the effectiveness of their classroom instruction and ways to improve their instructional practices using data to inform professional development.

*Standard 14: Recruitment and Retention - The School Administrator recruits and maintains a high quality staff.*

**Knowledge: The School Administrator:**

1. Understands laws regarding highly qualified requirements for teachers.
2. Understands laws and policies governing hiring and retaining personnel.
3. Understands multiple interview strategies and techniques for hiring teachers.
4. Understands the process and research based practices of mentoring.

**STATE DEPARTMENT OF EDUCATION  
NOVEMBER 30, 2015**

**Performance: The School Administrator:**

1. Demonstrates appropriate use of hiring procedures in accordance with accepted practices/policies.
2. Creates a model for an effective school environment where staff is valued, teams are supported, and achievements are consistently celebrated.
3. Creates a comprehensive mentoring or coaching program designed to provide systems where teachers are supported in an individualized mentoring or coaching program.



## Idaho Standards for School Superintendents

In addition to the standards listed here, school superintendents must meet Idaho Foundation Standards for School Administrators as they apply to the superintendency.

*\*This language was written by a committee of content experts and has been adopted verbatim.*

### **School Climate**

An educational leader promotes the success of all students by advocating, nurturing and sustaining a school culture and instructional program conducive to student learning and staff professional development. An educational leader articulates and promotes high expectations for teaching and learning while responding to diverse community interest and needs.

### **Collaborative Leadership**

An educational leader promotes the success of all students by ensuring management of the organization, operations and resources for a safe, efficient and effective learning environment. In collaboration with others, uses appropriate data to establish rigorous, concrete goals in the context of student achievement and instructional programs. He or she uses research and/or best practices in improving the education program.

### **Instructional Leadership**

An educational leader promotes the success of all students by facilitating the development, articulation, implementation, and stewardship of a vision of learning that is shared and supported by the school community. He or she provides leadership for major initiatives and change efforts and uses research and/or best practices in improving the education program.

*Standard 1: Superintendent Leadership - The superintendent is the catalyst and the advocate for an effective school community; demonstrates an enhanced knowledge, thorough understanding, and performance within all six standards listed in the Idaho Foundation Standards for School Administrators; and is prepared to lead a school system with increasing organizational complexity.*

### **Knowledge**

1. The superintendent understands the dynamics of systemic change within school districts.
2. The superintendent understands the importance of questioning, innovation, and innovative thinking in order to create new educational cultures and maximize system efficiency, effectiveness, and accountability.
3. The superintendent knows the breadth of P-12 curriculum and instructional programs.
4. The superintendent knows the importance of planning, maintaining, and budgeting for adequate school facilities, personnel, support services, and effective instructional programs.

**STATE DEPARTMENT OF EDUCATION  
NOVEMBER 30, 2015**

5. The superintendent understands how to facilitate processes and activities to establish and maintain an effective and efficient governance structure for school districts.
6. The superintendent knows the role of local, regional, state, national and international partnerships in the development of educational opportunities and support services for students.
7. The superintendent understands the district's role in and responsibility for employee induction, career development, and enhancement.
8. The superintendent understands the organizational complexity of school districts, drawing from systems and organizational theory.
9. The superintendent understands the dynamics of collective bargaining, mediation, arbitration, and contract management.
10. The superintendent knows the importance of district-wide policy development and effective implementation.
11. The superintendent understands the responsibility and need to promote strategies for continuous reassessment and improved performance for each student, school, and the district as a whole.
12. The superintendent understands the responsibility and need for planning, maintaining, and budgeting for adequate school facilities, personnel, support services, and effective instructional programs.
13. The superintendent understands the importance of developing and fostering a productive relationship with the board.
14. The superintendent understands importance of working effectively in the political environment at district, local, and state levels.

**Performance**

1. The superintendent promotes district-wide innovation and change through the application of a systems approach.
2. The superintendent facilitates processes and engages in activities to promote an effective and efficient governance structure for school districts.
3. The superintendent fosters, creates, and sustains local, regional, state, national, and international partnerships as needed to enhance the opportunities for all learners.
4. The superintendent creates a system by which all employees have opportunities to seek career development and enhancement.

**STATE DEPARTMENT OF EDUCATION  
NOVEMBER 30, 2015**

7. The superintendent advises the board of trustees on legal, ethical, and current educational issues and provides/encourages ongoing professional development.
8. The superintendent works effectively within the organizational complexity of school districts.
9. The superintendent develops and monitors the system for policy development and implementation in all facets of district operations.
10. The superintendent develops and implements effective plans to manage district fiscal, capital, and human resources.

***Standard 2: Communication - The administrator is proactive in communicating the vision and goals of the school or district, the plans for the future, and the successes and challenges to all stakeholders.***

***Standard 3: Advocacy - The administrator advocates for education, the district and school, teachers, parents, and students that engenders school support and involvement. T***

***Standard 4: Shared Leadership - The administrator fosters shared leadership that takes advantage of individual expertise, strengths, and talents, and cultivates professional growth.***

***Standard 5: Priority Management - The administrator organizes time and delegates responsibilities to balance administrative/managerial, educational, and community leadership priorities.***

***Standard 6: Transparency - The administrator seeks input from stakeholders and takes all perspectives into consideration when making decisions.***

***Standard 7: Leadership Renewal - The administrator strives to continuously improve leadership skills through, professional development, self-reflection, and utilization of input from others.***

***Standard 8: Accountability - The administrator establishes high standards for professional, legal, ethical, and fiscal accountability.***

***Standard 9: Innovation - The administrator seeks and implements innovative and effective solutions that comply with general and special education law.***

***Standard 10: Instructional Vision - The administrator ensures that instruction is guided by a shared, research-based instructional vision that articulates what students do to effectively learn the subject.***

***Standard 11: High Expectations - The administrator sets high expectation for all students academically, behaviorally, and in all aspects of student well-being.***

STATE DEPARTMENT OF EDUCATION  
NOVEMBER 30, 2015

*Standard 12: Continuous Improvement of Instruction - The administrator uses teacher/administrator evaluation and other formative feedback mechanisms to continuously improve teacher/administrator effectiveness. The administrator also aligns resources, policies, and procedures toward continuous improvement of instructional practice guided by the instructional vision.*

*Standard 13: Evaluation - The administrator demonstrates proficiency in assessing teacher performance based upon the Idaho adopted framework for teaching.*

*Standard 14: Recruitment and Retention - The administrator recruits and maintains a high quality staff.*

## **Idaho Standards for Special Education Directors**

In addition to the standards listed here, special education directors must meet Idaho Foundation Standards for School Administrators as they apply to special education directors.

*\* This language was written by a committee of content experts and has been adopted verbatim.*

### **School Climate**

An educational leader promotes the success of all students by advocating, nurturing and sustaining a school culture and instructional program conducive to student learning and staff professional development. An educational leader articulates and promotes high expectations for teaching and learning while responding to diverse community interest and needs.

### **Collaborative Leadership**

An educational leader promotes the success of all students by ensuring management of the organization, operations and resources for a safe, efficient and effective learning environment. In collaboration with others, uses appropriate data to establish rigorous, concrete goals in the context of student achievement and instructional programs. He or she uses research and/or best practices in improving the education program.

### **Instructional Leadership**

An educational leader promotes the success of all students by facilitating the development, articulation, implementation, and stewardship of a vision of learning that is shared and supported by the school community. He or she provides leadership for major initiatives and change efforts and uses research and/or best practices in improving the education program.

*Standard 1: School Culture - The administrator establishes a safe, collaborative, and supportive culture ensuring all students are successfully prepared to meet the requirements for tomorrow's careers and life endeavors.*

*Standard 2: Communication - The administrator is proactive in communicating the vision and goals of the school or district, the plans for the future, and the successes and challenges to all stakeholders.*

*Standard 3: Advocacy - The administrator advocates for education, the district and school, teachers, parents, and students that engenders school support and involvement. T*

*Standard 4: Shared Leadership - The administrator fosters shared leadership that takes advantage of individual expertise, strengths, and talents, and cultivates professional growth.*

*Standard 5: Priority Management - The administrator organizes time and delegates responsibilities to balance administrative/managerial, educational, and community leadership priorities.*

**Knowledge**

1. The special education director knows about curriculum, instruction, school activities, and environments to increase program accessibility for students with special needs.
2. The special education director understands the special education processes and procedures required by federal and state laws and regulations and by school district policies.
3. The special education director understands how to manage workflow and access resources to meet the needs of staff, students, and parents.
4. The special education director understands the use of technology in referral processes, IEP Individual Education Plan development, and records management.

**Performance**

1. The special education director advocates for and implements curriculum, instruction, activities, and school environments that are accessible to special populations.
2. The special education director implements the special education processes and procedures required by federal, state and school district policies.
3. The special education director advocates for, seeks, and directs resources to meet staff, student and parent needs.

*Standard 6: Transparency - The administrator seeks input from stakeholders and takes all perspectives into consideration when making decisions.*

*Standard 7: Leadership Renewal - The administrator strives to continuously improve leadership skills through, professional development, self-reflection, and utilization of input from others.*

*Standard 8: Accountability - The administrator establishes high standards for professional, legal, ethical, and fiscal accountability.*

*Standard 9: Innovation - The administrator seeks and implements innovative and effective solutions that comply with general and special education law.*

***Standard 10: Instructional Vision - The administrator ensures that instruction is guided by a shared, research-based instructional vision that articulates what students do to effectively learn the subject.***

**Knowledge**

1. The special education director understands the concept and best practices of least restrictive environment.
2. The special education director understands the importance of post-school outcomes and articulates a full range of services and supports for students with disabilities ages three to twenty-one to maximize their potential.
3. The special education director understands the importance of collaboration to provide general education targeted interventions.

**Performance**

1. The special education director collaborates with community, staff, and students to explain and implement the concepts and goals of best practice in the least restrictive environment.
2. The special education director engages in district planning processes that cultivate a shared vision for meeting the needs of all learners.

***Standard 11: High Expectations - The administrator sets high expectation for all students academically, behaviorally, and in all aspects of student well-being.***

***Standard 12: Continuous Improvement of Instruction - The administrator uses teacher/administrator evaluation and other formative feedback mechanisms to continuously improve teacher/administrator effectiveness. The administrator aligns resources, policies, and procedures toward continuous improvement of instructional practice guided by the instructional vision.***

**Knowledge**

1. The special education director knows instructional and behavioral strategies for meeting the needs of special populations.
2. The special education director knows how to plan, write, implement, and access Individual Education Programs.
3. The special education director understands the role of assistive and adaptive technology and related services in instruction.
4. The special education director understands community-based instruction and experiences for students.
5. The special education director understands how to use data to determine instructional needs and to develop professional training to meet those needs.

**STATE DEPARTMENT OF EDUCATION  
NOVEMBER 30, 2015**

6. The special education director understands statewide assessment policies.

**Performance**

1. The special education director serves as a resource for staff and administration concerning instructional and behavioral strategies for meeting the needs of special populations as well as allocating appropriate resources.
2. The special education director ensures that data is used to provide appropriate individualized educational programs and supports, and develops and implements services in school and community environments.
3. The special education director ensures the fulfillment of federal and state requirements related to the instruction and assessment of special populations.

***Standard 13: Evaluation - The administrator demonstrates proficiency in assessing teacher performance based upon the Idaho adopted framework for teaching.***

***Standard 14: Recruitment and Retention - The administrator recruits and maintains a high quality staff.***



## Idaho Standards for School Counselors

The purpose of the standards for school counselors is to promote, enhance, and maximize the learning process. To that end, the school counselor standards facilitate school counselor performance in three broad domains: Academic Development, Career Development, and Personal/Social Development. The domains follow the 2012 American School Counselor Association (ASCA) model and are embedded within each standard as described below. All school counselor candidates are expected to meet the Idaho Standards for School Counselors as endorsed by their institution.

The following knowledge and performance statements for the School Counselors Standards are widely recognized, though not all-encompassing or absolute, indicators that School Counselors have met the standards. The evidence validating candidates' ability to demonstrate these standards shall be collected from a variety of settings including, but not limited to, courses, practicum, and field experiences. It is the responsibility of preparation programs to use indicators in a manner that is consistent with its conceptual framework and that assures attainment of the standards.

***Standard 1: School Counseling Programs - School counselors should possess the knowledge, abilities, skills and attitudes necessary to plan, organize, implement and evaluate a comprehensive, developmental, results-based school counseling program.***

**Knowledge** - School counselors should articulate and demonstrate an understanding of:

1. The organizational structure and governance of the American educational system, as well as cultural, political and social influences on current educational practices.
2. The organizational structure and components of an effective school counseling program.
3. Barriers to student learning and use of advocacy and data-driven school counseling practices.
4. Leadership principles and theories.
5. Individual counseling, group counseling and classroom instruction.
6. Collaborations with stakeholders such as parents and guardians, teachers, administrators and community leaders.
7. Principles of school counseling, including prevention, intervention, wellness, education, multiculturalism, and advocacy.
8. Assessments relevant to K-12 education.

**STATE DEPARTMENT OF EDUCATION  
NOVEMBER 30, 2015**

**Performance** - An effective school counselor is able to accomplish measurable objectives demonstrating the following:

1. Planning, organizing, implementing and evaluating a school counseling program.
2. Applying the school counseling themes of leadership, advocacy, collaboration and systemic change.
3. Using technology effectively and efficiently to plan, organize, implement and evaluate the comprehensive school counseling program.
4. Multicultural, ethical and professional competencies.
5. Identification and expression of professional and personal qualities and skills of effective leaders.
6. Advocacy for student success.
7. Collaboration with parents, teachers, administrators, community leaders and other stakeholders to promote and support student success.

***Standard 2: Foundations - School counselors should possess the knowledge, abilities, skills and attitudes necessary to establish the foundations of a school counseling program.***

**Knowledge** - School counselors should articulate and demonstrate an understanding of:

1. Beliefs and vision of the school counseling program that align with current school improvement and student success initiatives at the school, district and state level.
2. Educational systems, philosophies and theories, and current trends in education, including federal and state legislation.
3. Learning theories.
4. History and purpose of school counseling, including traditional and transformed roles of school counselors.
5. Human development theories and developmental issues affecting student success.
6. District, state, and national student standards and competencies.
7. Legal and ethical standards and principles of the school counseling profession and educational systems, including state, district and building policies.
8. The three domains of academic achievement, career planning and personal/social development.

**STATE DEPARTMENT OF EDUCATION  
NOVEMBER 30, 2015**

**Performance** - An effective school counselor is able to accomplish measurable objectives demonstrating the following:

1. Development of the beliefs, vision, and mission of the school counseling program that align with current school improvement and student success initiatives at the school, district and state level.
2. The use of student standards, such as district, state, or national standards, to drive the implementation of a comprehensive school counseling program.
3. Application of the ethical standards and principles of the school counseling profession and adhering to the legal aspects of the role of the school counselor and the Code of Ethics for Idaho Professional Educators.
4. Responsible advocacy for school board policy, as well as local, state and federal statutory requirements in students' best interests.
5. Practices within the ethical and statutory limits of confidentiality.

***Standard 3: Management - School counselors should possess the knowledge, abilities, skills and attitudes necessary to manage a school counseling program.***

**Knowledge** - School counselors should articulate and demonstrate an understanding of:

1. Leadership principles, including sources of power and authority, and formal and informal leadership.
2. Organization theory to facilitate advocacy, collaboration and systemic change.
3. Presentation skills for programs such as teacher in-services, parent workshops and presentation of results reports to school boards.
4. Time management, including long- and short-term management, using tools such as schedules and calendars.
5. Data-driven decision making.
6. Current and emerging technologies such as use of the Internet, Web-based resources and information management systems.

**Performance** - An effective school counselor is able to accomplish measurable objectives demonstrating the following:

1. Self-evaluation of his/her own competencies in order to formulate an appropriate professional development plan.
2. The ability to access or collect relevant data to monitor and improve student behavior and achievement.

**STATE DEPARTMENT OF EDUCATION  
NOVEMBER 30, 2015**

3. The capability to create calendars to ensure the effective implementation of the school counseling program.
4. Coordination of activities that establish, maintain and enhance the school counseling program.

***Standard 4: Delivery - School counselors should possess the knowledge, abilities, skills and attitudes necessary to deliver a school counseling program.***

**Knowledge** - School counselors should articulate and demonstrate an understanding of:

1. The distinction between direct and indirect student services.
2. Counseling theories and techniques in different settings, such as individual planning, group counseling and classroom lessons.
3. Classroom management.
4. Principles of career and post-secondary planning.
5. Principles of working with various student populations based on characteristics, such as ethnic and racial background, English language proficiency, special needs (IEP and 504 Plans), religion, gender and income.
6. Responsive services (counseling and crisis response) including grief and bereavement.
7. How diagnoses and/or medication affects the personal, social, and academic functioning of students.

**Performance** - An effective school counselor is able to accomplish measurable objectives demonstrating the following:

1. Creation and presentation of a developmental school counseling curriculum addressing all students' needs based on student data.
2. Classroom management and instructional skills.
3. Encouragement of staff involvement to ensure the effective implementation of the school counseling curriculum.
4. The ability to build effective, high-quality student support programs.
5. Development of strategies to implement individual student planning, which may include strategies for appraisal, advisement, goal-setting, decision-making, social skills, transition or post-secondary planning.
6. The capability to provide responsive services, such as individual/small-group counseling and crisis response.

**STATE DEPARTMENT OF EDUCATION  
NOVEMBER 30, 2015**

7. Participation as member of the crisis team providing assistance to the school and community in a crisis.
8. Development of a list of community agencies and service providers for student referrals and understanding how to make referrals to appropriate professionals when necessary.
9. Partnerships with parents, teachers, administrators and education stakeholders for student achievement and success.
10. The ability to conduct in-service training or workshops for other stakeholders to share school counseling expertise.
11. Understanding and knowledge regarding how to provide supervision for school counseling interns consistent with the principles.
12. Skills to critically examine the connections between social, familial, emotional, and behavioral problems and academic achievement.

## Idaho Standards for School Nurses

The following knowledge and performance statements for the School Nurse Standards are widely recognized, but not all-encompassing or absolute, indicators that school nurse candidates have met the standards. The evidence validating candidates' ability to demonstrate these standards shall be collected from a variety of settings including, but not limited to, courses, practicum, and field experiences. It is the responsibility of a school nurse preparation program to use indicators in a manner that is consistent with its conceptual framework and that assures attainment of the standards.

An important component of the school nursing profession is a candidate's disposition. Professional dispositions are how the School Nurse candidate views their profession, their content area, and/or students and their health and learning. Every School Nurse preparation program at each institution is responsible for establishing and promoting a comprehensive set of guidelines for School Nurse candidate dispositions.

*\* This language was written by a committee of content experts and has been adopted verbatim.*

***Standard 1: Quality Assurance - The school nurse understands how to systematically evaluate the quality and effectiveness of school nursing practice.***

### **Knowledge**

1. The school nurse understands the professional, state, and local policies, procedures, and practice guidelines that impact the effectiveness of school nursing practice within the school setting.
2. The school nurse understands that school nursing practice must fall within the boundaries of scope of practice as defined by the Idaho Board of Nursing.
3. The school nurse understands how to access research and interpret data applicable to the school setting.

### **Performance**

1. The school nurse conducts ongoing evaluations of school nursing practice.
2. The school nurse identifies the policies, procedures, and practice guidelines applicable to school nursing practice.
3. The school nurse uses research and data to monitor quality and effectiveness of school nursing practice.

***Standard 2: Professional Development - The school nurse is a reflective practitioner who improves clinical skills through continual self-evaluation and ongoing education.***

**Knowledge**

1. The school nurse understands how to improve knowledge and competency in school nursing practice.
2. The school nurse knows how to self-assess professional nursing practice.
3. The school nurse knows how to access professional resources that support school nursing practice.
4. The school nurse knows about the professional organizations that support the nursing practice.

**Performance**

1. The school nurse participates in professional development related to current clinical knowledge and professional issues.
2. The school nurse seeks and acts on constructive feedback regarding professional development.
3. The school nurse pursues professional development as related to professional and program goals.

***Standard 3: Communication - The school nurse is skilled in a variety of communication techniques (i.e., verbal and nonverbal).***

**Knowledge**

1. The school nurse understands the importance of effective communication with school staff, families, students, the community, and other service providers.
2. The school nurse understands problem solving and counseling techniques and crisis intervention strategies for individuals and groups.
3. The school nurse knows how to document appropriately.

**Performance**

1. The school nurse communicates effectively and with sensitivity to community values in a variety of settings (e.g., classroom presentations, public forums, individual interactions, written communication, and documentation).

***Standard 4: Collaboration - The school nurse understands how to interact collaboratively with and contribute to the professional development of peers and school personnel.***

**Knowledge**

1. The school nurse understands the principles of collaboration in sharing knowledge and skills with other professionals and staff.

**Performance**

1. The school nurse works collaboratively with nursing colleagues and school personnel to enhance professional practice and to contribute to a supportive, healthy school environment.

***Standard 5: Ethics and Advocacy - The school nurse makes decisions and takes actions on behalf of students and families in an ethical, professional manner.***

**Knowledge**

1. The school nurse understands the code of ethics adopted by the American Nurses Association and the National Association of School Nurses and the Code of Ethics for Idaho Professional Educators.
2. The school nurse knows how to advocate for students and families.

**Performance**

1. The school nurse performs duties in accord with the legal, regulatory, and ethical parameters of health and education.
2. The school nurse acts as an advocate for students and families.
3. The school nurse delivers care in a manner that is sensitive to student diversity.

***Standard 6: Health and Wellness Education - The school nurse assists students, families, the school staff, and the community to achieve optimal levels of wellness through appropriately designed and delivered health education.***

**Knowledge**

1. The school nurse understands developmentally appropriate health education.
2. The school nurse understands the influence of family dynamics on student achievement and wellness.
3. The school nurse understands that health instruction within the classroom is based on learning theory.
4. The school nurse understands child, adolescent, family, and community health issues.
5. The school nurse understands how health issues impact student learning.

**Performance**

1. The school nurse assists individual students in acquiring appropriate skills based on age and developmental levels to advocate for themselves.
2. The school nurse participates in the assessment of health education and health instructional needs of the school community.



**STATE DEPARTMENT OF EDUCATION  
NOVEMBER 30, 2015**

3. The school nurse provides health instruction within the classroom based on learning theory, as appropriate to student developmental levels and school needs.
4. The school nurse provides individual and group health instruction and counseling for and with students, families, and staff.
5. The school nurse acts as a resource person to school staff, students, and families regarding health education and health community resources.
6. The school nurse assists students in changing high-risk behaviors through education and referral.

***Standard 7: Program Management - The school nurse is a manager of school health services.***

**Knowledge**

1. The school nurse understands the principles of school nursing management.
2. The school nurse understands that program delivery is influenced by a variety of factors (e.g., cost, program diversity, staffing, and laws).
3. The school nurse knows how to teach, supervise, evaluate, and delegate to Unlicensed Assistive Personnel.
4. The school nurse knows how to identify and secure appropriate and available services and resources in the community.

**Performance**

1. The school nurse demonstrates the ability to organize, prioritize, and make independent nursing decisions.
2. The school nurse demonstrates the ability to plan and budget resources in a fiscally responsible manner.
3. The school nurse demonstrates leadership skills to utilize human resources efficiently.
4. The school nurse teaches, supervises, evaluates, and delegates to Unlicensed Assistive Personnel.
5. The school nurse uses appropriate technology in managing school health services.

## Idaho Standards for School Psychologists

The following knowledge and performance statements for the School Psychologist Standards are widely *recognized, but not all-encompassing or absolute, indicators that School Psychologist candidates have* met the standards. The evidence validating candidates' ability to demonstrate these standards shall be collected from a variety of settings including, but not limited to, courses, practicum, and field experiences. It is the responsibility of a school psychologist preparation program to use indicators in a manner that is consistent with its conceptual framework and that assures attainment of the standards.

An important component of the School Psychology profession is a candidate's disposition. Professional dispositions are how the School Psychologist candidate views their profession, their content area, and/or students and their health and learning. Every School Psychology preparation program at each institution is responsible for establishing and promoting a comprehensive set of guidelines for School Psychologist candidate dispositions.

***Standard 1: Assessment, Data-Based Decision Making, and Accountability - The school psychologist understands varied models and methods of assessment that yield information useful in understanding problems, identifying strengths and needs, measuring progress as it relates to educational and social emotional, and behavioral outcomes of students with respect for cultural and linguistic diversity.***

### **Knowledge**

1. The school psychologist understands traditional standardized norm-referenced assessment instruments.
2. The school psychologist understands alternative assessment approaches (e.g., curriculum-based, portfolio, ecological).
3. The school psychologist knows understands non-test assessment procedures (e.g., observation, diagnostic interviewing, reviewing records).
4. The school psychologist understands the application of a multi-tiered system of support for educational and social, emotional, and behavioral needs of students.
5. The school psychologist understands correct interpretation and application of assessment data.
6. The school psychologist understands the use of assessment data as it applies to the process of transitions at Pre-K through age 21 development levels.

### **Performance**

1. The school psychologist uses various models and methods of assessment as part of a systematic process to collect data and other information.

**STATE DEPARTMENT OF EDUCATION  
NOVEMBER 30, 2015**

2. The school psychologist translates assessment results into the design, implementation, and accountability of empirically supported instruction, interventions, and educational and mental health services effective for particular situations, contexts, and diverse characteristics.
3. The school psychologist uses assessment and data collection methods to evaluate the effectiveness of interventions and recommendations.
4. The school psychologist interprets and synthesizes assessment information from a variety of sources.

***Standard 2: Consultation and Collaboration - the school psychologist understands effective collaborative and consultation approaches to promote the learning and success of students.***

**Knowledge**

1. The school psychologist understands varied methods of consultation in psychology and education (e.g. behavioral, problem-solving, mental health, organizational, instructional) applicable to individuals, families, groups, and systems.
2. The school psychologist understands methods for effective consultation and collaboration that link home, school, and community settings.
3. The school psychologist understands factors necessary for effective interpersonal communication.
4. The school psychologist understands how to communicate effectively in oral and written form.

**Performance**

1. The school psychologist uses effective consultation and collaboration methods to develop a climate in which consensus can be achieved to promote positive student outcomes.
2. The school psychologist consults and collaborates effectively in the planning, problem solving, and decision-making processes to design, implement, and evaluate educational and mental health services with respect for cultural and linguistic diversity.
3. The school psychologist displays positive interpersonal skills by listening, adapting, addressing ambiguity, and being professional in difficult situations.
4. The school psychologist effectively communicates information in oral and written form for diverse audiences, for example, parents, teachers, other school personnel, policy makers,

community leaders, and/or others.

***Standard 3: Effective Instruction and Development of Cognitive and Academic Skills - The school psychologist understands learning theories, cognitive strategies and their application to the development of effective instruction, while considering biological, cultural, linguistic, and social influences on educational progress.***

**Knowledge**

1. The school psychologist understands human learning, cognition, and developmental processes with respect for cultural and linguistic diversity.
2. The school psychologist understands empirically supported methods in psychology and education to promote cognitive and academic skills, including those related to needs of students with diverse backgrounds and characteristics.
3. The school psychologist understands evidence-based curriculum and instructional strategies that facilitate students' academic achievement.
4. The school psychologist understands how to develop appropriate educational goals for students with different ability levels and cultural/social backgrounds.
5. The school psychologist understands techniques assess learning and instruction for using data in decision making, planning, and progress monitoring.

**Performance**

1. The school psychologist assists in achieving academic outcomes, such as classroom instructional support, literacy strategies, home and school collaboration, instructional consultation, and other evidenced-based practices.
2. The school psychologist uses assessment and data-collection methods to assist in developing appropriate educational goals for students with diverse abilities and backgrounds.
3. The school psychologist assists in promoting the use of evidence-based interventions with fidelity.

***Standard 4: Student Diversity in Development and Learning - The school psychologist understands that an individual's development and learning are influenced by one or more of the following factors: biological, social, cultural, ethnic, experiential, socioeconomic, environmental, gender-related, and/or linguistic.***

**Knowledge**

1. The school psychologist understands individual differences, abilities, and other diverse characteristics.
2. The school psychologist understands principles and research related to diversity factors for students, families, and schools, including factors related to culture, context, individual, and role differences.
3. The school psychologist understands empirically supported strategies to enhance educational services for students and families and effectively address potential influences on learning related to diversity.
4. The school psychologist understands the diversity of the continuum of educational development for students ages three through 21, including all educational service transitions.

**Performance**

1. The school psychologist provides educational services that promote effective functioning for individuals, families, and schools with diverse characteristics, cultures, and backgrounds across multiple contexts.
2. The school psychologist collaborates to address individual differences, strengths, backgrounds, and needs in providing services to improve educational and mental health outcomes for students.
3. The school psychologist provides culturally competent and effective practices in all areas of school psychology service delivery.

***Standard 5: Legal, Ethical, and Professional Practice –The school psychologist understands the history and foundations of the profession, various service models and methods, and applies legal and ethical practices to advocate for the educational rights and welfare of students and families.***

**Knowledge**

1. The school psychologist understands the history and foundations of school psychology.
2. The school psychologist understands multiple service models and methods.
3. The school psychologist understands ethical, legal, and professional standards and other factors related to professional identity, including personal biases and effective practice.
4. The school psychologist understands current federal and state statutes and regulations pertaining to educational services.
5. The school psychologist understands self-evaluation methods to determine areas for continuing professional development.

**Performance**

1. The school psychologist provides services consistent with ethical, legal, and professional standards.
2. The school psychologist engages in ethical and professional decision-making.
3. The school psychologist collaborates with and consults other professionals regarding legal and ethical educational practices.
4. The school psychologist applies professional work characteristics for effective practice, including respect for human diversity and social justice, communication skills, interpersonal skills, responsibility, adaptability, initiative, and dependability.
5. The school psychologist demonstrates legal and ethical practices in communication and the use of technology.
6. The school psychologist utilizes supervision and mentoring in the development of legal and ethical professional practice.

***Standard 6: School-Wide Practices to Promote Learning - The school psychologist understands the unique organization and culture of schools and related systems.***

**Knowledge**

1. The school psychologist understands school and multi-tiered systems' structure, organization, and theory.
2. The school psychologist understands general and special education.
3. The school psychologist understands empirically supported school practices that promote academic outcomes, learning, social development, and mental health.

**Performance**

1. The school psychologist, in collaboration with others, demonstrates skills to develop and implement practices and strategies to create and maintain effective and supportive learning environments for students and others.
2. The school psychologist utilizes data-based decision making and evaluation methods, problem-solving strategies, consultation, and other services for systems-level issues, initiatives, and accountability responsibilities.

***Standard 7: Interventions and Mental Health Services to Develop Social and Life Skills - The school psychologist understands human development and psychopathology, including biological, cultural, and social influences.***

**Knowledge**

1. The school psychologist understands biological, cultural, developmental, and social influences on learning, behavior, mental health, and life skills.
2. The school psychologist understands techniques to assess socialization, mental health, and life skills and methods for using data in decision making, planning, and progress monitoring
3. The school psychologist understands evidence-based supported strategies to promote social-emotional functioning and mental health.

**Performance**

1. The school psychologist uses assessment and data collection methods to collaboratively develop appropriate goals for students with diverse abilities, backgrounds, strengths, and needs.
2. The school psychologist integrates behavioral supports and mental health services with academic and behavioral goals to promote positive outcomes for students.
3. The school psychologist uses empirically supported strategies to collaboratively develop and implement services at the individual, group, and/or systems levels and to enhance classroom, school, home, and community factors related to student's mental health, socialization, and learning.

*Standard 8: Preventive and Responsive Services – The school psychologist understands preventive and responsive services in educational settings to promote a safe school environment.*

**Knowledge**

1. The school psychologist understands principles and research related to resilience and risk factors in learning and mental health.
2. The school psychologist understands services in schools and communities to support multi-tiered prevention, and empirically supported strategies for effective crisis response.

**Performance**

1. The school psychologist, in collaboration with others, demonstrates skills to promote services that enhance learning, mental health, safety, physical well-being, and resilience through protective and adaptive factors.
2. The school psychologist, in collaboration with others, demonstrates skills to implement and/or evaluate effective crisis preparation, response, and recovery.
3. The school psychologist uses assessment and data collection methods to collaboratively develop appropriate goals for and to evaluate outcomes of prevention and response activities and crisis services.

***Standard9: Home/School/Community Collaboration - The school psychologist understands how to work effectively with students, families, educators, and others in the community to promote and provide comprehensive educational services.***

**Knowledge**

1. The school psychologist understands the characteristics of families, family strengths and needs, family culture, and family–school interactions that impact student development.
2. The school psychologist understands the psychological and educational principles and research related to family systems and their influences on students’ academic, motivational, behavioral, mental health, and social characteristics.
3. The school psychologist understands empirically supported strategies to support family influences on student learning, socialization, and mental health.
4. The school psychologist understands methods to develop collaboration between families, schools, and community agencies.

**Performance**

1. The school psychologist demonstrates skills, in collaboration with others, to design, implement, and evaluate services that facilitate family and school partnerships and interactions with community agencies for enhancement of academic and social-behavioral outcomes for students.
2. The school psychologist uses empirically supported strategies to promote effective collaboration and partnerships among parents, schools, and community agencies regarding student learning, socialization, and mental health.

***Standard 10: Research and Program Evaluation - The school psychologist understands research, statistics, and evaluation methods.***

**Knowledge**

1. The school psychologist understands research design, statistics, measurement, varied data-collection and analysis techniques.
2. The school psychologist understands statistical and other data analysis techniques sufficient for interpretation of research and data in applied settings.
3. The school psychologist understands program evaluation methods at the individual, group, and systems levels.



**Performance**

1. The school psychologist demonstrates skills to evaluate and apply research as a foundation for service delivery.
2. The school psychologist provides assistance in educational settings for analyzing, interpreting, and using empirical foundations for effective practices at the individual, group, and/or systems levels.
3. The school psychologist demonstrates skills in using various techniques and technology resources, in collaboration with others, for data collection, measurement, analysis, and program evaluation to support effective practices at the individual, group, and/or systems levels.

## Idaho Standards for School Social Workers

The following knowledge and performance statements for the School Social Worker Standards are widely recognized, but not all-encompassing or absolute, indicators that School Social Worker candidates have met the standards. These standards were adapted from the 2008 Council on Social Work Education (CSWE) Educational Policy and Accreditation Standards, the National Association of Social Workers (NASW) School Social Work Standards, and the School Social Work Association of America's National School Social Work Model: Improving Academic and Behavioral Outcomes. It is the responsibility of a School Social Work preparation program to use indicators in a manner that is consistent with its conceptual framework and that assures attainment of the standards.

An important component of the School Social Work profession is a candidate's disposition. Professional dispositions are how School Social Work candidates view their profession, their content area, and/or students and their health and learning. Every School Social Work preparation program at each institution is responsible for establishing and promoting a comprehensive set of guidelines for School Social Worker candidate dispositions.

*Standard 1: Foundations of the professional school social worker - The competent school social worker is an advanced practitioner trained in mental health with a masters degree in social work, who provides services related to a person's social emotional and life adjustment to school and/or society. School social workers are the link between the home, school and community in providing direct as well as indirect services that promote and support students' academic and social success.*

**Knowledge** - The competent school social worker:

1. Understands that school social work is an area of concentration built on the knowledge and competencies of graduate level social work education.
2. Understands how to improve academic and behavioral outcomes of students.
3. Possesses skills and knowledge to ensure the delivery of scientifically supported services.
4. Knows how to promote a positive school climate and culture.
5. Knows how to maximize school-based and community resources.
6. Understands how to synthesize and apply a broad range of interdisciplinary and multidisciplinary knowledge and skills.

**STATE DEPARTMENT OF EDUCATION  
NOVEMBER 30, 2015**

**Performance** - The competent school social worker:

1. Uses knowledge to improve academic and behavioral outcomes of students.
2. Utilizes skills and knowledge to ensure the delivery of scientifically supported services.
3. Promotes a positive school climate and culture.
4. Maximizes school-based and community resources.
5. Synthesizes and applies a broad range of interdisciplinary and multidisciplinary knowledge and skills.

***Standard 2: Engagement, Assessment, Intervention, and Evaluation - The competent school social worker engages, assesses, intervenes, and evaluates with individuals, families, groups, organizations and communities for the enhancement of student learning and the educational system.***

**Knowledge** - The competent school social worker:

1. Understands environmental factors when planning interventions to create an effective bridge between students' experiences and goals.
2. Understands how to conduct social work assessment of adaptive behavior, learning styles, self-esteem, social skills, attitudes, high-risk behavior (i.e. truancy, suicide, homicide, drug and alcohol, etc.), interests, and emotional/mental health.
3. Understands how to help students work cooperatively and productively.
4. Understands how to interpret and utilize research to evaluate and guide professional interventions and program development.
5. Understands dispute resolution strategies.
6. Is familiar with the diagnostic tools used by other professionals in the school.
7. Understands the use of assessment as a means to evaluate the student's social- emotional/mental functioning, including:
  - a. The child's physical, cognitive, and social-emotional development.
  - b. Family history and factors that influence the child's overall functioning.
  - c. The child's behavior and attitude in different settings.
  - d. Patterns of interpersonal relationships in all spheres of the child's environment.
  - e. Patterns of achievement and adjustment at critical points in the child's growth and development.

**STATE DEPARTMENT OF EDUCATION  
NOVEMBER 30, 2015**

- f. Adaptive behavior and cultural factors that may influence learning; understands the relationship between assessment, eligibility, and placement decisions, including the development of Accommodation, Behavior, Response to Intervention (RTI) and Individualized Education Plans (IEP).

**Performance - The competent school social worker:**

1. Substantively and effectively builds relationships with individuals, families, groups, organizations, and communities.
2. Uses empathy and other interpersonal skills.
3. Develops a mutually agreed-on intervention goals and objectives.
4. Collects, organizes, and interprets student data.
5. Assesses student and family strengths and limitations with the goal of improving student social, emotional, behavioral, and academic outcomes.
6. Selects and utilizes appropriate intervention strategies.
7. Initiates actions to achieve student learning outcomes.
8. Implements prevention interventions that enhance student and family capacities.
9. Helps students and families resolve problems.
10. Negotiates, mediates, and advocates for students, families and the school system.
11. Plans for and facilitates transitions and termination of services.
12. Critically analyzes, monitors, and evaluates interventions.
13. Uses diverse interview techniques and written communication with all persons within the student's environment.
14. Mobilizes the resources of the school and community to meet the needs of students and their families.
15. Assists in establishing expectations for student learning consistent with students' strengths and educational goals.

***Standard 3: Knowledge of human behavior and the social environment - The competent school social worker is knowledgeable about human behavior across the life course; the range of social systems in which people live; and the ways social systems promote or deter people in maintaining or achieving health and well-being. School social workers apply pertinent***

*theories and knowledge to understand biological, social, cultural, psychological, and spiritual development.*

**Knowledge** - The competent school social worker:

1. Understands theories of normal and exceptional development in early childhood, middle childhood, adolescence, and early adulthood and their application to all students.
2. Understands the effects of mental illness on students' ability to participate in learning.
3. Understands the person-in-environment context of social work.
4. Understands the effects of biological, spiritual, legal, social, and cultural factors on human development and social functioning.
5. Understands characteristics and implications for education of children with academic, and/or social/emotional challenges.
6. Understands strength-based assessments and practices that support growth and development.
7. Understands the social-developmental history with its focus on the student's functioning within the educational environment.
8. Understands principles of and strategies for effective behavior, emotional and social management within the school environment.
9. Understands how people's attitudes within the educational environment influence behavior of individuals.
10. Understands the importance of parents'/guardians' participation in fostering students' positive development.
11. Understands the goals and objectives of educational organizations.
12. Understands how service learning and volunteerism promote the development of personal and social responsibility.

**Performance - The competent school social worker:**

1. Utilizes the human behavior in the social environment framework to guide processes of assessment, intervention, and evaluation with individuals, groups, families, and school system.
2. Critiques and applies knowledge to understand students in their educational, family and community environments.

**STATE DEPARTMENT OF EDUCATION  
NOVEMBER 30, 2015**

3. Gathers and interprets appropriate information to document and assess environmental, emotional, cultural, socioeconomic, educational, biological, psychosocial, and legal factors that affect children's learning.
4. Develops and implements empirically-based prevention and intervention plans that enable the child to “respond to intervention” (RTI).
5. Provides individual, group, and/or family counseling and other services to enhance success in the educational process.
6. Provides crisis intervention counseling and other services to the school community.
7. Provides consultation to teachers, administrators, parents, and community agencies.
8. Conducts social work assessments and participates in eligibility conferences for special education and other programmatic options, students’ educational planning conferences, and conferences with parents.
9. Implements appropriate areas of student IEP, accommodation, and behavior plans.
10. Initiates referrals and linkages to community agencies and maintains follow-up services on behalf of identified students.

***Standard 4: Policy practice - The competent school social worker advances social and economic well-being and delivers effective social work services in the educational setting. School social workers, as systems’ change agents, shall identify areas of need that are not being addressed by the local education agency and community and shall work to create services that address these needs. School social workers shall be informed about court decisions, legislation, rules and regulations, and policies and procedures that affect school social work practice, to effectively advocate for students.***

**Knowledge** - The competent school social worker:

1. Understands the interdisciplinary approach to service delivery within the educational environment.
2. Understands parent/guardian and student rights (both legal and educational) regarding assessment and evaluation.
3. Understands the collaborative process with parents, school personnel, community-based organizations, and agencies to enhance the student’s educational functioning.
4. Understands the school’s role within the context of the larger community.
5. Understands the importance of audience and purpose when selecting ways to communicate ideas.

**STATE DEPARTMENT OF EDUCATION  
NOVEMBER 30, 2015**

6. Understands how to work with administrators and other school personnel to make changes within the school.
7. Understands the organization and operation of safe school systems.
8. Understands school policies and procedures as they relate to student learning, safety and well-being.

**Performance** - The competent school social worker:

1. Analyzes, formulates, and advocates for policies that advance social well-being for students, families, and school system.
2. Collaborates with colleagues and clients for effective policy action.
3. Educates students and parents about school, State, and Federal policies and statutes and accompanying rights and responsibilities.
4. Identifies and addresses gaps in services for students and families.
5. Engages in advocacy that seeks to ensure that all students have equal access to education and services to enhance their academic progress.

***Standard 5: Environmental contexts that shape practice - Competent school social workers are informed, resourceful, and proactive in responding to evolving organizational, community, and societal contexts at all levels of practice. They recognize that the educational settings are dynamic, and use knowledge and skills to respond proactively.***

**Knowledge - The competent school social worker:**

1. Understands systems theories as they relate to classrooms, schools, families, and community.
2. Understands the application of social learning theories to identify and develop broad-based prevention and intervention programs.
3. Understands learning theory and normal and exceptional development as it applies to the content and curriculum of educational planning and intervention.
4. Understands how to develop long- and short-term empirically-based intervention plans consistent with curriculum and students' diversity and strengths, life experiences, and social/emotional factors.
5. Understands how to integrate and use technology for assessments, interventions, and information management.

**STATE DEPARTMENT OF EDUCATION  
NOVEMBER 30, 2015**

6. Understands that as members of interdisciplinary teams and coalitions, school social workers shall work collaboratively to mobilize the resources of local education agencies and communities to meet the needs of students and families.
7. Understands how to facilitate a collaborative relationship between general and special education systems to promote a unified system of education.

**Performance - The competent school social worker:**

1. Continuously discovers, appraises, and attends to changing locales, populations, scientific and technological developments, and emerging societal trends to provide relevant service.
2. Provides leadership in promoting sustainable changes in service delivery and practice to improve the quality of social services.
3. Facilitates collaborative relationships between general and special education systems to promote a unified system of education.
4. Develops long- and short-term empirically-based intervention plans consistent with curriculum and students' diversity and strengths, life experiences, and social/emotional factors.
5. Integrates and uses technology for assessments, interventions, and information management.

*Standard 6: Empirically based practice - The competent school social worker engages in research-informed practice and practice-informed research. School social workers use practice experience to inform research, employ evidence-based interventions, evaluate their own practice, and use research findings to improve practice, policy, and social service delivery in the educational setting.*

**Knowledge - The competent school social worker:**

1. Understands empirically-based methods of individual, group, family, and crisis counseling.
2. Understands empirically-based methods of social work service delivery.
3. Understands the process of needs assessment, referral, and resource development.
4. Understands quantitative and qualitative research.
5. Understands scientific and ethical approaches to building knowledge.
6. Understands the use of empirically based assessment and evaluation results to develop student interventions.

**Performance - The competent school social worker:**

1. Uses practice in the educational setting to inform future research activities.



**STATE DEPARTMENT OF EDUCATION  
NOVEMBER 30, 2015**

2. Uses research evidence to inform practice in assessment, prevention, intervention and evaluation with individuals, groups, families, and the school system.
3. Uses evidence based knowledge in the development and implementation of accommodation, behavioral, RTI, and IEP plans.
4. Collects, interprets and uses data in interdisciplinary collaboration to develop and foster academic achievement.
5. Involves students in self-assessment activities to help them become aware of their strengths and needs to establish and attain their goals.

***Standard 7: Advocacy - The competent school social worker advances student, family and human rights for social and economic justice within educational settings. Each person, regardless of position in society, has basic human rights, such as freedom, safety, privacy, an adequate standard of living, health care, and education.***

**Knowledge** - The competent school social worker:

1. Understands methods of advocacy on behalf of individuals, families, and school systems.
2. Understands the role of advocacy and facilitation at all levels of the system that affect students and their families.
3. Understands the need to improve access to services and resources.
4. Understands the forms and mechanisms of oppression and discrimination and how these factors impact student learning.
5. Recognizes the global interconnections of oppression and are knowledgeable about theories of justice and strategies to promote human and civil rights within the academic setting.

**Performance** - The competent school social worker:

1. Advocates for student, family and human rights and social and economic justice.
2. Engages in practices that advance social and economic justice.
3. Works to empower children, their families, educators, and others to gain access to and effectively use school and community resources.
4. Identifies areas of need and accesses or advocates for the creation of resources at the state and community level.
5. Advocates for students with other members of the educational community to enhance students' functioning in the learning environment.

**STATE DEPARTMENT OF EDUCATION  
NOVEMBER 30, 2015**

6. Incorporates social justice practices in organizations, institutions, and society to ensure that these basic human rights are distributed equitably and without prejudice.

***Standard 8: Diversity and cultural competence - The competent school social worker understands how diversity characterizes and shapes the human experience and is critical to the formation of identity. The dimensions of diversity are understood as the intersectionality of multiple factors including age, class, color, culture, disability, ethnicity, gender, gender identity and expression, immigration status, political ideology, race, religion, sex, and sexual orientation.***

**Knowledge** - The competent school social worker:

1. Understands the variations in beliefs, traditions, and values across cultures and their effect on interactions among group members.
2. Understands the broad range of backgrounds and experiences that shape students' approaches to learning.
3. Understands how students' success is influenced by prior learning and the diversity factors listed above.
4. Understands and identifies differences in approaches to learning and performance, including different learning styles, performance modes, and variations of perception.
5. Understands the issues of second language acquisition and the immigrant experience.
6. Understands ways in which similar behaviors may have different meanings to people in different cultures.
7. Understands that, as a consequence of difference and diversity, a person's life experiences may include oppression, poverty, marginalization, and alienation as well as privilege, power, and acclaim.

**Performance** - The competent school social worker:

1. Considers the extent to which a culture's structures and values may oppress, marginalize, alienate, create or enhance privilege and power.
2. Gains sufficient self-awareness to eliminate the influence of personal biases and values in working with diverse groups.
3. Communicates their understanding of the importance of difference in shaping life, learning and educational experiences.
4. Actively learns from and engages those with whom they work.
5. Considers how these factors impact student learning, academic success and achievement.

**Standard 9: Critical Thinking - The competent school social worker is knowledgeable about the principles of logic, scientific inquiry, and professional judgment and their implications to student learning.**

**Knowledge** - The competent school social worker:

1. Understands how to analyze the usefulness of knowledge in specific situations.
2. Understands how synthesis and communication of relevant information is pertinent to the educational setting.
3. Understands how to integrate content knowledge for service delivery.
4. Understands theories and methods of communication.

**Performance** - The competent school social worker:

1. Distinguishes, appraises, and integrates multiple sources of knowledge, including research-based knowledge, and practice wisdom.
2. Uses critical thinking and professional judgment augmented by creativity and curiosity in decision making.
3. Analyzes models of assessment, prevention, intervention, and evaluation.
4. Synthesizes and communicates relevant information as it pertains to the learning environment.
5. Uses supervision and consultation to determine best practice service delivery.
6. Utilizes theories and appropriate methods of communication when engaging a variety of audiences.

**Standard 10: Ethical Practice - The competent school social worker conducts themselves ethically by applying ethical principles to guide professional practice and decision making within the educational setting.**

**Knowledge** - The competent school social worker:

1. Understands federal and state laws and regulations as they pertain to ethical school social work practice.
2. Understands the NASW *Code of Ethics* and, as applicable, of the International Federation of Social Workers/International Association of Schools of Social Work *Ethics in Social Work, Statement of Principles*.
3. Understands the legal and ethical principles of confidentiality as they relate to the practice of school social work, (i.e. HIPPA, FERPA).

**STATE DEPARTMENT OF EDUCATION  
NOVEMBER 30, 2015**

4. Understands the value base of the profession, its ethical standards, and relevant law.

**Performance** - The competent school social worker:

1. Maintains current knowledge of and abides by federal and State laws and regulations, with emphasis on confidentiality, and students' and families' rights.
2. Models and promotes ethical practices for confidential communication.
3. Manages personal values in a way that allows professional values to guide practice.
4. Makes ethical decisions by applying standards of the *NASW Code of Ethics* and, as applicable, of the International Federation of Social Workers/International Association of Schools of Social Work *Ethics in Social Work, Statement of Principles*.
5. Tolerates ambiguity in resolving ethical conflicts.
6. Applies strategies of ethical reasoning to arrive at principled decisions.
7. Collaborates with other educational professionals in an interdisciplinary and ethical manner.

***Standard 11: Identifies as a professional school social worker and conducts oneself accordingly - School social workers serve as representatives of the profession, its mission, and its core values. They know the profession's history. Social workers commit themselves to the profession's enhancement and to their own professional conduct and growth.***

**Knowledge** - The competent school social worker:

1. Understands methods of practice, including counseling, crisis intervention, case work, and individual, group, and family therapies.
2. Understands and develops skills in advocacy, case management, classroom groups, community organization, consultation and in-service training.
3. Understands the role of mandated reporters and the function of the State's child welfare agency and law enforcement interaction.
4. Understands the importance of active participation and leadership in professional education and social work organizations.
5. Understands how to use supervision, consultation, collaboration, and continuing education to identify areas for ongoing professional development.
6. Understands the importance of taking responsibility for self-evaluation as a competent and ethical practitioner.
7. Understands the significance of social work history.

**STATE DEPARTMENT OF EDUCATION  
NOVEMBER 30, 2015**

**Performance** - The competent school social worker:

1. Advocates for student and family access to social work services in the educational setting.
2. Practices personal reflection and self-correction to assure continual professional development.
3. Attends to professional roles and boundaries within the context of the educational setting.
4. Demonstrates professional demeanor in behavior, appearance, and communication.
5. Engages in career-long learning.
6. Uses supervision and consultation.
7. Uses continuing education, professional development activities, research, professional literature, observations and experiences to enhance professional growth and to guide evaluation of professional practice.
8. Participates in professional activities and organizations that promote and enhance school social work practice.

THIS PAGE INTENTIONALLY LEFT BLANK

**STATE DEPARTMENT OF EDUCATION  
NOVEMBER 30, 2015**

---

**SUBJECT**

Pending Rule – Docket No. 08-0203-1503, Rules Governing Thoroughness, addition of Data Collection Elements for Advanced Opportunities

**REFERENCE**

April 16, 2015	Board approved Proposed Rule – IDAPA 08.02.03.115, addition of Data Collection Elements for Advanced Opportunities
February 2015	Board approved rejection of Docket No. 08-0203-1406
November 2014	Board approved pending rule Docket No. 08-0203-1406 adding data elements related to state supported advanced opportunity programs.

**APPLICABLE STATUTE, RULE, OR POLICY**

Sections 33-133 and 33-1626, Idaho Code  
IDAPA 08.02.03.115, Rules Governing Thoroughness, Data Collection

**BACKGROUND/DISCUSSION**

The Dual Credit for Early Completers and Fast Forward programs provide financial support for students in Idaho public schools to earn dual credit and take college credit-bearing and professional/technical examinations. School districts and public charter schools must provide information regarding the costs of dual credit courses and college credit bearing and professional/technical examinations to the State Department of Education in order to disburse timely, accurate reimbursements to the school districts. The State Department of Education approved data collection elements do not include information needed to reimburse school districts and public charter schools for college credit-bearing or professional-technical examinations, the additional data elements are being added to assist in the processing of reimbursement requests to the school districts for these programs.

No comments were received and no changes were made between the proposed and the pending rule.

**ATTACHMENTS**

Attachment 1 – Proposed Rule Amendment IDAPA 08.02.03.115 Page 3

**STAFF COMMENTS AND RECOMMENDATIONS**

Section 33-133, Idaho Code provides the following criteria for student data elements proposed for inclusion in the student data system: (1) any new student data collection proposed by the Idaho State Board of Education becomes a provisional requirement to allow districts and their local data system vendors the opportunity to meet the new requirement; and (2) the Idaho State Board of Education must submit any new provisional student data collection to the governor and the legislature for their approval within one (1) year in order to

**STATE DEPARTMENT OF EDUCATION  
NOVEMBER 30, 2015**

---

make the new student data a permanent requirement through the administrative rule process.

Section 33-133, Idaho code only requires new “student data” be approved by the Governor and the legislature which is defined as, data collected and/or reported at the individual student level. Data specific to the course, and not tied to an individual student, is not required to be included in the Administrative Rule.

**BOARD ACTION**

I move to approve Pending Rule – Docket No. 08-0203-1503, Rules Governing Thoroughness, adding Data Collection Elements for Advanced Opportunities, as submitted.

Moved by \_\_\_\_\_ Seconded by \_\_\_\_\_ Carried Yes \_\_\_\_\_ No \_\_\_\_\_



STATE DEPARTMENT OF EDUCATION  
NOVEMBER 30, 2015

---

IDAPA 08  
TITLE 02  
CHAPTER 03

08.02.03 - RULES GOVERNING THOROUGHNESS

115. DATA COLLECTION.

The state department of education ~~will~~shall collect the required information from participating school files for state and federal reporting and decision-making. ~~The enrollment collection will contain information about the enrollment of the student attributes such as unique student identifier, active special education, limited English proficient (LEP), migrant, grade level, gender, race, and free/reduced lunch status.~~ The data collection ~~will be done in mid-October, early February, and may (end of the testing window).~~ shall be submitted monthly for any period of time in which students are receiving educational instruction or services provided by a school district or charter school. Each participating school is required to verify and assure the accuracy of the data submitted in the files. (5-8-09)()

01. Advanced Opportunities. The State Department of Education shall collect the required information from participating local education agencies and schools for state reporting, financial disbursements and decision-making pursuant to section 33-1626, Idaho Code. The collection shall be submitted as necessary for the administration of the programs referenced above. The following data will be collected at the student level for students participating in programs pursuant to section 33-1626, Idaho Code; ()

- a. Provider School Name to indicate the name of the institution providing instruction for a non-regular course, i.e. virtual or distance education or for a dual credit course. ()
- b. Examination Type to collect the type of college credit-bearing or professional technical examination. ()
- c. Examination Result to collect the students' result on eligible examinations. ()
- d. Examination Cost for eligible examinations. ()
- e. Fast Forward Flag to indicate eligible courses and examinations taken under the Fast Forward program. ()

THIS PAGE INTENTIONALLY LEFT BLANK

**STATE DEPARTMENT OF EDUCATION  
NOVEMBER 30, 2015**

---

**SUBJECT**

Pending Rule – Docket No. 08-0203-1506, Rules Governing Thoroughness ISAT/Science End of Course Achievement Standards and Incorporated by Reference Special Education Manual.

**REFERENCE**

December 18, 2014	Board approved the Idaho Achievement Standards for grades 3-8, and 11.
February 19, 2015	Board approved the Idaho Achievement Standards, including the Proficiency Line Descriptors and ISAT achievement levels at each performance level for grades 9 and 10; and approved a temporary rule incorporating by reference into IDAPA 08.02.03.004 the ISAT Achievement Standards approved on December 18, 2014
June 18, 2015	Board approved Proposed Rule amendment to IDAPA 08.02.03.004 incorporating the Idaho Achievement Standards, including Proficiency Line Descriptors and the Idaho Standards Achievement Tests achievement levels for grades 3-11 in mathematics and English language arts.
August 13, 2015	Board approved achievement standards for the biology and chemistry end of course assessments and amended Proposed Rule - 08.02.03.004 to include into the ISAT achievement level descriptors that are incorporated by reference in IDAPA 08.02.03.004.

**APPLICABLE STATUTE, RULE, OR POLICY**

Section 33-105, Idaho Code and Section 33-1612, Idaho Code  
IDAPA 08.02.03.111 – Rules Governing Thoroughness – Comprehensive Assessment System

**BACKGROUND/DISCUSSION**

The Idaho State Board of Education has been administering the Idaho Standards Achievement Tests (ISAT) since spring of 2003. On December 18, 2014, the Board voted to approve the Score Bands, the Achievement Level Descriptors (ALDs) in English Language Arts (ELA) and math for Grades 3-8 and 11, and the Achievement Level Setting Documentation

At that time, achievement levels for math and ELA at grades 9 and 10 were not available. Grades 9 and 10 were not included within the scope of work of Smarter Balanced. Therefore, the State Department of Education (SDE) requested our assessment vendor, American Institutes for Research (AIR), to run simulations using field test data to create cut scores which would align on the same vertical scale as the previously approved 3 through 8 and 11 cut scores. This would allow

**STATE DEPARTMENT OF EDUCATION  
NOVEMBER 30, 2015**

---

the vertical scale and proportion of students within each of the four reporting categories to follow the same continuum. This continuous scale from 3-11 will allow student progress to be evaluated over time with consistency.

In addition to the mathematics and English language arts portions of the ISAT, students have also been given the science assessment in three grades. Effective in the spring of 2015, pursuant to IDAPA 08.02.03.111.06, "Students are required to take an End of Course Assessment in science provided by the state and administered by the district". Cut scores for these end of course science assessments were adopted by the Board in August 2015 and are included the Idaho Assessment Achievement Level Descriptors.

Comments were received but none were pertinent to the Proposed Rule and many were in question form. No changes have been made between the Proposed and the Pending Rule.

**ATTACHMENTS**

Attachment 1 – Pending Rule - Docket 08-0203-1506	Page 4
Attachment 2 – Achievement Level Descriptors	Page 7
Attachment 3 – Special Education Manual, Inc. by Reference	Page 89

**STAFF COMMENTS AND RECOMMENDATIONS**

The ISATs, as defined in administrative rule, are the statewide tests used for measuring a student's proficiency in the state content standards. These assessments have included a science assessment in grades 5, 7 and 10. Unlike the progression of science standards that are taught at the elementary school levels, the high school level science courses are taught based on content areas such as biology and chemistry and may be taken at any time during high school depending on the school district resources and the students' academic schedule. The way the science assessment was previously administered could have resulted in students being tested on standards they may not have had the opportunity to be taught yet. To address this, SDE has developed an end of course assessment in chemistry and biology at the high school level. Starting with the fall 2015 school year, students will be required to take end of course assessments in chemistry and/or biology depending on the applicable science courses they complete in high school. This requirement is not tied to a student graduation requirement, student proficiency level will be used as part of Idaho's accountability system and will meet the Federal requirements for students to be assessed in science at least three times during their academic careers, one of those being at the high school level.

In addition to the achievement levels (commonly called cut scores), this section of Administrative Code also includes other documents incorporated by reference. While disparate subjects, Administrative Rules are promulgated at the section level; as such this rule includes both the assessment achievement levels and the state special education manual.

**STATE DEPARTMENT OF EDUCATION  
NOVEMBER 30, 2015**

---

**BOARD ACTION**

I move to approve Pending Rule – Docket No. 08.0203.1506, as submitted.

Moved by \_\_\_\_\_ Seconded by \_\_\_\_\_ Carried Yes \_\_\_\_\_ No \_\_\_\_\_

**STATE DEPARTMENT OF EDUCATION  
NOVEMBER 30, 2015**

---

**IDAPA 08  
TITLE 02  
CHAPTER 03**

**08.02.03 - RULES GOVERNING THOROUGHNESS**

**004. INCORPORATION BY REFERENCE.**

The following documents are incorporated into this rule: (3-30-07)

**01. The Idaho Content Standards.** The Idaho Content Standards as adopted by the State Board of Education. Individual subject content standards are adopted in various years in relation to the curricular materials adoption schedule. Copies of the document can be found on the State Board of Education website at [www.boardofed.idaho.gov](http://www.boardofed.idaho.gov). (3-29-10)

- a. Driver Education, as revised and adopted on August 21, 2008. (3-29-10)
- b. Health, as revised and adopted on April 17, 2009. (3-29-10)
- c. Humanities Categories: (3-29-10)
  - i. Art, as revised and adopted on April 17, 2009; (3-29-10)
  - ii. Dance, as revised and adopted on April 17, 2009; (3-29-10)
  - iii. Drama, as revised and adopted on April 17, 2009; (3-29-10)
  - iv. Interdisciplinary, as revised and adopted on April 17, 2009; (3-29-10)
  - v. Music, as revised and adopted on April 17, 2009; (3-29-10)
  - vi. World languages, as revised and adopted on April 17, 2009. (3-29-10)
- d. English Language Arts, as revised and adopted on August 11, 2010. (4-7-11)
- e. Limited English Proficiency, as revised and adopted on August 21, 2008. (3-29-10)
- f. Mathematics, as revised and adopted on August 11, 2010. (4-7-11)
- g. Physical Education, as revised and adopted on April 17, 2009. (3-29-10)
- h. Science, as revised and adopted on April 17, 2009. (3-29-10)
- i. Social Studies, as revised and adopted on April 17, 2009. (3-29-10)
- j. Information and Communication Technology, as revised and adopted on April 22, 2010. (4-7-11)

**02. The English Language Development (ELD) Standards.** The World-Class Instructional Design and Assessment (WIDA) 2012 English Language Development (ELD) Standards as adopted by

**STATE DEPARTMENT OF EDUCATION  
NOVEMBER 30, 2015**

---

the State Board of Education on August 16, 2012. Copies of the document can be found on the WIDA website at [www.wida.us/standards/eld.aspx](http://www.wida.us/standards/eld.aspx). (4-4-13)

**03. The Limited English Proficiency Program Annual Measurable Achievement Objectives (AMAOs) and Accountability Procedures.** The Limited English Proficiency Program Annual Measurable Achievement Objectives and Accountability Procedures as adopted by the State Board of Education on November 11, 2009. Copies of the document can be found on the State Department of Education website at [www.sde.idaho.gov](http://www.sde.idaho.gov). (4-7-11)

**04. The Idaho English Language Assessment (IELA) Achievement Standards.** The Idaho English Language Assessment (IELA) Achievement Standards as adopted by the State Board of Education on November 11, 2009. Copies of the document can be found on the State Department of Education website at [www.sde.idaho.gov](http://www.sde.idaho.gov). (4-7-11)

**05. The Idaho Standards Achievement Tests (ISAT) Achievement Standards.** Achievement Standards as adopted by the State Board of Education on ~~May 30, 2007~~December 18, 2014~~August 13, 2015~~. Copies of the document can be found on the State Board of Education website at [www.boardofed.idaho.gov](http://www.boardofed.idaho.gov). (4-2-08)( )

**06. The Idaho Extended Content Standards.** The Idaho Extended Content Standards as adopted by the State Board of Education on April 17, 2008. Copies of the document can be found at the State Board of Education website at [www.boardofed.idaho.gov](http://www.boardofed.idaho.gov). (5-8-09)

**07. The Idaho Alternate Assessment Achievement Standards.** Alternate Assessment Achievement Standards as adopted by the State Board of Education on May 18, 2011. Copies of the document can be found on the State Board of Education website at [www.boardofed.idaho.gov](http://www.boardofed.idaho.gov). (3-29-12)

**08. The Idaho Standards for Infants, Toddlers, Children, and Youth Who Are Deaf or Hard of Hearing.** As adopted by the State Board of Education on October 11, 2007. Copies of the document can be found on the State Board of Education website at [www.boardofed.idaho.gov](http://www.boardofed.idaho.gov). (4-2-08)

**09. The Idaho Standards for Infants, Toddlers, Children, and Youth Who Are Blind or Visually Impaired.** As adopted by the State Board of Education on October 11, 2007. Copies of the document can be found on the State Board of Education website at [www.boardofed.idaho.gov](http://www.boardofed.idaho.gov). (4-2-08)

**10. The Idaho Special Education Manual** As adopted by the State Board of Education on December 18, 2014. Copies of the document can be found on the State Board of Education website at [www.boardofed.idaho.gov](http://www.boardofed.idaho.gov). ( )

THIS PAGE INTENTIONALLY LEFT BLANK



*Advanced*

**Chemistry students performing at this level demonstrate a thorough conceptual understanding of science content and the application of skills and processes related to chemistry concepts.**

*Students at this level are able to do the following:*

- Analyze the periodic table to predict physical and chemical properties.
- Analyze the historical developments that resulted in the modern version of the periodic table.
- Create and evaluate graphs of data.
- Analyze the key concepts of the kinetic molecular theory.
- Analyze and compare the common theories defining acids and bases.
- Compare and contrast physical and chemical properties and changes and appropriate computations.
- Perform and analyze computations using scientific notation, the metric system and dimensional analysis.
- Compute and evaluate measurement uncertainty to include precision, accuracy and the rules for significant digits.
- Perform and analyze calculations related to the conversion of grams to moles to particles, atoms, molecules and volume.
- Analyze and solve reaction stoichiometry problems.
- Calculate and compare concentrations of solutions in various ways including molarity.
- Analyze how the presence of solute particles affects the properties of a solution and be able to do calculations involving colligative properties.
- Calculate and analyze quantitative relationships involved in acid/base chemistry including pH.
- Demonstrate and apply understanding of the scientific method.
- Justify the selection and use of appropriate scientific equipment, materials and techniques.
- Correctly write symbols, formulas and names for elements, ions and compounds.
- Analyze how electrons are involved in the formation of chemical bonds using the octet rule and Lewis dot diagrams.
- Compare the polarity of chemical bonds using electronegativity.
- Predict and analyze physical properties of compounds based upon the attractive forces between atoms and molecules.
- Classify and explain the placement of all matter into appropriate categories.
- Analyze the relationship and reactions of acids, bases, and salts.

**STATE DEPARTMENT OF EDUCATION  
NOVEMBER 30, 2015**

- Analyze the role of dissociation and ionization in producing strong, weak, and nonelectrolytes.
- Analyze the kinetic molecular theory and apply it to phases of matter.
- Analyze and calculate the changes in heat energy that occur during chemical reactions and phase changes.
- Apply the conservation of matter by balancing chemical equations.
- Analyze the difference between exothermic and endothermic chemical reactions during chemical or physical changes.
- Analyze the classic historical experiments that were used to identify the components of an atom and its structure.
- Determine the number of protons, neutrons and electrons for an atom, ion, or isotope.
- Analyze the relationship between the structure of atoms and light absorption and emission.
- Determine and compare and analyze electron arrangements of elements using electron configurations and orbital energy diagrams.
- Analyze the law of conservation of mass and the law of definite proportions.
- Analyze chemical equations for common types of chemical reactions and predict the products.
- Analyze the factors that influence the rates of chemical reactions.
- Analyze the role of chemistry in enabling technological advances.
- Analyze the role of chemistry in energy and environmental issues.

*Proficient*

**Chemistry students performing at this level demonstrate a general conceptual understanding of science content and the application of skills and processes related to chemistry concepts.**

*Students at this level are able to do the following:*

- Use the periodic table to predict physical and chemical properties.
- Describe the historical development of the periodic table.
- Create and interpret graphs of data.
- Explain and interpret the key concepts of the kinetic molecular theory.
- Distinguish the common theories defining acids and bases.
- Identify, compare and contrast physical and chemical properties and changes and appropriate computations.
- Perform computations using scientific notation, the metric system and dimensional analysis.
- Compute measurement uncertainty to include precision, accuracy and the rules for significant digits.
- Perform calculations related to the conversion of grams to moles to particles, atoms, molecules and volume.
- Analyze and solve reaction stoichiometry problems.
- Express concentrations of solutions in various ways including molarity.
- Interpret how the presence of solute particles can affect the properties of a solution and be able to do calculations involving colligative properties.
- Analyze quantitative relationships involved in acid/base chemistry including pH.
- Demonstrate an understanding of the scientific method.
- Select and use appropriate scientific equipment, materials and techniques.
- Correctly write symbols, formulas and names for common elements, ions and compounds.
- Explain and understand how electrons are involved in the formation of chemical bonds using the octet rule and Lewis dot diagrams.
- Predict the polarity of chemical bonds using electronegativity.
- Predict physical properties of compounds based upon the attractive forces between atoms and molecules.
- Distinguish and classify all matter into appropriate categories.
- Explain the relationship and reactions of acids, bases, and salts.

**STATE DEPARTMENT OF EDUCATION  
NOVEMBER 30, 2015**

- Explain the role of dissociation and ionization in producing strong, weak, and nonelectrolytes.
- Describe the Kinetic Molecular Theory as it applies to phases of matter.
- Explain and calculate the changes in heat energy that occur during chemical reactions and phase changes.
- Demonstrate the conservation of matter by balancing chemical equations.
- Differentiate between exothermic and endothermic chemical reactions during chemical or physical changes.
- Interpret the classic historical experiments that were used to identify the components of an atom and its structure.
- Deduce the number of protons, neutrons and electrons for an atom or ion.
- Describe the relationship between the structure of atoms and light absorption and emission.
- Determine and illustrate electron arrangements of elements using electron configurations and orbital energy diagrams.
- Illustrate the law of conservation of mass and the law of definite proportions.
- Classify, write and balance chemical equations for common types of chemical reactions and predict the products.
- Describe the factors that influence the rates of chemical reactions.
- Assess the role of chemistry in enabling technological advances.
- Evaluate the role of chemistry in energy and environmental issues.

*Basic*

**Chemistry students performing at this level demonstrate a partial conceptual understanding of science content and the application of skills and processes related to chemistry concepts.**

***Chemistry students at this level are able to do the following:***

- Recognize that the periodic table can be used to predict physical and chemical properties.
- Identify the historical development of the periodic table.
- Recognize graphs of data.
- Identify the key concepts of the kinetic molecular theory.
- Recognize the common theories defining acids and bases.
- Identify physical and chemical properties and changes and appropriate computations.
- Perform basic computations using scientific notation, the metric system and dimensional analysis.
- Recognize aspects of measurement uncertainty including precision, accuracy and the rules for significant digits.
- Perform some simple calculations related to the conversion of grams to moles to particles, atoms, molecules and volume.
- Solve simple stoichiometry problems.
- Recognize concentrations of solutions in various ways including molarity.
- Identify how the presence of solute particles affects the properties of a solution and be able to do calculations involving colligative properties.
- Recognize quantitative relationships involved in acid/base chemistry including pH.
- Identify the scientific method.
- Identify scientific equipment, materials and techniques.
- Recognize symbols, formulas and names for common elements, ions and compounds.
- Identify how electrons are involved in the formation of chemical bonds using the octet rule and Lewis dot diagrams.
- Recognize the polarity of chemical bonds using electronegativity.
- Identify physical properties of compounds based upon the attractive forces between atoms and molecules.
- Classify some types of matter into appropriate categories.

**STATE DEPARTMENT OF EDUCATION  
NOVEMBER 30, 2015**

- Identify the relationship and reactions of acids, bases, and salts.
- Identify the role of dissociation and ionization in producing strong, weak, and nonelectrolytes.
- Identify the Kinetic Molecular Theory.
- Recognize the changes in heat energy that occur during chemical reactions and phase changes.
- Recognize the conservation of matter by examining balanced chemical equations.
- Recognize the difference between exothermic and endothermic chemical reactions during chemical or physical changes.
- Recognize the classic historical experiments that were used to identify the components of an atom and its structure.
- Recognize the number of protons, neutrons and electrons for an atom or ion.
- Recognize the relationship between the structure of atoms and light absorption and emission.
- Identify electron arrangements of elements using electron configurations and orbital energy diagrams.
- Identify the law of conservation of mass and the law of definite proportions.
- Recognize chemical equations for common types of chemical reactions and identify the products.
- Identify the factors that influence the rates of chemical reactions.
- Identify the role of chemistry in enabling technological advances.
- Identify the role of chemistry in energy and environmental issues.

*Advanced*

**Biology students performing at this level demonstrate a thorough conceptual understanding of science content and the application of skills and processes related to biological concepts.**

*Students at this performance level are able to do the following:*

- Analyze and apply the scientific meaning of system, order, and organization to a given system.
- Use observations and data as evidence on which to base complex scientific explanations.
- Evaluate and analyze changes that can occur in and among systems.
- Calculate and make conversions using the metric system.
- Analyze questions and concepts that guide scientific investigations.
- Apply technology and mathematics to investigations.
- Analyze and compare alternative explanations and models.
- Analyze the differences among observations, hypotheses, and theories.
- Evaluate technical writing, graphs, charts, and diagrams.
- Apply the theory of evolution to explain how species change over time.
- Evaluate how evolution is the consequence of interactions among the potential of a species to increase its numbers, genetic variability, a finite supply of resources, and the selection by the environment of those offspring better able to survive and reproduce.
- Evaluate how matter tends toward more disorganized states (entropy).
- Analyze how organisms use the continuous input of energy and matter to maintain their chemical and physical organization.
- Explain how the energy for life is primarily derived from the Sun through photosynthesis.
- Analyze cellular respiration and the synthesis of macromolecules and compare the different processes.
- Compare how matter cycles and energy flows through the different levels of organization of living systems (cells, organs, organisms, communities) and their environment.
- Compare the particular structures that underlie the cellular functions.
- Analyze chemical reactions that occur in cells.
- Analyze how cells use DNA to store and use information for cell functions.
- Analyze how selective expression of genes can produce specialized cells from a single cell.
- Analyze complex environmental issues such as water and air quality, hazardous waste, forest health, and agricultural production.
- Predict how science advances technology and how technology advances science.
- Analyze how science and technology are pursued for different purposes.
- Compare the difference between renewable and nonrenewable resources.

*Proficient*

**Biology students performing at this level demonstrate a general conceptual understanding of science content and the application of skills and processes related to biological concepts.**

*Students at this performance level are able to do the following:*

- Explain the scientific meaning of system, order, and organization.
- Apply the concepts of order and organization to a given system.
- Use observations and data as evidence on which to base scientific explanations.
- Measure changes that can occur in and among systems.
- Analyze changes that can occur in and among systems.
- Measure and calculate using the metric system.
- Identify questions and concepts that guide scientific investigations.
- Use appropriate technology and mathematics to make investigations.
- Analyze alternative explanations and models.
- Explain the differences among observations, hypotheses, and theories.
- Analyze technical writing, graphs, charts, and diagrams.
- Use the theory of evolution to explain how species change over time.
- Explain how evolution is the consequence of interactions among the potential of a species to increase its numbers, genetic variability, a finite supply of resources, and the selection by the environment of those offspring better able to survive and reproduce.
- Explain how matter tends toward more disorganized states (entropy).
- Explain how organisms use the continuous input of energy and matter to maintain their chemical and physical organization.
- Show how the energy for life is primarily derived from the Sun through photosynthesis.
- Describe cellular respiration and the synthesis of macromolecules.
- Show how matter cycles and energy flows through the different levels of organization of living systems (cells, organs, organisms, communities) and their environment.
- Identify the particular structures that underlie the cellular functions.
- Explain cell functions involving chemical reactions.
- Explain how cells use DNA to store and use information for cell functions.
- Explain how selective expression of genes can produce specialized cells from a single cell.
- Analyze simple environmental issues such as water and air quality, hazardous waste, forest health, and agricultural production.
- Explain how science advances technology and how technology advances science.
- Explain how science and technology are pursued for different purposes.
- Describe the difference between renewable and nonrenewable resources.



*Basic*

**Biology students performing at this level demonstrate a partial conceptual understanding of science content and the application of skills and processes related to biological concepts.**

*Students at this performance level are able to do the following:*

- Identify the scientific meaning of system, order, and organization.
- Recognize the concepts of order and organization and how they are related to a given system.
- Identify observations and data as evidence on which to base scientific explanations.
- Identify changes that can occur in and among systems.
- Measure using the metric system.
- Identify questions that guide scientific investigations.
- Identify appropriate technology and mathematics to make investigations.
- Identify alternative explanations and models.
- Recognize the differences among observations, hypotheses, and theories.
- Uses technical writing, graphs, charts, and diagrams.
- Identify the theory of evolution.
- Recognize how evolution is the consequence of interactions among the potential of a species to increase its numbers, genetic variability, a finite supply of resources, and the selection by the environment of those offspring better able to survive and reproduce.
- Recognize that matter tends toward more disorganized states (entropy).
- Recognize that organisms use the continuous input of energy and matter to maintain their chemical and physical organization.
- Recognize that the energy for life is primarily derived from the sun through photosynthesis.
- Recognize the process of cellular respiration.
- Recognize that matter cycles and energy flows through the different levels of organization of living systems (cells, organs, organisms, communities) and their environment.
- Identify main cellular structures.
- Identify cell functions involving chemical reactions.
- Recognize that cells use DNA to store and use information for cell functions.
- Recognize that the selective expression of genes can produce specialized cells from a single cell.
- Identify environmental issues such as water and air quality, hazardous waste, forest health, and agricultural production.
- Recognize that science advances technology and that technology advances science.
- Recognize that science and technology are pursued for different purposes.
- Identify the difference between renewable and nonrenewable resources.

Attachment 3

End-of-Course

Biology / Chemistry  
Recommended Cut Scores

<b>EOC</b>	<b>Below Basic</b>	<b>Basic</b>	<b>Proficient</b>	<b>Advanced</b>
Biology	193 and below	194 – 199	200 – 213	214 and above
Chemistry	187 and below	188 – 199	200 – 216	217 and above

**STATE DEPARTMENT OF EDUCATION  
NOVEMBER 30, 2015**

**Score Bands**

	Level 1		Level 2		Level 3		Level 4	
ELA	From	To	From	To	From	To	From	To
3	2000	2366	2367	2431	2432	2489	2490	2636
4	2198	2415	2416	2472	2473	2532	2533	2690
5	2239	2441	2442	2501	2502	2581	2582	2724
6	2259	2456	2457	2530	2531	2617	2618	2748
7	2268	2478	2479	2551	2552	2648	2649	2768
8	2292	2486	2487	2566	2567	2667	2668	2790
11	2290	2492	2493	2582	2583	2681	2682	3000
Math	From	To	From	To	From	To	From	To
3	2000	2380	2381	2435	2436	2500	2501	2613
4	2255	2410	2411	2484	2485	2548	2549	2663
5	2265	2454	2455	2527	2528	2578	2579	2710
6	2263	2472	2473	2551	2552	2609	2610	2752
7	2243	2483	2484	2566	2567	2634	2635	2789
8	2239	2503	2504	2585	2586	2652	2653	2819
11	2242	2542	2543	2627	2628	2717	2718	3000

THIS PAGE INTENTIONALLY LEFT BLANK

**STATE DEPARTMENT OF EDUCATION  
NOVEMBER 30, 2015  
Threshold Achievement Level Descriptors  
Grade 3 English Language Arts/Literacy**

The student who just enters Level 2 should be able to:	
<p><b>READING Literary Text Targets 1-7</b></p>	<ul style="list-style-type: none"> <li>• Use some details and information from text to partially support answers or basic inferences.</li> <li>• In texts of low-to-moderate complexity, summarize central ideas, key events, or the sequence of events presented in a text.</li> <li>• In texts of low-to-moderate complexity, determine intended meaning of words through context, relationships, structure, or resources.</li> <li>• In texts of low-to-moderate complexity, explain his or her inferences about characters, feelings, and author’s message.</li> <li>• Explain how information is presented or connected within or across texts of low-to-moderate complexity.</li> <li>• Specify or compare relationships across texts of low-to-moderate complexity.</li> <li>• Demonstrate knowledge of text structures or text features in texts of low-to-moderate complexity.</li> <li>• Interpret use of language by distinguishing literal from non-literal meanings of words or phrases used in context in texts of low-to-moderate complexity.</li> </ul>
<p><b>READING Informational Text Targets 8-14</b></p>	<ul style="list-style-type: none"> <li>• Use some details and information from text to partially support answers or basic inferences.</li> <li>• In texts of low-to-moderate complexity, summarize central ideas, key events, or the sequence of events presented in a text.</li> <li>• In texts of low-to-moderate complexity, determine intended meaning of words through context, relationships, structure, or resources.</li> <li>• In texts of low-to-moderate complexity, explain his or her inferences about characters, feelings, and author’s message.</li> <li>• Explain how information is presented or connected within or across texts of low-to-moderate complexity.</li> <li>• Specify or compare relationships across texts of low-to-moderate complexity.</li> <li>• Demonstrate knowledge of text structures or text features in texts of low-to-moderate complexity.</li> <li>• Interpret use of language by distinguishing literal from non-literal meanings of words or phrases used in context in texts of low-to-moderate complexity.</li> </ul>
<p><b>WRITING Targets 1-10</b></p>	<ul style="list-style-type: none"> <li>• Write or revise one simple-structure paragraph, demonstrating some awareness of narrative techniques, chronology, appropriate transitional strategies for coherence, or author’s craft appropriate to purpose.</li> <li>• Write simple complete compositions, demonstrating some narrative techniques: chronology, transitional strategies for coherence, structure, or author’s craft with possible demonstration of purpose.</li> <li>• Write or revise one simple-structure informational/explanatory paragraph, demonstrating some awareness of how to organize ideas by stating focus, including transitional strategies for coherence, supporting details, or a conclusion.</li> <li>• Write or revise, simple informational/explanatory texts on a topic, occasionally attending to purpose and audience, organizing ideas by stating a focus, including structures and transitional strategies for coherence, including some supporting details and a conclusion.</li> <li>• Show some awareness of how to use text features in information texts to enhance meaning with minimal support (e.g., directive or general feedback).</li> <li>• Write or revise one simple-structure paragraph demonstrating ability to state an opinion about a topic or source, set a context, loosely organize ideas using linking words, develop some supporting reasons, or provide a partial conclusion.</li> </ul>

**STATE DEPARTMENT OF EDUCATION  
NOVEMBER 30, 2015  
Threshold Achievement Level Descriptors  
Grade 3 English Language Arts/Literacy**

	<ul style="list-style-type: none"> <li>• Write simple complete opinion pieces, demonstrating some ability to state opinions about topics or sources, attend to purpose and audience, organize ideas by stating a context and focus, include structures and transitional strategies for coherence, develop few supporting reasons, and provide a conclusion.</li> <li>• With some support (e.g., directive and general feedback), use language and vocabulary that is appropriate to the purpose and audience when revising or composing texts.</li> <li>• Apply or edit grade-appropriate grammar, usage, and mechanics to clarify a message and edit narrative, informational, and opinion texts.</li> <li>• Use tools of technology to produce texts with minimal support (e.g., whole broken into parts).</li> </ul>
<b>SPEAKING/ LISTENING Target 4</b>	<ul style="list-style-type: none"> <li>• Interpret or use information delivered orally or audio-visually with some support (e.g., repeated listening or viewing).</li> </ul>
<b>The student who just enters Level 3 should be able to:</b>	
<b>READING Literary Text Targets 1–7</b>	<ul style="list-style-type: none"> <li>• Use explicit details and information from texts of moderate complexity to support answers or basic inferences.</li> <li>• Identify or summarize central ideas, key events, or sequence of events presented in texts of moderate complexity.</li> <li>• Determine intended meaning of words through context, relationships, structure, or resources in texts of moderate complexity.</li> <li>• Interpret and explain inferences and author’s message and distinguish point of view in texts of moderate complexity.</li> <li>• Specify and compare or contrast relationships across texts of moderate complexity.</li> <li>• Demonstrate knowledge of text structures or text features to obtain, interpret, explain, or connect information in texts of moderate complexity.</li> <li>• Interpret use of language by distinguishing literal from non-literal meanings of words or phrases used in context in texts of moderate complexity.</li> </ul>
<b>READING Informational Text Targets 8–14</b>	<ul style="list-style-type: none"> <li>• Use explicit details and information from texts of moderate complexity to support answers or basic inferences.</li> <li>• Identify or summarize central ideas, key events, or sequence of events presented in texts of moderate complexity.</li> <li>• Determine intended meaning of words through context, relationships, structure, or resources in texts of moderate complexity.</li> <li>• Interpret and explain inferences and author’s message and distinguish point of view in texts of moderate complexity.</li> <li>• Specify and compare or contrast relationships across texts of moderate complexity.</li> <li>• Demonstrate knowledge of text structures or text features to obtain, interpret, explain, or connect information in texts of moderate complexity.</li> <li>• Interpret use of language by distinguishing literal from non-literal meanings of words or phrases used in context in texts of moderate complexity.</li> </ul>
<b>WRITING Targets 1–10</b>	<ul style="list-style-type: none"> <li>• Write or revise one paragraph, demonstrating narrative techniques, chronology, appropriate transitional strategies for coherence, or author’s craft appropriate to purpose.</li> <li>• Write full compositions, demonstrating narrative techniques: chronology, transitional strategies for coherence, or author’s craft with minimal demonstration of purpose.</li> </ul>

**STATE DEPARTMENT OF EDUCATION  
NOVEMBER 30, 2015  
Threshold Achievement Level Descriptors  
Grade 3 English Language Arts/Literacy**

	<ul style="list-style-type: none"> <li>• Write or revise one or more informational/explanatory paragraphs, demonstrating ability to organize ideas by stating focus, including transitional strategies for coherence, supporting details, or a conclusion.</li> <li>• Use text features in information texts to enhance meaning without support.</li> <li>• Write or revise one or more paragraphs, demonstrating ability to state an opinion about a topic or source, set a context, organize ideas using linking words, develop supporting reasons, or provide an appropriate conclusion.</li> <li>• Write full opinion pieces, demonstrating ability to state opinions about topics or sources, attend to purpose and audience, organize ideas by stating a context and focus, include structures and transitional strategies for coherence, develop supporting reasons, and provide a conclusion.</li> <li>• Without support, use grade-level vocabulary appropriate to the purpose and audience when revising and composing text.</li> <li>• Apply or edit grade-appropriate grammar, usage, and mechanics to clarify a message and edit narrative, informational, and opinion texts.</li> <li>• Without support, use tools of technology to produce texts.</li> </ul>
<b>SPEAKING/ LISTENING Target 4</b>	<ul style="list-style-type: none"> <li>• Interpret and use information delivered orally or audio-visually without support.</li> </ul>
<b>The student who just enters Level 4 should be able to:</b>	
<b>READING Literary Text Targets 1–7</b>	<ul style="list-style-type: none"> <li>• Use explicit details and information from the text to support answers and basic inferences in highly complex texts.</li> <li>• Identify and summarize central ideas, key events, or the sequence of events presented in highly complex texts.</li> <li>• Determine intended meaning of words through context, relationships, structure, or resources in highly complex texts.</li> <li>• Use evidence to interpret and explain inferences and distinguish point of view from that of the narrator/character in highly complex texts.</li> <li>• Specify, compare, and contrast relationships across highly complex texts.</li> <li>• Demonstrate knowledge of text structures and text features to interpret or explain/connect information in highly complex texts.</li> <li>• Begin to interpret use of language by distinguishing literal from non-literal meanings of words or phrases used in context in highly complex texts.</li> </ul>
<b>READING Informational Text Targets 8–14</b>	<ul style="list-style-type: none"> <li>• Use explicit details and information from the text to support answers and basic inferences in highly complex texts.</li> <li>• Identify and summarize central ideas, key events, or the sequence of events presented in highly complex texts.</li> <li>• Determine intended meaning of words through context, relationships, structure, or resources in highly complex texts.</li> <li>• Use evidence to interpret and explain inferences and distinguish point of view from that of the narrator/character in highly complex texts.</li> <li>• Specify, compare, and contrast relationships across highly complex texts.</li> <li>• Demonstrate knowledge of text structures and text features to interpret or explain/connect</li> </ul>

**STATE DEPARTMENT OF EDUCATION  
 NOVEMBER 30, 2015  
 Threshold Achievement Level Descriptors  
 Grade 3 English Language Arts/Literacy**

	<p>information in highly complex texts.</p> <ul style="list-style-type: none"> <li>• Begin to interpret use of language by distinguishing literal from non-literal meanings of words or phrases used in context in highly complex texts.</li> <li>• Evaluate or interpret the impact/intent of literary devices or connotative meaning of words and phrases used in context and the impact of those word choices on reader interpretation of texts of high complexity.</li> </ul>
<p><b>WRITING          Targets          1–10</b></p>	<ul style="list-style-type: none"> <li>• Begin to write or revise one or more complex paragraphs, demonstrating specific narrative techniques, chronology, appropriate transitional strategies for coherence, and author’s craft appropriate to purpose.</li> <li>• Begin to write full, complex compositions, demonstrating specific narrative techniques: chronology, appropriate transitional strategies for coherence, structure, and author’s craft appropriate to purpose.</li> <li>• Begin to write or revise one or more complex informational/explanatory paragraphs, demonstrating ability to organize ideas by stating focus, including appropriate transitional strategies for coherence, supporting details, and an appropriate conclusion.</li> <li>• Begin to write or revise one or more complex paragraphs, demonstrating ability to state opinions about topics or sources, set a context, organize ideas using linking words or phrases, develop supporting reasons, or provide an appropriate, strong conclusion.</li> <li>• Begin to write complex opinion pieces, demonstrating ability to state opinions about topics or sources, attend to purpose and audience, organize ideas by stating a context and focus, include structures and appropriate transitional strategies for coherence, develop supporting reasons, and provide an appropriate conclusion.</li> <li>• Begin to use complex language and vocabulary appropriate to the purpose and audience when revising and composing texts.</li> <li>• Begin to apply or edit appropriately complex grammar, usage, and mechanics to clarify a message and edit narrative, informational, and opinion texts.</li> <li>• Begin to use multiple tools of technology to produce texts.</li> </ul>
<p><b>SPEAKING/          LISTENING          Target 4</b></p>	<ul style="list-style-type: none"> <li>• Begin to critically interpret and use information delivered orally or audio-visually.</li> </ul>



**STATE DEPARTMENT OF EDUCATION  
NOVEMBER 30, 2015  
Threshold Achievement Level Descriptors  
Grade 4 English Language Arts/Literacy**

The student who just enters Level 2 should be able to:	
<b>READING</b> <b>Literary Text</b> <b>Targets</b> <b>1-7</b>	<ul style="list-style-type: none"> <li>• Use some details and information from the text to minimally support answers and inferences in texts of low-to-moderate complexity.</li> <li>• Identify or summarize some central ideas/key events in texts of low-to-moderate complexity.</li> <li>• Determine the intended meanings of some words, including words with multiple meanings, based on context, word relationships, word structure, and use of resources, with support in texts of low-to-moderate complexity.</li> <li>• Use supporting evidence to justify/explain own inferences in texts of low-to-moderate complexity.</li> <li>• Interpret, specify, or compare how information is presented across texts of low-to moderate complexity.</li> <li>• Relate partial knowledge of text structures, genre-specific features, or formats to obtain, interpret, explain, or connect information within texts of low-to-moderate complexity.</li> <li>• Determine some figurative language, literary devices, or connotative meanings of words and phrases used in context in texts of low-to-moderate complexity.</li> </ul>
<b>READING</b> <b>Informational Text</b> <b>Targets</b> <b>8-14</b>	<ul style="list-style-type: none"> <li>• Identify some details and information from the text to support answers or basic inferences about information presented in texts of low-to-moderate complexity.</li> <li>• Identify some central ideas, key events, and procedures with support.</li> <li>• Determine intended meanings of some words, academic words, domain-specific words, and words with multiple meanings, based on context, word relationships, word structure, or partial reliance on use of resources in texts of low-to-moderate complexity.</li> <li>• Provide some supporting evidence to justify or interpret how information is presented in texts of low-to-moderate complexity.</li> <li>• Interpret, explain, or connect information presented within or across texts of low-to-moderate complexity.</li> <li>• Relate knowledge of some text structures or text features to obtain, interpret, or explain information in texts of low-to-moderate complexity.</li> <li>• Determine some figurative language/literary devices or connotative meanings of words and phrases used in context and partially explain the impact of those word choices on meaning and tone in texts of low-to-moderate complexity.</li> </ul>
<b>WRITING</b> <b>Targets</b> <b>1-10</b>	<ul style="list-style-type: none"> <li>• Write or revise one simple-structure paragraph, demonstrating some awareness of narrative techniques, chronology, appropriate transitional strategies for coherence, or author’s craft.</li> <li>• Write simple complete compositions, occasionally demonstrating narrative techniques, appropriate transitional strategies for coherence, or author’s craft.</li> <li>• Write or revise one simple-structure informational/explanatory paragraph, demonstrating some awareness of how to organize ideas by stating a focus, include transitional strategies for coherence or supporting evidence and elaboration, or write body paragraphs with a conclusion.</li> <li>• Write simple informational/explanatory text on a topic, occasionally attending to purpose and audience; using minimal organization of ideas by stating a focus; including structures and transitional strategies for coherence; and including evidence, elaboration, and a conclusion.</li> <li>• With some support (e.g., directive and general feedback), show some awareness of how to use text features in informational texts to enhance meaning.</li> <li>• Write or revise one simple paragraph, demonstrating a limited ability to state opinions about topics or sources, including few organized ideas, loosely developed evidence/reasons and elaboration, and an undeveloped conclusion.</li> </ul>

**STATE DEPARTMENT OF EDUCATION  
NOVEMBER 30, 2015  
Threshold Achievement Level Descriptors  
Grade 4 English Language Arts/Literacy**

	<ul style="list-style-type: none"> <li>• Write simple opinion pieces demonstrating some ability to state opinions about a topic or source, minimally attending to purpose and audience; organize few ideas by stating a context and focus; include some structures and transitional strategies for coherence; include few supporting reasons/evidence; and include a conclusion.</li> <li>• With some support (e.g., directive or general feedback) show some awareness of how to use language and vocabulary appropriate to purpose and audience when revising or composing texts.</li> <li>• Apply or edit grade-appropriate grammar, usage, and mechanics to clarify a message and edit narrative, informational, and opinion texts with support (e.g., grammar aids).</li> <li>• Use tools of technology to gather information, make revisions, or produce texts with support (e.g., whole broken into parts).</li> </ul>
<b>SPEAKING/ LISTENING Target 4</b>	<ul style="list-style-type: none"> <li>• Interpret and use information delivered orally or audio-visually with support (e.g., some directive feedback).</li> </ul>
<b>RESEARCH/ INQUIRY Targets 1-4</b>	<ul style="list-style-type: none"> <li>• Conduct short simple research projects to answer single-step questions or to investigate and paraphrase different aspects of a narrow topic or concept.</li> <li>• Locate some information to support ideas and select some information from data or print and non-print text sources.</li> <li>• Distinguish relevant-irrelevant information with support (e.g., some directive feedback).</li> <li>• Generate some conjectures or opinions.</li> </ul>
<b>The student who just enters Level 3 should be able to:</b>	
<b>READING Literary Text Targets 1-7</b>	<ul style="list-style-type: none"> <li>• Use details and information from texts of moderate complexity to support answers and inferences.</li> <li>• Identify or summarize central ideas/key events in texts of moderate complexity.</li> <li>• Begin to determine the intended meanings of words, including words with multiple meanings, based on context, word relationships, word structure, and use of resources in texts of moderate complexity.</li> <li>• Use supporting evidence to justify/explain own inferences in texts of moderate complexity.</li> <li>• Interpret, specify, or compare how information is presented across texts of moderate complexity.</li> <li>• Begin to relate knowledge of text structures, genre-specific features, or formats to obtain, interpret, explain, or connect information within texts of moderate complexity.</li> <li>• Determine or interpret figurative language, literary devices, or connotative meanings of words and phrases used in context and partially explain the impact of those word choices on meaning and tone in texts of moderate complexity.</li> </ul>
<b>READING Informational Text Targets 8-14</b>	<ul style="list-style-type: none"> <li>• Identify details and information from texts of moderate complexity to support answers or basic inferences about information presented and provided.</li> <li>• Identify or summarize central ideas, key events, and procedures in texts of moderate complexity.</li> <li>• Determine intended meanings of words, academic words, domain-specific words, and words with multiple meanings, based on context, word relationships, word structure, or use of resources, with primary focus on the academic vocabulary common to texts of moderate complexity.</li> </ul>

**STATE DEPARTMENT OF EDUCATION  
NOVEMBER 30, 2015  
Threshold Achievement Level Descriptors  
Grade 4 English Language Arts/Literacy**

	<ul style="list-style-type: none"> <li>• Use supporting evidence to justify or interpret how information is presented or integrated in texts of moderate complexity.</li> <li>• Interpret, explain, or connect information presented within or across texts of moderate complexity.</li> <li>• Relate knowledge of text structures or text features to obtain, interpret, explain, or integrate information in texts of moderate complexity.</li> <li>• Determine or interpret figurative language/literary devices or connotative meanings of words and phrases used in context and explain the impact of those word choices on meaning and tone in texts of moderate complexity.</li> </ul>
<p><b>WRITING Targets 1–10</b></p>	<ul style="list-style-type: none"> <li>• Write or revise one paragraph, demonstrating narrative techniques, chronology, appropriate transitional strategies for coherence, and begin to use author’s craft with appropriate purpose.</li> <li>• Write full compositions, demonstrating specific narrative techniques, appropriate transitional strategies for coherence, and begin to use author’s craft with limited purpose.</li> <li>• Write one full informational/explanatory paragraph, demonstrating ability to organize ideas by stating a focus, including transitional strategies for coherence or supporting evidence and elaboration, and begin to write body paragraphs appropriate to a purpose and audience.</li> <li>• Write informational/explanatory texts on a topic, attending to purpose and audience; organize ideas by stating a focus; include structures and transitional strategies for coherence; include supporting evidence and elaboration; and begin to develop a complete conclusion.</li> <li>• Use some text features in informational text to enhance meaning without support.</li> <li>• Write or revise one paragraph, demonstrating ability to state opinions about topics or sources, set loose context, minimally organize ideas, develop evidence/reasons and elaboration, and develop a conclusion with limited purpose and audience.</li> <li>• Write opinion pieces, demonstrating ability to state opinions about topics or sources, attending to purpose and audience; organize ideas by stating a context and focus; include structures and transitions for coherence; include some supporting evidence/reasons and elaboration; and develop an appropriate conclusion.</li> <li>• Strategically use language and vocabulary appropriate to purpose and audience when revising or composing texts without support.</li> <li>• Apply or edit grade-appropriate grammar, usage, and mechanics to clarify a message and edit narrative, informational, and opinion texts without support.</li> <li>• Use tools of technology to gather information, make revisions, or produce texts.</li> </ul>
<p><b>SPEAKING/ LISTENING Target 4</b></p>	<ul style="list-style-type: none"> <li>• Interpret and use information delivered orally or audio-visually without support.</li> </ul>
<p><b>RESEARCH/ INQUIRY Targets 1–4</b></p>	<ul style="list-style-type: none"> <li>• Conduct short, limited research projects to answer multi-step questions, or to investigate and paraphrase different aspects of a broader topic or concept.</li> <li>• Locate information to support central ideas and subtopics and select information and partially integrate information from data or print and non-print sources.</li> <li>• Distinguish relevant-irrelevant information without support.</li> <li>• Generate partial conjectures or opinions and include partial evidence to support them based on evidence collected.</li> </ul>

**STATE DEPARTMENT OF EDUCATION  
NOVEMBER 30, 2015  
Threshold Achievement Level Descriptors  
Grade 4 English Language Arts/Literacy**

The student who just enters Level 4 should be able to:	
<b>READING</b> <b>Literary Text</b> <b>Targets</b> <b>1–7</b>	<ul style="list-style-type: none"> <li>• Use explicit details and implicit information from the text to support answers and inferences in highly complex texts.</li> <li>• Begin to consistently identify and summarize central ideas/key events in highly complex texts.</li> <li>• Begin to determine the intended meanings of words, including words with multiple meanings, based on context, word relationships, word structure, and use of resources in highly complex texts.</li> <li>• Begin to use extensive supporting evidence to justify/explain own inferences in depth in highly complex texts.</li> <li>• Begin to use extensive detail to interpret, specify, or compare how information is presented across highly complex texts.</li> <li>• Relate knowledge of text structures, genre-specific features, or formats to obtain, interpret, explain, or connect information within highly complex texts.</li> <li>• Begin to determine and interpret figurative language, literary devices, or connotative meanings of words and phrases used in context and explain the impact of those word choices on meaning and tone in highly complex texts.</li> </ul>
<b>READING</b> <b>Informational Text</b> <b>Targets</b> <b>8–14</b>	<ul style="list-style-type: none"> <li>• Begin to identify and explain explicit details and implicit information from highly complex texts to support answers and inferences about information presented and provided.</li> <li>• Identify and summarize central ideas, key details, and procedures in highly complex texts.</li> <li>• Begin to determine the intended meanings of words, academic words, domain-specific words, and words with multiple meanings, based on context, word relationships, word structure, or use of resources, with primary focus on the academic vocabulary common to highly complex texts.</li> <li>• Begin to use detailed supporting evidence to justify or interpret how information is presented and integrated in highly complex texts.</li> <li>• Begin to interpret, explain, or connect information presented within or across highly complex texts.</li> <li>• Begin to relate knowledge of text structures or text features to obtain, interpret, explain, and integrate information in highly complex texts.</li> <li>• Begin to determine or interpret figurative language/literary devices or connotative meanings of words and phrases used in context and the impact of those word choices on meaning and tone in highly complex texts.</li> </ul>
<b>WRITING</b> <b>Targets</b> <b>1–10</b>	<ul style="list-style-type: none"> <li>• Begin to write or revise one or more complex paragraphs, demonstrating specific narrative techniques, chronology, appropriate transitional strategies for coherence, or author’s craft appropriate to purpose.</li> <li>• Begin to write full complex compositions, demonstrating, specific narrative techniques, appropriate transitional strategies for coherence, and author’s craft appropriate to purpose.</li> <li>• Begin to write or revise more than one complex informational/explanatory paragraph, demonstrating ability to including appropriate transitional strategies for coherence or supporting evidence and elaboration, and writing body paragraphs with a conclusion appropriate to purpose and audience.</li> <li>• Begin to write full, complex informational/explanatory texts on a topic, attending to purpose and audience; organize ideas by stating a focus; include structures and appropriate transitional strategies for coherence; and include strong supporting details and a well-developed, appropriate conclusion.</li> <li>• Begin to use text features in information texts to enhance meaning.</li> </ul>

**STATE DEPARTMENT OF EDUCATION  
 NOVEMBER 30, 2015  
 Threshold Achievement Level Descriptors  
 Grade 4 English Language Arts/Literacy**

	<ul style="list-style-type: none"> <li>• Begin to write or revise more than one complex paragraph, demonstrating ability to state opinions about topics or sources, set a context, efficiently organize ideas, develop strong supporting evidence/reasons and elaboration, and develop an appropriate, strong conclusion.</li> <li>• Begin to write complex opinion pieces, clearly demonstrating ability to state opinions about topics or sources, attending to purpose and audience; efficiently organize ideas by stating a context and focus; include more complex structures and appropriate transitional strategies for coherence; develop strong supporting evidence/reasons; and provide an appropriate, well-developed conclusion.</li> <li>• Begin to strategically use language and vocabulary appropriate to purpose and audience when revising or composing complex texts.</li> <li>• Begin to apply or edit appropriate grammar, usage, and mechanics to clarify a message and edit narrative, informational, and opinion texts.</li> <li>• Begin to use multiple tools of technology to gather information, make revisions, or produce texts.</li> </ul>
<p><b>SPEAKING/ LISTENING</b> <b>Target 4</b></p>	<ul style="list-style-type: none"> <li>• Begin to critically interpret and use information delivered orally or audio-visually.</li> </ul>
<p><b>RESEARCH/ INQUIRY</b> <b>Targets 1–4</b></p>	<ul style="list-style-type: none"> <li>• Begin to conduct research projects to answer multi-step questions or to investigate and paraphrase different aspects of a broader topic or concept.</li> <li>• Begin to locate information to support central ideas and subtopics and select and integrate critical information from two or more data or print and non-print text sources.</li> <li>• Begin to distinguish relevant-irrelevant information.</li> <li>• Begin to generate strong conjectures or opinions and cite relevant evidence to support them based on evidence collected and analyzed.</li> </ul>

**STATE DEPARTMENT OF EDUCATION  
NOVEMBER 30, 2015  
Threshold Achievement Level Descriptors  
Grade 5 English Language Arts/Literacy**

The student who just enters Level 2 should be able to:	
<b>READING Literary Text Targets 1-7</b>	<ul style="list-style-type: none"> <li>• Cite some textual evidence to support conclusions drawn from texts of low-to-moderate complexity.</li> <li>• Use some explicit and limited implicit information to support emerging inferences or analyses.</li> <li>• Partially summarize central ideas and some key events.</li> <li>• Determine the intended meaning of some grade-appropriate words, including academic and domain-specific words within context.</li> <li>• Use some supporting evidence to justify interpretations of information presented or indicate how information is integrated in one or more texts.</li> <li>• Identify and begin to compare how information is presented within or across texts of low-to-moderate complexity.</li> <li>• Use basic knowledge of text structures or genre-specific features to begin to integrate or analyze information.</li> <li>• Interpret the meaning of some common figurative language.</li> </ul>
<b>READING Informational Text Targets 8-14</b>	<ul style="list-style-type: none"> <li>• Cite some textual evidence to support conclusions drawn from texts of low-to-moderate complexity.</li> <li>• Use some explicit and limited implicit information to support emerging inferences or analyses.</li> <li>• Partially summarize central ideas and some key events.</li> <li>• Determine the intended meaning of some grade-appropriate words, including academic and domain-specific words within context.</li> <li>• Use some supporting evidence to justify interpretations of information presented or indicate how information is integrated in texts of low-to-moderate complexity.</li> <li>• Identify and begin to compare how information is presented within or across texts of low-to-moderate complexity.</li> <li>• Use basic knowledge of text structures or genre-specific features to begin to integrate or analyze information.</li> <li>• Interpret the meaning of some common figurative language.</li> </ul>
<b>WRITING Targets 1-10</b>	<ul style="list-style-type: none"> <li>• Write or revise one paragraph, demonstrating some narrative techniques, chronology, appropriate transitional strategies for coherence, or author's craft.</li> <li>• Plan, write, revise, and edit a full composition, occasionally demonstrating narrative techniques, chronology, transitional strategies for coherence, or author's craft.</li> <li>• Write or revise one informational/explanatory paragraph, demonstrating some ability to organize ideas by stating a focus, including some transitional strategies for coherence or some supporting evidence and elaboration, or writing body paragraphs or a conclusion.</li> <li>• Plan, write, revise, and edit full informational/explanatory text on a topic, attending to purpose and audience, organizing ideas by stating a focus, including structures and transitional strategies for coherence, including supporting evidence and elaboration, and developing a conclusion.</li> <li>• Use some appropriate text features (headings, bold text, captions, etc.) in informational texts to enhance meaning.</li> <li>• Write or revise one paragraph, demonstrating some ability to state opinions about topics or sources, set a loose context, minimally organize ideas using linking words or phrases, develop evidence/reasons and some elaboration, or develop a conclusion.</li> </ul>

**STATE DEPARTMENT OF EDUCATION  
NOVEMBER 30, 2015  
Threshold Achievement Level Descriptors  
Grade 5 English Language Arts/Literacy**

	<ul style="list-style-type: none"> <li>• Plan, write, revise, and edit opinion pieces, demonstrating some ability to state opinions about topics or sources, minimally attending to purpose and audience; organize ideas by stating a context and focus; include structures and some transitional strategies for coherence; develop some evidence/reasons and elaboration; and develop a conclusion.</li> <li>• With minimal support, use some common language and vocabulary (including academic or domain-specific vocabulary) appropriate to the purpose and audience when revising or composing texts.</li> <li>• Show some ability to apply and edit text, demonstrating a partial understanding of Standard English grammar conventions and usage (e.g., capitalization, punctuation, and spelling).</li> <li>• Begin to use the tools of technology (including the Internet), with substantial guidance and support, to produce and publish writing.</li> </ul>
<b>SPEAKING/ LISTENING Target 4</b>	<ul style="list-style-type: none"> <li>• Interpret and use information delivered orally or audio-visually with support (e.g., some directive feedback).</li> </ul>
<b>RESEARCH/ INQUIRY Targets 1-4</b>	<ul style="list-style-type: none"> <li>• Begin to conduct simple, short research projects with some guidance.</li> <li>• With some guidance, begin to locate information to support central ideas and subtopics; select and integrate information from multiple sources.</li> <li>• With some guidance, begin to gather and distinguish relevant information, summarize/paraphrase information from multiple sources, and provide a list of sources.</li> <li>• With some guidance, begin to integrate information from several sources on the same topic to generate an informed opinion in order to write about the subject knowledgeably.</li> </ul>
<b>The student who just enters Level 3 should be able to:</b>	
<b>READING Literary Text Targets 1-7</b>	<ul style="list-style-type: none"> <li>• With some consistency, identify some relevant textual evidence to support conclusions drawn from texts of moderate complexity.</li> <li>• Identify and interpret the meaning of some figurative language, some literary devices, and some connotative meanings of words and phrases.</li> <li>• Accurately summarize central ideas and key events.</li> <li>• With some consistency, determine the intended or precise meaning of grade-appropriate words, including academic and domain-specific words.</li> <li>• Apply some relevant reasoning and textual evidence to justify developing analyses or judgments.</li> <li>• With some consistency, analyze how information is presented within or across texts of moderate complexity, identifying some relationships among targeted aspects.</li> <li>• With some consistency, analyze some text structures and genre-specific features or formats from multiple texts, and identify the impact of those choices on meaning or presentation.</li> </ul>
<b>READING Informational Text Targets 8-14</b>	<ul style="list-style-type: none"> <li>• With some consistency, identify some relevant textual evidence to support conclusions drawn from texts of moderate complexity.</li> <li>• Identify and interpret the meaning of some figurative language and some literary devices or connotative meanings of words and phrases.</li> <li>• Accurately summarize central ideas and key events.</li> <li>• With some consistency, determine the intended or precise meaning of grade-appropriate words, including academic and domain-specific words.</li> <li>• Apply some relevant reasoning and textual evidence to justify developing analyses or</li> </ul>

**STATE DEPARTMENT OF EDUCATION  
NOVEMBER 30, 2015  
Threshold Achievement Level Descriptors  
Grade 5 English Language Arts/Literacy**

	<p>judgments.</p> <ul style="list-style-type: none"> <li>• With some consistency, analyze how information is presented within or across texts of moderate complexity, identifying some relationships among targeted aspects.</li> <li>• With some consistency, analyze some text structures, genre-specific features, or formats from multiple texts of moderate complexity.</li> </ul>
<p><b>WRITING Targets 1–10</b></p>	<ul style="list-style-type: none"> <li>• Write or revise one or more paragraphs, demonstrating narrative techniques, chronology, appropriate transitional strategies for coherence, or author’s craft appropriate to purpose, including a conclusion.</li> <li>• Plan, write, revise, and edit a full composition, demonstrating narrative techniques, chronology, appropriate transitional strategies for coherence, author’s craft appropriate to purpose, including a conclusion, and evidence from texts to support analysis, reflection, and research.</li> <li>• Write or revise one or more informational/explanatory paragraphs, demonstrating ability to organize ideas by stating a focus, including transitional strategies for coherence, or supporting evidence and elaboration, or writing body paragraphs or a conclusion appropriate to purpose and audience.</li> <li>• Plan, write, revise, and edit full informational/explanatory text on a topic, attending to purpose and audience; organize ideas by stating a focus, include structures and transitional strategies for coherence, include supporting evidence and elaboration, and develop a conclusion.</li> <li>• Use appropriate text features (headings, bold text, captions, etc.) in informational texts to enhance meaning.</li> <li>• Write or revise one or more paragraphs, demonstrating ability to state opinions about topics or sources, set a context, organize ideas using linking words or phrases, develop supporting evidence/reasons and elaboration, or develop a conclusion appropriate to purpose and audience.</li> <li>• Plan, write, revise and edit full opinion pieces, demonstrating ability to state opinions about topics or sources, attend to purpose and audience, organize ideas by stating a context and focus, include structures and transitional strategies for coherence, develop supporting evidence/reasons, and develop a conclusion appropriate to purpose and audience.</li> <li>• Use a range of language and vocabulary (including academic or domain-specific vocabulary) appropriate to the purpose and audience when revising or composing texts.</li> <li>• Adequately apply and edit text, demonstrating a understanding of Standard English grammar conventions and usage (e.g., capitalization, punctuation, and spelling).</li> <li>• Use the tools of technology (including the Internet) to produce and publish writing.</li> </ul>
<p><b>SPEAKING/ LISTENING Target 4</b></p>	<ul style="list-style-type: none"> <li>• Interpret and use information delivered orally or audio-visually.</li> </ul>
<p><b>RESEARCH/ INQUIRY Targets 1–4</b></p>	<ul style="list-style-type: none"> <li>• Conduct short research projects.</li> <li>• Locate information to support central ideas and subtopics; select and integrate information from multiple sources.</li> <li>• Gather and distinguish relevant information, summarize/paraphrase information from multiple sources, and provide a list of sources.</li> <li>• Integrate information from several sources on the same topic to generate an informed opinion and write about the subject knowledgeably.</li> </ul>



**STATE DEPARTMENT OF EDUCATION  
NOVEMBER 30, 2015  
Threshold Achievement Level Descriptors  
Grade 5 English Language Arts/Literacy**

The student who just enters Level 4 should be able to:	
<b>READING Literary Text Targets 1–7</b>	<ul style="list-style-type: none"> <li>• Consistently cite specific and relevant textual evidence to support conclusions drawn from highly complex texts.</li> <li>• Accurately interpret the meaning and impact of most figurative language and literary devices or cognitive meanings of words and phrases.</li> <li>• Consistently and accurately summarize central ideas and key events.</li> <li>• Determine the intended and precise meaning of most grade-appropriate words, including academic and domain-specific words.</li> <li>• Apply appropriate and relevant reasoning and a range of textual evidence to justify analysis or judgments.</li> <li>• Analyze and/or compare how information is presented within or across highly complex texts, identifying relationships among targeted aspects.</li> <li>• Consistently evaluate text structures and genre-specific features across texts, and identify the impact of those choices on meaning or presentation.</li> </ul>
<b>READING Informational Text Targets 8–14</b>	<ul style="list-style-type: none"> <li>• Consistently cite specific, relevant textual evidence to support conclusions drawn from highly complex texts.</li> <li>• Accurately interpret the meaning and impact of most figurative language and literary devices or connotative meanings of words and phrases.</li> <li>• Consistently and accurately summarize central ideas and key events.</li> <li>• Determine the intended and precise meaning of most grade-appropriate words, including academic and domain-specific words.</li> <li>• Apply appropriate and relevant reasoning and a range of textual evidence to justify analysis or judgments.</li> <li>• Analyze and/or compare how information is presented within or across highly complex texts, identifying relationships among targeted aspects.</li> <li>• Consistently evaluate text structures across highly complex texts.</li> </ul>
<b>WRITING Targets 1–10</b>	<ul style="list-style-type: none"> <li>• Write or revise more than one complex paragraphs, demonstrating specific narrative techniques, chronology, appropriate transitional strategies for coherence, or author’s craft appropriate to purpose, including a strong conclusion.</li> <li>• Plan, write, revise, and edit a full, complex composition, clearly demonstrating specific narrative techniques, chronology, appropriate transitional strategies for coherence, and author’s craft appropriate to purpose, including a well-developed conclusion and evidence from texts to support analysis, reflection, and research.</li> <li>• Write or revise more than one complex informational/explanatory paragraph, demonstrating ability to organize ideas by stating a focus, including appropriate transitional strategies for coherence, or strong supporting evidence and elaboration, or writing body paragraphs or a conclusion appropriate to purpose and audience.</li> <li>• Plan, write, revise, and edit full informational/explanatory text on a topic attending to purpose and audience, organizing ideas by stating a focus, including structures and appropriate transitional strategies for coherence, including strong supporting evidence and elaboration, and developing an appropriate conclusion.</li> <li>• Use effective text features (headings, bold text, captions, etc.) in informational texts to enhance meaning.</li> </ul>

**STATE DEPARTMENT OF EDUCATION  
 NOVEMBER 30, 2015  
 Threshold Achievement Level Descriptors  
 Grade 5 English Language Arts/Literacy**

	<ul style="list-style-type: none"> <li>• Write or revise more than one paragraph, clearly demonstrating the ability to state opinions about topics or sources, set a context, efficiently organize ideas using linking words or phrases, develop supporting evidence/reasons and some elaboration, or develop a conclusion appropriate to purpose and audience.</li> <li>• Plan, write, revise and edit full opinion pieces, demonstrating the ability to state opinions about topics or sources, attend to purpose and audience, efficiently organize ideas by stating a context and focus, include some complex structures and appropriate transitional strategies for coherence, develop strong supporting evidence/reasons and elaboration, and develop an appropriate conclusion.</li> <li>• Use a broad range of language and vocabulary (including academic or domain-specific vocabulary) appropriate to the purpose and audience when revising or composing texts.</li> <li>• Effectively apply and edit text, demonstrating an understanding of Standard English grammar conventions and usage (e.g., capitalization, punctuation, and spelling).</li> <li>• Effectively use the tools of technology (including the Internet) to produce and publish writing.</li> </ul>
<b>SPEAKING/          LISTENING          Target 4</b>	<ul style="list-style-type: none"> <li>• Begin to critically interpret and use information delivered orally or audio-visually.</li> </ul>
<b>RESEARCH/          INQUIRY          Targets          1–4</b>	<ul style="list-style-type: none"> <li>• Begin to critically and effectively conduct short research projects with some guidance.</li> <li>• Begin to critically and effectively locate information to support central ideas and subtopics; select and integrate information from multiple sources.</li> <li>• Begin to critically and effectively gather and distinguish relevant information, summarize/paraphrase information from multiple sources, and provide a list of sources.</li> <li>• Begin to critically and effectively integrate information from several sources on the same topic to generate an informed opinion and write about the subject knowledgeably.</li> </ul>

**STATE DEPARTMENT OF EDUCATION  
NOVEMBER 30, 2015  
Threshold Achievement Level Descriptors  
Grade 6 English Language Arts/Literacy**

The student who just enters Level 2 should be able to:	
<b>READING Literary Text Targets 1-7</b>	<ul style="list-style-type: none"> <li>• Cite some textual evidence to support conclusions drawn from text.</li> <li>• Use some explicit and limited implicit information to support emerging inferences or analyses.</li> <li>• Partially summarize central ideas and key events using some details from texts of low-to-moderate complexity.</li> <li>• Determine the intended meaning of some grade-appropriate words including academic and domain-specific words within context.</li> <li>• Use some supporting evidence to justify interpretations of information presented or how information is integrated in one or more texts.</li> <li>• Identify and begin to compare how information is presented within or across texts.</li> <li>• Relate basic knowledge of text structures or genre-specific features to begin to integrate or analyze information.</li> <li>• Interpret the intent of some common figurative language.</li> </ul>
<b>READING Informational Text Targets 8-14</b>	<ul style="list-style-type: none"> <li>• Cite some textual evidence to support conclusions drawn from text.</li> <li>• Begin to use explicit and limited implicit information to support emerging inferences or analyses.</li> <li>• Partially summarize central ideas and some key events.</li> <li>• Determine the intended meaning of grade-appropriate words including academic and domain-specific words within context.</li> <li>• Use some supporting evidence to justify interpretations of information presented or how information is integrated in one or more text.</li> <li>• Identify and begin to compare how information is presented within or across texts.</li> <li>• Use basic knowledge of text structures or genre-specific features to begin to integrate or analyze information.</li> <li>• Partially interpret intent of some common figurative language.</li> </ul>
<b>WRITING Targets 1-10</b>	<ul style="list-style-type: none"> <li>• Apply some narrative strategies, textual structures, and transitional strategies for coherence.</li> <li>• Use minimal relevant details when writing or revising brief narrative texts.</li> <li>• Use minimal support and elaboration when writing brief informational/explanatory texts.</li> <li>• Demonstrate some ability to use appropriate text features.</li> <li>• Produce argumentative texts and attempt to acknowledge a counterclaim.</li> <li>• Demonstrate some awareness of audience and purpose when writing.</li> <li>• Pay limited attention to word choice and/or syntax.</li> <li>• Plan, write, revise, and edit argument texts demonstrating partial ability to state claims about topics or sources.</li> <li>• With some support, use basic language appropriate to the purpose and audience when revising or composing text.</li> <li>• Apply or edit a piece of writing, demonstrating a partial understanding of Standard English grammar conventions and usage (e.g., capitalization, punctuation, and spelling) when writing.</li> <li>• Demonstrate limited use of technology, including the Internet, to produce and publish writing.</li> </ul>

**STATE DEPARTMENT OF EDUCATION  
NOVEMBER 30, 2015  
Threshold Achievement Level Descriptors  
Grade 6 English Language Arts/Literacy**

<b>SPEAKING/ LISTENING Target 4</b>	<ul style="list-style-type: none"> <li>• Have limited engagement and interaction with media and source materials and minimally account for elements that contribute to points of view.</li> </ul>
<b>RESEARCH/ INQUIRY Targets 1-4</b>	<ul style="list-style-type: none"> <li>• Demonstrate minimal research and evaluation skills.</li> <li>• Draw broad conclusions from source materials.</li> <li>• Construct a partial claim with limited use of evidence.</li> <li>• Attempt to summarize main ideas, topics, key events, or procedures in informational texts but use limited supporting or relevant ideas or evidence.</li> <li>• Develop an argument with a claim and minimal support.</li> </ul>
<b>The student who just enters Level 3 should be able to:</b>	
<b>READING Literary Text Targets 1-7</b>	<ul style="list-style-type: none"> <li>• With some consistency, identify relevant textual evidence to support conclusions drawn from texts of moderate complexity.</li> <li>• Identify and interpret some figurative language and some literary devices or connotative meanings of words and phrases.</li> <li>• Accurately summarize central ideas and key events.</li> <li>• With some consistency, determine the intended or precise meaning of grade-appropriate words including academic and domain-specific words.</li> <li>• Apply some relevant reasoning and textual evidence to justify developing analyses or judgments made about intended effects.</li> <li>• With some consistency, analyze how information is presented within or across texts of moderate complexity, identifying some relationships among targeted aspects, including analysis of authors' points of view.</li> <li>• With some consistency, analyze some text structures or genre-specific features or formats from multiple sources of text and identify the impact of those choices on meaning or presentation.</li> </ul>
<b>READING Informational Text Targets 8-14</b>	<ul style="list-style-type: none"> <li>• With some consistency, identify relevant textual evidence to support conclusions drawn from text.</li> <li>• Identify and interpret some figurative language and some literary devices or connotative meanings of words and phrases.</li> <li>• Accurately summarize central ideas and key events.</li> <li>• Determine the intended or precise meaning of grade-appropriate words including academic and domain-specific words.</li> <li>• Apply some relevant reasoning and textual evidence to justify analyses or judgments made about intended effects.</li> <li>• Analyze how information is presented within or across texts, identifying some relationships among targeted aspects.</li> <li>• Analyze some text structures, genre-specific features or formats from multiple sources of text and the impact of those choices on meaning or presentation.</li> </ul>
<b>WRITING Targets 1-10</b>	<ul style="list-style-type: none"> <li>• Apply some narrative strategies when writing or revising one or more paragraphs.</li> <li>• Write longer narrative texts demonstrating use of specific narrative techniques, chronology, and appropriate transitional strategies for coherence.</li> <li>• Employ effective text features and visual components appropriate to purpose.</li> <li>• Demonstrate some ability to plan, write, revise, and edit full argument pieces, demonstrating ability to state claims about topics or sources; attend to purpose and</li> </ul>

**STATE DEPARTMENT OF EDUCATION  
NOVEMBER 30, 2015  
Threshold Achievement Level Descriptors  
Grade 6 English Language Arts/Literacy**

	<p>audience; organize ideas by stating a context and focus; include structures and appropriate transitional strategies for coherence; identify supporting evidence/reasons and elaboration from credible sources; and develop an appropriate conclusion.</p> <ul style="list-style-type: none"> <li>• Use a range of precise language and vocabulary (including academic words, domain-specific vocabulary, and figurative language) and style appropriate to the purpose and audience when revising or composing text.</li> <li>• Demonstrate some ability to edit a piece of writing, showing a strong adequate understanding of Standard English grammar conventions and usage (e.g., capitalization, punctuation, and spelling) when writing.</li> <li>• Demonstrate some use of technology, including the Internet, to produce and publish writing.</li> </ul>
<b>SPEAKING/ LISTENING Target 4</b>	<ul style="list-style-type: none"> <li>• Engage and interact with media and source materials and account for elements that contribute to points of view.</li> </ul>
<b>RESEARCH/ INQUIRY Targets 1-4</b>	<ul style="list-style-type: none"> <li>• Use research/inquiry methods to explore a topic.</li> <li>• Select from and adequately analyze sources from a variety of perspectives and present findings.</li> <li>• Adequately analyze authoritative sources of evidence with some diversity of formats to support a presentation.</li> <li>• Search for relevant authoritative information and evaluate the uses and limitations of source material.</li> <li>• Generate a specific debatable claim or main idea and cite some relevant evidence.</li> </ul>
<b>The student who just enters Level 4 should be able to:</b>	
<b>READING Literary Text Targets 1-7</b>	<ul style="list-style-type: none"> <li>• Cite specific, relevant textual evidence to support conclusions drawn from text.</li> <li>• Interpret the intent and impact of most figurative language and literary devices or connotative meanings of words and phrases.</li> <li>• Summarize central ideas and key events in texts of high complexity.</li> <li>• Determine the intended and precise meaning of most grade-appropriate words including academic and domain-specific words.</li> <li>• Apply appropriate and relevant reasoning and a range of textual evidence to justify analyses or judgments made about intended effects.</li> <li>• Analyze or compare how information is presented within or across texts, identifying relationships among targeted aspects.</li> <li>• Evaluate text structures or genre-specific features or formats from multiple sources of text and identify the impact of those choices on meaning or presentation.</li> </ul>
<b>READING Informational Text Targets 8-14</b>	<ul style="list-style-type: none"> <li>• Cite specific, relevant textual evidence to support conclusions drawn from text.</li> <li>• Interpret the intent and impact of most figurative language and literary devices or cognitive meanings of words and phrases.</li> <li>• Summarize central ideas and key events in texts of high complexity.</li> <li>• Determine the intended and precise meaning of most grade-appropriate words including academic and domain-specific words.</li> <li>• Apply appropriate and relevant reasoning and a range of textual evidence to justify analysis or judgments made about intended effects.</li> <li>• Analyze or compare how information is presented within or across texts, identifying relationships among targeted aspects.</li> </ul>

**STATE DEPARTMENT OF EDUCATION  
NOVEMBER 30, 2015  
Threshold Achievement Level Descriptors  
Grade 6 English Language Arts/Literacy**

	<ul style="list-style-type: none"> <li>• Evaluate text structures across texts.</li> </ul>
<p><b>WRITING Targets 1–10</b></p>	<ul style="list-style-type: none"> <li>• Demonstrate effective use of multiple, specific narrative techniques, chronology, and appropriate transitional strategies for coherence.</li> <li>• Demonstrate effective use of precise words and phrases and use relevant descriptive details and sensory language to convey experiences or author’s craft appropriate to purpose, including a conclusion that reflects on the narrated experience.</li> <li>• Demonstrate use of multiple, specific narrative techniques, chronology, and appropriate transitional strategies for coherence when writing longer narrative texts.</li> <li>• Demonstrate effective use of precise language and formal style to organize ideas by stating a focus when writing or revising more than one informational or explanatory paragraph.</li> <li>• Employ advanced text features and visual components appropriate to purpose.</li> <li>• Effectively use an extensive range of language and vocabulary (including academic words, domain-specific vocabulary, and figurative language) and style appropriate to the purpose and audience when revising or composing text.</li> <li>• Effectively apply or edit a piece of writing, demonstrating a strong understanding of Standard English grammar conventions and usage (e.g., capitalization, punctuation, and spelling) when writing.</li> <li>• Effectively use technology, including the Internet, to produce and publish writing.</li> </ul>
<p><b>SPEAKING/ LISTENING Target 4</b></p>	<ul style="list-style-type: none"> <li>• Effectively engage and interact with media and source materials and account for elements that contribute to points of view.</li> </ul>
<p><b>RESEARCH/ INQUIRY Targets 1–4</b></p>	<ul style="list-style-type: none"> <li>• Employ multimodal resources to advance a sustained exploration of a topic.</li> <li>• Synthesize multiple sources of relevant, authoritative information and discriminate among them to support an analysis.</li> <li>• Search for relevant information from diverse authoritative sources.</li> <li>• Systematically evaluate the uses and limitations of sources.</li> <li>• Generate an authoritative claim.</li> <li>• Evaluate and cite substantial, relevant evidence.</li> </ul>

**STATE DEPARTMENT OF EDUCATION  
NOVEMBER 30, 2015  
Threshold Achievement Level Descriptors  
Grade 7 English Language Arts/Literacy**

The student who just enters Level 2 should be able to:	
<b>READING Literary Text Targets 1-7</b>	<ul style="list-style-type: none"> <li>• Use textual evidence to justify analysis regarding theme, story elements, dialogue, and point of view in texts of low-to-moderate complexity.</li> <li>• Partially summarize central ideas and key events using some details from texts of low-to-moderate complexity.</li> <li>• Partially analyze relationships among literary elements within or across texts of low-to-moderate complexity or differing versions of texts representing various genres and text types.</li> <li>• Partially analyze the structure within or between two or more texts and genre-specific features or formats of texts and the impact of those choices on meaning or presentation.</li> <li>• Partially determine or interpret the impact/intent of literary devices or connotative meaning of contextually used words and phrases and the impact of those word choices on reader interpretation of texts of low-to-moderate complexity.</li> </ul>
<b>READING Informational Text Targets 8-14</b>	<ul style="list-style-type: none"> <li>• Identify textual evidence from sources across disciplines to support conclusions, inferences, connections, and steps to processes.</li> <li>• Partially summarize central ideas, topics/subtopics, key events, or procedures using some supporting ideas and details.</li> <li>• Partially determine connotative and denotative meanings of academic- and domain-specific words/phrases and words with multiple meanings, based on context-word relationships, word structure, and differentiating vocabulary meanings, in texts of low-to-moderate complexity.</li> <li>• Partially apply reasoning and some textual evidence to justify inferences or interpret author's presentation of information; partially delineate and evaluate the argument assessing whether the reasoning is sound.</li> <li>• Partially analyze a case in which two or more texts provide conflicting information on the same topic and identify where the texts disagree on matters of fact or interpretation regarding the authors' points of view.</li> <li>• Partially relate knowledge of text structures and genre-specific features or formats of texts to compare/analyze the impact of those choices on meaning or presentation.</li> <li>• Partially determine or interpret the impact/intent of literary devices or connotative meaning of words and phrases used in context and the impact of those word choices on reader interpretation of texts of low-to-moderate complexity.</li> </ul>
<b>WRITING Targets 1-10</b>	<ul style="list-style-type: none"> <li>• Apply some narrative strategies, textual structures, and transitional strategies for coherence.</li> <li>• Use minimal relevant details when writing or revising brief narrative texts.</li> <li>• Use minimal support and elaboration when writing brief informational/explanatory texts.</li> <li>• Demonstrate some ability to use appropriate text features.</li> <li>• Produce argumentative texts and attempt to acknowledge a counterclaim.</li> <li>• Demonstrate some awareness of audience and purpose when writing.</li> <li>• Pay limited attention to word choice and/or syntax.</li> <li>• Plan, write, revise, and edit argument pieces demonstrating partial ability to state claims about topics or sources.</li> <li>• With some support, use basic language appropriate to the purpose and audience when revising or composing text.</li> <li>• Write or edit texts, demonstrating a partial understanding of Standard English grammar conventions and usage (e.g., capitalization, punctuation, and spelling).</li> <li>• Demonstrate limited use of technology, including the Internet, to produce and publish writing.</li> </ul>

**STATE DEPARTMENT OF EDUCATION  
NOVEMBER 30, 2015  
Threshold Achievement Level Descriptors  
Grade 7 English Language Arts/Literacy**

<b>SPEAKING/ LISTENING</b> Target 4	<ul style="list-style-type: none"> <li>• Have limited engagement and interaction with media and source materials and minimally account for elements that contribute to points of view.</li> </ul>
<b>RESEARCH/ INQUIRY</b> Targets 1-4	<ul style="list-style-type: none"> <li>• Demonstrate minimal research and evaluation skills.</li> <li>• Draw broad conclusions from source materials.</li> <li>• Construct a partial claim with limited use of evidence.</li> <li>• Attempt to summarize main ideas, topics, key events, or procedures in informational texts but use limited supporting or relevant ideas or evidence.</li> <li>• Develop an argument with a claim and minimal support.</li> </ul>
<b>The student who just enters Level 3 should be able to:</b>	
<b>READING Literary Text</b> Targets 1-7	<ul style="list-style-type: none"> <li>• Summarize central ideas/key events using relevant details from texts of moderate complexity to determine a theme and provide an objective summary specifically relating analysis to character, setting, and plot.</li> <li>• Determine precise meaning of words and distinguish connotative and figurative meanings of academic- and domain-specific words/phrases.</li> <li>• Use a range of relevant textual evidence to justify analysis regarding theme, story elements, dialogue, and point of view (e.g., suspense, humor, dramatic irony) in texts of moderate complexity.</li> <li>• Analyze relationships among literary elements by comparing and contrasting them within or across texts of moderate complexity or differing versions of texts representing various genres and text types.</li> <li>• Analyze the structures of two or more texts and genre-specific features or formats of texts and the impact of those choices on meaning or presentation.</li> <li>• Determine or interpret the impact/intent of literary devices or connotative meaning of contextually used words and phrases and the impact of those word choices on reader interpretation of texts of moderate complexity.</li> </ul>
<b>READING Informational Text</b> Targets 8-14	<ul style="list-style-type: none"> <li>• Identify several pieces of relevant textual evidence from sources across disciplines to support conclusions, inferences, connections, and steps to processes.</li> <li>• Summarize central ideas, topics/subtopics, key events, or procedures using relevant supporting ideas and details.</li> <li>• Determine connotative and denotative meanings of academic- and domain-specific words/phrases and words with multiple meanings, based on context-word relationships, word structure, and differentiating vocabulary meanings, in texts of moderate complexity.</li> <li>• Apply reasoning and a range of textual evidence to justify inferences or interpret author's presentation of information.</li> <li>• Analyze a case in which two or more texts provide conflicting information on the same topic and identify where the texts disagree on matters of fact or interpretation regarding the authors' points of view.</li> <li>• Relate knowledge of text structures and genre-specific features or formats of texts to compare/analyze the impact of those choices on meaning or presentation.</li> <li>• Determine or interpret the impact/intent of literary devices or connotative meaning of words and phrases used in context and the impact of those word choices on reader interpretation of texts of moderate complexity.</li> </ul>



**STATE DEPARTMENT OF EDUCATION  
NOVEMBER 30, 2015  
Threshold Achievement Level Descriptors  
Grade 7 English Language Arts/Literacy**

<p><b>WRITING</b> <b>Targets</b> <b>1–10</b></p>	<ul style="list-style-type: none"> <li>• Apply some narrative strategies when writing or revising one or more paragraphs.</li> <li>• Write longer narrative texts demonstrating use of specific narrative techniques, chronology, and appropriate transitional strategies for coherence.</li> <li>• Employ effective text features and visual components appropriate to purpose.</li> <li>• Demonstrate some ability to plan, write, revise, and edit full argument pieces demonstrating ability to state claims about topics or sources; attend to purpose and audience; organize ideas by stating a context and focus; include structures and appropriate transitional strategies for coherence; identify supporting evidence/reasons and elaboration from credible sources; develop an appropriate conclusion.</li> <li>• Use a range of precise language and vocabulary (including academic words, domain-specific vocabulary, and figurative language) and style appropriate to the purpose and audience when revising or composing text.</li> <li>• Demonstrate some ability to edit a piece of writing, showing an understanding of Standard English grammar conventions and usage (e.g., capitalization, punctuation, and spelling) when writing.</li> <li>• Demonstrate some use of technology, including the Internet, to produce and publish writing.</li> </ul>
<p><b>SPEAKING/ LISTENING</b> <b>Target 4</b></p>	<ul style="list-style-type: none"> <li>• Engage and interact with media and source materials and account for elements that contribute to points of view.</li> </ul>
<p><b>RESEARCH/ INQUIRY</b> <b>Targets</b> <b>1–4</b></p>	<ul style="list-style-type: none"> <li>• Use research/inquiry methods to explore a topic.</li> <li>• Select from and adequately analyze sources from a variety of perspectives and present findings.</li> <li>• Adequately analyze authoritative sources of evidence with some diversity of formats to support a presentation.</li> <li>• Search for relevant authoritative information and evaluate the uses and limitations of source material.</li> <li>• Generate a specific debatable claim or main idea and cite some relevant evidence.</li> </ul>
<p><b>The student who just enters Level 4 should be able to:</b></p>	
<p><b>READING</b> <b>Literary Text</b> <b>Targets</b> <b>1–7</b></p>	<ul style="list-style-type: none"> <li>• Evaluate precise meaning of words and distinguish connotative and figurative meanings of academic- and domain-specific words/phrases.</li> <li>• Evaluate meaning of words with multiple meanings based on context-word relationships and word structures; thoroughly differentiate vocabulary meanings in texts of high complexity.</li> <li>• Summarize central ideas and key events using the most significant details from longer portions of texts of high complexity.</li> <li>• Cite strong and varied textual evidence to justify analysis regarding theme, story elements, dialogue, and point of view (e.g., suspense, humor, dramatic irony) in texts of high complexity.</li> <li>• Analyze relationships by comparing and contrasting them among literary elements within or across texts of high complexity.</li> <li>• Evaluate the structures of two or more texts and genre-specific features or formats of texts and the impact of those choices on meaning or presentation.</li> <li>• Evaluate and interpret the impact and intent of literary devices or connotative meaning of contextually used words and phrases and the impact of those word choices on reader interpretation of texts of high complexity.</li> </ul>

**STATE DEPARTMENT OF EDUCATION  
NOVEMBER 30, 2015  
Threshold Achievement Level Descriptors  
Grade 7 English Language Arts/Literacy**

<p><b>READING</b> <b>Informational</b> <b>Text</b> <b>Targets</b> <b>8–14</b></p>	<ul style="list-style-type: none"> <li>• Identify several pieces of strong and varied textual evidence from sources across disciplines to support conclusions, inferences, connections, and steps to processes.</li> <li>• Summarize central ideas, topics/subtopics, key events, or procedures using strong supporting ideas and details with texts of high complexity.</li> <li>• Determine connotative and denotative meanings of academic- and domain-specific words/phrases and words with multiple meanings, based on context-word relationships, word structure, and differentiating vocabulary meanings, in texts of texts of high complexity.</li> <li>• Effectively apply reasoning and a range of textual evidence to justify inferences or interpret author's presentation of information.</li> <li>• Delineate and evaluate the argument assessing whether the reasoning is sound.</li> <li>• Effectively analyze a case in which two or more texts provide conflicting information on the same topic and identify where the texts disagree on matters of fact or interpretation regarding the authors' points of view.</li> <li>• Relate knowledge of text structures and genre-specific features or formats of texts of high complexity to compare/analyze the impact of those choices on meaning or presentation.</li> <li>• Evaluate or interpret the impact/intent of literary devices or connotative meaning of words and phrases used in context and the impact of those word choices on reader interpretation of texts of high complexity.</li> </ul>
<p><b>WRITING</b> <b>Targets</b> <b>1–10</b></p>	<ul style="list-style-type: none"> <li>• Demonstrate effective use of multiple, specific narrative techniques, chronology, and appropriate transitional strategies for coherence.</li> <li>• Demonstrate effective use of precise words and phrases and use relevant descriptive details and sensory language to convey experiences or authors' craft appropriate to purpose, including a conclusion that reflects on the narrated experience.</li> <li>• Demonstrate use of multiple, specific narrative techniques, chronology, and appropriate transitional strategies for coherence when writing longer narrative texts.</li> <li>• Demonstrate effective use of precise language and formal style to organize ideas by stating a focus when writing or revising more than one informational or explanatory paragraph.</li> <li>• Employ advanced text features and visual components appropriate to purpose.</li> <li>• Effectively use an extensive range of language and vocabulary (including academic words, domain-specific vocabulary, and figurative language) and style appropriate to the purpose and audience when revising or composing text.</li> <li>• Effectively write or edit texts, demonstrating a strong understanding of Standard English grammar conventions and usage (e.g., capitalization, punctuation, and spelling).</li> <li>• Effectively use technology, including the Internet, to produce and publish writing.</li> </ul>
<p><b>SPEAKING/ LISTENING</b> <b>Target 4</b></p>	<ul style="list-style-type: none"> <li>• Effectively engage and interact with media and source materials and account for elements that contribute to points of view.</li> </ul>
<p><b>RESEARCH/ INQUIRY</b> <b>Targets</b> <b>1–4</b></p>	<ul style="list-style-type: none"> <li>• Employ multimodal resources to advance a sustained exploration of a topic.</li> <li>• Synthesize multiple sources of relevant, authoritative information and discriminate among them to support an analysis.</li> <li>• Search for relevant information from diverse authoritative sources.</li> <li>• Systematically evaluate sources' uses and limitations.</li> <li>• Generate an authoritative claim.</li> <li>• Evaluate and cite substantial, relevant evidence.</li> </ul>

**STATE DEPARTMENT OF EDUCATION  
NOVEMBER 30, 2015  
Threshold Achievement Level Descriptors  
Grade 8 English Language Arts/Literacy**

The student who just enters Level 2 should be able to:	
<b>READING Literary Text Targets 1-7</b>	<ul style="list-style-type: none"> <li>• Cite textual evidence to justify analysis regarding theme, story elements, dialogue, and point of view in texts of low-to-moderate complexity.</li> <li>• Partially summarize central ideas and key events using some details from texts of low-to-moderate complexity.</li> <li>• Partially analyze relationships within or between literary elements within or across texts of low-to-moderate complexity or in differing versions of texts representing various genres and text types.</li> <li>• Partially analyze the structure of two or more texts and genre-specific features or formats of texts of low-to-moderate complexity and the impact of those choices on meaning or presentation.</li> <li>• Partially determine or interpret the impact/intent of literary devices or connotative meaning of contextually used words and phrases and the impact of those word choices on reader interpretation of texts of low-to-moderate complexity.</li> </ul>
<b>READING Informational Text Targets 8-14</b>	<ul style="list-style-type: none"> <li>• Identify textual evidence from sources across disciplines to support conclusions, inferences, connections, and steps to processes.</li> <li>• Partially summarize central ideas, topics/subtopics, key events, or procedures using some supporting ideas and details.</li> <li>• Partially determine connotative and denotative meanings of academic- and domain-specific words/phrases and words with multiple meanings, based on context-word relationships and word structures, and differentiate vocabulary meanings in texts of low-to-moderate complexity.</li> <li>• Partially apply reasoning and some textual evidence to justify inferences or interpret author's presentation of information; partially delineate and evaluate the argument assessing whether the reasoning is sound.</li> <li>• Partially analyze a case in which two or more texts provide conflicting information on the same topic and identify where the texts disagree on matters of fact or interpretation regarding the authors' point of view.</li> <li>• Partially relate knowledge of text structures and genre-specific features or formats of texts of low-to-moderate complexity to compare/analyze the impact of those choices on meaning or presentation.</li> <li>• Partially determine or interpret the impact/intent of literary devices or connotative meaning of words and phrases used in context and the impact of those word choices on reader interpretation of texts of low-to-moderate complexity.</li> </ul>
<b>WRITING Targets 1-10</b>	<ul style="list-style-type: none"> <li>• Apply some narrative strategies, textual structures, and transitional strategies for coherence.</li> <li>• Use minimal relevant details when writing or revising brief narrative texts.</li> <li>• Use minimal support and elaboration when writing brief informational/explanatory texts.</li> <li>• Demonstrate some ability to use appropriate text features.</li> <li>• Produce argumentative texts and attempt to acknowledge a counterclaim.</li> <li>• Demonstrate some awareness of audience and purpose when writing.</li> <li>• Pay limited attention to word choice and/or syntax.</li> <li>• Plan, write, revise, and edit argument pieces demonstrating partial ability to state claims about topics or sources.</li> <li>• With some support use basic language appropriate to the purpose and audience when revising or composing text.</li> <li>• Apply or edit a piece of writing, demonstrating a partial understanding of Standard English</li> </ul>

**STATE DEPARTMENT OF EDUCATION  
NOVEMBER 30, 2015  
Threshold Achievement Level Descriptors  
Grade 8 English Language Arts/Literacy**

	<p>grammar conventions and usage (e.g., capitalization, punctuation, and spelling) when writing.</p> <ul style="list-style-type: none"> <li>• Demonstrate limited use of technology, including the Internet, to produce and publish writing.</li> </ul>
<b>SPEAKING/ LISTENING Target 4</b>	<ul style="list-style-type: none"> <li>• Have limited engagement and interaction with media and source materials and minimally account for elements that contribute to points of view.</li> </ul>
<b>RESEARCH/ INQUIRY Targets 1-4</b>	<ul style="list-style-type: none"> <li>• Demonstrate minimal research and evaluation skills.</li> <li>• Draw broad conclusions from source materials.</li> <li>• Construct a partial claim with limited use of evidence.</li> <li>• Attempt to summarize main ideas, topics, key events, or procedures in informational texts but use limited supporting or relevant ideas or evidence.</li> <li>• Develop an argument with a claim and minimal support.</li> </ul>
<b>The student who just enters Level 3 should be able to:</b>	
<b>READING Literary Text Targets 1-7</b>	<ul style="list-style-type: none"> <li>• Summarize central ideas/key events using relevant details from texts of moderate complexity to determine a theme and provide an objective summary specifically relating analysis to character, setting, and plot.</li> <li>• Determine precise meaning of words and distinguish connotative and figurative meanings of academic- and domain-specific words and phrases.</li> <li>• Cite a range of relevant textual evidence to justify analysis regarding theme, story elements, dialogue, and point of view (e.g., suspense, humor, dramatic irony) in texts of moderate complexity.</li> <li>• Analyze relationships among literary elements by comparing and contrasting theme within texts of moderate complexity or in differing versions of texts representing various genres and text types.</li> <li>• Analyze the structures of two or more texts and genre-specific features or formats of texts of moderate complexity and the impact of those choices on meaning or presentation.</li> <li>• Determine or interpret the impact/intent of literary devices or connotative meaning of contextually used words and phrases and the impact of those word choices on reader interpretation of texts of moderate complexity.</li> </ul>
<b>READING Informational Text Targets 8-14</b>	<ul style="list-style-type: none"> <li>• Identify several pieces of relevant textual evidence from sources across disciplines to support conclusions, inferences, connections, and steps to processes.</li> <li>• Summarize central ideas, topics/subtopics, key events, or procedures using relevant supporting ideas and details.</li> <li>• Determine connotative and denotative meanings of words and phrases.</li> <li>• Apply reasoning and a range of textual evidence to justify inferences or interpret author's presentation of information.</li> <li>• Analyze a case in which two or more texts provide conflicting information on the same topic and identify where the texts disagree on matters of fact or interpretation regarding the authors' points of view.</li> <li>• Relate knowledge of text structures and genre-specific features or formats of texts of moderate complexity to compare/analyze the impact of those choices on meaning or presentation.</li> <li>• Determine or interpret the impact/intent of literary devices or connotative meaning of words and phrases used in context and the impact of those word choices on reader interpretation of texts of moderate complexity.</li> </ul>

**STATE DEPARTMENT OF EDUCATION  
NOVEMBER 30, 2015  
Threshold Achievement Level Descriptors  
Grade 8 English Language Arts/Literacy**

<p><b>WRITING</b> <b>Targets</b> <b>1–10</b></p>	<ul style="list-style-type: none"> <li>• Apply some narrative strategies when writing or revising one or more paragraphs.</li> <li>• Write longer narrative texts demonstrating use of specific narrative strategies, structures, and appropriate transitional strategies for coherence.</li> <li>• Employ effective text features and visual components appropriate to purpose.</li> <li>• Demonstrate some ability to plan, write, revise, and edit full argument pieces demonstrating ability to state claims about topics or sources; attend to purpose and audience; organize ideas by stating a context and focus; include structures and appropriate transitional strategies for coherence; identify supporting evidence/reasons and elaboration from credible sources; and develop an appropriate conclusion.</li> <li>• Use a range of precise language and vocabulary (including academic words, domain-specific vocabulary, and figurative language) and style appropriate to the purpose and audience when revising or composing text.</li> <li>• Demonstrate some ability to edit a piece of writing, showing an understanding of Standard English grammar conventions and usage (e.g., capitalization, punctuation, and spelling) when writing.</li> <li>• Demonstrate some use of technology, including the Internet, to produce and publish writing.</li> </ul>
<p><b>SPEAKING/ LISTENING</b> <b>Target 4</b></p>	<ul style="list-style-type: none"> <li>• Engage and interact with media and source materials and account for elements that contribute to points of view.</li> </ul>
<p><b>RESEARCH/ INQUIRY</b> <b>Targets</b> <b>1–4</b></p>	<ul style="list-style-type: none"> <li>• Use research/inquiry methods to explore a topic.</li> <li>• Select from and adequately analyze sources from a variety of perspectives and present findings.</li> <li>• Adequately analyze authoritative sources of evidence with some diversity of formats to support a presentation.</li> <li>• Search for relevant authoritative information and evaluate the uses and limitations of source material.</li> <li>• Generate a specific debatable claim or main idea and cite some relevant evidence.</li> </ul>
<p><b>The student who just enters Level 4 should be able to:</b></p>	
<p><b>READING Literary Text</b> <b>Targets</b> <b>1–7</b></p>	<ul style="list-style-type: none"> <li>• Evaluate precise meaning of words and distinguish connotative and figurative meanings of academic- and domain-specific words and phrases.</li> <li>• Evaluate meaning of words with multiple meanings based on context-word relationships and word structures; thoroughly differentiate vocabulary meanings in texts of high complexity.</li> <li>• Summarize central ideas and key events using the most significant details from longer portions of texts of high complexity.</li> <li>• Cite strong and varied textual evidence to justify analysis regarding theme, story elements, dialogue, and point of view (e.g., suspense, humor, dramatic irony) in texts of high complexity.</li> <li>• Analyze relationships by comparing and contrasting them among literary elements within or across texts of high complexity.</li> <li>• Evaluate the structures of two or more texts and genre-specific features or formats of texts of high complexity and the impact of those choices on meaning or presentation.</li> <li>• Evaluate and interpret the impact and intent of literary devices or connotative meaning of contextually used words and phrases and the impact of those word choices on reader interpretation of texts of high complexity.</li> </ul>
<p><b>READING</b></p>	<ul style="list-style-type: none"> <li>• Identify several pieces of strong and varied textual evidence from sources across</li> </ul>

**STATE DEPARTMENT OF EDUCATION  
NOVEMBER 30, 2015  
Threshold Achievement Level Descriptors  
Grade 8 English Language Arts/Literacy**

<p><b>Informational Text Targets 8–14</b></p>	<p>disciplines to support conclusions, inferences, connections, and steps to processes.</p> <ul style="list-style-type: none"> <li>• Summarize central ideas, topics/subtopics, key events, or procedures using strong supporting ideas and details.</li> <li>• Determine connotative and denotative meanings of academic- and domain-specific words/phrases and words with multiple meanings, based on context-word relationships, word structures, and differentiating vocabulary meanings in texts of high complexity.</li> <li>• Apply reasoning and a range of textual evidence to justify inferences or interpret author's presentation of information.</li> <li>• Delineate and evaluate the argument assessing whether the reasoning is sound.</li> <li>• Effectively analyze a case in which two or more texts provide conflicting information on the same topic and identify where the texts disagree on matters of fact or interpretation regarding the authors' points of view.</li> <li>• Relate knowledge of text structures and genre-specific features or formats of texts of high complexity to compare/analyze the impact of those choices on meaning or presentation.</li> <li>• Evaluate or interpret the impact/intent of literary devices or connotative meaning of words and phrases used in context and the impact of those word choices on reader interpretation of texts of high complexity.</li> </ul>
<p><b>WRITING Targets 1–10</b></p>	<ul style="list-style-type: none"> <li>• Demonstrate effective use of multiple, specific narrative strategies, structures, and appropriate transitional strategies for coherence.</li> <li>• Demonstrate effective use of precise words and phrases and use relevant descriptive details and sensory language to convey experiences or authors' craft appropriate to purpose, including a conclusion that reflects on the narrated experience.</li> <li>• Demonstrate use of multiple, specific narrative strategies, structures, and appropriate transitional strategies for coherence when writing longer narrative texts.</li> <li>• Demonstrate effective use of precise language and formal style to organize ideas by stating a focus when writing or revising more than one informational or explanatory paragraph.</li> <li>• Employ advanced text features and visual components appropriate to purpose.</li> <li>• Effectively use an extensive range of language and vocabulary (including academic words, domain-specific vocabulary, and figurative language) and style appropriate to the purpose and audience when revising or composing text.</li> <li>• Effectively write or edit texts, demonstrating a strong understanding of Standard English grammar conventions and usage (e.g., capitalization, punctuation, and spelling).</li> <li>• Effectively use technology, including the Internet, to produce and publish writing.</li> </ul>
<p><b>SPEAKING/ LISTENING Target 4</b></p>	<ul style="list-style-type: none"> <li>• Thoroughly engage and interact with media and source materials and account for elements that contribute to points of view.</li> </ul>
<p><b>RESEARCH/ INQUIRY Targets 1–4</b></p>	<ul style="list-style-type: none"> <li>• Employ multimodal resources to advance a sustained exploration of a topic.</li> <li>• Synthesize multiple sources of relevant, authoritative information and discriminate among them to support an analysis.</li> <li>• Search for relevant information from diverse authoritative sources.</li> <li>• Systematically evaluate uses and limitations of sources.</li> <li>• Generate an authoritative claim.</li> <li>• Evaluate and cite substantial, relevant evidence.</li> </ul>

**STATE DEPARTMENT OF EDUCATION  
NOVEMBER 30, 2015  
Threshold Achievement Level Descriptors  
Grade 11 English Language Arts/Literacy**

The student who just enters Level 2 should be able to:	
<b>READING Literary Text Targets 1-7</b>	<ul style="list-style-type: none"> <li>• Identify key textual evidence to attempt to support simple inferences or conclusions.</li> <li>• Provide a simple summary of key events and/or details of a text.</li> <li>• Use sentence- and paragraph-level context and resources to determine meanings of most grade-level words.</li> <li>• Apply partial reasoning and use key textual evidence to begin to justify inferences or judgments made about text.</li> <li>• Analyze some interrelationships of literary elements in texts of low to moderate complexity.</li> <li>• Describe basic text structures and genre-specific features or formats and show a limited understanding of their impact.</li> <li>• Identify elements that contribute to points of view and how they impact meaning.</li> <li>• Identify and determine meaning and impact of figurative language.</li> </ul>
<b>READING Informational Text Targets 8-14</b>	<ul style="list-style-type: none"> <li>• Identify key textual evidence to attempt to support simple inferences, analysis, interpretations, or conclusions.</li> <li>• Provide a simple summary of key events and/or details of a text.</li> <li>• Use sentence- and paragraph-level context and resources to determine meanings of words.</li> <li>• Apply partial reasoning and use key textual evidence to begin to justify inferences or judgments made about text.</li> <li>• Analyze the connection of ideas within and between texts of low-to-moderate complexity.</li> <li>• Describe basic text structures and genre-specific features or formats and show a limited understanding of their impact.</li> <li>• Demonstrate emerging knowledge of obvious genre interpretations and ideas.</li> <li>• Have limited engagements and interaction with source materials in common.</li> <li>• Partially account for elements that contribute to points of view.</li> <li>• Identify and begin to determine meaning and impact of figurative language.</li> </ul>
<b>WRITING Targets: 1 and 3-10</b>	<ul style="list-style-type: none"> <li>• Apply some narrative strategies, textual structures, and transitional strategies for coherence.</li> <li>• Use minimal relevant details when writing or revising brief narrative texts.</li> <li>• Use minimal support and elaboration when writing brief informational/explanatory texts.</li> <li>• Demonstrate some ability to use appropriate text features.</li> <li>• Produce argumentative texts and attempt to acknowledge a counterclaim.</li> <li>• Demonstrate some awareness of audience and purpose when writing.</li> <li>• Pay limited attention to word choice and/or syntax.</li> <li>• Demonstrate some understanding of the conventions of grade-appropriate Standard English grammar usage and mechanics to clarify a message.</li> <li>• Apply some revisions to narrative, informational, and argument texts.</li> <li>• Use basic technology, with support, for gathering information, making revisions, or producing texts.</li> </ul>
<b>SPEAKING/ LISTENING Target 4</b>	<ul style="list-style-type: none"> <li>• Have limited engagement and interaction with media and source materials and minimally account for elements that contribute to points of view.</li> </ul>
<b>RESEARCH/ INQUIRY Targets</b>	<ul style="list-style-type: none"> <li>• Demonstrate minimal research and evaluation skills.</li> <li>• Draw broad conclusions from source materials.</li> </ul>

**STATE DEPARTMENT OF EDUCATION  
NOVEMBER 30, 2015  
Threshold Achievement Level Descriptors  
Grade 11 English Language Arts/Literacy**

<b>1-4</b>	<ul style="list-style-type: none"> <li>• Construct a partial or undeveloped claim with limited use of evidence.</li> <li>• Attempt to summarize main ideas, topics, key events, or procedures in informational texts but use limited supporting or relevant ideas or evidence.</li> <li>• Develop an argument with a claim and minimal support.</li> </ul>
<b>The student who just enters Level 3 should be able to:</b>	
<b>READING Literary Text Targets 1-7</b>	<ul style="list-style-type: none"> <li>• Cite adequate textual evidence to support most inferences made or conclusions drawn about texts of moderate complexity.</li> <li>• Summarize themes and some analysis of thematic development over the course of the text using relevant details.</li> <li>• Determine intended meanings of most words, including distinguishing connotation/denotation, figurative language, and words with multiple meanings based on context, word patterns, word relationships, etymology, or use of specialized resources.</li> <li>• Apply sufficient reasoning and a range of textual evidence to justify most inferences or judgments made about texts.</li> <li>• Adequately analyze interrelationships among literary elements within a text or multiple interpretations of text (including texts from the same period with similar themes, topics, or source materials).</li> <li>• Partially analyze text structures, genre-specific features, or formats (visual/graphic/auditory effects) of text and explain the impact(s) of those choices on meaning or presentation.</li> <li>• Partially analyze the figurative (e.g., euphemism, oxymoron, hyperbole, paradox) and connotative meanings of words and phrases used in context and the impact(s) of those word choices on meaning and tone.</li> </ul>
<b>READING Informational Text Targets 8-14</b>	<ul style="list-style-type: none"> <li>• Cite adequate textual evidence to support most inferences made or conclusions drawn about texts of moderate complexity.</li> <li>• Summarize central ideas, topics, key events, or procedures from a text using sufficient supporting ideas and relevant details.</li> <li>• Determine intended meanings of most words, including distinguishing connotation/denotation, figurative language, and words with multiple meanings based on context, word patterns, word relationships, etymology, or use of specialized resources.</li> <li>• Apply reasoning and a sufficient range of textual evidence to justify analyses of author's presentation of moderately complex information.</li> <li>• Adequately support a basic analysis of a moderately complex text to show how some connections are made in development of ideas or events or development of topics, themes, or rhetorical features.</li> <li>• Adequately support a basic analysis of text structures and/or text features and determine an impact of text structures and/or text features on meaning or presentation.</li> <li>• Partially analyze the figurative (e.g., euphemism, oxymoron, hyperbole, paradox) or connotative meanings of words and phrases used in context and partially explain the impact of these word choices on meaning and tone.</li> </ul>
<b>WRITING Targets 1 and 3-10</b>	<ul style="list-style-type: none"> <li>• Apply some narrative strategies, text structures, and some transitional strategies for coherence using some relevant details and precise words and phrases in writing or revising brief narrative texts.</li> <li>• Apply some strategies when writing or revising brief informational/explanatory texts to develop a topic by organizing ideas, using appropriate language to maintain a suitable focus/ tone, and including some relevant supporting evidence.</li> </ul>



**STATE DEPARTMENT OF EDUCATION  
NOVEMBER 30, 2015  
Threshold Achievement Level Descriptors  
Grade 11 English Language Arts/Literacy**

	<ul style="list-style-type: none"> <li>• Write full informational/explanatory texts appropriate for purpose and audience by organizing ideas, using appropriate language to maintain a suitable focus/tone, and gathering, assessing, and integrating some relevant supporting evidence from both print and digital sources.</li> <li>• Use text features (e.g., formatting, graphics, multimedia) with some attention to audience and purpose.</li> <li>• Apply strategies when writing or revising brief argumentative texts to develop a claim by organizing and citing some supporting evidence and counterclaims, providing transitional strategies for coherence, and using language to maintain a suitable focus/tone.</li> <li>• Write full argumentative texts to develop a specific claim by integrating some relevant supporting evidence from both print and digital sources, to develop claims and counterclaims that are appropriate for audience and purpose, to provide a concluding statement, and to use language to maintain a suitable focus/tone.</li> <li>• Demonstrate attempts to use varied syntax, vocabulary (including some academic and domain-specific vocabulary and figurative language), and style appropriate to the purpose and audience when revising and composing texts.</li> <li>• Apply and edit most conventions of grade-appropriate, Standard English grammar usage and mechanics.</li> <li>• Follow directions when using tools of technology to gather information, make revisions, or produce texts.</li> </ul>
<p><b>SPEAKING/ LISTENING Target 4</b></p>	<ul style="list-style-type: none"> <li>• Synthesize content from source materials and media, discriminating for relevance among a range of rhetorical presentations of information.</li> <li>• Listen for point of view and begin to analyze perspective and motivation in a speaker's assumptions, connections, use of vocabulary, unstated premises, and rhetorical choices.</li> </ul>
<p><b>RESEARCH/ INQUIRY Targets 1-4</b></p>	<ul style="list-style-type: none"> <li>• Use research/inquiry methods to explore a topic.</li> <li>• Select from and adequately analyze sources from a variety of perspectives and present findings.</li> <li>• Adequately analyze authoritative sources of evidence with some diversity of formats to support a presentation.</li> <li>• Search for relevant authoritative information and evaluate the uses and limitations of source material.</li> <li>• Generate a specific debatable claim or main idea and cite some relevant evidence.</li> </ul>
<p><b>The student who just enters Level 4 should be able to:</b></p>	
<p><b>READING Literary Text Targets 1-7</b></p>	<ul style="list-style-type: none"> <li>• Identify and analyze textual evidence in texts of high complexity.</li> <li>• Provide an effective summary and analysis of thematic development over the course of a text using an appropriate level of relevant evidence.</li> <li>• Determine intended, precise, or nuanced meanings of words, including distinguishing connotation/denotation, figurative language, words with multiple meanings, and specialized academic language.</li> <li>• Apply reasoning and a thorough range of textual evidence to justify inferences or judgments made about texts.</li> <li>• Analyze the figurative and connotative meanings of words and phrases used in context and explain the complex impact(s) of those word choices on meaning and tone.</li> <li>• Apply reasoning and a range of textual evidence to justify inferences and judgments made about texts of high complexity.</li> </ul>

**STATE DEPARTMENT OF EDUCATION  
NOVEMBER 30, 2015  
Threshold Achievement Level Descriptors  
Grade 11 English Language Arts/Literacy**

	<ul style="list-style-type: none"> <li>• Analyze the interrelationships among literary elements in texts of high complexity to show how connections are made in development of complex ideas or events.</li> <li>• Analyze the effectiveness and impact of text structures and/or text features of texts of high complexity.</li> <li>• Analyze figurative and connotative meanings of words and phrases in texts of high complexity.</li> </ul>
<b>READING</b> <b>Informational Text</b> <b>Targets 8–14</b>	<ul style="list-style-type: none"> <li>• Identify and analyze textual evidence in texts of high complexity.</li> <li>• Provide full analysis of the development of central ideas over the course of a text using an appropriate level of relevant evidence.</li> <li>• Determine intended, precise, or nuanced meanings of words, including distinguishing connotation/ denotation, figurative language, words with multiple meanings, and specialized academic language.</li> <li>• Apply reasoning and a full range of textual evidence to justify inferences and judgments made about texts of high complexity.</li> <li>• Analyze the figurative and connotative meanings of words and phrases used in context and explain the complex impact(s) of those word choices on meaning and tone.</li> <li>• Apply thorough reasoning and a range of textual evidence to justify analyses of author’s presentation of information in texts of high complexity.</li> <li>• Analyze texts of high complexity to show how connections are made in development of complex ideas or events.</li> <li>• Analyze the effectiveness and impact of text structures and/or text features of highly complex texts.</li> <li>• Analyze figurative and connotative meanings of words and phrases in texts of high complexity.</li> </ul>
<b>WRITING</b> <b>Targets 1 and 3–10</b>	<ul style="list-style-type: none"> <li>• Apply effective writing strategies and processes when writing and revising texts for all purposes.</li> <li>• Use precise language.</li> <li>• Use relevant and persuasive evidence.</li> <li>• Assess and synthesize supporting evidence.</li> <li>• Select technological tools based on appropriateness.</li> <li>• Apply grade-appropriate editing and revising skills.</li> </ul>
<b>SPEAKING/ LISTENING</b> <b>Target 4</b>	<ul style="list-style-type: none"> <li>• Synthesize diverse source materials from diverse perspectives delivered orally or through audiovisual materials.</li> <li>• Systematically evaluate the ways that uses of evidence, implicit premises, and rhetorical stylistic choices enhance or undermine points of view.</li> </ul>
<b>RESEARCH/ INQUIRY</b> <b>Targets 1–4</b>	<ul style="list-style-type: none"> <li>• Employ multimodal resources to advance a persuasive and sustained exploration of a topic.</li> <li>• Synthesize multiple sources of relevant, authoritative information and discriminate among them to support an analysis.</li> <li>• Search for relevant information from diverse authoritative sources.</li> <li>• Systematically evaluate the uses and limitations of sources.</li> <li>• Generate authoritative claim.</li> <li>• Evaluate and cite substantial, relevant evidence.</li> </ul>

**STATE DEPARTMENT OF EDUCATION  
NOVEMBER 30, 2015  
Threshold Achievement Level Descriptors  
Grade 3 Mathematics**

The student who just enters Level 2 should be able to:	
<b>CONCEPTS AND PROCEDURES</b> <b>Targets A, B, C, and D:</b> <b>Operations and Algebraic Thinking</b>	<ul style="list-style-type: none"> <li>• Use multiplication and division within 100 to solve one-step mathematical problems involving arrays.</li> <li>• Determine the unknown number in a multiplication equation relating three whole numbers.</li> <li>• Apply the Commutative property of multiplication to mathematical problems with one-digit factors.</li> <li>• Recall from memory all products of two one-digit numbers.</li> <li>• Solve one- and two-step problems using all four operations with one- and two-digit numbers.</li> <li>• Identify patterns in the addition table.</li> </ul>
<b>CONCEPTS AND PROCEDURES</b> <b>Target E:</b> <b>Number and Operations – Base Ten</b>	<ul style="list-style-type: none"> <li>• Round whole numbers to the nearest 10 or 100.</li> </ul>
<b>CONCEPTS AND PROCEDURES</b> <b>Target F:</b> <b>Number and Operations– Fractions</b>	<ul style="list-style-type: none"> <li>• Identify a fraction on a number line.</li> </ul>
<b>CONCEPTS AND PROCEDURES</b> <b>Targets G and I:</b> <b>Measurement and Data</b>	<ul style="list-style-type: none"> <li>• Tell and write time to the nearest minute and measure liquid volumes and masses of objects using metric units of liters, grams, and kilograms.</li> <li>• Count unit squares to find the area of rectilinear figures.</li> </ul>
<b>CONCEPTS AND PROCEDURES</b> <b>Targets H and J:</b> <b>Measurement and Data</b>	<ul style="list-style-type: none"> <li>• Generate measurement data by measuring lengths using rulers marked with half-inch intervals.</li> <li>• Solve mathematical problems involving perimeters of polygons, including finding an unknown side length given the perimeter.</li> </ul>
<b>CONCEPTS AND PROCEDURES</b> <b>Target K:</b> <b>Geometry</b>	<ul style="list-style-type: none"> <li>• Partition shapes into parts with equal areas.</li> </ul>
<b>PROBLEM SOLVING &amp; MODELING AND DATA ANALYSIS</b>	<ul style="list-style-type: none"> <li>• Select tools to solve a familiar and moderately scaffolded problem and apply them with partial accuracy.</li> <li>• Use the necessary elements given in a problem situation to solve a problem.</li> <li>• Apply mathematics to propose solutions by identifying important quantities and by locating missing information from relevant external resources.</li> </ul>
<b>COMMUNICATING REASONING</b>	<ul style="list-style-type: none"> <li>• Find and identify the flaw in an argument.</li> </ul>

**STATE DEPARTMENT OF EDUCATION  
NOVEMBER 30, 2015  
Threshold Achievement Level Descriptors  
Grade 3 Mathematics**

The student who just enters Level 3 should be able to:	
<b>CONCEPTS AND PROCEDURES</b> <b>Targets A, B, C, and D:</b> <b>Operations and Algebraic Thinking</b>	<ul style="list-style-type: none"> <li>• Select the appropriate operation to solve one-step problems involving equal groups and arrays.</li> <li>• Use the properties of operations to multiply within the 10 by 10 multiplication table.</li> <li>• Fluently multiply within 100.</li> <li>• Solve two-step problems using addition and subtraction with numbers larger than 100 and solutions within 1,000.</li> </ul>
<b>CONCEPTS AND PROCEDURES</b> <b>Target E:</b> <b>Number and Operations – Base Ten</b>	<ul style="list-style-type: none"> <li>• Fluently add within 1,000, using strategies or algorithms based on place value understanding, properties of arithmetic, and/or the relationship between addition and subtraction.</li> </ul>
<b>CONCEPTS AND PROCEDURES</b> <b>Target F:</b> <b>Number and Operations– Fractions</b>	<ul style="list-style-type: none"> <li>• Represent a fraction on a number line with partitioning.</li> </ul>
<b>CONCEPTS AND PROCEDURES</b> <b>Targets G and I:</b> <b>Measurement and Data</b>	<ul style="list-style-type: none"> <li>• Estimate liquid volumes and masses of objects using standard units of grams, kilograms, and liters.</li> <li>• Find the area of a rectilinear figure by multiplying side lengths and by decomposing a rectilinear figure into non-overlapping rectangles and adding them together.</li> </ul>
<b>CONCEPTS AND PROCEDURES</b> <b>Targets H and J:</b> <b>Measurement and Data</b>	<ul style="list-style-type: none"> <li>• Generate measurement data by measuring length using rulers marked with quarter-inch intervals and represent the data on a line plot marked with quarter-inch intervals.</li> <li>• Solve word problems involving perimeters of polygons.</li> </ul>
<b>CONCEPTS AND PROCEDURES</b> <b>Target K:</b> <b>Geometry</b>	<ul style="list-style-type: none"> <li>• Draw examples of quadrilaterals that do not belong to given subcategories by reasoning about their attributes.</li> </ul>
<b>PROBLEM SOLVING &amp; MODELING AND DATA ANALYSIS</b>	<ul style="list-style-type: none"> <li>• Use appropriate tools to accurately solve problems arising in everyday life, society, and the workplace.</li> <li>• Apply mathematics to solve problems by identifying important quantities and mapping their relationship and by stating and using logical assumptions.</li> </ul>
<b>COMMUNICATING REASONING</b>	<ul style="list-style-type: none"> <li>• Use stated assumptions, definitions, and previously established results and examples to identify and repair a flawed argument.</li> <li>• Use previous information to support his or her own reasoning on a routine problem.</li> </ul>

**STATE DEPARTMENT OF EDUCATION  
NOVEMBER 30, 2015  
Threshold Achievement Level Descriptors  
Grade 3 Mathematics**

The student who just enters Level 4 should be able to:	
<b>CONCEPTS AND PROCEDURES</b> <b>Targets A, B, C, and D:</b> <b>Operations and Algebraic Thinking</b>	<ul style="list-style-type: none"> <li>• Use multiplication and division within 100 to solve one-step problems involving measurement quantities of two- or three-digit whole numbers.</li> <li>• Apply strategies in multiplication.</li> <li>• Use relevant ideas or procedures to multiply.</li> <li>• Explain arithmetic patterns.</li> </ul>
<b>CONCEPTS AND PROCEDURES</b> <b>Target E:</b> <b>Number and Operations – Base Ten</b>	<ul style="list-style-type: none"> <li>• Use multiple strategies to fluently add within 1,000.</li> </ul>
<b>CONCEPTS AND PROCEDURES</b> <b>Target F:</b> <b>Number and Operations– Fractions</b>	<ul style="list-style-type: none"> <li>• Represent a fraction approximately on a number line with no partitioning.</li> </ul>
<b>CONCEPTS AND PROCEDURES</b> <b>Targets G and I:</b> <b>Measurement and Data</b>	<ul style="list-style-type: none"> <li>• Solve one-step addition problems involving all time intervals from hours to minutes.</li> <li>• Find the area of a rectilinear figure in a word problem.</li> </ul>
<b>CONCEPTS AND PROCEDURES</b> <b>Targets H and J:</b> <b>Measurement and Data</b>	<ul style="list-style-type: none"> <li>• N/A</li> </ul>
<b>CONCEPTS AND PROCEDURES</b> <b>Target K:</b> <b>Geometry</b>	<ul style="list-style-type: none"> <li>• N/A</li> </ul>
<b>PROBLEM SOLVING &amp; MODELING AND DATA ANALYSIS</b>	<ul style="list-style-type: none"> <li>• Analyze and interpret the context of an unfamiliar situation for problems of increasing complexity.</li> <li>• Begin to solve problems optimally.</li> <li>• Construct multiple plausible solutions and approaches.</li> </ul>
<b>COMMUNICATING REASONING</b>	<ul style="list-style-type: none"> <li>• Begin to construct chains of logic about abstract concepts autonomously.</li> </ul>

**STATE DEPARTMENT OF EDUCATION  
NOVEMBER 30, 2015  
Threshold Achievement Level Descriptors  
Grade 4 Mathematics**

The student who just enters Level 2 should be able to:	
<b>CONCEPTS AND PROCEDURES</b> Target A: Operations and Algebraic Thinking	<ul style="list-style-type: none"> <li>• Add and subtract to solve one-step problems involving an unknown number.</li> </ul>
<b>CONCEPTS AND PROCEDURES</b> Targets B and C: Operations and Algebraic Thinking	<ul style="list-style-type: none"> <li>• Determine whether a given whole number in the range of 1–100 is a multiple of a given one-digit number.</li> <li>• Generate a shape pattern that follows a given rule.</li> </ul>
<b>CONCEPTS AND PROCEDURES</b> Targets D and E: Number and Operations – Base Ten	<ul style="list-style-type: none"> <li>• Look for and use repeated reasoning to generalize place value understanding in order to read and write multi-digit whole numbers less than or equal to 100,000 using base-ten numerals and number names.</li> <li>• Use place value understanding to add and subtract two- and three-digit whole numbers using a standard algorithm.</li> </ul>
<b>CONCEPTS AND PROCEDURES</b> Targets F, G, and H: Number and Operations – Fractions	<ul style="list-style-type: none"> <li>• Recognize equivalent fractions using visual models.</li> <li>• Use visual fraction models to represent a problem.</li> <li>• Express a fraction with denominator 10 as an equivalent fraction with denominator 100.</li> </ul>
<b>CONCEPTS AND PROCEDURES</b> Targets I, J, and K: Measurement and Data	<ul style="list-style-type: none"> <li>• Apply the perimeter formula to rectangles in mathematical problems.</li> <li>• Use data from a given line plot using fractions <math>\frac{1}{2}</math>, <math>\frac{1}{4}</math>, and <math>\frac{1}{8}</math> to solve one-step problems.</li> <li>• Recognize whole-number degrees on a protractor.</li> </ul>
<b>CONCEPTS AND PROCEDURES</b> Target L: Geometry	<ul style="list-style-type: none"> <li>• Identify points, lines, line segments, and rays.</li> </ul>
<b>PROBLEM SOLVING &amp; MODELING AND DATA ANALYSIS</b>	<ul style="list-style-type: none"> <li>• Select tools to solve a familiar and moderately scaffolded problem and apply them with partial accuracy.</li> <li>• Use the necessary elements given in a problem situation to solve a problem.</li> <li>• Apply mathematics to propose solutions by identifying important quantities and by locating missing information from relevant external resources.</li> </ul>
<b>COMMUNICATING REASONING</b>	<ul style="list-style-type: none"> <li>• Find and identify the flaw in an argument.</li> </ul>

**STATE DEPARTMENT OF EDUCATION  
NOVEMBER 30, 2015  
Threshold Achievement Level Descriptors  
Grade 4 Mathematics**

The student who just enters Level 3 should be able to:	
<b>CONCEPTS AND PROCEDURES</b> Target A: Operations and Algebraic Thinking	<ul style="list-style-type: none"> <li>• Multiply and divide to solve one-step problems involving equal groups or arrays.</li> </ul>
<b>CONCEPTS AND PROCEDURES</b> Targets B and C: Operations and Algebraic Thinking	<ul style="list-style-type: none"> <li>• Find factor pairs for whole numbers in the range of 1–100.</li> <li>• Identify apparent features of a pattern in a problem with scaffolding.</li> </ul>
<b>CONCEPTS AND PROCEDURES</b> Targets D and E: Number and Operations – Base Ten	<ul style="list-style-type: none"> <li>• Read and write multi-digit whole numbers less than or equal to 1,000,000 using base-ten numerals, number names, and expanded form.</li> <li>• Multiply four-digit whole numbers by a one-digit number.</li> </ul>
<b>CONCEPTS AND PROCEDURES</b> Targets F, G, and H: Number and Operations – Fractions	<ul style="list-style-type: none"> <li>• Generate equivalent fractions using visual models.</li> <li>• Identify and generate equivalent forms of a fraction with like denominators.</li> <li>• Add two fractions with respective denominators 10 and 100.</li> </ul>
<b>CONCEPTS AND PROCEDURES</b> Targets I, J, and K: Measurement and Data	<ul style="list-style-type: none"> <li>• Represent measurement quantities using diagrams such as number line diagrams that feature a measurement scale.</li> <li>• Interpret data from a line plot to solve problems involving addition of fractions with like denominators by using information presented in line plots.</li> <li>• Construct angles between 0 and 180 degrees in whole-number degrees using a protractor.</li> </ul>
<b>CONCEPTS AND PROCEDURES</b> Target L: Geometry	<ul style="list-style-type: none"> <li>• Draw lines of symmetry for two-dimensional figures.</li> </ul>
<b>PROBLEM SOLVING &amp; MODELING AND DATA ANALYSIS</b>	<ul style="list-style-type: none"> <li>• Use appropriate tools to accurately solve problems arising in everyday life, society, and the workplace.</li> <li>• Apply mathematics to solve problems by identifying important quantities and mapping their relationship and by stating and using logical assumptions.</li> </ul>
<b>COMMUNICATING REASONING</b>	<ul style="list-style-type: none"> <li>• Use stated assumptions, definitions, and previously established results and examples to identify and repair a flawed argument.</li> <li>• Use previous information to support his or her own reasoning on a routine problem.</li> </ul>

**STATE DEPARTMENT OF EDUCATION  
NOVEMBER 30, 2015  
Threshold Achievement Level Descriptors  
Grade 4 Mathematics**

The student who just enters Level 4 should be able to:	
<b>CONCEPTS AND PROCEDURES</b> <b>Target A:</b> <b>Operations and Algebraic Thinking</b>	<ul style="list-style-type: none"> <li>• Assess the reasonableness of answers using mental computation and estimation strategies, including rounding.</li> </ul>
<b>CONCEPTS AND PROCEDURES</b> <b>Targets B and C:</b> <b>Operations and Algebraic Thinking</b>	N/A
<b>CONCEPTS AND PROCEDURES</b> <b>Targets D and E:</b> <b>Number and Operations – Base Ten</b>	N/A
<b>CONCEPTS AND PROCEDURES</b> <b>Targets F, G, and H:</b> <b>Number and Operations – Fractions</b>	<ul style="list-style-type: none"> <li>• Compare two fractions with different numerators and different denominators using <math>&lt;</math>, <math>&gt;</math>, and <math>=</math>.</li> <li>• Compare two decimals to the hundredths using <math>&lt;</math>, <math>&gt;</math>, and <math>=</math> or a number line and justify the conclusions by using visual models.</li> </ul>
<b>CONCEPTS AND PROCEDURES</b> <b>Targets I, J, and K:</b> <b>Measurement and Data</b>	<ul style="list-style-type: none"> <li>• Apply the perimeter formula to rectangles in real-world problems.</li> <li>• Solve addition problems to find unknown angles on a diagram in mathematical problems.</li> </ul>
<b>CONCEPTS AND PROCEDURES</b> <b>Target L:</b> <b>Geometry</b>	N/A
<b>PROBLEM SOLVING &amp; MODELING AND DATA ANALYSIS</b>	<ul style="list-style-type: none"> <li>• Analyze and interpret the context of an unfamiliar situation for problems of increasing complexity.</li> <li>• Begin to solve problems optimally.</li> <li>• Construct multiple plausible solutions and approaches.</li> </ul>
<b>COMMUNICATING REASONING</b>	<ul style="list-style-type: none"> <li>• Begin to construct chains of logic about abstract concepts autonomously.</li> </ul>



**STATE DEPARTMENT OF EDUCATION  
NOVEMBER 30, 2015  
Threshold Achievement Level Descriptors  
Grade 5 Mathematics**

The student who just enters Level 2 should be able to:	
<b>CONCEPTS AND PROCEDURES</b> <b>Targets A and B:</b> <b>Operations and Algebraic Thinking</b>	<ul style="list-style-type: none"> <li>• Write numerical expressions having one set of parentheses, brackets, or braces.</li> <li>• Graph whole number ordered pairs from two whole number numerical patterns on a coordinate plane.</li> </ul>
<b>CONCEPTS AND PROCEDURES</b> <b>Targets C and D:</b> <b>Number and Operations – Base Ten</b>	<ul style="list-style-type: none"> <li>• Understand that in a multi-digit number, a digit in one place represents 10 times as much as it represents in the place to its right.</li> <li>• Demonstrate accuracy in multiplying multi-digit whole numbers and in finding whole number quotients of whole numbers with up to four-digit dividends and two-digit divisors.</li> </ul>
<b>CONCEPTS AND PROCEDURES</b> <b>Targets E and F:</b> <b>Number and Operations – Fractions</b>	<ul style="list-style-type: none"> <li>• Add two fractions and/or mixed numbers with unlike denominators (denominators less than or equal to 6) in mathematical problems.</li> <li>• Use benchmark fractions to estimate and assess the reasonableness of answers (denominators less than or equal to 6).</li> <li>• Multiply a whole number by a mixed number.</li> <li>• Know the effect that a fraction greater than or less than 1 has on a whole number when multiplied.</li> <li>• Use visual models when multiplying two fractions between 0 and 1.</li> <li>• Perform division of a whole number by any unit fraction.</li> <li>• Understand that division of whole numbers can result in fractions.</li> </ul>
<b>CONCEPTS AND PROCEDURES</b> <b>Targets G and H:</b> <b>Measurement and Data</b>	<ul style="list-style-type: none"> <li>• Convert a whole number measurement to a decimal or fractional valued measurement within the same system (e.g., 30 in = ___ ft).</li> <li>• Make a line plot and display data sets in whole and half units.</li> </ul>
<b>CONCEPTS AND PROCEDURES</b> <b>Target I:</b> <b>Measurement and Data</b>	<ul style="list-style-type: none"> <li>• Understand the concept that the volume of a rectangular prism packed with unit cubes is related to the edge lengths.</li> </ul>
<b>CONCEPTS AND PROCEDURES</b> <b>Targets J and K:</b> <b>Geometry</b>	<ul style="list-style-type: none"> <li>• Graph whole number coordinate pairs on a coordinate plane with whole number increments of 2, 5, and 10.</li> <li>• Classify two-dimensional figures into categories by their attributes or properties.</li> </ul>
<b>PROBLEM SOLVING &amp; MODELING AND DATA ANALYSIS</b>	<ul style="list-style-type: none"> <li>• Select tools to solve a familiar and moderately scaffolded problem and apply them with partial accuracy.</li> <li>• Use the necessary elements given in a problem situation to solve a problem.</li> <li>• Apply mathematics to propose solutions by identifying important quantities and by locating missing information from relevant external resources.</li> </ul>
<b>COMMUNICATING REASONING</b>	<ul style="list-style-type: none"> <li>• Find and identify the flaw in an argument.</li> </ul>

**STATE DEPARTMENT OF EDUCATION  
NOVEMBER 30, 2015  
Threshold Achievement Level Descriptors  
Grade 5 Mathematics**

The student who just enters Level 3 should be able to:	
<b>CONCEPTS AND PROCEDURES</b> <b>Targets A and B:</b> <b>Operations and Algebraic Thinking</b>	<ul style="list-style-type: none"> <li>• Write and interpret expressions with two different operations.</li> <li>• Compare two related numerical patterns within sequences and tables.</li> </ul>
<b>CONCEPTS AND PROCEDURES</b> <b>Targets C and D:</b> <b>Number and Operations – Base Ten</b>	<ul style="list-style-type: none"> <li>• Use whole number exponents to denote powers of 10; round decimals to the thousandths; and read, write, and compare decimals to the thousandths using base-ten numerals, number names, and expanded form, using <math>&gt;</math>, <math>=</math>, and <math>&lt;</math> to record the results of the comparison.</li> <li>• Fluently multiply multi-digit whole numbers and find whole number quotients of whole numbers with up to four-digit dividends and two-digit divisors.</li> <li>• Perform the four operations on decimals to the hundredths.</li> <li>• Relate a strategy to a written method and explain the reasoning used.</li> </ul>
<b>CONCEPTS AND PROCEDURES</b> <b>Targets E and F:</b> <b>Number and Operations – Fractions</b>	<ul style="list-style-type: none"> <li>• Subtract fractions and mixed numbers with unlike denominators in word problems.</li> <li>• Use benchmark fractions and number sense of fractions to estimate and assess the reasonableness of answers.</li> <li>• Multiply a mixed number by a mixed number.</li> <li>• Use visual models when multiplying two fractions, including when one fraction is larger than 1.</li> <li>• Interpret division of a whole number by any unit fraction.</li> </ul>
<b>CONCEPTS AND PROCEDURES</b> <b>Targets G and H:</b> <b>Measurement and Data</b>	<ul style="list-style-type: none"> <li>• Convert from a smaller unit of measurement to a larger one, resulting in one decimal place (metric system) or a small denominator fraction (standard system).</li> <li>• Make a line plot to display data sets in fractions of a unit (<math>\frac{1}{2}</math>, <math>\frac{1}{4}</math>, <math>\frac{1}{8}</math>).</li> <li>• Solve one-step problems using information from line plots that require addition, subtraction, and multiplication of fractions.</li> </ul>
<b>CONCEPTS AND PROCEDURES</b> <b>Target I:</b> <b>Measurement and Data</b>	<ul style="list-style-type: none"> <li>• Use <math>V = lwh</math> and <math>V = Bh</math> to find the volume of rectangular prisms.</li> </ul>
<b>CONCEPTS AND PROCEDURES</b> <b>Targets J and K:</b> <b>Geometry</b>	<ul style="list-style-type: none"> <li>• Graph coordinate pairs where one term is a whole number and one is a fraction with a denominator of 2 or 4 on a coordinate plane with whole number axis increments.</li> <li>• Classify two-dimensional figures into subcategories by their attributes or properties.</li> </ul>
<b>PROBLEM SOLVING &amp; MODELING AND DATA ANALYSIS</b>	<ul style="list-style-type: none"> <li>• Use appropriate tools to accurately solve problems arising in everyday life, society, and the workplace.</li> <li>• Apply mathematics to solve problems by identifying important quantities and mapping their relationship and by stating and using logical assumptions.</li> </ul>
<b>COMMUNICATING REASONING</b>	<ul style="list-style-type: none"> <li>• Use stated assumptions, definitions, and previously established results and examples to identify and repair a flawed argument.</li> <li>• Use previous information to support his or her own reasoning on a routine problem.</li> </ul>

**STATE DEPARTMENT OF EDUCATION  
NOVEMBER 30, 2015  
Threshold Achievement Level Descriptors  
Grade 5 Mathematics**

The student who just enters Level 4 should be able to:	
<b>CONCEPTS AND PROCEDURES</b> Targets A and B: Operations and Algebraic Thinking	<ul style="list-style-type: none"> <li>• Compare two related numerical patterns and explain the relationship within sequences of ordered pairs that are rational numbers.</li> </ul>
<b>CONCEPTS AND PROCEDURES</b> Targets C and D: Number and Operations – Base Ten	<ul style="list-style-type: none"> <li>• Combine multiplying by powers of 10, comparing, and rounding to highlight essential understandings</li> </ul>
<b>CONCEPTS AND PROCEDURES</b> Targets E and F: Number and Operations – Fractions	<ul style="list-style-type: none"> <li>• Use or create visual models when multiplying two fractions that are larger than 1.</li> </ul>
<b>CONCEPTS AND PROCEDURES</b> Targets G and H: Measurement and Data	N/A
<b>CONCEPTS AND PROCEDURES</b> Target I: Measurement and Data	<ul style="list-style-type: none"> <li>• Find the volume of a right rectangular prism after doubling the edge length of a side with a whole number measurement and compare it to the original.</li> </ul>
<b>CONCEPTS AND PROCEDURES</b> Targets J and K: Geometry	<ul style="list-style-type: none"> <li>• Graph coordinate pairs where one term is a whole number and one is a fraction on a coordinate plane with fractional axis increments of <math>\frac{1}{2}</math>, <math>\frac{1}{4}</math>, or <math>\frac{1}{10}</math>.</li> </ul>
<b>PROBLEM SOLVING &amp; MODELING AND DATA ANALYSIS</b>	<ul style="list-style-type: none"> <li>• Analyze and interpret the context of an unfamiliar situation for problems of increasing complexity.</li> <li>• Begin to solve problems optimally.</li> <li>• Construct multiple plausible solutions and approaches.</li> </ul>
<b>COMMUNICATING REASONING</b>	<ul style="list-style-type: none"> <li>• Begin to construct chains of logic about abstract concepts autonomously.</li> </ul>

**STATE DEPARTMENT OF EDUCATION  
NOVEMBER 30, 2015  
Threshold Achievement Level Descriptors  
Grade 6 Mathematics**

The student who just enters Level 2 should be able to:	
<b>CONCEPTS AND PROCEDURES</b> Target A: Ratios and Proportional Relationships	<ul style="list-style-type: none"> <li>• Find unit rates given two whole number quantities where one evenly divides the other.</li> </ul>
<b>CONCEPTS AND PROCEDURES</b> Targets B and C: The Number System	<ul style="list-style-type: none"> <li>• Divide a whole number by a fraction between 0 and 1 and be able to connect to a visual model.</li> <li>• Add and subtract multi-digit decimals.</li> <li>• Find common factors of two numbers less than or equal to 40.</li> <li>• Find multiples of two numbers less than or equal to 12.</li> </ul>
<b>CONCEPTS AND PROCEDURES</b> Target D: The Number System	<ul style="list-style-type: none"> <li>• Order fractions and integers.</li> <li>• Place integer pairs on a coordinate plane with axis increments of 2, 5, or 10.</li> </ul>
<b>CONCEPTS AND PROCEDURES</b> Targets E, F, and G: Expressions and Equations	<ul style="list-style-type: none"> <li>• Evaluate expressions with and without variables and without exponents.</li> <li>• Write one- and two-step algebraic expressions introducing a variable.</li> <li>• Solve one-variable equations and inequalities of the form <math>x + p = /&lt; /&gt; q</math> or <math>px = /&lt; /&gt; q</math>, where <math>p</math> and <math>q</math> are nonnegative rational numbers.</li> <li>• Given a table of values for a linear relationship (<math>y = kx</math> or <math>y = x \pm c</math>), create the equation.</li> </ul>
<b>CONCEPTS AND PROCEDURES</b> Target H: Geometry	<ul style="list-style-type: none"> <li>• Find areas of special quadrilaterals and triangles.</li> <li>• Draw polygons in the four-quadrant plane.</li> </ul>
<b>CONCEPTS AND PROCEDURES</b> Targets I and J: Statistics and Probability	<ul style="list-style-type: none"> <li>• Understand that questions that lead to variable responses are statistical questions and vice versa.</li> <li>• Identify a reasonable measure of central tendency for a given set of numerical data.</li> <li>• Find mean and median.</li> </ul>
<b>PROBLEM SOLVING &amp; MODELING AND DATA ANALYSIS</b>	<ul style="list-style-type: none"> <li>• Select tools to solve a familiar and moderately scaffolded problem and apply them with partial accuracy.</li> <li>• Use the necessary elements given in a problem situation to solve a problem.</li> <li>• Apply mathematics to propose solutions by identifying important quantities and by locating missing information from relevant external resources.</li> </ul>
<b>COMMUNICATING REASONING</b>	<ul style="list-style-type: none"> <li>• Find and identify the flaw in an argument.</li> </ul>

**STATE DEPARTMENT OF EDUCATION  
NOVEMBER 30, 2015  
Threshold Achievement Level Descriptors  
Grade 6 Mathematics**

The student who just enters Level 3 should be able to:	
<b>CONCEPTS AND PROCEDURES</b> <b>Target A:</b> <b>Ratios and Proportional Relationships</b>	<ul style="list-style-type: none"> <li>• Solve unit rate problems.</li> <li>• Solve percent problems by finding the whole, given a part and the percent.</li> <li>• Describe a ratio relationship between any two number quantities and understand the concept of unit rate in problems (denominators less than or equal to 12).</li> </ul>
<b>CONCEPTS AND PROCEDURES</b> <b>Targets B and C:</b> <b>The Number System</b>	<ul style="list-style-type: none"> <li>• Apply and extend previous understandings of multiplication and division to divide a mixed number by a fraction and be able to connect to a visual model.</li> <li>• Multiply and divide multi-digit decimal numbers.</li> <li>• Find the greatest common factor of two numbers less than or equal to 100 and the least common multiple of two numbers less than or equal to 12.</li> </ul>
<b>CONCEPTS AND PROCEDURES</b> <b>Target D:</b> <b>The Number System</b>	<ul style="list-style-type: none"> <li>• Place points with rational coordinates on a coordinate plane and combine absolute value and ordering, with or without models (<math> -3  &lt;  -5 </math>).</li> </ul>
<b>CONCEPTS AND PROCEDURES</b> <b>Targets E, F, and G:</b> <b>Expressions and Equations</b>	<ul style="list-style-type: none"> <li>• Write and evaluate numerical expressions without exponents and expressions from formulas in real-world problems.</li> <li>• Identify equivalent expressions.</li> <li>• Write one-variable equations and inequalities of the form <math>x + p = /&lt;=&gt;/&gt; q</math> or <math>px = /&lt;=&gt;/&gt; q</math>, where <math>p</math> and <math>q</math> are nonnegative rational numbers.</li> <li>• Graph solutions to equations and inequalities on the number line.</li> <li>• Create the graph, table, and equation for a linear relationship (<math>y = kx</math> or <math>y = x \pm c</math>) and make connections between the representations.</li> </ul>
<b>CONCEPTS AND PROCEDURES</b> <b>Target H:</b> <b>Geometry</b>	<ul style="list-style-type: none"> <li>• Find areas of quadrilaterals and other polygons that can be decomposed into three or fewer triangles.</li> <li>• Find the volume of right rectangular prisms with fractional or mixed number side lengths.</li> </ul>
<b>CONCEPTS AND PROCEDURES</b> <b>Targets I and J:</b> <b>Statistics and Probability</b>	<ul style="list-style-type: none"> <li>• Identify a reasonable center and spread for a given context and understand how this relates to the overall shape of the data distribution.</li> <li>• Understand that a measure of center summarizes all of its values with a single number.</li> <li>• Summarize or display data in box plots.</li> <li>• Find the interquartile range.</li> <li>• Use range and measures of center to describe the shape of the data distribution as it relates to a familiar context.</li> <li>• Pose statistical questions.</li> </ul>
<b>PROBLEM SOLVING &amp; MODELING AND DATA ANALYSIS</b>	<ul style="list-style-type: none"> <li>• Use appropriate tools to accurately solve problems arising in everyday life, society, and the workplace.</li> <li>• Apply mathematics to solve problems by identifying important quantities and mapping their relationship and by stating and using logical assumptions.</li> </ul>
<b>COMMUNICATING REASONING</b>	<ul style="list-style-type: none"> <li>• Use stated assumptions, definitions, and previously established results and examples to identify and repair a flawed argument.</li> <li>• Use previous information to support his or her own reasoning on a routine problem.</li> </ul>

**STATE DEPARTMENT OF EDUCATION  
NOVEMBER 30, 2015  
Threshold Achievement Level Descriptors  
Grade 6 Mathematics**

The student who just enters Level 4 should be able to:	
<b>CONCEPTS AND PROCEDURES</b> <b>Target A:</b> <b>Ratios and Proportional Relationships</b>	<ul style="list-style-type: none"> <li>• Solve unfamiliar or multi-step problems by finding the whole, given a part and the percent.</li> <li>• Understand and explain ratio relationships between any two number quantities.</li> <li>• Identify relationships between models or representations.</li> </ul>
<b>CONCEPTS AND PROCEDURES</b> <b>Targets B and C:</b> <b>The Number System</b>	<ul style="list-style-type: none"> <li>• Use visual models in settings where smaller fractions are divided by larger fractions.</li> <li>• Understand and apply the fact that a fraction multiplied or divided by 1 in the form of <math>\frac{a}{a}</math> is equivalent to the original fraction.</li> </ul>
<b>CONCEPTS AND PROCEDURES</b> <b>Target D:</b> <b>The Number System</b>	N/A
<b>CONCEPTS AND PROCEDURES</b> <b>Targets E, F, and G:</b> <b>Expressions and Equations</b>	<ul style="list-style-type: none"> <li>• Using the properties of operations, show why two expressions are equivalent.</li> <li>• Solve equations and inequalities of the form <math>x + p = / \leq / \geq / &lt; / &gt; q</math> or <math>px = / \leq / \geq / &lt; / &gt; q</math>, where <math>p</math> and <math>q</math> are rational numbers.</li> <li>• Create the graph, table, and equation for nonlinear polynomial relationships, making connections between the representations.</li> </ul>
<b>CONCEPTS AND PROCEDURES</b> <b>Target H:</b> <b>Geometry</b>	<ul style="list-style-type: none"> <li>• Solve problems by finding surface areas of triangular or rectangular prisms and triangular or rectangular pyramids.</li> </ul>
<b>CONCEPTS AND PROCEDURES</b> <b>Targets I and J:</b> <b>Statistics and Probability</b>	<ul style="list-style-type: none"> <li>• Predict effects on mean and median given a change in data points.</li> <li>• Complete a data set with given measures (e.g., mean, median, mode, interquartile range).</li> </ul>
<b>PROBLEM SOLVING &amp; MODELING AND DATA ANALYSIS</b>	<ul style="list-style-type: none"> <li>• Analyze and interpret the context of an unfamiliar situation for problems of increasing complexity.</li> <li>• Begin to solve problems optimally.</li> <li>• Construct multiple plausible solutions and approaches.</li> </ul>
<b>COMMUNICATING REASONING</b>	<ul style="list-style-type: none"> <li>• Begin to construct chains of logic about abstract concepts autonomously.</li> </ul>

**STATE DEPARTMENT OF EDUCATION  
NOVEMBER 30, 2015  
Threshold Achievement Level Descriptors  
Grade 7 Mathematics**

The student who just enters Level 2 should be able to:	
<b>CONCEPTS AND PROCEDURES</b> Target A: Ratios and Proportional Relationships	<ul style="list-style-type: none"> <li>• Identify proportional relationships presented in equation formats and find unit rates involving whole numbers.</li> </ul>
<b>CONCEPTS AND PROCEDURES</b> Target B: The Number System	<ul style="list-style-type: none"> <li>• Convert between familiar fractions and decimals.</li> </ul>
<b>CONCEPTS AND PROCEDURES</b> Targets C and D: Expressions and Equations	<ul style="list-style-type: none"> <li>• Apply properties of operations to expand linear expressions with integer coefficients.</li> <li>• Solve multi-step problems with decimal numbers.</li> <li>• Solve equations in the form of <math>px + q = r</math>, where <math>p</math>, <math>q</math>, and <math>r</math> are decimal numbers.</li> </ul>
<b>CONCEPTS AND PROCEDURES</b> Targets E and F: Geometry	<ul style="list-style-type: none"> <li>• Describe geometric shapes with given conditions.</li> <li>• Use vertical angles expressed as numerical measurements to solve problems.</li> <li>• Calculate the area of a circle when the formula is provided and the area of quadrilaterals.</li> </ul>
<b>CONCEPTS AND PROCEDURES</b> Targets G, H, and I: Statistics and Probability	<ul style="list-style-type: none"> <li>• Determine whether or not a sample is random.</li> <li>• Find the range of a set of data about a given population.</li> <li>• Approximate the probability of a chance event by collecting data.</li> </ul>
<b>PROBLEM SOLVING &amp; MODELING AND DATA ANALYSIS</b>	<ul style="list-style-type: none"> <li>• Select tools to solve a familiar and moderately scaffolded problem and apply them with partial accuracy.</li> <li>• Use the necessary elements given in a problem situation to solve a problem.</li> <li>• Apply mathematics to propose solutions by identifying important quantities and by locating missing information from relevant external resources.</li> </ul>
<b>COMMUNICATING REASONING</b>	<ul style="list-style-type: none"> <li>• Find and identify the flaw in an argument.</li> </ul>

**STATE DEPARTMENT OF EDUCATION  
NOVEMBER 30, 2015  
Threshold Achievement Level Descriptors  
Grade 7 Mathematics**

The student who just enters Level 3 should be able to:	
<b>CONCEPTS AND PROCEDURES</b> Target A: Ratios and Proportional Relationships	<ul style="list-style-type: none"> <li>• Represent proportional relationships in graphs and tables and solve one-step rate-related problems.</li> </ul>
<b>CONCEPTS AND PROCEDURES</b> Target B: The Number System	<ul style="list-style-type: none"> <li>• Solve mathematical problems using addition, subtraction, and multiplication on rational numbers.</li> <li>• Understand that <math>(-1)(-1) = 1</math>.</li> <li>• Convert common fractions and fractions with denominators that are a factor of a power of 10 to decimals.</li> </ul>
<b>CONCEPTS AND PROCEDURES</b> Targets C and D: Expressions and Equations	<ul style="list-style-type: none"> <li>• Add, subtract, and factor linear expressions with decimal coefficients.</li> <li>• Graph the solution set to a given inequality in the form of <math>x &gt; p</math> or <math>x &lt; p</math>, where <math>p</math> is a rational number.</li> <li>• Understand that rewriting an expression can shed light on how quantities are related in a familiar problem-solving context with a moderate degree of scaffolding.</li> <li>• Use variables to reason with quantities in real-world and mathematical situations with a high degree of scaffolding.</li> </ul>
<b>CONCEPTS AND PROCEDURES</b> Targets E and F: Geometry	<ul style="list-style-type: none"> <li>• Create a scale drawing of a given figure when a scale factor is given.</li> <li>• Determine the surface area of a right prism.</li> <li>• Use vertical angles expressed as variables to solve two-step problems.</li> </ul>
<b>CONCEPTS AND PROCEDURES</b> Targets G, H, and I: Statistics and Probability	<ul style="list-style-type: none"> <li>• Use random sampling to draw inferences about a population in familiar contexts.</li> <li>• Informally assess the degree of visual overlap of two numerical data distributions.</li> <li>• Calculate the theoretical probability of a compound event.</li> </ul>
<b>PROBLEM SOLVING &amp; MODELING AND DATA ANALYSIS</b>	<ul style="list-style-type: none"> <li>• Use appropriate tools to accurately solve problems arising in everyday life, society, and the workplace.</li> <li>• Apply mathematics to solve problems by identifying important quantities and mapping their relationship and by stating and using logical assumptions.</li> </ul>
<b>COMMUNICATING REASONING</b>	<ul style="list-style-type: none"> <li>• Use stated assumptions, definitions, and previously established results and examples to identify and repair a flawed argument.</li> <li>• Use previous information to support his or her own reasoning on a routine problem.</li> </ul>



**STATE DEPARTMENT OF EDUCATION  
NOVEMBER 30, 2015  
Threshold Achievement Level Descriptors  
Grade 7 Mathematics**

The student who just enters Level 4 should be able to:	
<b>CONCEPTS AND PROCEDURES</b> <b>Target A:</b> <b>Ratios and Proportional Relationships</b>	<ul style="list-style-type: none"> <li>• Solve real-world problems involving proportional relationships that require one step with measurement conversions.</li> </ul>
<b>CONCEPTS AND PROCEDURES</b> <b>Target B:</b> <b>The Number System</b>	<ul style="list-style-type: none"> <li>• Solve real-world problems with integers and proper fractions, using addition, multiplication, subtraction, and division.</li> </ul>
<b>CONCEPTS AND PROCEDURES</b> <b>Targets C and D:</b> <b>Expressions and Equations</b>	<ul style="list-style-type: none"> <li>• Construct inequalities with two variables to solve problems.</li> </ul>
<b>CONCEPTS AND PROCEDURES</b> <b>Targets E and F:</b> <b>Geometry</b>	<ul style="list-style-type: none"> <li>• Describe the two-dimensional figures that result from slicing spheres and cones.</li> </ul>
<b>CONCEPTS AND PROCEDURES</b> <b>Targets G, H, and I:</b> <b>Statistics and Probability</b>	<ul style="list-style-type: none"> <li>• Generate multiple samples (or simulated samples) of the same size.</li> <li>• Determine which measures of variability should be used to draw informal comparative inferences about two populations.</li> <li>• Construct a simulation experiment and generate frequencies for compound events.</li> </ul>
<b>PROBLEM SOLVING &amp; MODELING AND DATA ANALYSIS</b>	<ul style="list-style-type: none"> <li>• Analyze and interpret the context of an unfamiliar situation for problems of increasing complexity.</li> <li>• Begin to solve problems optimally.</li> <li>• Construct multiple plausible solutions and approaches.</li> </ul>
<b>COMMUNICATING REASONING</b>	<ul style="list-style-type: none"> <li>• Begin to construct chains of logic about abstract concepts autonomously.</li> </ul>

**STATE DEPARTMENT OF EDUCATION  
NOVEMBER 30, 2015  
Threshold Achievement Level Descriptors  
Grade 8 Mathematics**

The student who just enters Level 2 should be able to:	
<b>CONCEPTS AND PROCEDURES</b> Target A: The Number System	<ul style="list-style-type: none"> <li>• Identify numbers as rational or irrational.</li> </ul>
<b>CONCEPTS AND PROCEDURES</b> Targets B, C, and D: Expressions and Equations	<ul style="list-style-type: none"> <li>• Find the cube of one-digit numbers and the cube root of perfect cubes (less than 1,000).</li> <li>• Use appropriate tools (e.g., calculator, pencil and paper) to translate large numbers from scientific to standard notation.</li> <li>• Identify the <math>y</math>-intercept and calculate the slope of a line from an equation or graph.</li> <li>• Graph a system of linear equations and identify the solution as the point of intersection.</li> </ul>
<b>CONCEPTS AND PROCEDURES</b> Targets E and F: Functions	<ul style="list-style-type: none"> <li>• Identify whether an input/output pair satisfies a function.</li> <li>• Compare properties of two linear functions represented in the same way (algebraically, graphically, or in a table).</li> <li>• Construct a table to represent a linear relationship between two quantities.</li> <li>• Qualitatively describe a graph of a linear function.</li> </ul>
<b>CONCEPTS AND PROCEDURES</b> Targets G and H: Geometry	<ul style="list-style-type: none"> <li>• Construct reflections across an axis and translations of figures in a coordinate plane.</li> </ul>
<b>CONCEPTS AND PROCEDURES</b> Target I: Geometry	<ul style="list-style-type: none"> <li>• Identify the appropriate formula for the volume of a cylinder and connect the key dimensions to the appropriate location in the formula.</li> </ul>
<b>CONCEPTS AND PROCEDURES</b> Target J: Statistics and Probability	<ul style="list-style-type: none"> <li>• Identify what a linear pattern looks like from a given scatter plot.</li> </ul>
<b>PROBLEM SOLVING &amp; MODELING AND DATA ANALYSIS</b>	<ul style="list-style-type: none"> <li>• Select tools to solve a familiar and moderately scaffolded problem and apply them with partial accuracy.</li> <li>• Use the necessary elements given in a problem situation to solve a problem.</li> <li>• Apply mathematics to propose solutions by identifying important quantities and by locating missing information from relevant external resources.</li> </ul>
<b>COMMUNICATING REASONING</b>	<ul style="list-style-type: none"> <li>• Find and identify the flaw in an argument.</li> </ul>

**STATE DEPARTMENT OF EDUCATION  
NOVEMBER 30, 2015  
Threshold Achievement Level Descriptors  
Grade 8 Mathematics**

The student who just enters Level 3 should be able to:	
<b>CONCEPTS AND PROCEDURES</b> Target A: The Number System	<ul style="list-style-type: none"> <li>• Convert from fractions to repeating decimals.</li> <li>• Use rational approximations of familiar irrational numbers to make numerical comparisons.</li> </ul>
<b>CONCEPTS AND PROCEDURES</b> Targets B, C, and D: Expressions and Equations	<ul style="list-style-type: none"> <li>• Solve simple quadratic monomial equations and represent the solution as a square root.</li> <li>• Work with and perform operations with scientific notation of large numbers.</li> <li>• Identify unit rate of change in linear relationships (i.e., slope is the rate of change).</li> <li>• Solve linear equations with rational number coefficients, including equations whose solutions require expanding expressions using the distributive property and collecting like terms and equations with infinitely many solutions or no solution.</li> <li>• Solve a system of linear equations with integer coefficients using an algebraic strategy.</li> </ul>
<b>CONCEPTS AND PROCEDURES</b> Targets E and F: Functions	<ul style="list-style-type: none"> <li>• Classify functions as linear or nonlinear on the basis of the algebraic representation.</li> <li>• Determine the rate of change and the initial value of a function.</li> <li>• Know linear equations of the form <math>y = mx + b</math> are functions.</li> <li>• Compare properties of two linear functions represented in different ways (algebraically, graphically, or in a table).</li> </ul>
<b>CONCEPTS AND PROCEDURES</b> Targets G and H: Geometry	<ul style="list-style-type: none"> <li>• Predict the location of point P after a transformation.</li> <li>• Know that sequences of translations, rotations, and reflections on a figure always result in a congruent figure.</li> <li>• Construct rotations of figures in a coordinate plane.</li> </ul>
<b>CONCEPTS AND PROCEDURES</b> Target I: Geometry	<ul style="list-style-type: none"> <li>• Calculate the volume of a cylinder in direct and familiar mathematical and real-world problems.</li> </ul>
<b>CONCEPTS AND PROCEDURES</b> Target J: Statistics and Probability	<ul style="list-style-type: none"> <li>• Describe outliers for a given scatter plot.</li> </ul>
<b>PROBLEM SOLVING &amp; MODELING AND DATA ANALYSIS</b>	<ul style="list-style-type: none"> <li>• Use appropriate tools to accurately solve problems arising in everyday life, society, and the workplace.</li> <li>• Apply mathematics to solve problems by identifying important quantities and mapping their relationship and by stating and using logical assumptions.</li> </ul>
<b>COMMUNICATING REASONING</b>	<ul style="list-style-type: none"> <li>• Use stated assumptions, definitions, and previously established results and examples to identify and repair a flawed argument.</li> <li>• Use previous information to support his or her own reasoning on a routine problem.</li> </ul>

**STATE DEPARTMENT OF EDUCATION  
NOVEMBER 30, 2015  
Threshold Achievement Level Descriptors  
Grade 8 Mathematics**

The student who just enters Level 4 should be able to:	
<b>CONCEPTS AND PROCEDURES</b> Target A: The Number System	<ul style="list-style-type: none"> <li>• Approximate irrational numbers between two integers to a specified level of precision.</li> </ul>
<b>CONCEPTS AND PROCEDURES</b> Targets B, C, and D: Expressions and Equations	<ul style="list-style-type: none"> <li>• Write a system of two linear equations with two variables to represent a context.</li> </ul>
<b>CONCEPTS AND PROCEDURES</b> Targets E and F: Functions	<ul style="list-style-type: none"> <li>• Interpret the rate of change and initial value of a linear function in terms of its graph.</li> </ul>
<b>CONCEPTS AND PROCEDURES</b> Targets G and H: Geometry	<ul style="list-style-type: none"> <li>• Describe the impact of two transformations, including a dilation, on a figure.</li> <li>• Identify or draw the relevant right triangle in a three-dimensional figure, given coordinates or a diagram.</li> </ul>
<b>CONCEPTS AND PROCEDURES</b> Target I: Geometry	<ul style="list-style-type: none"> <li>• Solve unfamiliar or multi-step problems involving volumes of cylinders.</li> </ul>
<b>CONCEPTS AND PROCEDURES</b> Target J: Statistics and Probability	<ul style="list-style-type: none"> <li>• Use the trend line or line of best fit to make predictions in real-world situations.</li> </ul>
<b>PROBLEM SOLVING &amp; MODELING AND DATA ANALYSIS</b>	<ul style="list-style-type: none"> <li>• Analyze and interpret the context of an unfamiliar situation for problems of increasing complexity.</li> <li>• Begin to solve problems optimally.</li> <li>• Construct multiple plausible solutions and approaches.</li> </ul>
<b>COMMUNICATING REASONING</b>	<ul style="list-style-type: none"> <li>• Begin to construct chains of logic about abstract concepts autonomously.</li> </ul>

**STATE DEPARTMENT OF EDUCATION  
NOVEMBER 30, 2015  
Threshold Achievement Level Descriptors  
Grade 11 Mathematics**

The student who just enters Level 2 should be able to:	
<b>CONCEPTS AND PROCEDURES</b> <b>Targets A and B:</b> <b>Number and Quantity</b>	<ul style="list-style-type: none"> <li>• Extend the properties of integer exponents to multiply expressions with rational exponents that have common denominators.</li> <li>• Perform operations on rational numbers and familiar irrational numbers.</li> <li>• Understand that rational numbers are closed under addition and multiplication.</li> </ul>
<b>CONCEPTS AND PROCEDURES</b> <b>Target C:</b> <b>Quantities</b>	<ul style="list-style-type: none"> <li>• Choose and interpret the correct units in a formula given in a familiar context, including making measurement conversions between simple units.</li> </ul>
<b>CONCEPTS AND PROCEDURES</b> <b>Targets D, E, F, G, H, I, and J:</b> <b>Algebra</b>	<ul style="list-style-type: none"> <li>• Use linear equations in one and two variables and inequalities in one variable to model a familiar situation and to solve a familiar problem.</li> <li>• Explain solution steps for solving linear equations and solve a simple radical equation.</li> <li>• Use properties of exponents to expand a single variable (coefficient of 1) repeated up to two times with a nonnegative integer exponent into an equivalent form and vice versa, e.g., <math>x^2x^3 = xxxxx = x^{2+3}</math>.</li> <li>• Solve one-step linear equations and inequalities in one variable and understand the solution steps as a process of reasoning.</li> <li>• Represent linear equations and quadratic equations with integer coefficients in one and two variables graphically on a coordinate plane.</li> <li>• Recognize equivalent forms of linear expressions and write a quadratic expression with integer-leading coefficients in an equivalent form by factoring.</li> <li>• Add multi-variable polynomials made up of monomials of degree 2 or less.</li> <li>• Graph and estimate the solution of systems of linear equations.</li> </ul>
<b>CONCEPTS AND PROCEDURES</b> <b>Targets K, L, M, and N:</b> <b>Functions</b>	<ul style="list-style-type: none"> <li>• Understand the concept of a function in order to distinguish a relation as a function or not a function.</li> <li>• Interpret quadratic functions in context, and given the key features of a graph, the student should be able to identify the appropriate graph.</li> <li>• Graph quadratic functions by hand or by using technology.</li> <li>• Identify properties of two linear or two quadratic functions.</li> <li>• Understand equivalent forms of linear and quadratic functions.</li> <li>• Build an explicit function to describe or model a relationship between two quantities.</li> <li>• Add, subtract, and multiply linear functions.</li> </ul>
<b>CONCEPTS AND PROCEDURES</b> <b>Target O:</b> <b>Similarity, Right Triangles, and Trigonometry</b>	<ul style="list-style-type: none"> <li>• Use the Pythagorean Theorem in unfamiliar problems to solve for the missing side in a right triangle with some scaffolding.</li> </ul>
<b>CONCEPTS AND PROCEDURES</b> <b>Target P:</b> <b>Statistics and Probability</b>	<ul style="list-style-type: none"> <li>• Describe the differences in shape, center, and spread of two or more different data sets representing familiar contexts.</li> </ul>

**STATE DEPARTMENT OF EDUCATION  
NOVEMBER 30, 2015  
Threshold Achievement Level Descriptors  
Grade 11 Mathematics**

<b>PROBLEM SOLVING &amp; MODELING AND DATA ANALYSIS</b>	<ul style="list-style-type: none"> <li>• Select tools to solve a familiar and moderately scaffolded problem and apply them with partial accuracy.</li> <li>• Use the necessary elements given in a problem situation to solve a problem.</li> <li>• Apply mathematics to propose solutions by identifying important quantities and by locating missing information from relevant external resources.</li> </ul>
<b>COMMUNICATING REASONING</b>	<ul style="list-style-type: none"> <li>• Find and identify the flaw in an argument.</li> </ul>
<b>The student who just enters Level 3 should be able to:</b>	
<b>CONCEPTS AND PROCEDURES Targets A and B: Number and Quantity</b>	<ul style="list-style-type: none"> <li>• Apply all laws of exponents on expressions with exponents that have common denominators.</li> <li>• Rewrite expressions with rational exponents of the form <math>(m/n)</math> to radical form and vice versa.</li> <li>• Use repeated reasoning to recognize that the sums and products of a rational number and a nonzero irrational number are irrational.</li> </ul>
<b>CONCEPTS AND PROCEDURES Target C: Quantities</b>	<ul style="list-style-type: none"> <li>• Reason quantitatively to choose and interpret the units in a formula given in an unfamiliar context, including making compound measurement conversions.</li> <li>• Define appropriate quantities or measurements in familiar contexts with some scaffolding to construct a model.</li> <li>• Choose the scale and origin of a graph or data display.</li> </ul>
<b>CONCEPTS AND PROCEDURES Targets D, E, F, G, H, I, and J: Algebra</b>	<ul style="list-style-type: none"> <li>• Create and use quadratic inequalities in two variables to model a situation and to solve a problem.</li> <li>• Write a quadratic expression in one variable with rational coefficients in an equivalent form by factoring, identify its zeroes, and explain the solution steps as a process of reasoning.</li> <li>• Use properties of exponents to write equivalent forms of exponential functions with one or more variables with integer coefficients with nonnegative integer exponents involving operations of addition, subtraction, and multiplication without requiring distribution of an exponent across parentheses.</li> <li>• Solve a quadratic equation with integer roots in standard form.</li> <li>• Represent polynomial and exponential functions graphically and estimate the solution of systems of equations displayed graphically.</li> <li>• Understand that the plotted line, curve, or region represents the solution set to an equation or inequality.</li> <li>• Add and subtract multi-variable polynomials of any degree and understand that polynomials are closed under subtraction.</li> </ul>
<b>CONCEPTS AND PROCEDURES Targets K, L, M, and N: Functions</b>	<ul style="list-style-type: none"> <li>• Identify the domain and range of linear, quadratic, and exponential functions presented in any form.</li> <li>• Use function notation to evaluate a function for numerical or monomial inputs.</li> <li>• Appropriately graph and interpret key features of linear, quadratic, and exponential functions in familiar or scaffolded contexts and specify the average rate of change of a function on a given domain from its equation or approximate the average rate of change of a function from its graph.</li> <li>• Graph linear, quadratic, logarithmic, and exponential functions by hand and by using technology.</li> </ul>

**STATE DEPARTMENT OF EDUCATION  
NOVEMBER 30, 2015  
Threshold Achievement Level Descriptors  
Grade 11 Mathematics**

	<ul style="list-style-type: none"> <li>Analyze and compare properties of a linear function to properties of another function of any type.</li> <li>Build a recursive function to describe or model a relationship between two quantities.</li> <li>Divide linear functions.</li> </ul>
<b>CONCEPTS AND PROCEDURES</b> <b>Target O:</b> <b>Similarity, Right Triangles, and Trigonometry</b>	<ul style="list-style-type: none"> <li>Use trigonometric ratios and the sine and cosine of complementary angles to find missing angles or sides of a given right triangle with minimal scaffolding.</li> </ul>
<b>CONCEPTS AND PROCEDURES</b> <b>Target P:</b> <b>Statistics and Probability</b>	<ul style="list-style-type: none"> <li>Select the appropriate choice of spread as interquartile range or standard deviation based on the selection of the measure of center.</li> </ul>
<b>PROBLEM SOLVING &amp; MODELING AND DATA ANALYSIS</b>	<ul style="list-style-type: none"> <li>Use appropriate tools to accurately solve problems arising in everyday life, society, and the workplace.</li> <li>Apply mathematics to solve problems by identifying important quantities and mapping their relationship and by stating and using logical assumptions.</li> </ul>
<b>COMMUNICATING REASONING</b>	<ul style="list-style-type: none"> <li>Use stated assumptions, definitions, and previously established results and examples to identify and repair a flawed argument.</li> <li>Use previous information to support his or her own reasoning on a routine problem.</li> </ul>
<b>The student who just enters Level 4 should be able to:</b>	
<b>CONCEPTS AND PROCEDURES</b> <b>Targets A and B:</b> <b>Number and Quantity</b>	<ul style="list-style-type: none"> <li>Explain the relationship between properties of integer exponents and properties of rational exponents.</li> </ul>
<b>CONCEPTS AND PROCEDURES</b> <b>Target C:</b> <b>Quantities</b>	<ul style="list-style-type: none"> <li>Define appropriate quantities or measurements in unfamiliar contexts with some scaffolding to construct a model.</li> </ul>
<b>CONCEPTS AND PROCEDURES</b> <b>Targets D, E, F, G, H, I, and J:</b> <b>Algebra</b>	<ul style="list-style-type: none"> <li>Choose an appropriate equivalent form of an expression in order to reveal a property of interest when solving problems.</li> <li>Solve a formula for any variable in the formula.</li> <li>Provide an example that would lead to an extraneous solution when solving linear, quadratic, radical, and rational equations.</li> <li>Use a variety of methods such as factoring, completing the square, quadratic formula, etc., to solve equations and to find minimum and maximum values of quadratic equations.</li> </ul>

**STATE DEPARTMENT OF EDUCATION  
NOVEMBER 30, 2015  
Threshold Achievement Level Descriptors  
Grade 11 Mathematics**

<p><b>CONCEPTS AND PROCEDURES</b> Targets K, L, M, and N: Functions</p>	<ul style="list-style-type: none"> <li>• Find the input of a function when given the function in function notation and the output, or find the output when given the input.</li> <li>• Describe complex features such as holes, symmetries, and end behavior of the graph of a function.</li> <li>• Graph functions both by hand and by using technology.</li> </ul>
<p><b>Target O: Similarity, Right Triangles, and Trigonometry</b></p>	<ul style="list-style-type: none"> <li>• Solve right triangle problems with multiple stages and in compound figures without scaffolding.</li> </ul>
<p><b>CONCEPTS AND PROCEDURES</b> Target P: Statistics and Probability</p>	<ul style="list-style-type: none"> <li>• Interpret data to explain why a data value is an outlier.</li> </ul>
<p><b>PROBLEM SOLVING &amp; MODELING AND DATA ANALYSIS</b></p>	<ul style="list-style-type: none"> <li>• Analyze and interpret the context of an unfamiliar situation for problems of increasing complexity.</li> <li>• Begin to solve problems optimally.</li> <li>• Construct multiple plausible solutions and approaches</li> </ul>
<p><b>COMMUNICATING REASONING</b></p>	<ul style="list-style-type: none"> <li>• Begin to construct chains of logic about abstract concepts autonomously.</li> </ul>



# Establishing Cut-Scores for Common Grades 9 and 10 English Language Arts/Literacy (ELA/L) and Mathematics Assessments

## Introduction

Part of the scope of work in the Multi-Agency Assessment Cooperative (MAAC) is to develop grades 9 and 10 English language arts/literacy (ELA/L) and mathematics tests based on the grade 11 items in the 2014 Smarter Balanced assessment. The grades 9 and 10 tests would

- be common across three states: Idaho, U.S. Virgin Islands, and West Virginia;
- be calibrated on the Smarter Balanced grades 3–11 vertical scale;
- be administered as a computer adaptive test; and
- have separate grade-specific cut-scores.

## Blueprints

AIR examined the Common Core State Standards (CCSS) and determined that in ELA/L it was not possible to develop separate grades 9 and 10 blueprints. Therefore, the grades 9 and 10 tests will be based on the grade 11 blueprint. In mathematics however, AIR was able to create blueprints for grade 9 Integrated Mathematics I and grade 10 Integrated Mathematics II.

## **Proposed Blueprint for Grades 9 and 10 ELA/L Assessments**

Because the Common Core State Standards for ELA/L are nearly identical between grades 9 and 10 and grades 11 and 12, the blueprint we propose for the grades 9 and 10 ELA/L benchmark assessments is the same blueprint Smarter uses at grade 11.

The Smarter blueprint is organized around claims and targets, within which are the CCSS for grades 11 and 12. These groupings can be found in Smarter’s content specifications located on the Smarter Balanced website (<http://www.smarterbalanced.org/?s=content+specifications>). The blueprint does not go down to the standard level; therefore, the specific differences between the two grade bands are indistinguishable on the blueprint itself.

Based on the content specifications, targets 4 and 5 are where we see some differences between the standards at grades 9 and 10 and grades 11 and 12. For example, standard 9, which is included in both targets 4 and 5, calls for a comparison across literary texts. At grades 11 and 12, the standard calls for a comparison that is limited to foundational works of American literature from the same time period. At grades 9 and 10, the standard calls for an examination of texts across time periods and cultures. While there is some variation in the passages that support these standards, the items themselves—and the essential skills of integrating knowledge across multiple texts—are, we believe, ostensibly the same constructs.

**STATE DEPARTMENT OF EDUCATION  
NOVEMBER 30, 2015**

Establishing Cut-Scores for Common Grades 9 and 10 ELA/L and Mathematics

The Smarter blueprint also calls for brief writing tasks as well as an extended writing task associated with the performance task. The rubric used to score the performance task is the same rubric used at grade 8. It is intended to measure overall writing performance rather than grade-specific subskills. Even the conventions dimension of the rubric does not specify grade-level grammar/usage skills. A full-credit score on conventions is given if the response “demonstrates an adequate command of conventions: adequate use of correct sentence formation, punctuation, capitalization, usage grammar, and spelling; no systematic pattern of errors is displayed.”

The table below is Smarter’s ELA/L Summative Assessment Blueprint for grade 11, which can also be found on Smarter’s website at [http://www.smarterbalanced.org/wordpress/wp-content/uploads/2014/05/ELA\\_Preliminary\\_-Blueprint-2014\\_04-30Final.pdf](http://www.smarterbalanced.org/wordpress/wp-content/uploads/2014/05/ELA_Preliminary_-Blueprint-2014_04-30Final.pdf).

We propose this blueprint for grades 9 and 10 ELA/L benchmark assessments as shown in Table 1.

**Table 1: Blueprint for Grade 9 and 10 ELA/L**

<b>Target Sampling ELA/L Grade 11</b>									
Component	Claim/Score Reporting Category	Content Category	Assessment Target <sup>1</sup>		DoK <sup>2,3</sup>	CAT Items	Item Type		Total Items
							Machine Scored	Short Text	
CAT	1. Reading	Literary <sup>4</sup>	2	Central Ideas	2, 3	1 <sup>5</sup>	1 <sup>5</sup>	1 <sup>5</sup>	6
			4	Reasoning and Evaluation	3, 4	1 <sup>5</sup>			
			1	Key Details	2	4	4	0	
			3	Word Meanings	1, 2				
			5	Analysis within/ across Texts	3, 4				
			6	Text Structures and Features	3, 4				
			7	Language Use	3				
		Informational <sup>6</sup>	9	Central Ideas	2, 3	5–6 <sup>7</sup>	12–13 <sup>7</sup>	1 <sup>7</sup>	13-14
			11	Reasoning and Evaluation	3, 4				
			8	Key Details	2	8	12–13 <sup>7</sup>	0	
			10	Word Meanings	1, 2				
			12	Analysis within/ across Texts	3, 4				
			13	Text Structures and Features	3, 4				
			14	Language Use	3				

**STATE DEPARTMENT OF EDUCATION  
NOVEMBER 30, 2015**

Establishing Cut-Scores for Common Grades 9 and 10 ELA/L and Mathematics

Target Sampling ELA/L Grade 11									
Component	Claim/Score Reporting Category	Content Category	Assessment Target <sup>1</sup>		DoK <sup>2,3</sup>	CAT Items	Item Type		Total Items
							Machine Scored	Short Text	
CAT	2. Writing	Organization/ Purpose	1a	Write Brief Texts <sup>8</sup>	3	3	0	0–1 <sup>8</sup>	10
			3a						
		1b	Revise Brief Texts	2	0–2 <sup>8</sup>		0		
		3b						6b	
		1a	Write Brief Texts <sup>8</sup>	3	0		0–1 <sup>8</sup>		
		3a						6a	
	1b	Revise Brief Texts	2	2	0				
	3b					6b			
	8	Language and Vocabulary Use <sup>9</sup>	1, 2	2	2		0		
	Conventions	9	Edit/Clarify	1, 2	5	5	0		
3. Speaking/ Listening	Listening	4	Listen/Interpret	1, 2, 3	9	9	0	9	
4. Research	Research	2	Analyze/ Integrate Info	2	5	5	5	5	
		3	Evaluate Info/ Sources	2					
		4	Use Evidence	2					

Target Sampling ELA/L Grade 11											
Component	Claim/Score Reporting Category	Content Category	Assessment Target <sup>1</sup>		DoK	Item Type			Scores		
						Machine Scored	Short Text	Full Write			
PT	2. Writing	Organization/ Purpose	2	Compose Full Texts	4	0	0	1	1		
			4							7	
		Evidence/ Elaboration	2	Compose Full Texts					8		Language and Vocabulary Use
			4							7	
	Conventions	9	Edit/Clarify				1				
	4. Research	Research	2	Analyze/ Integrate Info	3, 4	1	2	0	3		
3			Evaluate Info/ Sources	3, 4							
4			Use Evidence	3, 4							

**STATE DEPARTMENT OF EDUCATION  
NOVEMBER 30, 2015**

Establishing Cut-Scores for Common Grades 9 and 10 ELA/L and Mathematics

## Proposed Blueprint for Grades 9 and 10 Mathematics Assessments

Because the grade 11 Mathematics blueprint includes an accumulation of standards from concepts taught in 9<sup>th</sup>, 10<sup>th</sup> and 11<sup>th</sup> grade the 9<sup>th</sup> and 10<sup>th</sup> grade blueprints are a subset of the 11<sup>th</sup> grade blueprint. All of the targets and domains on the grade 11 Smarter mathematics test are considered to be college and career ready content. So the grades 9 & 10 blueprints are the intersection of the Smarter grade 11 blueprint and what is taught in Integrated Math I for grade 9 and Integrated Math II for grade 10.

These two blueprints were created by starting with the grade 11 Smarter mathematics blueprint. Targets in Claim 1 that contain standards that are **not** part of the Integrated Math I or Integrated Math II recommended standards from CCSS Appendix A were removed. Domains in Claims 2, 3, and 4 that contain standards that are **not** part of the Integrated Math I/Integrated Math II recommended standards from CCSS Appendix A were removed. Then the targets were allocated appropriately to calculator and non-calculator segments based on how the items were field tested on grade 11. Last, the total number of items allocated to each claim and content category were updated to be proportional to the number of items on the grade 11 Smarter assessment.

The original Smarter grade 11 blueprint for mathematics can be found here:

[http://www.smarterbalanced.org/wordpress/wp-content/uploads/2014/05/Math\\_Preliminary\\_-\\_Blueprint-2014\\_04-30Final.pdf](http://www.smarterbalanced.org/wordpress/wp-content/uploads/2014/05/Math_Preliminary_-_Blueprint-2014_04-30Final.pdf)

We propose these blueprints for grades 9 and 10 mathematics summative assessments.

**Table 2: Blueprint for Mathematics Grade 9**

Claim	Content Category	Assessment Targets	DOK	Items		Total Items
				CAT	PT	
1. Concepts and Procedures	Priority Cluster	D. Interpret the structure of expressions.	1, 2	0-3	0	15
		E. Write expressions in equivalent forms to solve problems.	1, 2			
		F. Perform arithmetic operations on polynomials.	2			
		G. Create equations that describe numbers or relationships.	1, 2	0-5		
		H. Understand solving equations as a process of reasoning and explain the reasoning.	1, 2			
		I. Solve equations and inequalities in one variable.	1, 2			
		J. Represent and solve equations and inequalities graphically.	1, 2	0-8		
		K. Understand the concept of a function and use function notation.	1, 2	0-8		
		L. Interpret functions that arise in applications in terms of a context.	1, 2	0-7		
		M. Analyze functions using different representations.	1, 2, 3			
N. Build a function that models a relationship between two quantities.	2					

**STATE DEPARTMENT OF EDUCATION  
NOVEMBER 30, 2015**

Establishing Cut-Scores for Common Grades 9 and 10 ELA/L and Mathematics

Claim	Content Category	Assessment Targets	DOK	Items		Total Items
				CAT	PT	
	Supporting Cluster	O. Define trigonometric ratios and solve problems involving right triangles.	1, 2	0	0	5
		P. Summarize, represent, and interpret data on a single count or measurement variable.	2	1-3		
		A. Extend the properties of exponents to rational exponents.	1, 2	0		
		B. Use properties of rational and irrational numbers.	1, 2	0		
		C. Reason quantitatively and use units to solve problems.	1, 2	1-3		
2. Problem Solving 4. Modeling and Data Analysis	Problem Solving (drawn across content domains)	A. Apply mathematics to solve well-posed problems arising in everyday life, society, and the workplace.	2, 3	2	1-2	3-4
		B. Select and use appropriate tools strategically.	1, 2, 3	1		
		C. Interpret results in the context of a situation.				
		D. Identify important quantities in a practical situation and map their relationships (e.g., using diagrams, two-way tables, graphs, flow charts, or formulas).				
	Modeling and Data Analysis (drawn across content domains)	A. Apply mathematics to solve problems arising in everyday life, society, and the workplace.	2, 3	1	2-3	5-6
		D. Interpret results in the context of a situation.	2, 3, 4	1		
		B. Construct, autonomously, chains of reasoning to justify mathematical models used, interpretations made, and solutions proposed for a complex problem.				
		E. Analyze the adequacy of and make improvements to an existing model or develop a mathematical model of a real phenomenon.	1, 2	1		
		C. State logical assumptions being used.				
F. Identify important quantities in a practical situation and map their relationships (e.g., using diagrams, two-way tables, graphs, flow charts, or formulas).	3, 4	0				
3. Communicating Reasoning	Communicating Reasoning (drawn across content domains)	A. Test propositions or conjectures with specific examples.	2	2-3	2	8
		D. Use the technique of breaking an argument into cases.	2, 3, 4	3		
		B. Construct, autonomously, chains of reasoning that will justify or refute propositions or conjectures.				
		E. Distinguish correct logic or reasoning from that which is flawed, and—if there is a flaw in the argument—explain what it is.	2, 3, 4	1-2		
		C. State logical assumptions being used.	2, 3, 4	1-2		
		F. Base arguments on concrete referents such as objects, drawings, diagrams, and actions.				
		G. At later grades, determine conditions under which an argument does and does not apply. (For example, area increases with perimeter for squares, but not for all plane figures.)				

– DOK: Depth of Knowledge, consistent with the Smarter Balanced Content Specifications.

– The CAT algorithm will be configured to ensure the following:

For Claim 1, each student will receive at least 7 CAT items at DOK 2 or higher.

For combined Claims 2 and 4, each student will receive at least 2 CAT items at DOK 3 or higher.

For Claim 3, each student will receive at least 2 CAT items at DOK 3 or higher.

**STATE DEPARTMENT OF EDUCATION  
NOVEMBER 30, 2015**

Establishing Cut-Scores for Common Grades 9 and 10 ELA/L and Mathematics

**Table 3: Blueprint for Mathematics Grade 10**

Claim	Content Category	Assessment Targets	DOK	Items		Total Items		
				CAT	PT			
1. Concepts and Procedures	Priority Cluster	D. Interpret the structure of expressions.	1, 2	0-6	0	15		
		E. Write expressions in equivalent forms to solve problems.	1, 2					
		F. Perform arithmetic operations on polynomials.	2					
		G. Create equations that describe numbers or relationships.	1, 2	0-6				
		H. Understand solving equations as a process of reasoning and explain the reasoning.	1, 2					
		I. Solve equations and inequalities in one variable.	1, 2					
		J. Represent and solve equations and inequalities graphically.	1, 2	0				
		K. Understand the concept of a function and use function notation.	1, 2	0				
		L. Interpret functions that arise in applications in terms of a context.	1, 2	0-7				
		M. Analyze functions using different representations.	1, 2, 3					
	N. Build a function that models a relationship between two quantities.	2						
	Supporting Cluster	O. Define trigonometric ratios and solve problems involving right triangles.	1, 2	2-4			0	5
		P. Summarize, represent, and interpret data on a single count or measurement variable.	2	0				
		A. Extend the properties of exponents to rational exponents.	1, 2	0-2				
		B. Use properties of rational and irrational numbers.	1, 2					
C. Reason quantitatively and use units to solve problems.		1, 2	0					
2. Problem Solving 4. Modeling and Data Analysis	Problem Solving (drawn across content domains)	A. Apply mathematics to solve well-posed problems arising in everyday life, society, and the workplace.	2, 3	2	1-2	3-4		
		B. Select and use appropriate tools strategically.	1, 2, 3	1				
		C. Interpret results in the context of a situation.						
		D. Identify important quantities in a practical situation and map their relationships (e.g., using diagrams, two-way tables, graphs, flow charts, or formulas).						
Modeling and Data Analysis (drawn across content domains)		A. Apply mathematics to solve problems arising in everyday life, society, and the workplace.	2, 3	1	2-3	5-6		
		D. Interpret results in the context of a situation.	2, 3, 4	1				
		B. Construct, autonomously, chains of reasoning to justify mathematical models used, interpretations made, and solutions proposed for a complex problem.						
		E. Analyze the adequacy of and make improvements to an existing model or develop a mathematical model of a real phenomenon.						

**STATE DEPARTMENT OF EDUCATION  
NOVEMBER 30, 2015**

Establishing Cut-Scores for Common Grades 9 and 10 ELA/L and Mathematics

Claim	Content Category	Assessment Targets	DOK	Items		Total Items
				CAT	PT	
		C. State logical assumptions being used. F. Identify important quantities in a practical situation and map their relationships (e.g., using diagrams, two-way tables, graphs, flow charts, or formulas).	1, 2	1		
		G. Identify, analyze, and synthesize relevant external resources to pose or solve problems	3, 4	0		
3. Communicating Reasoning	Communicating Reasoning (drawn across content domains)	A. Test propositions or conjectures with specific examples. D. Use the technique of breaking an argument into cases.	2	2-3	2	8
		B. Construct, autonomously, chains of reasoning that will justify or refute propositions or conjectures. E. Distinguish correct logic or reasoning from that which is flawed, and—if there is a flaw in the argument—explain what it is.	2, 3, 4	3		
		C. State logical assumptions being used. F. Base arguments on concrete referents such as objects, drawings, diagrams, and actions. G. At later grades, determine conditions under which an argument does and does not apply. (For example, area increases with perimeter for squares, but not for all plane figures.)	2, 3, 4	1-2		

- DOK: Depth of Knowledge, consistent with the Smarter Balanced Content Specifications.
- The CAT algorithm will be configured to ensure the following:
  - For Claim 1, each student will receive at least 7 CAT items at DOK 2 or higher.
  - For combined Claims 2 and 4, each student will receive at least 2 CAT items at DOK 3 or higher.
  - For Claim 3, each student will receive at least 2 CAT items at DOK 3 or higher

Note that the blueprints above are preliminary and not final. They will be firmed up after AIR completes the simulations for the assessments.

### Establishing Cut-Scores

There are several ways that cut-scores could be established for the common grades 9 and 10 tests. The most time-consuming, and expensive option would be to bring in a panel of standard setters and do a regular standard setting similar to the one done by Smarter Balanced. This could be done after the close of the testing window in 2015. The big disadvantage of this option is that scores in grades 9 and 10 could not be reported until after the standard-setting process was completed in June or July.

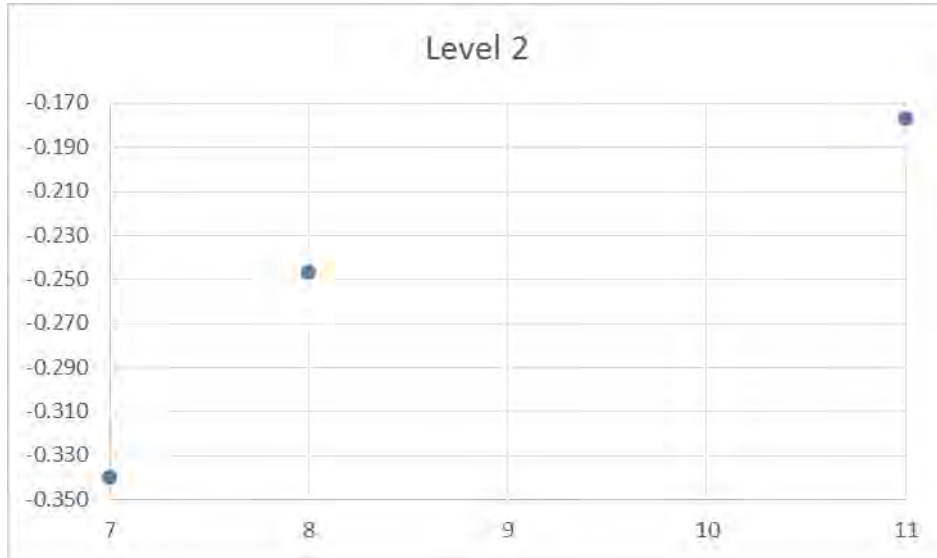
A second, more simple and immediate, way the cut-scores could be established would be to use a regression interpolation procedure and determine the cut-scores statistically. This is the approach taken in the results below.

**STATE DEPARTMENT OF EDUCATION  
NOVEMBER 30, 2015**

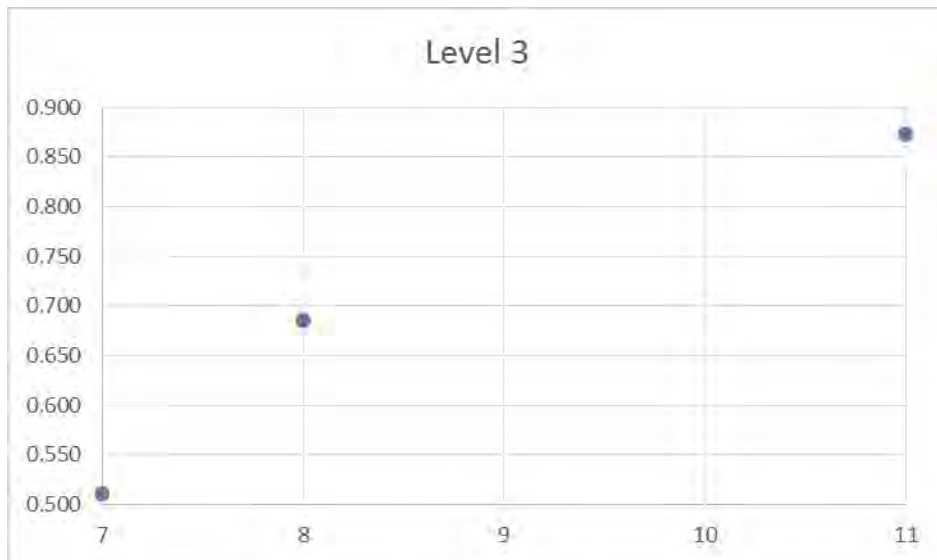
Establishing Cut-Scores for Common Grades 9 and 10 ELA/L and Mathematics

AIR examined the cut-scores established by Smarter Balanced in a variety of ways. Several patterns were immediately obvious when examining the cut-scores in the vicinity of grade 9 and 10. These are show in Figures 1–3 for ELA/L and Figures 4–6 for mathematics.

**Figure 1: ELA/L Level 2 Smarter Cut-Scores**



**Figure 2: ELA/L Level 3 Smarter Cut-Scores**





STATE DEPARTMENT OF EDUCATION  
NOVEMBER 30, 2015

Establishing Cut-Scores for Common Grades 9 and 10 ELA/L and Mathematics

Figure 3: ELA/L Level 4 Smarter Cut-Scores

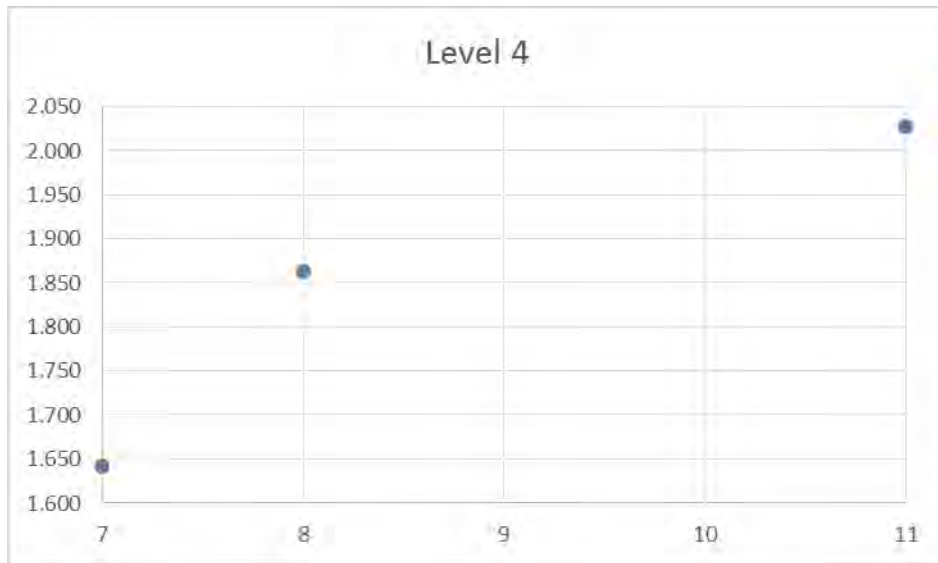
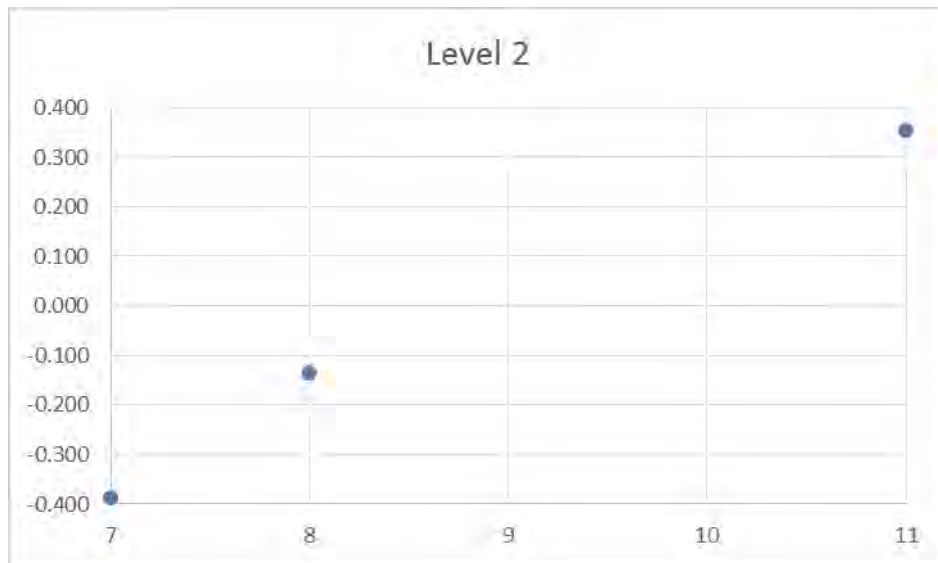


Figure 4: Mathematics Level 2 Smarter Cut-Scores



STATE DEPARTMENT OF EDUCATION  
NOVEMBER 30, 2015

Establishing Cut-Scores for Common Grades 9 and 10 ELA/L and Mathematics

Figure 5: Mathematics Level 3 Smarter Cut-Scores

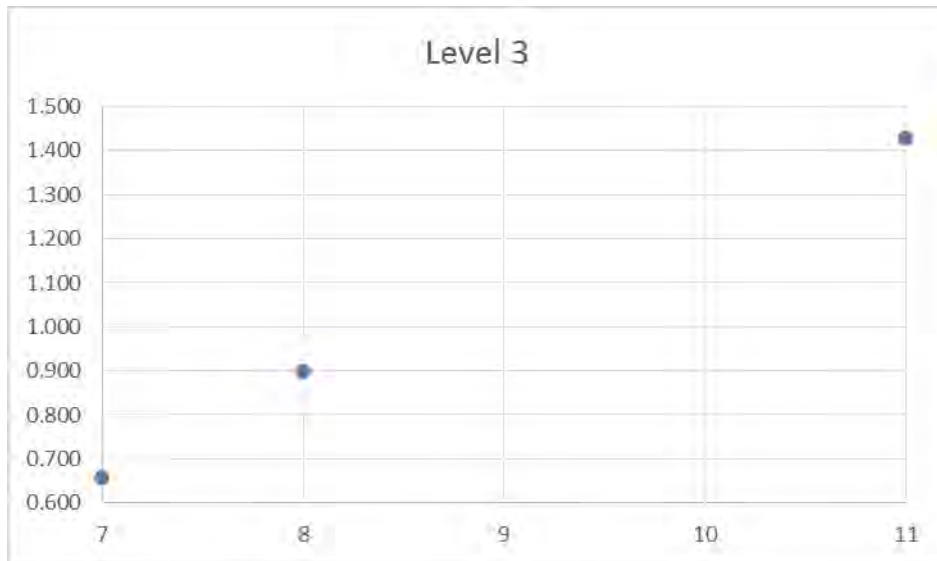
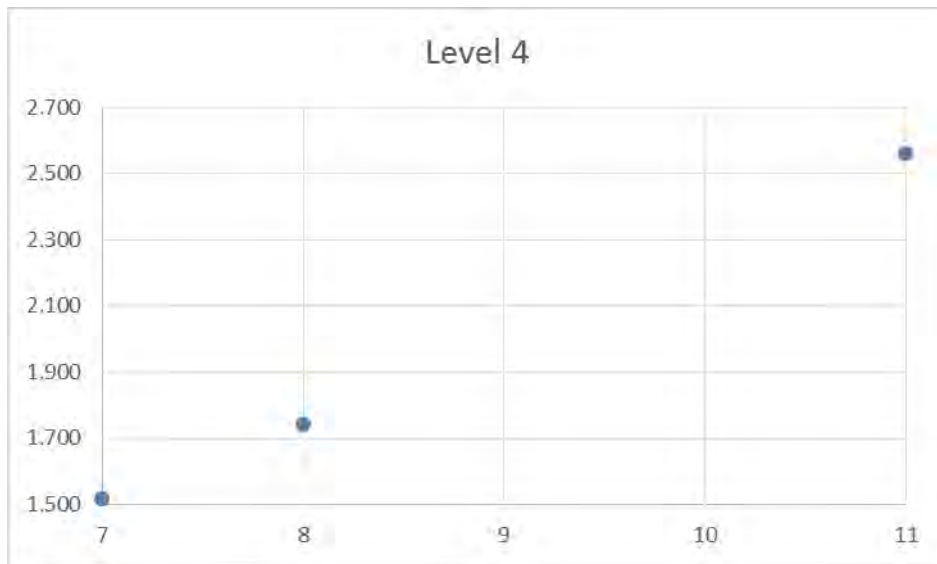


Figure 6: Mathematics Level 4 Smarter Cut-Scores



The obvious patterns in the graphs are that the cut-scores for ELA/L are curvilinear between grades 7 and 11, but the cut-scores for mathematics are linear. Therefore, in order to predict the cut-scores for grades 9 and 10 AIR used a curvilinear regression approach for ELA/L and a linear regression approach for mathematics. For ELA/L theta was converted to  $\exp(\theta)$ . The predicted  $\exp(\theta)$  was converted back to the original theta metric by taking the log of predicted  $\exp(\theta)$ . For mathematics, a simple linear regression using theta was used.

The sample sizes are listed in **Table 4**.

**STATE DEPARTMENT OF EDUCATION  
NOVEMBER 30, 2015**

Establishing Cut-Scores for Common Grades 9 and 10 ELA/L and Mathematics

The sample sizes used in the regression analyses are listed in **Table 4**. Table 5 shows the values of cut-scores used in the regression for ELA/L, along with the slopes and intercepts of the regressions. Similarly, Table 6 shows the same results for mathematics. The percentage at and above for grades 9 and 10 was obtained from ETS. These percentages are based on the 2014 Smarter Balanced field-test vertical linking sample.

**Table 4: Sample Sizes of Grades 9, 10, and 11 Students in Vertical Linking Sample**

<b>Sample Sizes in Vertical Linking Sample</b>		
<b>Grade</b>	<b>ELA/L</b>	<b>Math</b>
09	7,714	12,016
10	11,924	14,342
11	31,019	21,250

**STATE DEPARTMENT OF EDUCATION  
NOVEMBER 30, 2015**

Establishing Cut-Scores for Common Grades 9 and 10 ELA/L and Mathematics

**Table 5: Cut-Scores for ELA/L**

<b>Level 2</b>			
<b>Anchoring Grade</b>	<b>Exp(theta)</b>	<b>Theta Cut</b>	<b>Percentage (%) at and above</b>
07	0.712	-0.340	66
08	0.781	-0.247	71
11	0.838	-0.177	72
<b>Slope</b>			0.028589
<b>Intercept</b>			0.529122
<b>Level 3</b>			
07	1.665	0.510	38
08	1.984	0.685	41
11	2.392	0.872	41
<b>Slope</b>			0.17107
<b>Intercept</b>			0.530975
<b>Level 4</b>			
07	5.160	1.641	8
08	6.437	1.862	9
11	7.584	2.026	11
<b>Slope</b>			0.554269
<b>Intercept</b>			1.58987

**STATE DEPARTMENT OF EDUCATION  
NOVEMBER 30, 2015**

Establishing Cut-Scores for Common Grades 9 and 10 ELA/L and Mathematics

**Table 6: Cut-Scores for Mathematics**

<b>Level 2</b>		
<b>Anchoring Grade</b>	<b>Theta Cut</b>	<b>Percentage (%) at and above</b>
07	-0.390	64
08	-0.137	62
11	0.354	59
<b>Slope</b>		0.180846
<b>Intercept</b>		-1.625
<b>Level 3</b>		
07	0.657	33
08	0.897	32
11	1.426	33
<b>Slope</b>		0.188577
<b>Intercept</b>		-0.641
<b>Level 4</b>		
07	1.515	13
08	1.741	13
11	2.561	11
<b>Slope</b>		0.264231
<b>Intercept</b>		-0.351

**STATE DEPARTMENT OF EDUCATION  
NOVEMBER 30, 2015**

Establishing Cut-Scores for Common Grades 9 and 10 ELA/L and Mathematics

Table 7 shows the predicted cut-scores for grades 9 and 10 for ELA/L; Table 8 has the same information for mathematics. The scaled score cut-scores for grades 9 and 10 are bolded in both tables.

**Table 7: Predicted Cut-Scores for ELA/L**

ELA/L Predicted Cut-Scores				
Grade	Predicted Theta Cut	Inverse Proportions	Theta Cuts	Scaled Score Cuts
07	-0.316	65	-0.34	2479
08	-0.277	72	-0.247	2487
09	-0.240	68	-0.240	<b>2488</b>
10	-0.205	76	-0.205	<b>2491</b>
11	-0.170	72	-0.177	2493
07	0.547	37	0.51	2552
08	0.642	43	0.685	2567
09	0.728	38	0.728	<b>2571</b>
10	0.807	46	0.807	<b>2577</b>
11	0.881	40	0.872	2583
07	1.699	8	1.641	2649
08	1.796	10	1.862	2668
09	1.884	9	1.884	<b>2670</b>
10	1.965	13	1.965	<b>2677</b>
11	2.040	11	2.026	2682

**STATE DEPARTMENT OF EDUCATION  
NOVEMBER 30, 2015**

Establishing Cut-Scores for Common Grades 9 and 10 ELA/L and Mathematics

**Table 8: Predicted Cut-Scores for Mathematics**

<b>Mathematics Predicted Cut-Scores</b>				
<b>Grade</b>	<b>Predicted Theta Cut</b>	<b>Inverse Proportions</b>	<b>Theta Cuts</b>	<b>SS Cuts</b>
07	-0.359	63	-0.39	2484
08	-0.178	63	-0.137	2504
09	0.003	56	0.003	<b>2515</b>
10	0.183	62	0.183	<b>2529</b>
11	0.364	59	0.354	2543
07	0.679	32	0.657	2567
08	0.868	33	0.897	2586
09	1.056	28	1.056	<b>2599</b>
10	1.245	33	1.245	<b>2614</b>
11	1.433	33	1.426	2628
07	1.499	13	1.515	2635
08	1.763	12	1.741	2653
09	2.027	9	2.027	<b>2676</b>
10	2.291	12	2.291	<b>2697</b>
11	2.556	11	2.561	2718

The scaled score-cuts were obtained by applying the scaled score linear transformations used by Smarter Balanced to convert thetas to scaled scores. The transformations are in Table 9.

**Table 9: Scaled Score Transformations for Smarter Balanced**

<b>Sample Sizes in Vertical Linking Sample</b>			
<b>Subject</b>	<b>Grade</b>	<b>Slope (a)</b>	<b>Intercept (b)</b>
ELA/L	3–8, HS	85.8	2508.2
Math	3–8, HS	79.3	2514.9

**Lowest Observable Scaled Score (LOSS) and Highest Observable Scaled Score (HOSS) and Initial Ability Estimate**

**STATE DEPARTMENT OF EDUCATION  
NOVEMBER 30, 2015**

Establishing Cut-Scores for Common Grades 9 and 10 ELA/L and Mathematics

For reporting AIR would use the grade 11 lowest observable theta and highest observable theta (LOT/HOT) as well the lowest observable scaled score and highest observable scaled score (LOSS/HOSS) values. For ability estimation AIR would use the average ability of 2014 9<sup>th</sup> and 10<sup>th</sup> grade students as starting values. These are shown in Table 10. If approved by ID, WI and WV these values would be included in the Spring Specifications,

**Table 10: LOSS/HOSS Values and Initial Ability Estimates**

Subject	Grade	Min	Max	Average	Standard Dev	Theta Metric		Scale Score Metric	
						LOT	HOT	LOSS	HOSS
ELA	9	-2.4375	3.3392	0.3396	1.1536	-2.4375	3.3392	2299	2795
ELA	10	-2.4375	3.3392	0.6310	1.1747	-2.4375	3.3392	2299	2795
ELA	11	-2.4375	3.3392	0.5371	1.2025	-2.4375	3.3392	2299	2795
Math	9	-2.9564	4.3804	0.1791	1.4390	-2.9564	4.3804	2280	2862
Math	10	-2.9564	4.3804	0.5388	1.4978	-2.9564	4.3804	2280	2862
Math	11	-2.9564	4.3804	0.6696	1.5757	-2.9564	4.3804	2280	2862



## **Conclusions**

As stated above, there are several ways that cut-scores could be established for the common grades 9 and 10 ELA/L and mathematics test that will be developed for Idaho, the U.S. Virgin Islands, and West Virginia. One way would be to wait for the closing of the testing window and use a standard-setting workshop panel to recommend standards. This would delay the reporting of grades 9 and 10 results until after the cut-scores were adopted.

An easier, and immediate, approach is to set the cut-scores through a statistical procedure. Such an approach is reported in this paper. The cut-scores look reasonable and are probably very close to what would be established if an actual workshop were used to recommend standards. The statistical approach relies on the assumption that the results of the 2014 Grade 9 and 10 vertical linking samples are comparable to the results that would have occurred if the 2014 Grade 9 and 10 tests had been administered according to the above blueprints.

If the three states accept the cut-scores presented above, the results can then be reported on an ongoing basis during the testing window.

THIS PAGE INTENTIONALLY LEFT BLANK

# IDAHO SPECIAL EDUCATION MANUAL ~~2007~~

*Revised ~~2009~~*

# 2015

~~Division of Student Achievement~~

~~And School Improvement~~

~~Idaho State Department of Education~~

Division of Special Education

Idaho State Department of Education

~~Tom Luna, Superintendent of Public  
Instruction~~

Approved by the State Board of Education

December 2014



Nondiscrimination Clause

Federal law prohibits discrimination on the basis of race, color, religion, sex, national origin, age, or disability in any educational programs or activities receiving federal financial assistance. (Title VI and VII of the Civil Rights Act of 1964; Title IX of the Education Amendments of 1972; Section 504 of the Rehabilitation Act of 1973; and the Americans with Disabilities Act of 1990.)

It is the policy of the Idaho State Department of Education not to discriminate in any educational programs or activities, or in employment practices.

Inquiries regarding compliance with this nondiscriminatory policy may be directed to the State Superintendent of Public Instruction, P.O. Box 83720, Boise, ID 83720-0027, (208) 332-6800, or to the Director, Office of Civil Rights, Department of Education, Washington, D.C.

Idaho Special Education Manual

The policies and procedures contained in this Idaho Special Education Manual have been developed by the State Department of Education (SDE) and offered to local education agencies (LEA) for adoption. This Manual has been approved by the State Board of Education, meets the IDEA eligibility requirement of 20 U.S.C. Section 1412, and is consistent with state and federal laws, rules, regulations, and legal requirements.

In the case of any conflict between Idaho Administrative Code (IDAPA) and the Individuals with Disabilities Education Act (IDEA), the IDEA shall supersede the IDAPA, and IDAPA shall supersede this Manual.

*This document was developed and printed by the Idaho State Department of Education using grant funds from the Individuals with Disabilities Education Act 2004, PR/Award #H027A080088A.*

STATE DEPARTMENT OF EDUCATION  
NOVEMBER 30, 2015



STATE DEPARTMENT OF EDUCATION

P.O. BOX 83720  
BOISE, IDAHO 83720-0027

TOM LUNA  
STATE SUPERINTENDENT  
PUBLIC INSTRUCTION

## INTRODUCTION

~~message from Superintendent Tom Luna:~~

~~One of the most important things we do at the State Department of Education (SDE) is support the work done at the local level by our teachers, administrators and other school staff. We offer that support by providing technical expertise and assistance in a variety of areas.~~

~~The *Idaho Special Education Manual 2007* is designed to help you understand the provisions of the Individuals with Disabilities Education Improvement Act (IDEA) and meet the guidelines contained within the law. To receive federal funds available under the IDEA, districts must adopt and implement appropriate special education policies and procedures. Those policies and procedures must be approved by the SDE consistent with state and federal laws, rules, regulations, and legal requirements.~~

~~To help you, this manual contains a sample set of approved policies and procedures that boards of trustees may adopt if they choose to do so. The appendices in this manual are meant to clarify and assist you in adopting policies; they should not be viewed or adopted as policies in and of themselves.~~

~~To the extent possible, we try to make the process of understanding state and federal regulations as easy as possible. If you have questions or comments about this manual or any service offered by the SDE, I hope you will take the time to contact us.~~

Sincerely,

Tom Luna

Superintendent of Public Instruction

---

Office Location	Telephone	Speech/Hearing Impaired	Fax
650 West State Street	208-332-6800	1-800-377-3529	208-334-2228

---

THIS PAGE INTENTIONALLY LEFT BLANK

CONTENTS

**INTRODUCTION LETTER**

**ACKNOWLEDGEMENTS**..... v

**ACRONYMS AND ABBREVIATIONS**..... vi

**GLOSSARY** ..... x

**LEGAL CITATIONS**..... xxxiv

**CHAPTER 1 OVERVIEW**

Section 1. Child Find ..... 3

Section 2. Procedural Safeguards ..... 4

Section 3. Student Eligibility under the IDEA 2004..... 4

Section 4. Free Appropriate Public Education (FAPE) ..... 4

Section 5. District Programs and Services ..... 5

Section 6. Individualized Education Program (IEP)..... 5

Section 7. Least Restrictive Environment (LRE) ..... 6

Section 8. Summary of Activities that May Lead to Special Education Services ..... 6

Chart Special Education Activities ..... 11

**CHAPTER 2 FREE AND APPROPRIATE PUBLIC EDUCATION (FAPE)**

Section 1. Definition of a Free Appropriate Public Education (FAPE)..... 15

Section 2. Provision of FAPE ..... 15

Section 3. FAPE Considerations..... 17

**CHAPTER 3 CHILD FIND**

Section 1. District Responsibility ..... 21

Section 2. Locating Students..... 22

Section 3. Identification ..... 22

Section 4. Referral to Consider a Special Education Evaluation.....25

**CHAPTER 4 EVALUATION AND ELIGIBILITY**

Section 1. Evaluation Team.....30

Section 2. Purpose of an Evaluation .....30

Section 3. Written Notice and Consent for Assessment .....32

Section 4. Information from Other Agencies or Districts.....36

Section 5. Evaluation and Eligibility Determination Procedures .....37

Section 6. Reevaluation and Continuing Eligibility .....41

Section 7. State Eligibility Criteria .....44

A1. Autism Spectrum Disorder .....45

~~B2. Cognitive Impairment~~ Intellectual Disability .....46

C3. Deaf-Blindness.....46

~~D4. Deafness~~.....47

E5. Developmental Delay.....47

~~F6. Emotional Disturbance~~.....49

G7. Other Health Impairment .....50

~~H8. Hearing Impairment~~.....51

~~I9. Learning Disability~~ Specific Learning Disability .....52

~~Ia Specific Learning Disability~~ ..... 56i

~~J10. Multiple Disabilities~~.....56d

~~K11. Orthopedic Impairment~~ .....57

~~L12. Speech or Language Impairment: Language~~ .....58

~~M13. Speech or Language Impairment: Speech~~ .....58

~~M13a. Articulation/Phonology Disorder~~ .....59

~~M213b. Fluency Disorder~~ .....60

~~M3 13c. Voice Disorder~~.....60



Ⓝ14. Traumatic Brain Injury.....62  
Ⓞ15. Visual Impairment Including Blindness.....62

**Documents:**

*Regressed Intelligence Quotient Scores*.....65  
*Fluency Communication Rating Scale*.....68  
*Voice Rating Scale* .....69  
*Documentation of Adverse Effects on Educational Performance for Students with SLD *Speech/Language Disorder**.....70

**CHAPTER 5 INDIVIDUALIZED EDUCATION PROGRAMS**

Section 1. IEP Initiation.....73  
Section 2. IEP Development.....80  
Section 3. IEP Reviews.....96  
Section 4. IEPs for Transfer Students.....97  
Section 5. IEPs for Children from the Infant/Toddler Program.....98  
Section 6. Students with Disabilities in Adult Prisons .....101

**CHAPTER 6 LEAST RESTRICTIVE ENVIRONMENT**

Section 1. Least Restrictive Environment Considerations.....104  
Section 2. District Responsibility for Continuum of Settings and Services .....105  
Section 3. Federal Reporting of LRE.....106

**CHAPTER 7 DISCONTINUATION OF SERVICES, GRADUATION, AND GRADING**

Section 1. Discontinuation of Services .....109  
Section 2. Graduation.....111  
Section 3. Transcripts and Diplomas .....113  
Section 4. Grades, Class Ranking, and Honor Roll .....113

**CHAPTER 8 CHARTER SCHOOLS**

Section 1. Definition and Parent/Student Rights .....116

Section 2. Responsibility for Services .....117

Section 3. Essential Components of a Special Education Program .....118

Section 4. Charter Schools and Dual Enrollment .....119

Section 5. Funding .....119

**CHAPTER 9 PRIVATE SCHOOL STUDENTS**

Section 1. Definitions of Private School Placements.....125

Section 2. Students Voluntarily Enrolled by Parents.....126

Section 3. Students Placed by the District .....133

Section 4. Dual Enrollment by Parents .....134

Section 5. Students Unilaterally Placed by their Parents when FAPE is an Issue .....134

Section 6. Out of State Students Residing in Residential Facilities .....134

**Documents:**

*Affirmation of Consultation with Private School Officials and Representatives of Parents .....138*

**CHAPTER 10 IMPROVING RESULTS**

Section 1. Monitoring Priorities and Indicators .....141

Section 2. Early Intervening Services .....143

Section 3. Personnel.....144

**Documents:**

*Standards for Paraprofessionals Supporting Students with Special Needs.....151*

**CHAPTER 11 PROCEDURAL SAFEGUARDS**

Section 1. Procedural Safeguards Notice.....163

**STATE DEPARTMENT OF EDUCATION  
NOVEMBER 30, 2015**

Section 2.	Domestic Considerations .....	164
Section 3.	Informed Consent.....	169
Section 4.	Written Notice.....	172
Section 5.	Confidentiality and Access to Records.....	174
Section 6.	Independent Educational Evaluations.....	181

**Documents:**

<i>Application for Surrogate Parent</i> .....	185
<i>Procedural Safeguards Notice</i> .....	187

**CHAPTER 12 DISCIPLINE**

Section 1.	General Discipline <del>Guidelines</del> <u>Provisions</u> .....	191
Section 2.	Actions Involving a Change of Placement.....	192
Section 3.	FAPE Considerations.....	194
Section 4.	Procedures for a Manifestation Determination.....	195
Section 5.	Other Considerations .....	197

**CHAPTER 13 DISPUTE RESOLUTION**

Section 1.	<del>IEP</del> Facilitation .....	205
Section 2.	<del>Mediation</del> <u>Informal Conflict Resolution</u> .....	205
Section 3.	<del>Formal Complaints</del> <u>Mediation</u> .....	209
Section 4.	<del>Due Process Hearings</del> <u>State Complaints</u> .....	211
Section 5.	<del>Expedited</del> Due Process Hearings .....	218
Section 6.	<del>Appeals and Civil Action</del> <u>Expedited Due Process Hearings</u> .....	220
Section 7.	<del>Attorney Fees</del> <u>Appeals and Civil Action</u> .....	220
Section 8.	<u>Attorney Fees</u> .....	220

**Documents:**

<i>Special Education Mediation in Idaho: Managing Parent and/or adult</i>	
---	--

STATE DEPARTMENT OF EDUCATION  
NOVEMBER 30, 2015

— *Student and School Conflict through Effective Communication* ..... 224  
*Procedures for Resolving Complaints under the IDEA 2004* ..... 229  
*Mediation Confidentiality Agreement* ..... 235  
*Mediation Agreement Form* ..... 235  
*State Complaint Request Form* ..... 235  
*Due Process Hearing Request Form* ..... 235  
*Expedited Due Process Hearing Request Form* ..... 235  
*Resolution Session Form* ..... 239

**CHAPTER 14 – FORMS**

Contact Log ..... Form 300  
Access Log ..... Form 310  
Written Notice ..... Form 320  
Referral to Consider a Special Education Evaluation ..... Form 330  
Request for Input ..... Form 340  
Consent for Assessment ..... Form 350  
Authorization for Exchange of Confidential Student Information ..... Form 360  
Invitation to a Meeting ..... Form 370  
Eligibility Report ..... Form 380  
Eligibility Report Supplement ..... Form 390  
Eligibility Report Learning Disability ..... Form 400  
Individualized Education Program ..... Form 410  
IEP Goals and Objectives/Benchmarks Supplement ..... Form 420  
IEP LRE Placement and Written Notice Preschool Students ..... Form 430  
Consent to Invite Secondary Transition Agency Personnel ..... Form 440  
Secondary Individualized Education Program ..... Form 450  
Secondary IEP Goals and Objectives/Benchmarks ..... Form 460  
Summary of Performance ..... Form 470  
IEP Amendment ..... Form 480  
Service Plan ..... Form 490  
SP Goals and Objectives/Benchmarks ..... Form 500

STATE DEPARTMENT OF EDUCATION  
NOVEMBER 30, 2015

~~SP LRE Placement and Written Notice Preschool Students.....Form 510~~  
~~Behavior Intervention Plan.....Form 520~~  
~~Functional Behavior Assessment.....Form 530~~  
~~Manifestation Determination.....Form 540~~  
~~Parent or Adult Student and District Agreements.....Form 550~~  
~~Authorization for Disclosure of Identifying Education Record Information for School-  
Based Medicaid Reimbursement for Health Related Services.....Form 560~~  
~~Determination of Need for Surrogate Parent.....Form 570~~

THIS PAGE INTENTIONALLY LEFT BLANK

**ACKNOWLEDGMENTS**

On August 14, 2006, the Individuals with Disabilities Improvement Act of 2004 (IDEA 2004) was signed into law. Revisions to the IDEA regulations were issued in 2007, 2008, 2013 and 2014. The Idaho State Department of Education (SDE) established a task force to review, revise, and update this Manual published a first edition of this Manual in 2007, later revised in 2009. Manual Task Force members served with distinction and volunteered their time to discuss and intensely debate issues and make thoughtful recommendations and decisions to develop this user-friendly manual. The original Manual Task Force members' efforts are recognized here for their work in creating the framework for this Manual.

2006 Task force Force members included the following:

Larry Streeter, Chairman, SDE; Ellie Atkinson, Boise School District #1; Beverly Benge, SDE; Mary Bostick, SDE; Alyssa Carter, Director of Special Education Services, Kuna School District #3; Robin Carter, SDE; Liz Compton, SDE; JoAnn Curtis, Post Falls School District #273; Beth Eloe-Reep, SDE; Paul Epperson, Dispute Resolution Contractor; Dina Flores-Brewer, Special Education Advisory Panel and Staff Attorney Co-Ad, Inc.; Vickie Green, SDE; Mark Gunning, Idaho Parents Unlimited; Russ Hammond, SDE; Gina Hemenway, Boise School District #1; Richard Henderson, SDE; Mont Hibbard, Mont Hibbard Consulting; Frank Howe, SDE; Jacque Hyatt, SDE; Mark Kuskie, SDE; Deborah Lund, Jefferson School District #251; Rene Rohrer, SDE; Annette Schwab, SDE; Debbie Smith, SDE; Lynda Steenrod, Pocatello/Chubbuck School District #25; Jean Taylor, SDE; Tom Trotter, Coeur d'Alene School District #271; and Marybeth Wells, SDE.

The 2006 Task Force members offered their Special appreciation to:

Art Cernosia, Attorney at Law/Educational Consultant; Tamara White, Editor; Annette Schwab, SDE; Valerie Schorzman, State Department of Education; William "Bill" Elvey, SDE; Lester Wyr, SDE; Bonnie Steiner-Leavitt, SDE; Misty Knuchell, SDE; and Cheryl Kary, SDE.

**2015 Idaho Special Education Manual**

For this 2015 Idaho Special Education Manual, the following individuals have been instrumental in creating these updates. Manual reviewers served with distinction and volunteered their time to discuss and debate issues and make thoughtful recommendations and decisions to develop this update to the manual. Thank you to:

<u>Jarl Allen</u>	<u>School Psychologist, Cassia County</u>
<u>Clara Allred</u>	<u>Special Education Director, Twin Falls</u>
<u>Michelle Clement-Taylor</u>	<u>School Choice and Innovation Coordinator, SDE</u>
<u>JoAnn Curtis</u>	<u>Special Education Director, Post Falls</u>

**STATE DEPARTMENT OF EDUCATION  
NOVEMBER 30, 2015**

<u>Shannon Dunstan</u>	<u>Early Childhood and Medicaid Coordinator, SDE</u>
<u>Elaine Eberharter-Maki</u>	<u>Special Education Attorney</u>
<u>Paul Epperson</u>	<u>Contractor, Dispute Resolution</u>
<u>Pat Farmer</u>	<u>Special Education Director (Ret.)</u>
<u>Cliff Hart</u>	<u>Special Education Director, American Falls</u>
<u>Russell Hammond</u>	<u>Contractor, General SDE</u>
<u>Richard Henderson</u>	<u>Director of Special Education, SDE</u>
<u>Mont Hibbard</u>	<u>Contractor, Dispute Resolution</u>
<u>Angela Lindig</u>	<u>Executive Director, Idaho Parents Unlimited (IPUL)</u>
<u>Ed Litteneker</u>	<u>Contractor, Dispute Resolution</u>
<u>Alison Lowenthal</u>	<u>Secondary Transition Coordinator, SDE</u>
<u>Allison Moore</u>	<u>Contractor, General SDE</u>
<u>William Morriss</u>	<u>Special Populations Coordinator, SDE</u>
<u>Richard O'Dell</u>	<u>Quality Assurance and Reporting Coordinator, SDE</u>
<u>Melanie Reese</u>	<u>Dispute Resolution Coordinator, SDE</u>
<u>Sue Shelton</u>	<u>Regional Coordinator, SDE</u>
<u>Julie Solberg</u>	<u>School Psychologist (Ret.)</u>
<u>Cathy Thornton</u>	<u>Special Education Director, West Ada SD #2</u>
<u>Toni Wheeler</u>	<u>Statewide Assessments Coordinator, SDE</u>
<u>Lester Wyr</u>	<u>Funding and Accountability Coordinator, SDE</u>
<u>Jennifer Zielinski</u>	<u>Program Coordinator, Idaho Parents Unlimited (IPUL)</u>

To those parents, advocates, teachers, parent attorneys, special education directors, service providers, Special Education Advisory Panel (SEAP) members, and others in the state who provided insights, questions, and suggestions throughout the review process, we thank you.

Special appreciation and acknowledgements to:

<u>Art Cernosia</u>	<u>Legal and Educational Consultant</u>
<u>Melanie Reese</u>	<u>Manual Committee Chair and Editor</u>
<u>Lily Robb</u>	<u>Administrative Assistant, SDE</u>



ACRONYMS AND ABBREVIATIONS

Section 504	Section 504 of the Rehabilitation Act of 1973
ABS	American Association on Mental Retardation Adaptive Behavior Scale
ADA	Americans with Disabilities Act
A.D.A.	Average Daily Attendance
ADD	Attention Deficit Disorder
ADHD	Attention Deficit Hyperactivity Disorder
ADR	Alternative Dispute Resolution
APR	Annual Performance Report
ASD	Autism Spectrum Disorder
ASHA	American Speech/Language Hearing Association
AT	Assistive Technology
ATRC	Assistive Technology Resource Center
AU	Autism
AYP	Adequate Yearly Progress
BIP	Behavioral Intervention Plan
<u>CADRE</u>	<u>[National]</u>
<u>Center on Dispute Resolution in Special Education</u>	
CALP	Cognitive Academic Language Proficiency
CAP	Corrective Action Plan
CBM	Curriculum-Based Measurement
CDC	Child Development Center
CEC	Council for Exceptional Children
CEIS	Comprehensive Early Intervening Services
C.F.R.	Code of Federal Regulations
CI	Cognitive Impairment ( <u>see Intellectual Disability</u> )

**STATE DEPARTMENT OF EDUCATION  
NOVEMBER 30, 2015**

CIP	Continuous Improvement Plan
CLD	Culturally or Linguistically Diverse
<del>Co-Ad</del>	<del>Comprehensive Advocacy, Inc.</del>
<del>CS</del>	<del>Consultant Specialist (ends June 30, 2006)</del>
DB	Deaf-Blindness
DD	Developmental Delay
DDA	Developmental Disabilities Agency
DHW	Department of Health and Welfare
DJC	Department of Juvenile Corrections
DMA	Direct Math Assessment
DOC	Department of Correction
DP	Due Process
<u>DRI</u>	<u>Disability Rights Idaho</u>
DSM	Diagnostic Services Manual
DWA	Direct Writing Assessment
ECR	Early Complaint Resolution
ECSE	Early Childhood Special Education
ED	Emotional Disturbance
ENT	Ear, Nose and Throat
ESEA	Elementary and Secondary Education Act
ESL	English as a Second Language
ESY	Extended School Year
FAE	Fetal Alcohol Effect
FAPE	Free and Appropriate Public Education
FAS	Fetal Alcohol Syndrome
FBA	Functional Behavioral Assessment
FERPA	Family Educational Rights and Privacy Act

**STATE DEPARTMENT OF EDUCATION  
NOVEMBER 30, 2015**

GED	General Education Development
GEPA	General Education Provisions Act
GPA	Grade Point Average
GRPA	Government Performance Review Act
G/T	Gifted/Talented
<del>HI</del>	<del>Health Impairment</del>
HH	Hard of Hearing
HOUSSE	Highly Objective Uniform State Standard of Evaluation
IAA	Idaho Alternate Assessment
IAES	Interim Alternative Educational Setting
IASA	Improving America’s School Act
IATP	Idaho Assistive Technology Project
IBEDS	Idaho Board of Education Data System
IBI	Intensive Behavioral Interventions
IC	Idaho Code
<u>ID</u>	<u>Intellectual Disability</u>
IDAPA	Idaho Administrative Procedures Act
<del>IELS</del>	<del>Idaho Early Learning Standards</del>
IDEA 2004	Individuals with Disabilities Education Improvement Act 2004
IDELR	Individuals with Disabilities Education Law Report
IDVR	Idaho Division of Vocational Rehabilitation
IEE	Independent Educational Evaluation
<u>IELG</u>	<u>Idaho Early Learning Guidelines (eGuidelines)</u>
<del>IELS</del>	<del>Idaho Early Learning Standards</del>
IEP	Individual Education Program
IFSP	Individual Family Services Plan
IN	Individual (Medicaid Service Code)

**STATE DEPARTMENT OF EDUCATION  
NOVEMBER 30, 2015**

IPUL	Idaho Parents Unlimited, Inc.
IQ	Intelligence Quotient
IRI	Idaho Reading Indicator
ISAT	Idaho Standards Achievement Test
ISBOE	Idaho State Board of Education
ISDB	Idaho School for the Deaf and Blind
ISEAP	Idaho Special Education Advisory Panel
ITC	Idaho Training Clearinghouse
ITP	Infant/Toddler Program
JDC	Juvenile Detention Center
LD	Learning Disability
LEA	Local Education Agency
LEP	Limited English Proficiency
LI	Language Impairment
LD	Learning Disability
LG	Large Group, <u>three (3)</u> or more (Medicaid Service Code)
LOA	Letter of Authorization (ends June 30, 2006)
LRE	Least Restrictive Environment
MD	Multiple Disabilities
MDT	Multidisciplinary Team
<u>MTSS</u>	<u>Multi-Tiered System of Support</u>
NAEP	National Assessment of Educational Progress
NCLB	No Child Left Behind Act
O & M	Orientation and Mobility
OCR	Office of Civil Rights
<u>OHI</u>	<u>Other Health Impaired</u>
OI	Orthopedic Impairment

**STATE DEPARTMENT OF EDUCATION  
NOVEMBER 30, 2015**

OMB	Federal Office of Management and Budget
OSEP	Office of Special Education Programs
OSERS	Office of Special Education and Rehabilitation Services
OT	Occupational Therapy
PBIS	Positive Behavioral Interventions and Supports
PBS	Positive Behavioral Supports
PERC	Parent Education Resource Center
PGI	Performance Goals and Indicators
PIR	Plan for Improving Results
<u>PLAAFP</u>	<u>Present Levels of Academic Achievement and Functional Performance (Also known as PLOP for Present Levels of Performance)</u>
PLOP	<u>Present Levels of Performance (Also known as PLAAFP for Present Levels of Academic Achievement and Functional Performance)</u>
PSR	Psycho-Social Rehabilitation
PT	Physical Therapy
PTI	Parent Training and Information Center
PWN	Prior Written Notice
RTI	Response to Intervention
SBI	Serious Bodily Injury
SBE	State Board of Education
SBR	Scientifically-Based Research
SD	Standard Deviation
SDE	State Department of Education
SEA	State Education Agency
SEAP	Special Education Advisory Panel
SG	Small Group, 2 (Medicaid Service Code)
SI	Speech Impairment
SIG	State Improvement Grant

STATE DEPARTMENT OF EDUCATION  
NOVEMBER 30, 2015

<u>SLD</u>	<u>Specific Learning Disability</u>
SLP	Speech-Language Pathologist
SOP	Summary of Performance (secondary)
SP	Services Plan
SPP	State Performance Plan
SS	Standard Score
TBI	Traumatic Brain Injury
VI	Visual Impairment

GLOSSARY

**Academic achievement.** A student's level of performance in basic school subjects, measured either formally or informally.

**Accommodation.** Changes in the curriculum, instruction, or testing format or procedures that enable students with disabilities to participate in a way that allows them to demonstrate their abilities rather than disabilities. Accommodations are generally considered to include assistive technology as well as changes in presentation, response, timing, scheduling, and settings that do not fundamentally alter the requirements. Accommodations do not invalidate assessment results and do not fundamentally alter the requirements (or course expectations).

**Adaptation.** Changes to curriculum, instruction, or assessments that fundamentally alter the requirements, but that enable a student with an impairment that significantly impacts performance an opportunity to participate. Adaptations include strategies such as reading the reading portion of a test, using spell/grammar check for language arts assessments, and substituting out-of-level testing. Adaptations fundamentally alter requirements and invalidate assessment results and provide non-comparable results.

**Adaptive behavior.** Behavior that displays an age-appropriate level of self-sufficiency and social responsibility which includes the following areas: communication, self-care, home living, social/interpersonal skills, use of community resources, direction, functional academic skills, work, leisure, health, or safety.

**Adverse educational Impact (adverse effect).** A determination made by the evaluation team that the student's progress is impeded by the disability to the extent that the educational performance is significantly and consistently below the level of similar age peers preventing the student from benefitting from general education. harmful or unfavorable influence that a disability has on a student's educational performance in academic (reading, math, communication, etc.) or non-academic areas (daily life activities, mobility, pre-vocational and vocational skills, social adaptation, self-help skills, etc.) The phrases "adverse impact" and "adverse effect" are used interchangeably in this Manual and have the same meaning. (See also "educational performance")

**Adult student.** A student with a disability, age eighteen (18) or older, to whom rights have transferred under the IDEA 2004 and Idaho Code, and who has not been deemed legally incompetent by a court or deemed ineligible to give informed consent by the IEP Team.

**Age-appropriate activities.** Activities that typically-developing children of the same age would be performing or would have achieved.

**Age of majority.** The age at which, by law, a child assumes the responsibilities of an adult. In Idaho, the age of majority is eighteen (18).

**Aggregated data.** Information that is considered as a whole. In this Manual, the term refers to collective data on all students, including students with disabilities.

**Alternate assessment.** A specific assessment, developed by the state in lieu of statewide assessments or by the district in lieu of districtwide assessments, designed to measure functional skills within the same domains required by the regular statewide or district wide assessments. It is designed for students who are unable to demonstrate progress in the typical manner and who meet the state-established criteria.

**Alternative authorization/teacher to new certification.** One of the State Board of Education's alternative routes to teacher certification as outlined in the Idaho Certification Manual distributed by the Idaho State Department of Education. ~~Effective July 1, 2006.~~

**Alternative or supplementary curriculum.** Curriculum not based on or drawn directly from the general education curriculum.

**Alternative school.** A public school placement option that may be utilized for students who are not succeeding in the traditional school environment but may benefit through the use of modified curriculum or flexible programming.

**Articulation.** The ability to speak distinctly and connectedly.

**Articulation disorder.** Incorrect productions of speech sounds, including omissions, distortions, substitutions and/or additions that may interfere with intelligibility.

**American with Disabilities Act (ADA) of 1990.** A federal law prohibiting discrimination on the basis of disability in employment, State and local government, public accommodations, commercial facilities, transportation, and telecommunications. An individual with a disability is defined by the ADA as a person who has a physical or mental impairment that substantially limits one or more major life activities, a person who has a history or record of such an impairment, or a person who is perceived by others as having such an impairment. The ADA does not specifically name all of the impairments that are covered.

**Assessment.** The formal or informal process of systematically observing, gathering, and recording credible information to help answer evaluation questions and make decisions. It is an integral component of the evaluation process. A test is one method of obtaining credible new information within the assessment process. Assessment data may also include observations, interviews, medical reports, data regarding the effects of general education accommodations and adaptations and interventions, and other formal or informal data.

**Assistive technology device.** Any item, piece of equipment, or product system whether acquired commercially, off a shelf, modified, or customized that is used to increase, maintain, or improve the functional capabilities of a student with a disability. Excludes surgically implanted medical devices.



**Assistive technology service.** Any service that directly assists a student with a disability with the assessment, selection, acquisition, or use of an assistive technology device. The term includes the evaluation of the need of the student; purchasing, leasing, or otherwise providing for the acquisition of assistive technology devices; selecting, designing, fitting, customizing, adapting, applying, maintaining, repairing, or replacing devices; coordinating and using other therapies, interventions, or services with existing education and rehabilitation plans and programs; training or technical assistance for a student and/or family; and training or technical assistance for professionals, employers, or other individuals who provide services to, employ, or are otherwise substantially involved in the major life functions of the student.

**Attention deficit disorder (ADD).** A biologically based mental disorder that has these typical characteristics: short attention span; distractive behavior; difficulty following directions and staying on task; and an inability to focus behavior. The disorder compromises many skills needed for academic success, including starting, following through with, and completing tasks; moving from task to task; and following directions.

**Attention deficit hyperactivity disorder (ADHD).** A biologically based mental disorder in which a person has inappropriate degrees of inattention, impulsiveness and hyperactivity.

**Audiologist.** A licensed health care professional who diagnoses hearing loss and selects and fits hearing aids.

**Autism.** An IDEA 2004 disability category in which a developmental disability, generally evident before age three (3), significantly affects verbal ~~and~~ or nonverbal communication skills and social interactions and adversely affects educational performance. Other characteristics often associated with autism are engagement in repetitive activities and stereotyped movements, resistance to environmental change or change in daily routines, and unusual responses to sensory experiences.

**Basic reading skills.** For the purpose of specific learning disability eligibility, includes sight word recognition, phonics, and word analysis. Essential skills include identification of individual sounds and the ability to manipulate them, identification of printed letters and sounds associated with letters, and decoding of written language.

**Behavioral intervention plan (BIP).** A plan comprising practical and specific strategies designed to increase or reduce a definable behavior. These strategies address preventative techniques, teaching replacement behaviors, how to respond or resolve behaviors, and crisis management, if necessary.

**Benchmark.** A major milestone which describes the progress the student is expected to make toward annual goals within a specified period of time. Similar to an objective.

**Braille.** A tactile system of reading and writing, used by students who are blind or visually impaired, with an official code composed of Braille characters or cells that consist of

various patterns of raised dots that correspond to alphabetic letters, punctuation marks and other symbols.

**Business day.** A workday (Monday through Friday) except for federal and state holidays, unless specifically included.

**Case manager.** A member of the evaluation and/or IEP team (usually the special education teacher) who is designated to perform administrative functions for the team, including: (1) setting up meetings; (2) ensuring appropriate forms are completed; (3) ensuring timelines are met; and (4) ~~notifying participants of the times and dates of meetings.~~ includes the responsibility of coordinating and overseeing the implementation of the IEP.

**Change of placement.** ~~Removal of a child with a disability from the child's current educational placement. When the removal is for disciplinary purposes, regulations apply, 34 CFR §300.536. A change in placement relates to whether the student is moved from one type of educational program -- i.e., regular class -- to another type -- i.e., home instruction. Or it may also occur when there is a significant change in the student's educational program even if the student remains in the same setting.~~

**Change of placement for disciplinary reasons.** A removal from the current educational placement for more than ten (10) consecutive school days or a series of removals that constitute a pattern when they total more than ten (10) school days in a school year. Factors such as the length of the removal, the proximity of the removals to one another, ~~and~~ and the total amount of time the student is removed are indicators of a pattern-, and whether the child's behavior is substantially similar to the child's behavior in previous incidents that resulted in the series of removals.

**Charter school within a district.** A publicly funded, nonprofit, nonsectarian public school that is created by a formal agreement (charter) between a group of individuals and the board of trustees of the local school district and operates independently within the district. It is governed by the conditions of its approved charter and federal and state laws. It is the responsibility of the local district to ensure that students attending such charter schools receive appropriate services as required by IDEA 2004, Section section-504 and the ADA.

**Charter school LEA.** A publicly funded, nonprofit, nonsectarian public school that operates as its own local education agency or district. Charter LEAs do not have an agreement with the local school district within whose boundaries they operate. Charter LEAs must be authorized by the Idaho Public Charter School Commission and are required to provide services in accordance with IDEA 2004, section 504 and the ADA.

**Child.** An individual who has not attained age eighteen (18).

**Child count.** For purposes of the annual report required under IDEA 2004, the State must count and report the number of children with disabilities receiving special education and related services on any date between October 1 and December 1 of each year.

**Child find.** A process to locate, identify, and evaluate ~~students who reside in the district and individuals ages three (3) to twenty-one (21) who are suspected of having a disability and in need of special education.~~

**Civil action.** A judicial action that any party who is aggrieved by the final decision of a due process hearing officer may bring in either a federal district court or a state court of competent jurisdiction (as designated by Idaho law ~~the state~~).

**Cognitive academic language proficiency (CALP).** A test to determine a student's appropriate language dominance/usage.

**Cognitive impairment.** ~~An IDEA 2004 disability category in which subaverage intellectual functioning exists concurrently with deficits in adaptive behavior. These deficits are manifested during the student's developmental period and adversely affect the student's educational performance. The term "mental retardation" was previously used to refer to this condition.~~

**Comparable benefit.** ~~The IDEA 2004 requirement that obligates districts to ensure that private school students with disabilities receive benefits that are comparable in quality, scope, and opportunity for participation in special education services funded by the IDEA 2004 to those students with disabilities enrolled in public schools.~~

**Compensatory education.** Educational services or remedies which are above and beyond those normally due a student under his or her state's education law. The principle is acknowledged by most courts that have considered the issue to be an appropriate equitable remedy when a student has been denied free appropriate public education. Services that would put the student in the same position had they not been denied a FAPE.

**Compensatory remedy.** ~~A judicial order or administrative action intended to redress a violation of the rights of a student with a disability who has suffered a loss as a result of the wrongful or negligent act of another and to restore the student to the position he or she would have been in if the wrongful or negligent act had not occurred. The remedy may include the award of monetary reimbursement or other corrective actions as appropriate to the needs of the student.~~

**Complaint. (state complaint)** A formal, written, and signed statement submitted to the Idaho State Department of Education by an individual or organization that contains one or more allegations and the facts on which the statement is based that a district or agency has violated a requirement of ~~Part B of the IDEA 2004.~~within 365 days.

**Comprehensive Coordinated early intervening services (CEIS).** ~~Services for students (K-12) who need additional academic and behavioral support to succeed in a general education environment. These students have not been identified as having a disability.~~ under the IDEA.

**Consensus.** Following the opportunity for each member to provide input and gain clarification, the resulting outcome where each member agrees to support the decision of the group. ~~Has two common meanings. Consensus is usually defined as meaning both: a) the general agreement to support the decision, and b) the process of getting to reaching such agreement to support the decision. Consensus decision making is thus concerned primarily with that process~~

- ~~(1) — A general agreement among the members of a given group or community, each of which exercises some discretion in decision making and follow-up action.~~
- ~~(2) — A decision-making process that not only seeks the agreement of most participants, but also to resolve or mitigate the objections of the minority to achieve the most agreeable decision.~~

**Consent.** Voluntary, written approval of a proposed activity, as indicated by a ~~parent and/or adult student~~ parent/adult student signature. The ~~parent and/or adult student~~ parent/adult student must be fully informed of all relevant information in his or her native language or other mode of communication and must understand all information relevant to the activity to make a rational decision.

**Conservator.** A person appointed by the court to handle financial decisions for a person who is incapacitated or debilitated. In Idaho the conservator has all of the powers conferred in Idaho Statute 15-5-424 and any additional powers conferred by law on trustees in this state. In addition, a conservator of the estate of an unmarried minor under the age of eighteen (18) years, as to whom no one has parental rights, has the duties and powers of a guardian of a minor described in section 15-5-209 of this code until the minor attains the age of eighteen (18) or marries, but the parental rights so conferred on a conservator do not preclude appointment of a guardian as provided by part 2 of this chapter, Idaho Statute 15-5-424.

**Consultant Specialist (CS).** ~~The SDE may issue a Consultant Specialist letter of approval to use a highly and uniquely qualified individual in an educational position that normally requires formal certification. This provision expires June 30, 2006.~~

**Controlled substance.** Any drug so designated by law whose availability is restricted; i.e., so designated by federal Controlled Substances Acts. Included in such classifications are narcotics, stimulants, depressants, hallucinogens, and marijuana. (See Schedule I, II, III, IV or V in section (c) of the Controlled Substances Act (21 U.S.C. 812(c))

**Coordinated early intervening services (CEIS).** Services for students (K-12) who need additional academic and behavioral support to succeed in a general education environment. These students have not been identified as having a disability. under the IDEA.

**Core academic subjects.** These include English, reading or language arts, mathematics, science, foreign languages, civics and government, economics, arts, history, and geography under the ESEA (NCLB).

**Corrective action plan (CAP).** A plan that orders a district as a result of an IDEA 2004 complaint to take corrective actions to resolve legal deficiency as found by the SDE.

**Critical life skill.** Skills that lead to independent functioning. Development of these skills can lead to reduced dependency on future caretakers and enhance students' integration with nondisabled individuals. Skills may include such things as toileting, feeding, mobility, communication, dressing, self-help, and social/emotional functioning.

**Dangerous weapon.** A weapon, device, instrument, material, or substance, animate or inanimate, that is used for, or is readily capable of causing death or serious bodily injury, except that such term does not include a pocket knife with a blade of less than 2 ½ inches in length.

**Data-based decision making.** The collecting of information that can be charted or graphed to document performance over time followed by an analysis of the information to determine needed changes in policies, programs, or procedures.

**Day.** Refers to a calendar day unless otherwise indicated as a business or school day.

**Deaf-blindness.** An IDEA 2004 disability category in which a student demonstrates hearing and visual impairments, and where the combination of these two disabilities causes such severe communication and other developmental and educational needs that the student cannot be accommodated with special education services designed solely for students with deafness or blindness.

**Deafness.** An IDEA 2004 disability category in which a hearing impairment loss or inability is so severe that the student, with or without amplification, is limited in processing linguistic information through hearing, which adversely affects educational performance.

**Detained youth.** Anyone aged three (3) through twenty-one (21) who is being held for a crime regardless of whether or not that person has appeared before the court.

**Developmental achievement.** Gains a student makes which follow the pedagogic theory that all children learn in the same basic way and in the same sequence, although at different rates.

**Developmental delay.** An IDEA 2004 disability category used only for students ages three (3) through nine (9) for whom a significant delay exists in one or more of the following skill areas: receptive/expressive language; cognitive abilities; gross/fine motor functioning; social/emotional development; or self-help/adaptive functioning. The use of this category is optional for districts.

**Disaggregated data.** Information that is reported and/or considered separately on the basis of a particular characteristic. In this Manual, the term refers to data on special education students as a group that is reported and/or considered separately from the same data on all students in a school, district, or state.

**Discipline.** Actions taken in response to a student's violation of the student conduct code. A set of rules or techniques designed by a district for the purpose of minimizing disruption and promoting positive interaction.

**Disclosure.** The access to or the release, transfer or other communication of education records, or personally identifiable information contained in these records by oral, written, electronic, or other means.

**Discrepancy formula.** ~~A method of determining the difference between a student's expected level of academic achievement and intellectual ability used, to establish eligibility for special education under the category of learning disability.~~

**Disproportionality.** A disparity or inequality. In this Manual, the term refers to a statistical range of data where students of a specific race or ethnicity are identified in either greater or fewer numbers than expected when compared to the representation of that race or ethnicity within the general school population. The areas addressed in the IDEA 2004 are: (1) identification as a student with a disability; (2) identifications a student with a specific category of disability; and (3) placement in a particular educational setting and (4) the incidence, duration of any type of disciplinary actions, including suspensions and expulsions.

**District.** A local educational agency (LEA), inclusive of the following terms: a local district, a state authorized charter school, a state operated program, and a traditional school. See also "LEA."

**Dropout.** A student who has voluntarily left an education system before completion of requirements and is not known to be enrolled in any other educational program.

**Dual enrollment.** A child of school-age who is enrolled in a nonpublic school (including a homeschool) or a public charter school and enrolled in a public school to participate in public school programs and activities, Idaho Statue 33-203. See also "nonpublic school" and "nonpublic student"

**Due process hearing.** An administrative hearing conducted by an SDE-appointed hearing officer to resolve disputes on any matter related to identification, evaluation, educational placement, or the provision of a free appropriate public education under the IDEA.

**Educational performance.** A student's educational performance in achievement, developmental and or functional skills.

**Education record.** A student's record containing personally identifiable information maintained by an educational agency or institution, or by a party acting for the agency or institution,

which may include, but is not limited to print, handwriting, computer media, video or audio tape, film, microfilm, and microfiche, but is not within the exceptions set out in the Family Educational Rights and Privacy Act (FERPA). The documents in the education record used to determine current eligibility and monitor current progress are considered part of the education record and are maintained. Items in the educational record that are no longer used, or have been summarized, may be removed from the educational record after written parental notification.

**Educational services agency, other public institution or agencies.** (1) An educational service agency, as defined in 34 CFR §300.12; and (2) Any other public institution or agency having administrative control and direction of a public elementary school or secondary school, including a public nonprofit charter school that is established as an LEA under State law.

**Elementary school.** The term ‘elementary school’ means a nonprofit institutional day or residential school, including a public elementary charter school, that provides elementary education, as determined under State law, 34 CFR §300.13. An elementary school includes a grade configuration of grades one (1) through eight (8) inclusive, or any combination thereof, Idaho Code 33-119.

**Evaluation Eligibility/evaluation team.** A group of people, including the ~~parent and or adult student~~ parent/adult student, charged with the responsibility to make decisions regarding evaluation, assessments, and eligibility. This team includes the same membership as the IEP team (although not necessarily the same individuals) and other qualified professionals as appropriate. ~~The evaluation team may conduct its business with or without a meeting. However, if requested by the parent and or adult student, a team meeting will be held~~

**Emotional disturbance.** An IDEA 2004 disability category in which a student has a condition exhibiting one or more of five behavioral or emotional characteristics over a long period of time, and to a marked degree, that adversely affects educational performance. The term *does not* include students who are socially maladjusted unless it is determined they have an emotional disturbance. The term emotional disturbance *does* include students who are diagnosed with schizophrenia.

**Essential Components of Reading Instruction.** The term means explicit and systematic instruction in (a) phonemic awareness, (b) phonics, (c) vocabulary development, (d) reading fluency, including oral reading skills, and (e) reading comprehension strategies.

**Evaluation.** A term that means using all required procedures to determine whether a child has a disability and the nature and extent of the special education and related services that the child needs.

**Expedited due process hearing.** An administrative hearing conducted by an SDE-appointed hearing officer to resolve disputes concerning discipline for which shortened timelines are in effect in accordance with the IDEA 2004.

**Expulsion.** Removal of a student from school for an extended period of time. For general education students, services usually cease during an expulsion.

**Extended school year (ESY).** A program to provide special education and related services to an eligible student with a disability beyond the conventional number of instructional days in a school year and at no cost to the parents. An ESY program must be based on an IEP team decision and meet Idaho standards.

**Extracurricular activities.** Programs sponsored by a district that are not part of the required curriculum but are offered to further the interests and abilities of students.

**FAPE** (~~see~~ See “Free appropriate public education”)

**FERPA** (~~see~~ See “Family Educational Rights and Privacy Act”)-

**Facilitation.** A voluntary process during which a neutral and impartial individual, contracted by the SDE, is appointed to conduct an IEP Team or other special education related meeting.

**Family Educational Rights and Privacy Act (FERPA).** A federal law protecting the privacy of students and parents by mandating that personally identifiable information about a student contained in education records must be kept confidential unless otherwise provided by law. FERPA also contains provisions for access to records by parents, students, staff, and others.

**Fluency disorder.** Stoppages in the flow of speech that are abnormally frequent and/or abnormally long. These interludes take the form of repetitions of sounds, syllables, or single syllable words; prolongations of sounds; or blockages of airflow and/or voicing in speech.

**Free Appropriate Public Education (FAPE).** A basic IDEA 2004 requirement which states that special education and related services are provided at public expense (free); in conformity with an appropriately developed IEP (appropriate); under public supervision and direction (public); and include preschool, elementary, and secondary education that meets the education standards, regulations, and administrative policies and procedures issued by the State Department of Education (education).

**Functional achievement and performance.** Gains made by a student which include programming in community living, reading, communication, self-care, social skills, domestic maintenance, recreation, employment or vocational skills. Also called independent living skills.



**Functional behavioral assessment (FBA).** A systematic process for defining problem behavior and gathering medical, environmental, social, and instructional information that can be used to hypothesize about the function of student behavior.

**General education curriculum.** The curriculum that is designed for all students, usually consisting of a common core of subjects and curriculum areas adopted by a district that are aligned to the Idaho Achievement Standards or district standards. The general education curriculum is defined by either the Idaho Achievement Standards or the district content standards if they are as rigorous.

**General education interventions.** Educational interventions designed to address 95% of the students using the core and supplemental ~~curriculum~~ interventions. Such interventions ~~use~~ may include whole-school approaches, scientifically based programs, and positive behavior supports, including accommodations and instructional interventions conducted in the general education environment. These interventions may also include professional development for teachers and other staff to enable such personnel to deliver scientifically based literacy instruction and/or instruction on the use of adaptive and instructional software.

**Goal.** A measurable statement ~~of desired progress, that includes behavior, evaluation procedures and performance criteria and describes what the student is reasonably expected to accomplish from the specialized education program within the time covered by the IEP (generally one year).~~ In an IEP, annual goals must include academic and functional goals designed to meet a child's needs that result from his or her disability, enable the child to be involved in and make progress in the general curriculum, and meet the child's other educational needs that result from the child's disability.

**Graduation.** The point in time when a student meets the district requirements for receipt of a regular high school diploma.

**Guardianship.** A judicial determination under which a competent adult has the legal right and duty to deal with problems, make decisions, and give consent for an adult with a disability (at least eighteen (18) years of age) who cannot act on his or her own behalf. The court will specify the nature and scope of the guardian's authority.

~~**Gun-Free Schools Act.** Federal legislation enacted in 1994 requiring school districts and similar public agencies to adopt a policy generally requiring the expulsion from school for a period of not less than one year of any student determined to have brought a weapon to school, although permitting exceptions to be made on a case-by-case basis for students, including students with disabilities whose behavior is determined to be a manifestation of their disability.~~

~~**Health impairment.** An IDEA 2004 disability category in which a student exhibits limited strength, vitality or alertness, including heightened alertness to environmental stimuli that is due to chronic or acute health problems (such as asthma, ADD or ADHD, cancer, diabetes, epilepsy, Fetal Alcohol Syndrome, a heart condition, hemophilia, lead~~

~~poisoning, leukemia, nephritis, rheumatic fever, sickle cell anemia, Tourette syndrome and stroke) to such a degree that it adversely affects the student's educational performance.~~

**Health services.** See "School health services".

**Hearing impairment.** An IDEA 2004 disability category in which a student has a permanent or fluctuating hearing loss that adversely affects the student's educational performance but is not included under the category of deafness. Also referred to as hard of hearing.

**Highly objective uniform state standard of evaluation (HOUSSE).** A rubric developed by the State Department of Education that can be used by a district as one way to determine if a teacher meets the federal definition of being "highly qualified" to teach in a given core academic subject and grade level designation.

**Highly qualified.** The standard which personnel (who teach core academic subjects) must possess with the appropriate certification, endorsement, licensure, coursework, training, skills and qualifications to provide educational services to students.

**High school.** ~~A high school is any school that contains grade twelve (12). IDAPA 08.02.03 c.iii.~~ Idaho Statute 33-119 defines secondary school as grades seven (7) through twelve (12) inclusive of any combination thereof. See secondary school.

**Homebound student.** A student whose IEP team determines the child's home is the least restrictive environment.

**Homeless children and youth.** Children and youth who lack a fixed, regular, and adequate nighttime residence as defined in the McKinney-Vento Homeless Assistance Act.

**Homeschool.** An education program delivered by parents who have decided to provide instruction in the home and not in a public or private school. A homeschool is a nonpublic school, but is not considered a private school. A virtual public school is not a homeschool.

**Homeschooled students.** A homeschooled student is one whose parents have decided to provide an educational program in the home with instruction provided by the parents. A homeschool student is considered a nonpublic school student, but is not considered a private school student. A student who is enrolled in a virtual public school is not considered a homeschooled student for the duration that they attend that virtual public school.

**Honig Injunction.** A court order to remove a special education student from school or current educational placement due to factors of dangerousness. Districts are required to continue with the provision of FAPE.

**Idaho core standards.** Educational standards in math and English language arts detailing what K-12 students should know at the end of each grade and establishing consistent standards across the states, as well as ensuring that students graduating from high school are prepared to enter credit-bearing courses at two- or four-year college programs or enter the workforce.

**Illegal use of drugs.** The unlawful use, possession or distribution of substances identified under the Controlled Substances Act, but does not include the use of a drug taken under supervision by a licensed health care professional.

**Independent educational evaluation (IEE).** One or more assessment(s) conducted by a qualified examiner(s) who is not employed by or contracted by the public agency or district responsible for the education of the student in question.

**Individualized education program (IEP).** A written document (developed collaboratively by an IEP team made up of parents and school personnel) which outlines the special education program for a student with a disability. This document is developed, reviewed and revised at an IEP meeting at least annually.

**Individualized education program (IEP) team.** A team established by the IDEA 2004 and comprised but not limited to of the student's general education teacher, a special education teacher, a district representative, parents, the student when appropriate, and other knowledgeable persons. The team is responsible for developing an IEP, determining placement, and reviewing and revising the student's IEP and placement at least annually.

**Individualized family service plan (IFSP).** A written individualized plan for an infant or toddler (birth to three (3) years of age) with a disability that is developed by a multidisciplinary team, including the parents, under Part C of the IDEA ~~reference Public Law 108-446, Section 636(C).~~

**Individuals with Disabilities Education Act(IDEA).** A federal law ensuring services to children with disabilities. The IDEA governs how states and public agencies provide early intervention, special education and related services to individuals with disabilities. Infants and toddlers with disabilities (birth to two) and their families receive services under IDEA Part C. Children and youth (ages three (3) to twenty-one (21) receive special education and related services under IDEA Part B.

**Initial provision of service.** The first time that a child with a disability is provided special education and related services. This is also referred to as the "initial placement" and means the first time a parent is offered special education and related services for their child after an initial evaluation and eligibility determination.

**In-lieu of transportation.** Alternate method of transporting students to and from school.

~~**In-school suspension.** A disciplinary technique, considered a less restrictive alternative to sending a student home, that involves excluding the student from the regular classroom and assigning him or her to a temporary location where students work and receive a minimum amount of privileges.~~

**Instructional intervention.** An action or strategy based on an individual student's problem that is designed to remedy, improve, or eliminate the identified problem.

~~**Intellectual disability. Cognitive impairment.** An IDEA 2004 disability category in which significant sub-average general intellectual functioning exists concurrently with deficits in adaptive behavior. These deficits are manifested during the student's developmental period and adversely affect the student's educational performance. The terms "mental retardation" and "cognitive impairment" were previously used to refer to this condition.~~

~~**Intensive Behavioral Intervention (IBI).** Individualized, comprehensive, proven interventions used on a short-term, one-to-one basis that produce measurable outcomes which diminish behaviors that interfere with the development and use of language and appropriate social interaction skills or broaden an otherwise severely restricted range of interest. Students who may be eligible for IBI display self-injurious, aggressive or severely maladaptive behavior and severe deficits in the areas of verbal and nonverbal communication, social interaction or leisure and play skills.~~

**Interagency agreement.** A written document that defines the coordination between the state and/or public/private agencies and/or districts with respect to the responsibilities of each party for providing and funding special education programs and special education and related services.

**Interim alternative educational setting (IAES).** The educational setting in which a district may place a student with a disability, for not more than forty-five (45) school days, if the student while at school, on school premises or at a school function carries a weapon or possesses a weapon; knowingly possesses, uses, sells or solicits the sale of illegal drugs or controlled substances; or has inflicted serious bodily injury upon another person. An IAES may also be ordered by a due process hearing officer based upon evidence that maintaining the current placement is substantially likely to result in injury to the student or others.

**Interim IEP.** A short-term IEP with all the components of a standard IEP developed by the IEP team. It may be used for students transferring from other districts pending the development of the standard IEP or other purposes as needed.

**Interpreting services.** The process of providing accessible communication between and among persons who are deaf, hard of hearing, or deaf-blind, and those who are hearing. The process includes, but is not limited to, communication between American sign language or other form of Manual communication and English. The process may also involve various other modalities that involve visual, gestural and tactile methods including Oral

oral transliteration services, cued language transliteration services, sign language transliteration and interpreting services, and transcription services, such as communication access real-time translation (CART), C-Print, and TypeWell. ~~and special interpreting services for children who are deaf-blind (34 CFR §34.4.i)~~

**Intervention plan (I-Plan).** An individual intervention plan designed by a general education team to improve a student's academic performance or behavior through general education interventions. This plan must be documented, and include the development, implementation and monitoring of the plan.

**Itinerant specialist.** A teacher who normally travels and provides services to students in different schools or in the home or consults with teachers and administrators.

**Joint custody.** A court order awarding custody of a minor child to both parents and providing that physical and/or legal custody shall be shared by the parents.

**Joint legal custody.** A court order providing that the parents of a child are required to share the decision-making rights, responsibilities, and authority relating to the health, education, and general welfare of the child.

**Joint physical custody.** A court order awarding each of the parents significant periods of time in which a child resides with or is under the care and supervision of each of the parents. The actual amount of time is determined by the court.

**Language impairment.** An IDEA 2004 disability category in which a delay or disorder exists in the development of comprehension and/or the uses of spoken or written language and/or other symbol systems and which adversely affects the student's educational performance. A language impairment may involve any one or a combination of the following: the form of language (morphological and syntactic systems); the content of language (semantic systems); and/or the function of language in communication (pragmatic systems).

**Learning disability.** ~~See "specific learning disability" An IDEA 2004 disability category in which a specific disorder of one or more of the basic psychological processes involved in understanding or in using spoken or written language may manifest itself in an imperfect ability to listen, think, speak, read, write, spell or do mathematical calculations, adversely affecting the student's educational performance. The term includes such conditions as perceptual disabilities, brain injury, minimal brain dysfunction, dyslexia and developmental aphasia. The term does not include a student who has needs that are primarily the result of visual, hearing, or motor disabilities; cognitive impairment; emotional disturbance; or environmental, cultural, or economic disadvantage.~~

**Least restrictive environment (LRE).** The IDEA 2004 requirement that students with disabilities, including those in public or private institutions or other care facilities, be educated with students who are nondisabled to the maximum extent appropriate.

**Limited English proficient (LEP). Students** An individual aged three (3) to twenty-one (21), who is enrolled or preparing to enroll in elementary or secondary school, and from language backgrounds other than English who need language assistance services in their own language or in English in the schools and who meets one or more of the following conditions: (1) the student was born outside of the United States or his or her native language is not English; (2) the student comes from an environment where a language other than English is dominant; or (3) the student is American Indian or Alaskan Native and comes from an environment where a language other than English has had a significant impact on his or her level of English language proficiency. The student also has sufficient difficulty speaking, reading, writing, or understanding the English language to deny him or her the opportunity to learn successfully in English-only classrooms. he or she was not born in the United States or his or her native language is a language other than English; he or she is a Native American or Alaska Native, or a native resident of the outlying areas; he or she comes from an environment where a language other than English has had a significant impact on the individuals level of English language proficiency; or the individual is migratory, whose native language is a language other than English, and who comes from an environment where a language other than English is dominant. The LEP individual's difficulties in speaking, reading, writing, or understanding the English language may be sufficient to deny the him or her the ability to meet the State's proficient level of achievement on State assessments; the ability to successfully achieve in classrooms where the language of instruction is English; or the opportunity to participate fully in society.

**Listening comprehension.** For the purpose of specific learning disability eligibility, refers to the understanding of the implications and explicit meanings of words and sentences of spoken language. This includes following directions, comprehending questions, and listening and comprehending in order to learn (e.g., auditory attention, auditory memory, and auditory perception). Listening comprehension also includes the ability to make connections to previous learning.

**Local district.** See "district" and "local educational agency (LEA)"

**Local educational agency (LEA).** A public board of education or other public authority legally constituted within a State for either administrative control or direction of, or to perform a service function for, public elementary or secondary schools in a city, county, township, school district, or other political subdivision of a State, or for a combination of school districts or counties as are recognized in a State as an administrative agency for its public elementary schools or secondary schools. See "district"

**Manifestation determination.** A determination by the parent and relevant members of the IEP team of whether the conduct in question was caused by or had a direct and substantial relationship to the student's disability or if the conduct in question was the direct result of the LEA's failure to implement the IEP. ~~or not the misconduct of a student with a disability was (1) a demonstration of the disability, that is, an inability to understand~~

~~impact and consequences or an inability to control behavior; (2) the result of an inappropriate placement; and/or (3) the lack of provision of services consistent with the IEP and placement.~~

**Mathematics calculation.** For the purpose of specific learning disability eligibility, this refers to the knowledge and retrieval of mathematical facts and the application of procedural knowledge in computation.

**Mathematics problem solving.** For the purpose of specific learning disability eligibility, refers to the ability to apply mathematical concepts and understandings to real-world situations, often through word problems. It is the functional combination of computation knowledge and application knowledge, and involves the use of mathematical computation skills and fluency, language, reasoning, reading, and visual-spatial skills in solving problems. Essentially, it is applying mathematical knowledge at the conceptual level.

**McKinney-Vento Homeless Assistance Act.** This law is designed to address the problems that homeless children and youth have faced in enrolling, attending, and succeeding in school. Under this law program, state educational agencies (SEAs) must ensure that each homeless child and youth has equal access to the same free, appropriate public education, including a public preschool education, as other children and youth.

**Mediation.** A voluntary, ~~informal~~ confidential, and structured process during which in which an SDE-contracted individual is appointed to serve as an impartial and neutral third party mediator to helps parents and district or agency personnel resolve an IDEA-related conflict. Mediation usually results in a written, legally-binding agreement that is mutually acceptable to both parties and enforceable in court.

**Medicaid services (school-based).** Those ~~related~~ services, assessment and plan development for students receiving Medicaid which school districts may bill for reimbursement with the consent of the parent.

**Medical services.** Medical services means services provided by a licensed physician to determine a child's medically related disability that results in the child's need for special education and related services, ~~as defined in 34 CFR §300.34(e)(5).~~

**Middle school.** A middle school is a school that does not meet the definition of an elementary school and contains grade eight (8) but does not contain grade twelve (12). ~~IDAPA 08.02.03 e.ii.~~

**Migrant student.** A student ~~of compulsory school attendance age~~ who has not graduated from high school or completed a high school equivalency certificate and resides within a family that is composed of migrant fisher or agricultural workers. The student has moved within the preceding thirty-six (36) months in order for the family to obtain or seek this type of temporary or seasonal employment that is a principal means of livelihood.

**Modification.** Changes in course content, teaching strategies, standards, test presentation, location, timing, scheduling, expectations, student responses, environmental structuring, and/or other attributes which provide access for a student with a disability to participate in a course/standard/test, which fundamentally alters or lowers the standard or expectations of the course/standard/test.

**Monitoring.** An activity conducted by the State Department of Education to review a school district's compliance with federal laws, regulations, and state rules.

**Multiple disabilities.** An IDEA 2004 disability category in which two or more impairments co-exist (excluding deaf-blindness), whose combination causes such severe educational needs ~~problems~~ that the student cannot be accommodated in special education services designed solely for one of the impairments. ~~Multiple disabilities are generally lifelong, significantly interfere with independent functioning, and may necessitate environmental accommodations and adaptations to enable the student to participate in school and society.~~

**Multi-tiered system of support (MTSS).** A systemic educational practice of matching educational instruction and interventions to the needs of students. MTSS is a data-driven model involving frequent monitoring of student progress to determining if interventions are needed to improve individual student outcomes using evidenced-based practices.

**Native language.** The language or mode of communication normally used by an individual or, in the case of a student, the language normally used by the student's parents. In all direct contact with a student, the native language would be the language or mode of communication normally used by the student in the home or learning environment and not the parents, if there is a difference between the two.

**New teacher.** A teacher who has less than one (1) year of teaching experience.

**Nonpublic school.** An educational institution or program providing instruction outside a public school, including but not limited to a private school or homeschool.

**Nonpublic school student.** Any student who receives educational instruction outside of a public school ~~classroom~~, including but not limited to a private school or homeschool student.

**Nonprofit.** The term 'nonprofit', as applied to a school, agency, organization, or institution, means a school, agency, organization, or institution owned and operated by one (1) or more nonprofit corporations or associations no part of the net earnings of which inures, or may lawfully inure, to the benefit of any private shareholder or individual; Public Law 108-446, Section 602 (21).

**Nursing services.** See "School health services"



**Objectives.** Measurable, intermediate steps that describe the progress the student is expected to make toward an annual goal in a specified amount of time; similar to a benchmark.

**Occupational therapist.** A professional licensed through the Bureau of Occupational Licenses who, in a school setting, is responsible for assessing fine motor skills, including student's use of hands and fingers and developing and implementing plans for improving related motor skills. The occupational therapist focuses on daily living skills such as eating, dressing, schoolwork, play, and leisure.

**Office of special education programs (OSEP).** The branch of the Office of Special Education and Rehabilitative Services (OSERS) within the U.S. Department of Education which is responsible for administering programs relating to the free appropriate public education to all eligible beneficiaries under the IDEA.

**Oral expression.** For the purpose of specific learning disability eligibility, the ability to convey wants, needs, thoughts, and ideas in a meaningful way using appropriate syntactic, pragmatic, semantic, and phonological language structures. It relates to a student's ability to express ideas, explain thinking, retell stories, categorize, and compare and contrast concepts or ideas, make references, and problem solve verbally.

**Orientation and mobility (O&M) services.** Services provided by qualified personnel to blind and visually impaired students by qualified personnel to enable these students to attain systematic orientation to and safe movement within the home, school, and community, including teaching (1) spatial and environmental concepts and use of information received by the senses to establish, maintain, or regain orientation and line of travel; (2) use of the long white cane, or a service animal, as appropriate to supplement visual travel skills or as a tool for safely negotiating the environment for students with no available travel vision; (3) understanding and use of remaining vision and distance low vision aids; and (4) other concepts, techniques, and tools.

**Orthopedic impairment.** An IDEA 2004 disability category that includes severe orthopedic physical impairments that adversely affects a student's educational performance and are caused by congenital anomaly (e.g., clubfoot, absence of an appendage, etc.); disease (e.g., poliomyelitis, bone tuberculosis, etc.); or from other causes (e.g., cerebral palsy, amputations, and fractures or burns that cause contracture).

**Other health impairment (OHI).** An IDEA 2004 disability category in which a student exhibits limited strength, vitality or alertness, including heightened alertness to environmental stimuli that results in limited alertness with the respect to the educational environment that is due to chronic or acute health problems (such as asthma, ADD or ADHD, cancer, diabetes, epilepsy, Fetal Alcohol Syndrome, a heart condition, hemophilia, lead poisoning, leukemia, nephritis, rheumatic fever, sickle cell anemia, Tourette syndrome and stroke) to such a degree that it adversely affects the student's educational performance.

**Paraprofessional.** A noncertified, non-licensed individual who is employed by a district and who is appropriately qualified, trained, and supervised in accordance with state standards to assist in the provision of special education and related services.

~~**Parent.** A biological, adoptive or foster parent, a legal guardian, a person acting as a parent, or a surrogate parent who has been appointed by the district. The term “acting as a parent” includes persons such as a grandparent or stepparent with whom the student lives as well as persons who are legally responsible for a student’s welfare. The term does not include state agency personnel if the student is a ward of the state. A foster parent may act as a parent if the biological parent’s authority to make education decisions on behalf of his or her child has been terminated by legal action and the foster parent meets the criteria outlined in Chapter 11.~~

~~**Parent and/or Adult student.**~~

- 1) A biological or adoptive parent of a child;
- 2) A foster parent who has lived with the child for six (6) or more months;
- 3) A guardian generally authorized to act as the child’s parent, or authorized to make educational decisions for the child (but not the State if the child is a ward of the State);
- 4) An individual acting in the place of a biological or adoptive parent (including a grandparent, stepparent, or other relative) with whom the child lives, or an individual who is legally responsible for the child’s welfare; or
- 5) A surrogate parent who has been appointed by the school district. If the child is a ward of the state, the judge overseeing the child’s case may appoint the surrogate. The surrogate may not be an employee of the state or local education agency or any other agency that is involved in the education or care of the child, has no personal or professional interest which conflicts with the interest of the child, has knowledge and skills that ensure adequate representation of the child.

~~**Part B.** Part of the IDEA 2004 that relates to the assistance to states for the education of students with disabilities who are ages three (3) through the semester in which a student turns twenty-one (21). Part B is administered by the State Department of Education and carried out by school districts and other public agencies.~~

~~**Part C.** Part of the IDEA 2004 that relates to the assistance to states for the education of children with disabilities and the early intervention programs for infants and toddlers, ages birth through two (2), with disabilities. In Idaho, Part C is administered by the Department of Health and Welfare.~~

**Peer-reviewed research.** A higher level of non-biased research, which has been accepted by a peer-reviewed journal or approved by a panel of independent experts through a comparably rigorous, objective and scientific review.

**Personally identifiable information.** Includes but not limited to, student's name, name of parent or other family member, address of student or family, social security number, student number, list of personal characteristics ~~that would make the student's identity~~, or other information that would make it possible to identify the student with reasonable certainty.

**Phonology.** The process used in our language that has common elements (sound patterns) which affect different sounds.

**Phonology disorders.** Phonology disorders are errors involving phonemes, sound patterns and the rules governing their combinations.

**Physical therapist.** A professional licensed through the Bureau of Occupational Licenses who, in the school setting, assesses students' needs and provides interventions related to gross motor skills. In working with students with disabilities, the physical therapist provides treatment to increase muscle strength, mobility, endurance, physical movement and range of motion; improve posture, gait and body awareness; and monitor function, fit and proper use of mobility aids and devices.

**Plan for improving results (PIR).** A plan developed collaboratively between the SDE and a district to address needs identified as a result of the district's self-evaluation and/or an SDE monitoring visit.

**Positive behavioral intervention and supports (PBIS).** Positive reinforcers, rewards or consequences provided to a child for specific instances of behavior that impedes learning or the learning of others (or refraining from behavior) as appropriate for the purpose of allowing the student to meet his or her behavioral goals/benchmarks.

**Power of attorney.** The designation, in writing, by a competent person of another to act in place of or on behalf of another person.

**Present level of performance (PLOP) or Present levels of academic achievement and functional performance (PLAAFP).** Used interchangeably, this is a statement of the student's current level of achievement or development in an area of need and how the student's disability affects his or her involvement and progress in the general education curriculum offered to students without disabilities. For preschool students, as appropriate, how the disability affects the child's participation in appropriate activities.

**Private school.** A nonpublic school that is not funded by or under federal or state control or supervision. A homeschool is not a private school.

**Private school student.** Any student who receives educational instruction in a school not funded by or under federal or state control or supervision is considered a nonpublic private school student. A homeschool student is not a private school student.

**Problem-solving team.** A general education team established at the local level, whose name may vary, with the purpose to problem solve regarding the educational needs of any

student. Procedures, meeting schedules, and team membership are established locally. The team is likely to include general educators and administrators and could include counselors, specialists, and special education personnel. Parent participation is valuable, but not required.

**Procedural safeguards.** The ~~formal~~ requirements of Part B of the IDEA 2004 that are designed to allow a parent/adult student to participate meaningfully in decisions concerning an appropriate educational program for a student with a disability and, if necessary, dispute such decisions. Also referred to as special education rights.

**Professional development.** High-quality comprehensive programs that are essential to ensure that persons responsible for the education or transition of students with disabilities possess the skills necessary to address the educational and related needs of these students. These should be scientifically-based and reflect successful practices including strategies for recruiting, hiring, preparing and retaining personnel.

**Psychosocial rehabilitation (PSR).** These services assist the student in gaining and utilizing skills necessary to participate in school, such as training in behavior control, social skills, communication skills, appropriate interpersonal behavior, symptom management, activities of daily living, study skills, and coping skills. This service is to prevent placement of the student into a more restrictive educational situation.

**Public expense.** When a district or public agency either pays for the full cost of an evaluation or special education services or ensures that it is otherwise provided at no cost to the parent; for example, through joint agreements with other state agencies.

**Reading components.** The term “reading” means a complex system of deriving meaning from print that requires all of the following skills, which are the essential components of reading instruction:

- 1) Phonemic awareness: The skills and knowledge to understand how phonemes, or speech sounds, are connected to print;
- 2) Phonics: The ability to decode unfamiliar words;
- 3) Reading fluency: The ability to read fluently;
- 4) Vocabulary development: Sufficient background information and vocabulary to foster reading comprehension; and
- 5) Reading comprehension: The development of appropriate active strategies to construct meaning from print.

**Reading comprehension.** For the purpose of specific learning disability eligibility, refers to the ability to understand and make meaning of written text and includes a multifaceted set of skills. Reading comprehension is influenced by oral language development including new vocabulary acquisition, listening comprehension, working memory, application of comprehension-monitoring strategies, and understanding of text structure including titles,

paragraphing, illustrations, and other details. Reading comprehension is significantly affected by basic reading skills.

**Reading fluency.** For the purpose of specific learning disability eligibility, refer to the ability to read words and text accurately, using age-appropriate chunking strategies and a repertoire of sight words, and with appropriate rate, phrasing, and expression (prosody). Reading fluency facilitates reading comprehension.

**Reasonable measures.** A combination of recorded written and/or oral documentation to meet notification requirements of the district to parents/adult students.

**Reasonable time.** A period of approximately ten (10) calendar days unless there are exceptional circumstances that warrant a shortened period of time such as an emergency or disciplinary meeting.

**Reevaluation.** A periodic evaluation conducted at least every three years, or more frequently if conditions warrant, or if the student's parent or teacher requests an evaluation of a student already identified as eligible for services under the IDEA 2004. Reevaluations may occur not more than once a year, unless the parent and the district agree otherwise- or may be waived by the parent and LEA.

**Related services.** Refers to transportation and such developmental, corrective, and other supportive services required to assist a student with a disability to benefit from special education and includes the following: speech therapy, language therapy, audiology services, psychological services, physical therapy, occupational therapy, recreation, therapeutic recreation, early identification and assessment of disabilities in children, counseling services, rehabilitation counseling, orientation and mobility services, interpreting services, medical services for diagnostic or evaluation purposes, school health/nursing services (excluding surgically implanted medical devices), social work services in schools, and parent counseling and training.

**Response to intervention (RTI).** A formal process for evaluating student response to scientifically research-based interventions, consisting of the core components of: (1) problem identification, (2) problem analysis, (3) applying research-based interventions, and (4) progress monitoring/decisions rules. As used in the IDEA, RTI is only mentioned as an alternative to the severe discrepancy criteria in determining whether a student has a SLD.

**Resolution session.** A ~~preliminary~~ meeting involving the parents, relevant members of the IEP team, and a representative of the district who has decision-making authority, required prior to a due process hearing if the parent has requested the due process hearing.

**School-age.** Includes all persons between the ages of five (5) (i.e., turns five (5) on or before September 1) and through twenty-one (21) years who reside in Idaho. For students with

disabilities who qualify for special education and related services under the IDEA 2004, school-age begins at age three (3) and continues through the semester of school in which the student attains the age of twenty-one (21).

**School day.** Any day, including a partial day, ~~that~~ when students are in attendance at school for instructional purposes.

**School health services.** School health services and school nurse services means health services that are designed to enable a child with a disability to receive FAPE as described in the child's IEP. School nurse services are services provided by a qualified school nurse. School health services are services that may be provided by either a qualified school nurse or other qualified person.

**School psychologist.** A professional who holds an Idaho Pupil Personnel Services Certificate with an endorsement in Psychology and is charged with the responsibility to conduct assessments and determine a student's cognitive, academic, social, emotional, and/or behavioral functioning. This professional also provides direct services to students, consults with district staff, and may be a member of the evaluation and/or IEP team.

**Scientifically-based research (SBR).** ~~The term scientifically based research means research that applies rigorous, systematic, and objective procedures to obtain valid knowledge relevant to core academic development, instruction, and difficulties; and includes research that: (a) employs systematic, empirical methods that draw on observation or experiment; (b) involves rigorous data analyses that are adequate to test the stated hypotheses and justify the general conclusions drawn; (c) relies on measurements or observational methods that provide valid data across evaluators and observers and across multiple measurements and observations; and (d) has been accepted by a peer-reviewed journal or approved by a panel of independent experts through a comparably rigorous, objective, and scientific review.~~ Scientifically based research (as defined in the ESEA) means research that involves the application of rigorous, systematic, and objective procedures to obtain reliable and valid knowledge relevant to education activities and programs; and includes research that (a) employs systematic, empirical methods that draw on observation or experiment; (b) involves rigorous data analyses that are adequate to test the stated hypotheses and justify the general conclusions drawn; (c) relies on measurements or observational methods that provide reliable and valid data across evaluators and observers, across multiple measurements and observations, and across studies by the same or different investigators; (d) is evaluated using experimental or quasi-experimental designs in which individuals, entities, programs, or activities are assigned to different conditions and with appropriate controls to evaluate the effects of the condition of interest, with a preference for random-assignment experiments, or other designs to the extent that those designs contain within-condition or across-condition controls; (e) ensures that experimental studies are presented in sufficient detail and clarity to allow for replication or, at a minimum, offer the opportunity to build systematically on their findings; and (f) has been accepted by a peer-reviewed journal or approved by a panel of

independent experts through a comparably rigorous, objective, and scientific review.

**Screening.** An informal, although organized process, of identifying students who are not meeting or who may not be meeting Idaho Content Standards or Idaho Core Standards.

**Secondary school.** The term ‘secondary school’ means a nonprofit institutional day or residential school, including a public secondary charter school, that provides secondary education, as determined under State law, except that it does not include any education beyond grade 12, ~~34 CFR §300.36~~. The term ‘secondary school’ is not defined in Idaho Code. See ‘high school’.

**Section 504 of the Rehabilitation Act of 1973.** A federal law designed to protect the rights of individuals with disabilities in programs and activities that receive Federal financial assistance from the U.S. Department of Education (ED). Section 504 provides: "No otherwise qualified individual with a disability in the United States . . . shall, solely by reason of her or his disability, be excluded from the participation in, be denied the benefits of, or be subjected to discrimination under any program or activity receiving Federal financial assistance . . . ."

**Secular.** An adjective used to describe a private, non-religious educational entity.

**Serious bodily injury (SBI).** Bodily injury which involves (a) a substantial risk of death; (b) extreme physical pain; (c) protracted and obvious disfigurement; or (d) protracted loss or impairment of the function of bodily member, organ, or mental faculty.

**Services plan (SP).** Services plan means a written statement that describes the special education and related services the LEA will provide to a parentally-placed child with a disability enrolled in a private school who has been designated to receive services, including the location of the services and any transportation necessary, ~~consistent with Section 34 CFR §300.132, and is developed and implemented in accordance with Sections 34 CFR §300.137 through 34 CFR §300.139, 34 CFR §300.37.~~

**Setting.** The location where special education services occur.

**Social worker.** A professional who holds an Idaho Pupil Personnel Services Certificate with an endorsement in Social Work and helps students and teachers address social and emotional issues. This professional may be a member of the evaluation and/or IEP team.

**Socially maladjusted.** A child who has a persistent pattern of violating societal norms with truancy, substance abuse, a perpetual struggle with authority, is easily frustrated, impulsive, and manipulative, Doe v. Board of Education of the State of Connecticut, (D. Conn. Oct. 24, 1990).

**Special education.** Specially designed instruction or speech/language therapy at no cost to the parent to meet the unique needs of a student with a disability including instruction in the classroom, the home, hospitals, institutions, and other settings; instruction in physical

education; speech therapy and language therapy; transition services; travel training; assistive technology services; and vocational education.

**Special educational placement.** Refers to the provision of special education services along the continuum of placements under the least restrictive environment requirements, rather than a specific place or location, such as a specific classroom or school. The balance of setting and services to meet an individual student's needs.

**Specially designed instruction.** Adapting the content, methodology, or delivery of instruction to address the unique needs of an eligible student that result from the student's disability and to ensure access to the general education curriculum so that the student can meet the education standards of that district that apply to all students.

**Specific learning disability (SLD).** A disorder in one or more of the basic psychological processes involved in understanding or in using language, spoken or written, that may manifest itself in the imperfect ability to listen, think, speak, read, write, spell, or to do mathematical calculations, including conditions such as perceptual disabilities, brain injury, minimal brain dysfunction, dyslexia, and developmental aphasia. Specific Learning Disability does not include learning problems that are primarily the result of visual, hearing, or motor disabilities, of intellectual disability, of emotional disturbance, or of environmental, cultural, or economic disadvantage.

**Speech impairment.** ~~An IDEA 2004 disability category that includes articulation/phonology, voice, and fluency disorders.~~ A speech-language disorder, such as speech fluency, impaired articulation/phonology, a language impairment, or a voice impairment that adversely affects a student's educational performance.

**Speech-language pathologist.** A professional holding an Idaho Pupil Personnel Services Certificate who can assess and treat persons with speech, language, voice, and fluency disorders. This professional coordinates with and may be a member of the evaluation and IEP teams.

**Student (school-age).** For resident children with disabilities who qualify for special education and related services under the ~~IDEA federal individuals with disabilities education act (IDEA)~~ and subsequent amendments thereto, and applicable state and federal regulations, "school-age" shall begin at the attainment of age three (3) and shall continue through the semester of school in which the student attains the age of twenty-one (21) years.

**Stay put.** A requirement that a district or agency maintain a student with a disability in his or her present educational placement while a due process hearing or subsequent judicial proceeding is pending unless the parties agree otherwise.

**Substantial evidence.** A legal term that means "beyond a preponderance of the evidence" or "beyond more likely than not".



**Summary of performance (SOP).** A document given to secondary students when a student exits special education as a result of earning a diploma or aging out. This document describes the academic achievement and functional performance along with recommendations to assist the student in meeting post-secondary goals.

**Supplementary aids and services.** ~~Accommodations and adaptations that must be made to the general education classroom and/or curriculum to ensure the satisfactory participation of a student with a disability, including supports to the general education teacher.~~ Supplementary aids and services means aids, services, and other supports that are provided in regular education classes, other education-related settings, and in extracurricular and nonacademic settings, to enable children with disabilities to be educated with nondisabled children to the maximum extent appropriate.

**Surrogate parent.** An individual assigned and trained by a district or an agency to assume the rights and responsibilities of a parent under the IDEA 2004 when no parent can be identified or located for a particular student or when the child is a ward of the state.

**Suspension.** A temporary stop, delay, interruption, or cessation of educational services due to a violation of the student conduct code. This may include in-school suspension.

**Traditional public school.** "Traditional public school" means any school existing or to be built that is operated and controlled by a school district in this state, Idaho Statute, Chapter 33-5202A(7).

**Transition age student.** A student whose upcoming IEP will be in effect when the student is sixteen (16) to twenty-one (21) years of age.

**Transition services.** A coordinated set of activities for a student with a disability designed within a ~~results outcome-oriented process~~ focused on improving the academic and functional achievement of the student to facilitate the student's movement from school to post-school activities. Services are based on individual student needs addressing instruction, related services, community experiences, employment, post-school adult living objectives, and, when appropriate, acquisition of daily living skills and functional vocational evaluation.

**Traumatic brain injury (TBI).** An IDEA 2004 disability category that refers to an injury to the brain caused by an external physical force and resulting in a total or partial functional disability or psychosocial impairment, or both, that adversely affects educational performance. The term applies to open or closed head injuries resulting in impairments in one or more areas such as cognition, language, memory, attention, reasoning, abstract thinking, judgment, problem solving, sensory perception and motor abilities, psychosocial behavior, physical functions, information processing, and speech. The term does not apply to congenital or degenerative brain injuries or to brain injuries induced by birth trauma.

**Travel training.** Instruction to students with significant cognitive disabilities and any other students with disabilities who require instruction to enable them to develop an awareness of the environment in which they live and to learn the skills necessary to move effectively and safely from place to place within the home, school, and community.

**Twice exceptional.** Twice exceptional students are identified as gifted and talented in one or more areas of exceptionality (specific academics, general intellectual ability, creativity, leadership, visual or performing arts) and also identified with a disability defined by State eligibility criteria (LD, ED, Autism, Orthopedic Impairments, or ADHD) that qualifies the student for an IEP or a 504 plan.

**Unilateral placement.** A decision by a parent, at his or her own discretion, to remove his or her child with a disability from a public school and enroll the student in a private facility because the parent believes that the district did not provide FAPE in a timely manner.

**Universal design.** A concept or philosophy for designing and delivering products and services that are usable by people with the widest possible range of functional capabilities, which include products and services that are directly usable (without requiring assistive technologies) and products and service that are made usable with assistive technologies.

**Visual impairment including blindness.** An IDEA 2004 disability category characterized by an impairment in vision that, even with correction, adversely affects a student's educational performance. The term includes partial sight, ~~which refers to the ability to use vision as one channel of learning if educational materials are adapted,~~ and blindness, ~~which refers to the prohibition of vision as a channel of learning, regardless of the adaptation of materials.~~

**Voice disorder.** ~~(See "speech impairment") An IDEA 2004 disability category that refers~~ Refers to the absence or abnormal production of voice quality, pitch, intensity, or resonance. Voice disorders may be the result of a functional or an organic condition.

**Voluntary enrollment in a private placement.** Enrollment by a parent of a student with a disability in a private facility or homeschool for religious, philosophical, curricular, or other personal reasons.

**Ward of the state.** A child who, as determined by the State where the child resides, is a foster child (unless the foster parent meets the definition of a parent in Section 34 CFR §300.30), a ward of the State, or in the custody of a public child welfare agency.

**Weapon.** ~~(See "Dangerous dangerous Weapons-weapon")~~

**Written expression.** For the purpose of specific learning disability eligibility, the processes related to the transcription of ideas and thoughts into a written product, such as handwriting and spelling. It also involves generative processes such as the communication of ideas, thoughts, and feelings. Required skills include using oral

language, thought, grammar, text fluency, sentence construction, and planning to produce a written product.

**Written notice.** A written statement provided by the district to a parent/adult student within a reasonable amount of time before proposing a change or refusing to initiate ~~or~~ a change to the identification, evaluation, educational placement, or the provision of FAPE.

**LEGAL CITATIONS**

INTRODUCTION

The legal citations and topical reference for this Manual follow the chapter outlines and present references to federal and state statutes, regulations and rules for the enforcement of IDEA. The citations below are the primary references for each chapter and section, not an all-inclusive reference list.

The entire IDEA and regulations are posted on the U.S. Department of Education website under the title of “Building the Legacy: IDEA 2004” at <http://idea.ed.gov/explore/home>. This site provides a topical search.

Idaho statutes and rules can be found at <http://legislature.idaho.gov/statutesrules.htm>.

Some of the policies/procedures stated in this Manual are based upon case law and letters of clarification from the U.S. Office of Special Education Programs (OSEP).

**CHAPTER 1 OVERVIEW  
LEGAL CITATIONS**

<b>Section</b>	<b>Topic</b>	<b>IDEA Regulations 34 CFR §</b>	<b>Idaho Code/ IDAPA/ Reference</b>
1.	Child Find	300.111	IDAPA 08.02.03.109.02.a IDAPA 08.02.03.109.02.d
2.	Procedural Safeguards	<del>300.121</del> 300.504	IDAPA 08.02.03.109.05
3.	Student Eligibility under the IDEA 2004	300.8 300.122	Idaho Code 33-2001(3) Idaho Code 33-2001(5) IDAPA 08.02.03.109.03 <del>IDAPA 08.02.03.109.01.g</del>
4.	Free Appropriate Public Education ( <u>FAPE</u> )	300.17 300.101-300.102 300.148 <del>300.304</del>	Idaho Code 33-201 Idaho Code 33-2002 <del>Idaho Code 33-2009</del> Idaho Code 33-2010 Idaho Code 20-504a(3) <del>IDAPA 08.02.03.109.02.e</del> <u>IDAPA 08.02.03.109.02.a</u>
5. 5A 5B 5C	District Programs and Services <del>Educational Programs &amp; Services</del> <del>Physical Education</del> <del>Nonacademic &amp; Extracurricular Services and Activities</del>	<del>300.107-300.110</del> <del>300.108</del> 300.107 300.117	Idaho Code 33-2002
6.	Individualized Education Program ( <u>IEP</u> )	300.22 300.320- <u>300.328</u>	IDAPA 08.02.03.109.04
7.	Least Restrictive Environment ( <u>LRE</u> )	300.114-300.120	IDAPA 08.02.03.109.04.c
8. 8A 8B 8C	Summary of Activities that May Lead to Special Education Services <del>General Education Interventions</del> <del>Referral to Consider a Special</del>	<u>300.102(a)</u> <u>300.112</u> <u>300.116</u> <del>300.300-300.307</del> <del>300.309-300.311</del> <del>300.320-300.324</del>	<del>IDAPA 08.02.03.109.02.i</del> <u>IDAPA 08.02.03.109.02.h</u> Idaho Code 33-2002 <u>IDAPA 08.02.03.109.03</u>

**STATE DEPARTMENT OF EDUCATION  
NOVEMBER 30, 2015**

8D	<del>Education Evaluation Written Notice and Consent</del>	<del>300.503-300.504 300.622</del>	<del>IDAPA 08.02.03.109.04</del> IDAPA 08.02.03.109.04a IDAPA 08.02.03.109.07
8E	<del>Evaluation &amp; Eligibility Determination</del>	<del>300.302 300.301</del>	
8F	<del>IEP Development &amp; Implementation</del>	<del>300.300 300.503-300.504 300.622</del>	
8G		300.301	
8H	<del>Review &amp; Revision of IEP and Placement Decision Reevaluation</del>	<del>300.304-300.307 300.309-300.311 300.112</del>	
	<del>Discontinuation of Services</del>	<del>300.320-300.324 300.112 300.324 300.116 300.303 300.305 300.102 (a) 300.305(e)(2)</del>	

**CHAPTER 2 FREE APPROPRIATE PUBLIC EDUCATION (FAPE)  
LEGAL CITATIONS**

<b>Section</b>	<b>Topic</b>	<b>IDEA Regulations 34 CFR §</b>	<b>Idaho Code/IDAPA/<u>Topical Reference</u></b>
1.	Definition of <u>Free Appropriate Public Education</u> (FAPE)	300.17	
2. 2A <del>2B</del> 2C 2F 2G 2H	<u>Provision of FAPE</u> <del>FAPE Considerations</del> District Obligation  Limit to District Obligation When District Obligation to Provide FAPE ends Applicability to Charter & Alternative Schools Applicability to Detained Youth  Using Public & Private Insurance Funds to Provide FAPE	<u>300.101-300.111</u> <del>300.101</del> 300.226 (e) 300.132 300.102  300.209  300.149 (e-d) 300.102 300.154	Idaho Code 33-201 Idaho Code 33-2002 Idaho Code 33-2009 Idaho Code 33-2010 Idaho Code 20-504a IDAPA 08.02.03.109.02.c
<u>3.</u>	FAPE Considerations	<u>300.101-300.111</u>	<u>IDAPA 08.02.03.109.02 a</u> <u>IDAPA 08.02.03.109.02 c</u>

THIS PAGE INTENTIONALLY LEFT BLANK



**CHAPTER 3 CHILD FIND  
LEGAL CITATIONS**

<b>Section</b>	<b>Topic</b>	<b>IDEA Regulations 34 CFR §</b>	<b>Idaho Code/IDAPA/<u>Topical Reference</u></b>
1.	District Responsibility	300.111 300.131	IDAPA 08.02.03.109.02.a IDAPA 08.02.03.109.02.c IDAPA 08.02.03.109.02.d <u>IDAPA 08.02.03.109.02.h</u>
2. 2A  2B	Locating Students <del>Coordination</del>  Public Awareness	<u>300.111</u> 300.124 300.154 300.111	<del>Idaho Code 16-103</del> <u>IDAPA 08.02.03.109.02.a</u> <u>IDAPA 08.02.03.109.02.c</u> <u>IDAPA 08.02.03.109.02.d</u> <u>IDAPA 08.02.03.109.02.h</u>
3. 3A 3B	Identification <del>Screening</del> <del>General Education Intervention</del>	300.302 300.226	<u>IDAPA 08.02.03.109.02.h</u> <del>IDAPA 08.02.03.109.02.i</del> <del>IDAPA 08.02.02.140</del>
4. 4A  4B	Referral to Consider a Special Education Evaluation <del>Evaluation Team</del>  Referral	<u>300.174</u> <u>300.301</u> <u>300.302</u> <u>300.305</u> <u>300.306</u> <u>300.308</u> <u>300.309</u> <u>300.504</u>  300.306 300.308 300.301 300.302 300.309 300.305 300.504 300.174	<u>IDAPA 08.02.03.109.02.a</u> <u>IDAPA 08.02.03.109.02.h</u>

THIS PAGE LEFT INTENTIONALLY BLANK

**CHAPTER 4 ELIGIBILITY  
LEGAL CITATIONS**

<b>Section</b>	<b>Topic</b>	<b>IDEA Regulations 34 CFR §</b>	<b>Idaho Code/IDAPA/<u>Topical Reference</u></b>
1.	Evaluation Team	<del>300.301</del> 300.15 300.8 <del>300.39</del> 300.304(b) <u>300.306(a)(1)</u> <u>300.304(c)(1)(iv)</u>	<u>IDAPA 08.02.03.109.03</u>
2.	Purpose of an Evaluation	<del>300.116</del> <u>300.15</u>	<u>IDAPA 08.02.03.109.03</u>
3.	Written Notice and Consent for Assessment	<del>300.503</del> 300.9 300.300 <u>300.503</u> <del>300.302</del>	<u>IDAPA 08.02.03.109.02.a</u>
4.	Information from Other Agencies or Districts	300.622 <del>99 FERPA</del>	<u>IDAPA 08.02.03.109.02.a</u>
5.	Evaluation and Eligibility Determination Procedures	300.8 300.39 <del>300.300-300.301</del> <del>300.304-300.311</del>	<del>IDAPA 08.02.03.109.04</del> <del>IDAPA 08.02.03.109.01.g</del> <u>IDAPA 08.02.03.109.02.a</u> <u>IDAPA 08.02.03.109.03</u>
6.	Reevaluation and Continuing Eligibility	300.300 300.303 <del>300.305-300.306</del> <u>300.308</u> <del>300.324</del>	<u>IDAPA 08.02.03.109.02.a</u>
7.	State Eligibility Criteria	300.8 <u>300.307</u>	<u>IDAPA 08.02.03.109.03</u>

THIS PAGE LEFT INTENTIONALLY BLANK

**STATE DEPARTMENT OF EDUCATION  
NOVEMBER 30, 2015**

**CHAPTER 5 INDIVIDUALIZED EDUCATION PROGRAMS  
LEGAL CITATIONS**

Section	Topic	IDEA Regulations 34 CFR §	Idaho Code/IDAPA/ <u>Topical Reference</u>
1.	IEP Initiation — IEP Definition — Special Education Definition — IEPs — Meeting Definition — When IEP must be in effect — Determination of Eligibility — Development, review, revision — IEP Team — IEP Team Attendance — Private School Representative — General Education Teacher — Consolidation of Meetings — Invitation to IEP Meeting — Invitation to Student — Invitation Requirements at 16 — Alternative Participation — Language of Construction	<del>300.320-300.328</del> 300.22 300.39 <del>300.320-300.324</del> 300.501 300.323(e)(2) 300.306(c)(2) 300.324 300.321 300.321(e) 300.325.(a)(2) 300.324(a)(3) 300.321(a)(5) 300.322 300.321(b) 300.322(b)(2) 300.328 300.320(d)	IDAPA 08.02.03.109.04  <del>IDAPA 08.02.03.111.04</del> <del>IDAPA 08.02.03.107.05</del>
2. 2A	<del>IEP Development</del> <del>IEP Contents</del> <del>Progress toward Goals</del> <del>Related Services</del> <del>Medicaid or Insurance</del> <del>Supplementary Aids, Services</del> <del>Accommodations</del> <del>Assistive Technology</del>  <del>Assistive Technology in the Home</del> <del>Universal Design</del> <del>Hearing Aids and Devices</del> <del>Extended School Year</del> <del>Least Restrictive Environment</del> <del>Parents as part of Decision</del> <del>Disciplinary Placement</del> <del>Parent Objection to IEP</del> <del>Transition Services</del> <del>Consent for Services</del>	<del>300.320-300.325</del> <del>300.320</del> <del>300.320(a)(3)</del> <del>300.34</del> <del>300.154(d)(e)</del> <del>300.42</del> <del>300.320(a)(6)</del> <del>300.5-300.6</del>  <del>300.105(b)</del> <del>300.44</del> <del>300.113</del> <del>300.106</del> <del>300.114-300.116</del> <del>300.327</del> <del>300.536</del>  <del>300.43</del> <del>300.300(b)</del>	<del>IDAPA 08.02.03.109.04</del> <del>IDAPA 08.02.03.102.01</del> <del>IDAPA 08.02.03.200</del> <del>IDAPA 08.02.03.210</del> <del>IDAPA 08.02.03.211</del> <del>Idaho Code 33-1304</del> <del>IDAPA 08.02.03.112</del> <del>IDAPA 08.02.03.109.05</del> <del>IDAPA 08.02.03.105.05</del> <del>IDAPA 08.02.03.104.02</del> <del>Idaho Code 33-2002(4)</del> <del>IDAPA 08.02.03.109.05(a)</del>

**STATE DEPARTMENT OF EDUCATION  
NOVEMBER 30, 2015**

	<u>Consent for Reevaluation Summary of Performance After the Meeting</u>	300.300(e)(2) 300.305(e) 300.323(d)	
3.	<u>IEP Reviews</u>	<u>300.324</u>	
4.	<u>IEPs for Transfer Students</u>	300.323(e) – (g)	<u>IDAPA 08.02.03.109.04 (e)</u> <u>IDAPA 08.02.03.109.04 (f)</u>
5.	<u>IEPs for Children from the Infant/Toddler Program</u>	<u>300.323(b)</u>	
6.	<u>Students with Disabilities in Adult Prisons</u>	<u>300.102(a)(2)(i)(A)(B)</u> <u>300.324(d)</u>	<u>20 U.S. Code § 1412</u>

**CHAPTER 6 LEAST RESTRICTIVE ENVIRONMENT  
LEGAL CITATIONS**

<b>Section</b>	<b>Topic</b>	<b>IDEA Regulations 34 CFR §</b>	<b>Idaho Code/IDAPA/<u>Topical Reference</u></b>
	Overview	300.114	IDAPA 08.02.03 (04) (e)
1.	Least Restrictive Environment Considerations	<u>300.114-300.120</u>	<u>IDAPA 08.02.03.109.04.a</u> <u>IDAPA 08.02.03.109.04.c</u>
<del>1A</del>	<del>When to Make and Review Placement Decisions</del>	300.116 (b) (1) (2)	
<del>1B</del>	<del>Considerations in Placement Decisions</del>	300.116	
<del>1C</del>	<del>Documentation of Placement Decisions</del>	300.120	
2.	District Responsibility for Continuum of <u>Settings and Services</u>	300. <u>115</u> -300.116	<u>IDAPA 08.02.03.109.04.a</u> <u>IDAPA 08.02.03.109.04.c</u>
<u>3.</u>	<u>Federal Reporting of LRE Out of State Students Residing in Residential Facilities</u>	<u>300.600-604</u>	<u>IDAPA 08.02.03.109.04.g</u>  Idaho Code 33-1002B

THIS PAGE INTENTIONALLY LEFT BLANK



**STATE DEPARTMENT OF EDUCATION  
NOVEMBER 30, 2015**

**CHAPTER 7 DISCONTINUATION OF SERVICES, GRADUATION, AND GRADING  
LEGAL CITATIONS**

Section	Topic	IDEA Regulations 34 CFR §	Idaho Code/IDAPA/ <u>Topical Reference</u>
1. 1A	Discontinuation of Services <del>Students Who Are No Longer Eligible for Services</del>	300.305 300.306 300.102 (a) (3) <del>(i-ii) (i-iii)</del> 300.503	Idaho Code 33-201 Idaho Code 33-209  <u>IDAPA08.02.03.109.07</u>
1B	<del>Change in District Obligation to Provide Services</del>		
1C	<del>Request for Withdrawal from Special Education</del>	300.305 300.306 300.503	
2. 2A	Graduation <del>Individualized Education Program Team Requirements regarding Graduation</del>	300.306  300.102. (a) (3) (i-iii) 300.320 (a) (7) (b) (2)	IDAPA 08.02.03.109.07
2B	<del>Graduation Ceremonies</del>		
3.	Transcripts and Diplomas		<del>IDAPA 08.02.03.105.03 IDAPA 08.02.03.109.07 IDAPA 08.02.03.107.e</del> <i>Letter to Runkel, 25 IDELR 387 (OCR 1996)</i> <u>20 U.S. Code § 1412</u>
4.	Grades, Class Ranking, and Honor Roll		<i>Letter to Runkel, 25 IDELR 387 (OCR 1996)</i>

**STATE DEPARTMENT OF EDUCATION  
NOVEMBER 30, 2015**

**CHAPTER 8 CHARTER SCHOOLS  
LEGAL CITATIONS**

<b>Section</b>	<b>Topic</b>	<b>IDEA Regulations 34 CFR §</b>	<b>Idaho Code/IDAPA/<u>Topical Reference</u></b>
1. <del>1A</del> <del>1B</del>	Definition and Parent/Student Rights <del>Definition of Charter Schools</del>  <del>The Rights of Charter School Students and Their Parents</del>	300.7 300.209(a)	Idaho Code 33-5205 Idaho Code 33-5206
2. <del>2A</del>  <del>2B</del>	Responsibility for Services <del>Charter School Authorized by the District</del>  <del>Charter School Operating as an LEA</del>	300.2 300.209(b-c) <del>300.209(e)</del>	Idaho Code 33-5205 <del>IDAPA 08.02.03.109.02.a</del> <del>IDAPA 08.02.03.109.02.c</del>
3.	Essential Components of a Special Education Program	300.209	Idaho Code 33-5205 IDAPA 08.02.03.109.02.c <del>IDAPA 08.02.04.201.01</del> <del>IDAPA 08.02.04.202</del> <del>IDAPA 08.02.04.203.02</del> <del>IDAPA 08.02.04.300.01</del> <del>IDAPA 08.02.04.301.01</del>
4.	Charter Schools and Dual Enrollment		Idaho Code 33-203 Idaho Code 33-2002
5. <del>5A</del>  <del>5B</del>	Funding <del>State Funds</del>  <del>Federal Funds</del>	300.704(b)(4)(ix) 300.705 300.209	Idaho Code 33-5208 Idaho Code 33-1002B Idaho Code 33-2004 Idaho Code 33-2005 Idaho Code 33-5208 <del>(8)</del> <u>(9)</u>

**CHAPTER 9 PRIVATE SCHOOL STUDENTS  
LEGAL CITATIONS**

<b>Section</b>	<b>Topic</b>	<b>IDEA Regulations 34 CFR §</b>	<b>Idaho Code/IDAPA/<u>Topical Reference</u></b>
Overview	Private School Students	300.2-300.146	
1.	Definitions		<u>IDAPA 08.02.03.109.02.d</u>
	Private School <u>Placements</u>	300.13	
	Elementary School	300.36	
	Secondary School	300.130	
1A	<del>Definition of Voluntary Enrollment by a Parent</del>	<del>300.145-300.148</del>	
1B	Definition of District Placement	300.145	
1C	Definition of Students with Disabilities Enrolled by their Parents when FAPE is an Issue	300.148	
2.	Students Voluntarily Enrolled by Parents	300.133	
		300.134	
2A	District Consultation	300.134 (a)	
2A-1	Child Find	300.133 (b)	<u>IDAPA 08.02.03.109.05</u>
2A-2	Proportionate Share of Funds	300.133 (d)	<u>IDAPA 08.02.03.109.02.d</u>
2A-3	Determination of Special Education and Related Services	300.134 (c)	
2A-4	On-going Communication	300.135 (a-b)	
2A-5	Written Affirmation	300.137 (b) (2)	
2A-6	District Decisions	300.134 (e)	
2A-7	Written Explanation by the District Regarding Services	300.136 (a) (1-2)	
2B-1	Compliance with the Consultation Process	300.136 (b) (1-3)	
2B-2	Procedures for Complaint	300.111 (1) (i-ii)	
2C	Child Find Requirements	300.131 (a-f)	
2D	Annual Count of Eligible Students	300.133 (c) (1-2)	
		300.137 (a)	
2E	Provision of Services	300.138 (a) (1-2)	
2E-1(a-e)	District Responsibilities	300.138 (c) (2)	
		300.134 (e-d)	
		(1-3)	
		300.148	
		300.132 (a-b)	
2E-2	Eligibility for Services	300.138 (2) (b)	

**STATE DEPARTMENT OF EDUCATION  
NOVEMBER 30, 2015**

(a-e) 2E-3(a) (1-5)	Service Plan Development	300.132 (b) 300.136 300.138 (2) (b) 300.138 (b) (2) 300.320 300.323 (b) 300.139 (b) (1) (i) 300.139 (b) (2)	
2F 2G 2H	<del>Dispute Resolution</del> <del>Determining the Proportionate Funding for Private School Students Expenditure Guidelines</del>	300.139 (b) (1)-(2) 300.140 (a-c) 300.133 300.139 (2) 300.144	
3.	<u>Students Placed by the District</u>	<u>300.145-300.146</u> <u>300.320-300.325</u>	<u>IDAPA 08.02.03.109.02.d</u>
4.	<u>Dual Enrollment by Parents</u>	<u>300.137(a)</u>	<u>Idaho Code 33.203</u> <u>IDAPA 08.02.03.109.02.d</u>
5.	<u>Students Unilaterally Placed by their Parents when FAPE is Issued</u>	<u>300.148</u> <u>300.101</u>	<u>IDAPA 08.02.03.109.02.d</u>
6.	<u>Out of State Students Residing in Residential Facilities</u>	<u>300.131</u>	<u>IDAPA 08.02.03.109.02.d</u>

**CHAPTER 10 IMPROVING RESULTS  
LEGAL CITATIONS**

<b>Section</b>	<b>Topic</b>	<b>IDEA Regulations 34 CFR §</b>	<b>Idaho Code/IDAPA/<u>Topical Reference</u></b>
1.	Monitoring Priorities and Indicators	300.600-604	<u>IDAPA 08.02.03.109.02</u>
2.	Early Intervening Services	300.226 300.205 (d) 300.226 (e) 300.226 (a) 300.208 (a) (2) 300.226 (b) 300.226 (a) 300.711	<u>IDAPA 08.02.03.109.02</u>
3.	Personnel	300.156 300.704 (b) (4) (vii)	<u>IDAPA 08.02.03.109.02</u> <u>IDAPA 16.03.09</u>

THIS PAGE INTENTIONALLY LEFT BLANK

**STATE DEPARTMENT OF EDUCATION  
NOVEMBER 30, 2015**

**CHAPTER 11 PROCEDURAL SAFEGUARDS  
LEGAL CITATIONS**

<b>Section</b>	<b>Topic</b>	<b>IDEA Regulations 34 CFR §</b>	<b>Idaho Code/IDAPA/<u>Topical Reference</u></b>
1. <del>1A</del> <del>1B</del>	Procedural Safeguards Notice Contents When is Provided	300.504	<u>IDAPA 08.02.03.109.05</u>
2. <del>2A</del> <del>2B</del>  <del>2C</del> <del>2D</del> <del>2E</del> <del>2F</del>	Domestic Considerations Parent Surrogate Parent  Transfer of Rights Emancipated Minors Ward of the State Child Custody	300.30 300.519 <del>300.639</del> 300.320 <u>300.520</u> 300.030	Idaho Code 32-717A Idaho Code 32-717B <u>Letter to Cox 54 IDLER 60 (110 LRP 10357)</u>
3. <del>3A</del> <del>3B</del> <del>3C</del> <del>3D</del> <del>3E</del> <del>3F</del>	Informed Consent Definition Actions Requiring Consent When Consent Not Required Refusal to Give Consent Failure to Respond for Consent Revoking Consent	300.9 300.300 <del>300.300(d)</del> <del>300.300</del> <del>300.300</del> <del>300.300</del>	
4. <del>4A</del> <del>4B</del> <del>4C</del> <del>4D</del> <del>4E</del> <del>4F</del>	Written Notice Definition Criteria for Written Notice Written Notice is Required Written Notice not Required Content of Written Notice Objection to District Proposal	<u>300.508(e)</u> <del>300.503</del> <del>300.503</del> <del>300.504</del> <del>300.300</del> <del>300.503</del>	IDAPA 08.02.03.109.05a
5. <del>5A</del>  <del>5B</del>   <del>5C</del>  <del>5D</del>	Confidentiality and Access to Records Definition  Protection of Records  Access to Records	300.611 <del>300.610</del> 300.622 <u>300.614</u> 300.613 300.616  300.611 <del>300.624</del> <u>300.623-</u>	IDAPA 08.02.03.109.05k <del>Idaho Code 32-717A</del>

**STATE DEPARTMENT OF EDUCATION  
NOVEMBER 30, 2015**

5E	<del>Disclosure Not Requiring Consent Destruction of Records</del>	<u>300.625</u>	
5F		300.618- <u>300.621</u>	
5G	<del>Request for Amendment of Records District Hearings</del>	300.619 300.620 300.621 300.625	
5H	<del>Student Rights</del>		
6.	Independent Educational Evaluations		
6A	Definition	300.502	IDAPA 08.02.03.109.05j
6B	Right to an IEE	300.502(b)	
6C	Procedures for Requesting an IEE	300.502	
6D	District Responsibility	300.502	
6E	Consideration of Results	300.502	



**STATE DEPARTMENT OF EDUCATION  
NOVEMBER 30, 2015**

**CHAPTER 12 DISCIPLINE  
LEGAL CITATIONS**

<b>Section</b>	<b>Topic</b>	<b>IDEA Regulations 34 CFR §</b>	<b>Idaho Code/IDAPA/<u>Topical Reference</u></b>
Overview	Discipline	300.530-300.536	Idaho Code 33-205
1.	General Discipline <del>Guidelines</del> <u>Provisions</u>	300.530(b) 300.534	Idaho Code 33-205
2.	Actions Involving a Change of Placement	<del>300.530-300.532</del> 300.530(d) 300.530(e)	
2A	<del>District Actions Resulting in a Change of Placement</del>	300.536	
2B	<del>Hearing Officer Actions Resulting in a Change of Placement</del>	300.536	
2C	<del>Court Actions Resulting in a Change of Placement (Honig Injunction)</del>	300.531	
		Part 300 Summary of Changes Pg. 12415 Questions #3	
3.	FAPE Considerations	<u>300.530-531</u>	
3A	<del>District Actions When There is Not a Change of Placement</del>	300.530(a) 300.530(d)	Idaho Code 33-1501
3B	<del>District Actions When There is a Change of Placement</del>	300.530(d) 300.530(e)	
3C	FAPE Requirements in an IAES	300.530(d)	
3D	Transportation		
4.	Procedures for a Manifestation Determination		
4A	<del>Actions Involving a Manifestation Determination</del>	300.503(c-f) 300.530(e)	Idaho Code 33-205
4B	<del>When Behavior is a Manifestation of the Disability</del>	300.530(f)	
4C	<del>When Behavior is Not a</del>		

**STATE DEPARTMENT OF EDUCATION  
NOVEMBER 30, 2015**

	Manifestation of Disability		
5.	Other Considerations		<u>IDAPA 08.02.03.109.5.c</u>
5A	<del>Request for an Expedited Hearing</del>	<del>300.532(a) 300.532(c) 300.533</del>	<del>IDAPA 08.02.03.109.5.f 34 CFR 99.3 (FERPA) 34 CFR 99.7 (FERPA)</del>
5B	<del>Protections for Students Not Yet Eligible for Special Education</del>	<del>300.534</del>	<del>34 CFR 99.10d (FERPA) 34 CFR 99.11 (FERPA)</del>
5C	<del>Parent/Adult Student Request for Evaluation of a Disciplined Student</del>	<del>300.534(d)</del>	<del>34 CFR 99.31 34 CFR 81(GEPA) 34 CFR 76 (EDGAR)</del>
5D	<del>Referrals to and Action by Law Enforcement and Judicial Authorities</del>	<del>300.535(a)</del>	<del>34 CFR 99.22 (FERPA) 34 CFR 99.5a (FERPA)</del>
5E	<del>Transfer of Discipline Records</del>	<del>300.535(b)</del>	<del>Idaho Code 33-209</del>

**STATE DEPARTMENT OF EDUCATION  
NOVEMBER 30, 2015**

**CHAPTER 13 DISPUTE RESOLUTION  
LEGAL CITATIONS**

<b>Section</b>	<b>Topic</b>	<b>IDEA Regulations 34 CFR §</b>	<b>Idaho Code/IDAPA/<u>Topical Reference</u></b>
1. 1A 1B	IEP Facilitation Definition IEP Facilitation Request		
2. 2A 2B 2C 2D 2E	<u>Informal Conflict Resolution</u> Mediation Definition Mediation Policies Contracted Mediators Confidentiality Mediation Agreement	300.506 300.506 300.506 300.506 300.506	IDAPA 08.02.03.109.05.b
3. 3A 3B 3C	<u>Mediation</u> Formal Complaints Filing Complaint SDE Complaint Procedures Methods of Resolving	<u>300.506</u> 300.151-300.152 300.152 300.151	<u>IDAPA 08.02.03.109.05.b</u>
4. 4A 4B 4C 4D 4E	<u>State Complaints</u> Due Process Hearings Definition Hearing Request by Parent Hearing Request by District Contents of Request Actions for Hearings	<u>300.151-300.153</u> 300.507-300.508 300.507 300.507 300.508(b) 300.508 300.510-515 300.518	<u>IDAPA 08.02.03.109.05</u>
5. 5A  5B 5C 5D	<u>Expedited Due Process Hearings</u> Definition  Expedited Hearing Request Process and Disclosures Placement	<u>300.507-300.518</u> 300.531  300.532 300.532 300.533	IDAPA 08.02.03.109.01.d <u>IDAPA 08.02.03.109.05.c,e,f</u>
6.	<u>Expedited Due Process Hearings</u>	300.516	IDAPA 08.02.03.109.05.g

**STATE DEPARTMENT OF EDUCATION  
NOVEMBER 30, 2015**

	<u>Appeals and Civil Action</u>	300.532	
7.	<u>Appeals and Civil Action</u>		
7A	Attorney Fees	300.517	
7B	Prohibition of Attorney Fees	300.517	
7C	Exception of Prohibition	300.517	
7D	Reduction in Fees	300.517	
7E	Exception to the Reduction	300.517	
	<u>Special Provisions</u>		
8.	<u>Attorney Fees</u>	<u>300.517</u>	

**Chapter 1**

**OVERVIEW**

**Chapter Contents**

Section 1.	Child Find .....	3
Section 2.	Procedural Safeguards .....	4
Section 3.	Student Eligibility under the IDEA 2004.....	4
Section 4.	Free Appropriate Public Education (FAPE) .....	4
Section 5.	District Programs and Services.....	5
Section 6.	Individualized Education Program (IEP).....	5
Section 7.	Least Restrictive Environment (LRE) .....	6
Section 8.	Summary of Activities that May Lead to Special Education Services .....	6
Chart:	Special Education Activities .....	11

THIS PAGE LEFT INTENTIONALLY BLANK

## Chapter 1 Overview

The education of students with disabilities is firmly rooted in the constitutional guarantees involved in the “protection of vulnerable minorities.” This relationship means that the provision of services to students with disabilities is a basic civil right protected by the Constitution. Three (3) federal laws have been passed to ensure educational opportunities ~~these constitutional guarantees~~ for individuals with disabilities:

- the Individuals with Disabilities Education ~~Improvement~~ Act of 2004 (IDEA 2004)
- Section 504 of the Rehabilitation Act of 1973 (Section 504)
- the Americans with Disabilities Act of 1990 (ADA)

The last reauthorization of the IDEA was in 2004 and aligned the law ~~was aligned~~ with the Elementary and Secondary Education Act of 2001—also known as the No Child Left Behind (NCLB) Act. Revisions to the IDEA regulations were issued in 2007, 2008, 2013 and 2014. The IDEA 2004 preserves the basic structure and civil rights of previous reauthorizations and emphasizes both *access* to education and *improved results* for students with disabilities based on data and public accountability.

This Manual provides ~~detailed~~ information regarding district responsibilities under the IDEA 2004 ~~and the IDEA regulations of 2006, which took effect on October 13, 2006~~ and relevant Idaho legal requirements.

### Section 1. Child Find

The district is responsible for establishing and implementing an ongoing Child Find system. Child Find activities are conducted ~~(1)~~ to create public awareness of special education programs; ~~(2)~~ to advise the public of the rights of students, and; ~~(3)~~ to alert community residents of the need for identifying and serving students with disabilities from the age of three (3) through the semester in which they turn twenty-one (21).

The district is also responsible for coordinating with the Department of Health and Welfare regarding the Child Find system for children ages birth through two (2) years. The Child Find system includes children with disabilities who are homeless, as defined by the McKinney-Vento Homeless Act (see Glossary), wards of the state, or attending private schools, regardless of the severity of the disability.

See Chapter 3 for more information on Child Find.

## Section 2. Procedural Safeguards

~~A parent and/or adult student~~ parent/adult student has specific procedural safeguards assured by the IDEA 2004 and state law. The district provides a document titled *Procedural Safeguards Notice* to ~~parents and/or adult students~~ parents/adult students that contain a full explanation of special education rights.

See Chapter 11 for more information on procedural safeguards.

## Section 3. Student Eligibility under the IDEA 2004

~~The existence of a disability or medical diagnosis does not, by itself, mean that a student is eligible under the IDEA 2004.~~ To be eligible for services under the IDEA2004, a student must have a disability that:

1. meets the Idaho state disability criteria;
2. adversely affects educational performance; and
3. results in the need for ~~special education, that is,~~ specially designed instruction and related services.

The process used to make this determination is called “eligibility evaluation.” During an eligibility evaluation, an evaluation team (which includes educators and the ~~parent and/or adult student~~ parent/adult student) reviews information from the evaluation completed (multiple sources including, but not limited to, general education interventions, formal and informal assessments, and progress in the general curriculum) in making the eligibility determination.

See Chapter 4 for more information on eligibility and evaluation.

## Section 4. Free Appropriate Public Education (FAPE)

The ~~local education agency (district)~~ (LEA) is required to ensure that a free appropriate public education (FAPE) is available to students who reside in the district and are eligible for special education. FAPE is individually determined for each student that qualifies for special education. FAPE *must* include special education in the least restrictive environment (LRE) and *may* include related services, transition services, supplementary aids and services, and/or assistive technology devices and services. A definition of each of these terms can be found in the glossary.

See Chapter 2 for more information on FAPE.



### **Section 5. District Programs and Services**

The district shall ensure that the same array of academic, nonacademic, and extracurricular activities and services is available to students with disabilities as is available to students without disabilities.

#### **A. Educational Programs and Services**

The district shall take steps to ensure that students with disabilities have the variety of educational programs and services that are available to all other students served by the district. These may include art, music, industrial arts, consumer and homemaking education, vocational education, and other programs in which students without disabilities participate.

#### **B. Physical Education**

Physical education services, specially designed if necessary, shall be made available to every student with a disability receiving FAPE, unless the public agency enrolls children without disabilities and does not provide physical education to children without disabilities in the same grades.

#### **C. Nonacademic and Extracurricular Services and Activities**

The district shall take steps, including the provision of supplementary aids and services determined appropriate and necessary by the student's Individualized Education Program (IEP) ~~Team~~ team, to provide nonacademic and extracurricular services and activities in a manner that affords students with disabilities an equal opportunity to participate in those services and activities. This includes counseling services, athletics, transportation, health services, recreational activities, special interest groups or clubs sponsored by the district, referrals to agencies that provide assistance to persons with disabilities, and employment of students, including both employment by the district and assistance in making outside employment available.

### **Section 6. Individualized Education Program (IEP)**

The IEP is a document that outlines how a particular student with a disability will receive a free appropriate public education (FAPE) in the least restrictive environment (LRE). It is a working document that can be amended as the student's needs change. The IEP is created collaboratively by IEP team members, including parents, the student, if appropriate, the student's teachers and other district personnel.

See Chapter 5 for more information on IEP development.

### **Section 7. Least Restrictive Environment (LRE)**

The IDEA 2004 states that, to the maximum extent appropriate, students with disabilities are to be educated with students who are not disabled. The IEP team determines ~~should consider~~ what constitutes LRE for the individual student. This includes considering that a continuum of alternative placements is available to meet the needs of children with disabilities and for special education and related services.

See Chapter 6 for more information on LRE.

### **Section 8. Summary of Activities That May Lead to Special Education Services**

This section describes the steps that may lead to special education services. The activities that are within each step are often sequential, but could occur simultaneously. The process might occur in a different sequence for emergency or interim placements. A flowchart of these steps is provided at the end of this chapter.

#### **A. General Education Interventions** (carried out by the problem-solving team)

A general education problem-solving team addresses student learning needs and ensures that referrals to consider special education are appropriate. The general education problem-solving process may include comprehensive early intervening services based on whole-school approaches such as: a three-tiered model using scientifically based reading (and other content area) programs, positive behavior supports, and a response-to-intervention system. Accommodations and instructional and/or behavioral interventions shall be attempted during the problem-solving process. These accommodations and interventions shall be of sufficient scope and duration to determine the effects on the student's educational performance and shall be clearly documented.

If the student shows adequate progress with general education interventions and accommodations, a referral to consider a special education evaluation may be unnecessary. However, if general education interventions and accommodations need to be provided on an ongoing basis or if the student shows limited or no progress *and* the student's performance is significantly discrepant from peers, a referral to consider a special education evaluation may be warranted. Also, a parent of a student may initiate a referral for special education at any time and a district may not deny that referral simply because the student had not gone through the general education intervention process.

See Chapter 4 and Appendixes 3 and 4 for more information on problem-solving activities and the three tiered model.

## **B. Referral to Consider a Special Education Evaluation**

Following the problem-solving team's review of the student's response to general education interventions, if the team suspects that the student has a disability and may be in need of special education that adversely impacts his or her education, the problem-solving team shall initiate a referral to consider a special education evaluation. The purpose of this referral is to bring a student to the attention of an evaluation team so that it can determine whether to conduct a special education evaluation.

A referral ~~to consider a~~ for a special education evaluation marks the point at which procedural safeguards are provided to the parent. ~~activated~~ The parent and/or adult student parent/adult student shall be involved in decisions once a written referral has been made to the evaluation team to consider a special education evaluation.

The evaluation team shall review existing data, ~~including~~ which may include progress monitoring data from the student's IEP, assessments and information provided by parent and/or adult student the parent/adult student, and document the review process, to determine the need for further assessment. The evaluation team will procure the necessary written consents for additional assessments.

See Chapter 3 for more information on the referral process to consider a special education evaluation and who can make a referral.

## **C. Written Notice and Written Consent** (completed by an evaluation team)

Before administering assessments as part of the special education evaluation, written notice shall be provided to the ~~parent and/or adult student~~ parent/adult student along with the procedural safeguards and written consent shall be ~~requested~~ obtained from the ~~parent and/or adult student~~ parent/adult student. The district may use a single form that meets the requirements of written notice and consent for assessment. In addition, if the evaluation team needs information for an evaluation from a non-educational agency or an individual, such as a doctor, written consent for the release of information shall be obtained from the ~~parent and/or adult student~~ parent/adult student.

See Chapter 4 and Chapter 11 for more information.

## **D. Evaluation and Eligibility Determination** (completed by evaluation team)

After receiving consent, the evaluation team shall schedule assessments and ensure they are conducted. The evaluation must be sufficiently comprehensive to identify all of the child's special education and related services needs. Next, the evaluation team reviews the assessment data, the response to general education targeted interventions, and ~~parent and/or adult student~~ parent/adult student input and recommendations to determine whether the student is eligible for

special education services. Then the evaluation team compiles an *Eligibility Report* using data collected from individual assessments and provides the ~~parent and/or adult student~~ parent/adult student with a copy of the report. The eligibility report shall address, to the extent required, the general education classroom, targeted interventions previously employed and the student's response to those interventions.

For children transferring from the Infant Toddler Program (ITP), eligibility shall be determined and an IEP developed or IFSP adopted by the child's third (3<sup>rd</sup>) birthday. See Chapter 5 for guidance on expectations. If a child turns three (3) during the summer, and the child does not require Extended School Year (ESY) services, special education and related services may begin in the new school year.

For children ages three (3) through twenty-one (21), the time between receiving consent for initial assessment and determining eligibility cannot exceed sixty (60) calendar days, excluding periods when regular school is not in session for five (5) or more consecutive school days (with the exception of ITP referrals which must be completed by the child's third (3<sup>rd</sup>) birthday). The parent and district may agree, in writing, to extend the sixty (60) day period. See Chapter 4 for guidance on timeline exceptions.

If the student is not eligible, the district shall provide written notice to the ~~parent and/or adult student~~ parent/adult student that the evaluation data does not indicate eligibility under the IDEA 2004—even though the parent is a member of the team that determines eligibility. The district shall maintain documentation in permanent records. ~~(A student ineligible under the IDEA 2004 may be considered to have a disability under Section 504.)~~

If the ~~parent and/or adult student~~ parent/adult student disagrees with the district's evaluation and/or the eligibility determination, he or she has the right to request SDE mediation, file a due process hearing challenging the decision, or seek an independent educational evaluation (IEE). See Chapter 11 for more information.

#### **E. IEP Development and Implementation** (completed by IEP team)

~~The time between receiving consent for assessment 60 calendar days, excluding periods when regular school is not in session for five or more consecutive school days. The parent and district may agree in writing to extend the 60-day period for the purpose of initial assessment as long as Federal IDEA 2004 time requirements are met. See Chapter 4 for guidance on timeline exceptions.~~

The following activities are included in the development and implementation of the IEP:

1. Conduct an IEP team meeting to develop and implement an IEP within thirty (30) calendar days of a determination that the student is eligible for special education and related services. For eligible students, the IEP can be developed at the same meeting

- at which eligibility is determined if all required IEP team members are present and agree to proceed.
2. After determining goals and services, determine the placement in the LRE in which the IEP can be implemented. For those goals that are aligned to the alternate achievement standards, benchmarks/objectives shall be written.
  3. Obtain documentation indicating participation in the IEP team meeting.
  4. Obtain consent from the ~~parent and/or adult student~~ parent/adult student for initial provision of special education services. ~~placement in special education~~
  5. Provide copies of the IEP to the ~~parent and/or adult student~~ parent/adult student and other participants, as appropriate.
  6. Provide written notice to the ~~parent and/or adult student~~ parent/adult student before implementing the IEP if the provision of FAPE or the educational placement is proposed to change or if the team refused to make a change based on the parent's request.
  7. Make arrangements for IEP services by informing staff of their specific responsibilities under the IEP.
  8. Implement the IEP as soon as possible, but no later than after it is developed within thirty (30) days of eligibility. (See Chapter 4 for guidance on timeline exceptions.)
  9. Provide the ~~parent and/or adult student~~ parent/adult student with periodic reports of the student's progress towards IEP goals (such as quarterly or other periodic reports, concurrent with the issuance of report cards).

See Chapter 5 for more information on IEP development.

**F. Review and Revision of IEP and Placement Decision** (completed by IEP team)

1. Send the ~~parent and/or adult student~~ parent/adult student a *Procedural Safeguards Notice* with an invitation to attend an IEP meeting (required at least once annually).
2. Convene an IEP team meeting under these circumstances:
  - a. when changes in the IEP are requested or if the student is not making progress. In addition, the IDEA allows changes to the IEP without an IEP team meeting between the annual review dates if the district and parent agree; and

- b. at least annually to ~~review eligibility~~, develop a new IEP, and ~~determine placement~~.
3. Provide a copy of the revised IEP to the parent and the adult student when an IEP is amended or rewritten, ~~and when the student is no longer eligible for special education services~~. In addition, written notice is required if the district is proposing to change or refusing to change the educational placement ~~and/or~~ or the provision of FAPE.
4. Under Idaho regulations, the ~~parent and/or adult student~~ parent/adult student has the right to file a written objection ~~to changes proposed by the district to an IEP program change or placement change~~. If, within ten (10) calendar days of receiving written notice from the district, the ~~parent and/or adult student~~ parent/adult student files a written objection ~~to all or part of the proposed IEP or placement~~, the district shall not implement the change(s) to which the ~~parent and/or adult student~~ parent/adult student objects. See Chapter 11 for more information.

See Chapter 5 for more information on IEP reviews.

#### **G. Reevaluation** (completed by evaluation team)

Reevaluations are conducted by the evaluation team. A reevaluation ~~to determine whether a student continues to be eligible for special education services is~~ shall be completed as follows:

(a) at least every three years, (b) when requested by the student's teacher or the ~~parent and/or adult student~~ parent/adult student, and (c) whenever conditions warrant. Approximately one month before conducting the reevaluation, the district shall inform the ~~parent and/or adult student~~ parent/adult student that a reevaluation is due. The ~~parent and/or adult student~~ parent/adult student and district may agree in writing that a three-year reevaluation is not necessary. In addition, a reevaluation need not be conducted more than once per year unless the district and the parents agree.

The evaluation team shall include the following activities in the reevaluation process:

1. Invite the ~~parent and/or adult student~~ parent/adult student to participate in the review of existing data and to determine what additional data, if any, is needed as part of the reevaluation. Unless the ~~parent and/or adult student~~ parent/adult student requests that the evaluation team members meet as a group in a formal meeting, data can be gathered from individual team members at various times using a variety of methods.
2. Obtain written consent from the ~~parent and/or adult student~~ parent/adult student if additional assessments shall be conducted. After gaining consent, ensure the completion of assessments and eligibility reports. The IDEA does not require consent for a reevaluation if the district has made documented attempts to get consent and the parent has not responded.

3. If the evaluation team determines that additional assessments are not needed, provide written notice to the ~~parent and/or adult student~~ parent/adult student of this decision and of the ~~parent and/or adult student~~ parent's/adult student's right to request assessments.
4. Prepare an *Eligibility Report* that details the eligibility requirements for the student, even when no new assessments are conducted. The report shall address each required eligibility component.
5. Provide the ~~parent and/or adult student~~ parent/adult student with a copy of the *Eligibility Report*.
6. Determine whether revisions to the IEP are necessary ~~Develop~~ and implement an IEP, if the student continues to be eligible. If the student is not eligible, follow procedures to discontinue services.

See Chapter 4 for more information on reevaluation.

## H. Discontinuation of Services

Provide prior written notice to the ~~parent and/or adult student~~ parent/adult student informing them of the discontinuation of services when:

1. The evaluation team determines the student no longer meets eligibility requirements for special education services; or
2. The student meets the district and State requirements that apply to all students for receipt of a regular high school diploma; or
3. The student completes the semester in which he or she reaches the age of twenty-one (21) years.
4. Parent/adult student revokes consent for special education services.

When a student exits from special education as a result of graduating or aging out, the district shall provide the student with a summary of his or her academic achievement and functional performance, along with recommendations on how to assist the student in meeting postsecondary goals.

See Chapter 7 for more information on the discontinuation of services.

THIS PAGE INTENTIONALLY LEFT BLANK



Chart

**General Education Interventions** (completed by problem-solving team)

- Team considers components of the three tiered model of Response to Intervention.
- Problem solve, plan and implement interventions and accommodations; document results.

Special Education Activities

**A. Child Find Activities**

**B. Referral to Consider a Special Education Evaluation** (completed by problem-solving team and evaluation team) or the parent/adult student

- Problem-solving team submits a formal referral to consider special education evaluation.
- Provide the ~~parent and/or adult student~~ parent/adult student with a *Procedural Safeguards Notice*. (required)
- Seek ~~parent and/or adult student~~ parent/adult student input and afford opportunity for a meeting.
- Evaluation team decides whether to conduct further assessments.

**C. Written Notice and Consent** (completed by the evaluation team)

- Provide written notice to the ~~parent and/or adult student~~ parent/adult student.
- Seek consent from the ~~parent and/or adult student~~ parent/adult student for assessments.
- Receive written consent for assessment from the ~~parent and/or adult student~~ parent/adult student.

**D. Evaluation and Eligibility Determination** (completed by evaluation team)

- Schedule and conduct assessments.
- Review assessment information with ~~parent and/or adult student~~ parent/adult student. Determine eligibility and complete the *Eligibility Report*. (Meeting with the entire team is a ~~parent and/or adult student~~ parent/adult student option.)
- Provide the ~~parent and/or adult student~~ parent/adult student with a copy of the *Eligibility Report*.

**E. IEP Development and Implementation** (completed by IEP team)

- Invite the ~~parent and/or adult student~~ parent/adult student to the IEP team meeting.
- Provide a *Procedural Safeguards Notice* to the ~~parent and/or adult student~~ parent/adult student. (at least once annually)
- Develop IEP and determine placement in LRE.
- Provide a copy of the IEP with written notice to the ~~parent and/or adult student~~ parent/adult student.
- Receive consent for initial provision of special education services ~~placement~~ from the ~~parent and/or adult student~~ parent/adult student.
- Implement IEP.

**F. Review/Revision of IEP and Placement Decision** (completed by IEP team)

- Provide a *Procedural Safeguards Notice* to the ~~parent and/or adult student~~ parent/adult student if applicable.
- Invite the ~~parent and/or adult student~~ parent/adult student to the IEP team meeting.

- Review ~~eligibility, develop an the~~ IEP, and determine placement annually.
- Provide a copy of IEP with written notice to the ~~parent and/or adult student~~ parent/adult student.

**G. Reevaluation** (completed by evaluation team)

- Inform the ~~parent and/or adult student~~ parent/adult student that reevaluation is due.
- Provide a *Procedural Safeguards Notice* to the ~~parent and/or adult student~~ parent/adult student if applicable.
- Seek ~~parent and/or adult student~~ parent/adult student input on reevaluation and afford opportunity to request a meeting.
- Receive consent from the ~~parent and/or adult student~~ parent/adult student for assessments if planning to assess **OR**  
Provide the ~~parent and/or adult student~~ parent/adult student with written notice that no further assessments shall be conducted if the evaluation team determines that existing information is adequate. Inform ~~parent and/or adult student~~ parent/adult student of his or her right to request additional assessments.
- Schedule and conduct assessments.
- Review assessment information with ~~parent and/or adult student~~ parent/adult student. Determine eligibility and complete the *Eligibility Report*. (Meeting with the entire team is a ~~parent and/or adult student~~ parent/adult student option.)
- Provide the ~~parent and/or adult student~~ parent/adult student with a copy of the *Eligibility Report*.

**Go to steps in Box F or Box H.**

**H. Discontinuation of Services**

- Provide written notice to the ~~parent and/or adult student~~ parent/adult student before discontinuing special education services.

**Upon graduation provide a summary of performance to the ~~parent and/or adult student~~ parent/adult student.**

**Chapter 2**

**FREE APPROPRIATE PUBLIC EDUCATION**

**Chapter Contents**

Section 1. Definition of a Free Appropriate Public Education (FAPE).....15

Section 2. Provision of FAPE .....15

Section 3. FAPE Considerations .....17

THIS PAGE INTENTIONALLY LEFT BLANK

## Chapter 2 Free Appropriate Public Education

The district (local education agency(~~district~~)) is required to ensure that a free appropriate public education (FAPE) is available to residents, homeless individuals and individuals from migrant families ages three (3) to twenty-one (21) ~~students~~ in the district and who are eligible for special education. FAPE is individually determined for each student with a disability. FAPE *must* include special education in the least restrictive environment (LRE) and *may* include related services, transition services, supplementary aids and services, and/or assistive technology devices and services. A definition of each of these terms can be found in the glossary.

### Section 1. Definition of a Free Appropriate Public Education (FAPE)

The definition of FAPE under the IDEA Individuals with Disabilities Education Improvement Act of 2004 (IDEA 2004) ~~IDEA 2004~~ means special education and related services that:

1. are provided at public expense (free);
2. are provided in conformity with an appropriately developed individualized education program, or IEP (appropriate);
3. are provided under public supervision and direction (public); and
4. include an appropriate preschool, elementary, and secondary education that meets the education standards, regulations, and administrative policies and procedures issued by the State Department of Education (education).

### Section 2. Provision of FAPE

#### A. District Obligation

The district is required to ensure that FAPE is available to students in the district who are eligible for special education. This includes students who reside in group, personal care, or foster homes, as well as institutions, if their legal guardian is a resident of Idaho, even though the guardian may reside in another Idaho school district. It also includes students who are migratory or homeless as defined by the McKinney-Vento Homeless Act (see Glossary). If a student from another state is placed in Idaho by an out-of-state agency, parent, or district, the placing district, parent, or agency is responsible for the educational costs. If a student is placed in a district by an Idaho agency, the student is entitled to FAPE and the responsible agency is determined upon Idaho Code regarding the specific situation.

The district is obligated to make FAPE available to each eligible student in the district as follows:

1. The district shall provide FAPE to an individual who is at least three (3) years old and who qualifies for special education services unless the ~~parent and/or adult student~~ parent/adult student has refused special education services. Students aged three (3) to five (5) must have their special education services identified on an IEP since Idaho does not have state-funded preschool programs.
2. The district shall offer FAPE to parentally placed private school students in accordance to statutory and regulatory language, which states that parentally placed private school students with disabilities do not have an individual right to some or all of the special education and related services that the student would receive if enrolled in a public school.
3. A free appropriate public education shall be available to any individual child with a disability who needs special education and related services, even though the child has not failed or been retained in a course, and is advancing from grade to grade.

Note: Participation in Comprehensive Early Intervening Services neither limits nor creates a right to FAPE.

#### **B. Limit to District Obligation**

1. ~~The district is not obligated to provide some or all special education and related services, if it has been offered, but a parent elected to place the student in a private school or facility. A student with a disability who has been placed in a private school or facility by the parent does not have an individual right to receive all or part of the special education and related services that the child would receive if enrolled in a public school. However the district shall include that student in the population whose needs are addressed consistent with would have Child Find requirements responsibilities. See Chapter 9 for more information.~~
2. ~~Students who are home schooled and dually enrolled are considered private school students for the purposes of dual enrollment. The same procedures would be available to these students as parentally placed private school students who are dually enrolled~~ Students who are homeschooled are considered nonpublic students for the purpose of dual enrollment, however a student being homeschooled is not considered a private school student. Students who are dually enrolled in a school district's general education program may be considered for a Section 504 plan if needed to provide supports and/or accommodations for those general education courses for which they are enrolled. A student who is enrolled in a virtual public school is not considered a homeschooled student for the duration that they attend that virtual public school.

Homeschool students who are dually enrolled are considered to be nonpublic school students. The district shall allow homeschool students who are eligible for special education and who are otherwise qualified to participate in school programs under the dual enrollment law to:

1. enroll in general education courses under the same criteria and conditions as students without disabilities; and
2. receive accommodations in the general education courses for which they are enrolled on a Section 504 plan, if needed.

Homeschool students may not dually enroll solely for special education and/or related services. The dual enrollment statute does not establish an entitlement to FAPE for a student with a disability. This means that there is no individual right to receive some or all special education services that the student would receive if enrolled in public school.

### C. When District Obligation to Provide FAPE Ends

The District's obligation to provide FAPE to a student ends:

1. At the completion of the semester in which the student turns twenty-one (21) years old;
2. when the student meets the district requirements that apply to all students for receipt of a regular high school diploma; a regular high school diploma does not include an alternative degree that is not fully aligned with the Idaho Content Standards or Idaho Core Standards, such as a certificate or a general educational development credential (GED); or
3. when the student no longer meets the eligibility criteria for special education services, as determined by the team after a reevaluation; or
4. when a parent/adult student has revoked consent for the continued provision of special education services.

### D. Temporary Suspension of FAPE

The district is not required to provide FAPE to an eligible student during the suspension of ten (10) cumulative school days or less during a school year (unless the district provides services to students who are not disabled who are so suspended); however, FAPE must be provided following this ten (10) day exception.

## Section 3. FAPE Considerations

### A. Case Law Interpretations of FAPE

The courts have further defined the term FAPE as a result of lawsuits between parents and districts. In 1982, the United States Supreme Court ruled in the case of Hendrix Board of

Education of the Hendrick Hudson Central School District, et al. v. Rowley, et al. Hudson Central School District Board of Education v. Rowley. This landmark case set a standard for FAPE that is commonly referred to as the *Rowley Standard*. The *Rowley* decision defines FAPE as including these two components:

1. an IEP developed in adequate compliance with the IDEA 2004 procedures; and
2. an IEP reasonably calculated to enable the student to receive educational benefit.

The *Rowley* decision also states that, if a student is being educated in the general education classroom, the IEP should be reasonably calculated to enable the student to achieve passing marks and advance from grade to grade, although passing grades are not determinative that FAPE has been provided.

### **B. Applicability to Charter and Alternative Schools**

Federal law requires the district to provide students with disabilities educational choices comparable to those choices offered to students without disabilities. These choices include the opportunity to attend a public charter school or alternative public school. Students enrolled in public charter and alternative schools are entitled to FAPE and retain all the rights and protections that are available under the IDEA 2004.

### **C. Applicability to Detained Youth**

Students with disabilities or suspected disabilities who are detained in city or county jails, juvenile detention centers, juvenile correctional facilities, or in Idaho prisons are entitled to FAPE.

1. Services to Youth Detained in City or County Jails

The district in which the facility is located has the responsibility for Child Find and the provision of FAPE to eligible youth.

2. Services to Youth Detained in Juvenile Detention Centers (JDC)

The district in which the facility is located has the responsibility for the provision of FAPE to eligible youth. Typically, detention in a JDC is short term, and the student most likely returns to his or her home district. If a district has a student who is detained in a JDC not located within the district boundaries, the district may find it beneficial to coordinate school assignments through the JDC's education staff while the student is in the facility.

3. Services to Youth Placed in the Custody of the Department of Juvenile Corrections (DJC)



When a student is placed in the custody of the Department of Juvenile Corrections, the responsibility for the provision of FAPE resides with the Department of Juvenile Corrections.

4. Services to Youth in the Custody of the Department of Correction (DOC)

When a student is placed in the custody of the Department of Correction, the responsibility for the provision of FAPE resides with the Department of Correction through an agreement between the SDE and the Department of Correction.

**D. Using Public and Private Insurance Funds to Provide FAPE**

If a student is covered by a parent's private or public insurance or benefits, the district may access this insurance only if the parent provides informed consent. The consent requirements are different for accessing a parent's private insurance as opposed to public insurance (such as Medicaid). ~~Each time the district proposes to access the private insurance, the district shall obtain written parental consent and inform the parent that his or her refusal to permit the district to access the private insurance does not relieve the district of its responsibility to ensure that all required services are provided at no cost to the parent.~~

If a district proposing to access a parent's public insurance to cover any of the costs associated with the provision of special education and/or related services, the district must do the following:

1. Provide written notification to the child's parents before accessing the child's or the parent's public benefits or insurance for the first time and prior to obtaining the one-time parental consent and annually thereafter. The written notification must explain all of the protections available to parents to ensure that parents are fully informed of their rights before a public agency can access their or their child's public benefits or insurance to pay for services under the IDEA. The notice must include a statement that the refusal to provide consent or the withdrawal of consent will not relieve the district's responsibility to ensure that all the required IEP services are provided at no cost to the parent. The notice must be written in language understandable to the general public and in the native language of the parent or other mode of communication used by the parent unless it is clearly not feasible to do so.
2. Obtain a one-time written consent from the parent after providing the written notification before accessing the child's or the parent's public benefits or insurance for the first time. This consent must specify (a) the personally identifiable information that may be disclosed (e.g., records or information about the services that may be provided to a particular child); (b) the purpose of the disclosure (e.g., billing for services); and (c) the agency to which the disclosure may be made (e.g., Medicaid). The consent also must specify that the parent understands and agrees that the public agency may access the child's or parent's public benefits or insurance to pay for services. Such consent may be withdrawn at any time by the parent.

3. If the child on an IEP moves into a new district, the new district responsible for providing a FAPE must provide the parents with written notice and must obtain consent before accessing the parent's public insurance.

If a district is proposing to access a parent's private insurance to cover any of the costs associated with the provision of special education and/or related services, the district must get parental consent each time the district proposes to access private insurance.

**Chapter 3**

**CHILD FIND**

**Chapter Contents**

<u>Section 1. District Responsibility .....</u>	<u>21</u>
<u>Section 2. Locating Students.....</u>	<u>22</u>
<u>Section 3. Identification .....</u>	<u>22</u>
<u>Section 4. Referral to Consider a Special Education Evaluation.....</u>	<u>25</u>

THIS PAGE INTENTIONALLY LEFT BLANK

### Chapter 3 Child Find

The Child Find system involves three basic steps leading to the determination of whether or not a student has a disability and requires special education. The steps are location, identification, and evaluation. This chapter describes location and identification activities. The evaluation process is covered in Chapter 4.

#### Section 1. District Responsibility

The district is responsible for establishing and implementing an ongoing Child Find system to locate, identify, and evaluate students suspected of having a disability, ages three (3) through the semester they turn twenty-one (21), who may need special education, regardless of the severity of the disability. The district is also responsible for coordinating with the Department of Health and Welfare (DHW) regarding the Child Find system for children ages birth through two (2) years. The district may appoint an individual to coordinate the development, revision, implementation, and documentation of the Child Find system.

The Child Find system shall include all students within the district's geographic boundaries including students who are:

1. enrolled in the district public school, however this would not include a student who is placed in that public school by another district;
2. enrolled in charter and alternative schools;
3. enrolled in homeschool; ~~Note~~
4. enrolled in parentally placed private elementary and secondary schools (including religious schools) located in the district; including out-of-state parentally-placed private school children with disabilities;
5. not enrolled in elementary or secondary school, including resident children ages three (3) through five (5);
6. advancing from grade to grade;
7. highly mobile students (such as migrant and homeless as defined by the McKinney Vento Homeless Act [see Glossary]); and
8. wards of the state.

## Section 2. Locating Students

Locating students who may have disabilities involves coordinating with other agencies and promoting public awareness.

### A. Coordination

For infants and toddlers, birth through two (2) years of age, Child Find is provided by the Idaho Infant/ Toddler Program (ITP). Although lead responsibility for the ITP has been designated to the DHW, interagency agreements provide for collaboration and coordination. The district shall use local interagency agreements for efficient use of resources and ease of service accessibility for students and families.

### B. Public Awareness

The district shall take and document the necessary steps to ensure that district staff and the general public are informed of the following:

1. the availability of special education services;
2. a student's right to a free appropriate public education (FAPE);
3. confidentiality protections; and
4. the referral process.

This information may be provided through a variety of methods such as distributing brochures or flyers, including information in school or district publications, disseminating articles and announcements to newspapers, arranging for radio and television messages and appearances, speaking at faculty meetings or district in-services, and making presentations.

## Section 3. Identification

The identification component of Child Find includes screening, early intervening through a problem-solving process, and referral to consider a special education evaluation. The procedural rights under the IDEA Individuals with Disabilities Education Improvement Act of 2004 (IDEA 2004) are afforded when the student is referred for a special education evaluation by the parent and/or adult student parent/adult student or the district.

### A. Screening

Screening is an informal, although organized process, of identifying students who are not meeting or who may not be meeting Idaho Content Standards, Idaho Core Standards, or Idaho Early Learning Standards Guidelines (eGuidelines). A variety of methods may be used to screen students, including performance on statewide assessments, curriculum-based measures, daily

work in the classroom, teacher observations, hearing and vision screeners, developmental milestones, and/or kindergarten readiness measures.

Screening for instructional purposes is not an evaluation. The screening of a student by a teacher or specialist to determine appropriate instructional strategies for curriculum implementation shall not be considered to be an evaluation for eligibility for special education and related services.

Although screening is an important part of the Child Find system, screening cannot be used to delay processing a referral to consider a special education evaluation where immediate action is warranted.

### **B. General Education Intervention (Comprehensive Early Intervening Services)**

Under the Local Education Agency (LEA) funding option, early intervening services are services for K-12 students who need additional academic and behavioral support to succeed in the *general education environment*. When a school's screening process reveals that a student or groups of students are at risk of not meeting the Idaho Content Standards or Idaho Core Standards, the general education problem-solving team shall consider the students' need for "supported" instructional and/or behavioral interventions in order to help the students succeed. These interventions are referred to as early intervening services or general education interventions, accommodations, and strategies. It is important to remember that students who receive early intervening services are not currently identified as needing special education or related services and do not have a right to ~~FAPE~~ a free appropriate public education. Therefore, the IDEA 2004-procedural safeguards are not applicable at this time.

Districts shall implement comprehensive coordinated services and activities that involve providing educational and behavioral evaluations, services, and supports. These services may also include professional development for teachers and other staff to enable them to deliver scientifically based academic and behavioral interventions, including scientifically based literacy instruction, and where appropriate, instruction on the use of adaptive and instructional software. Comprehensive Early Intervening Services (CEIS) should be based on whole-school approaches such as; the three-tiered model, scientifically based curriculum and instruction, positive behavior supports, and a response to intervention system.

If a district chooses to use up to 15% of IDEA Part B ~~Federal~~ funds for CEIS for students in K-12 who are not currently identified as needing special education, but who need additional support in the general education environment, additional requirements may apply that will affect maintenance of effort. In addition, if IDEA Part B funds are used, the district must annually report to the SDE:

1. The number of children receiving CEIS; and
2. The number of children who received CEIS and subsequently received special education services during the preceding two year period.

If a district is found to have a significant disproportionate representation in special education, there are additional requirements for use of funds in CEIS. Please see Chapter 10 for more information on CEIS.

### **C. General Education Problem Solving**

#### 1. Establishing a Problem-Solving Team

The district shall establish a problem-solving team and a process to plan accommodations and interventions in general education and to ensure that referrals to consider a special education evaluation are appropriate. Team membership is established by the school or the district and would likely involve general educators and administrators, and could include counselors, specialists, and special education personnel. While ~~parent and/or adult student~~ parent/adult student involvement is valuable and encouraged, the district is not required to include the ~~parent and/or adult student~~ parent/adult student on the team.

When problem solving involves a child ~~3-5~~ three to five (3-5) years of age, the team should seek input from family members, child care programs, private preschools, or Head Start Programs, as appropriate. An early childhood problem-solving process needs to consider early childhood environments and the preschool student's need for supported instructional interventions in order for the student to participate in appropriate activities. IDEA Part B funds cannot be used to provide CEIS to preschoolers.

#### 2. Referrals to the Problem-Solving Team

Referrals to the problem-solving team may come from a variety of sources including parents, students, other family members, public or private school personnel, agencies, screening programs, or as a result of annual public notice.

Referrals may be made for a variety of reasons dealing with academic and behavioral concerns and may involve, but are not limited to, teaching strategies, material accommodations, social skills training, cooperative learning concepts, classroom organization, and scheduling.

#### 3. Interventions

- a. Interventions in general education or an early childhood environment shall be attempted before a student is referred to an evaluation team, ~~unless~~ an the student's performance indicates an evaluation is warranted ~~evaluation is needed immediately or a parent makes a request for a referral for a special education evaluation.~~



- b. Interventions shall be of sufficient scope and duration to determine the effects on the student's educational performance and should be clearly documented.
  - c. Documentation of the success or failure of accommodations and interventions shall be reviewed and discussed by the problem-solving team.
4. Problem-Solving Team Decisions Following General Education Intervention

Based on a review of data and information presented by the referring party and others, the team has several decision options. In the case of a preschool student, data and information shall be gathered and reviewed from such settings as child care programs, private preschools, Head Start Programs, or the home. Following an intervention, the problem-solving team shall review progress monitoring data from the intervention and other relevant information to determine what action is warranted. The team considers a variety of options, including whether to:

- a. continue the general education intervention because the student is making adequate progress but needs more time to reach goals;
- b. continue the intervention in a modified form;
- c. explore services or programs outside of special education (such as Title I of the Elementary and Secondary Education Act, including English language programs; Section 504 accommodations; counseling); or
- d. make a referral to consider a special education evaluation.

Although problem-solving activities are an important part of the system, they cannot be used to delay processing a referral for consideration of a special education evaluation where immediate action is warranted. Either a parent or a public agency may initiate a request for an initial evaluation. If a parent initiates a referral for a special education evaluation, the evaluation cannot be delayed or denied due to the child not completing the general education intervention process.

#### **Section 4. Referral to Consider a Special Education Evaluation**

##### **A. Evaluation Team**

The evaluation team is the group of people established by the IDEA 2004 that has the responsibility for making decisions regarding evaluation, assessments, and eligibility. The composition of the evaluation team will vary depending on the nature of the student's suspected disability and other relevant factors. The evaluation team shall include the same membership (although not necessarily the same individuals) as the IEP team and other professionals as needed to ensure that appropriate, informed decisions are made.

Unlike an IEP team, an evaluation team has the flexibility of conducting business with or without a meeting. The case manager can gather input from evaluation team members in a variety of ways. The ~~parent and/or adult student~~ parent/adult student shall be included in the evaluation team and shall be given the opportunity to indicate whether he or she wishes the team to hold a meeting with all members attending.

## B. Referrals to Consider Special Education

The procedure for handling referrals to consider a special education evaluation for students suspected of having a disability includes the following:

1. Unless immediate action is warranted and documented, a referral to consider a special education evaluation is sent to the evaluation team *after* the problem-solving team has determined:
  - a. the student's response to research-based interventions in general education (or age-appropriate activities for preschool) has not resulted in adequate progress; and
  - b. language and cultural issues are not the main source of the student's academic or behavioral discrepancy from peers.
2. A *Referral to Consider a Special Education Evaluation/Reevaluation* form shall be completed.
3. Procedural safeguards are activated when a referral is made to consider a special education evaluation. If the referral came from someone other than the ~~parent and/or adult student~~ parent/adult student (see Glossary) the ~~parent and/or adult student~~ parent/adult student shall be notified. In either case, the ~~parent and/or adult student~~ parent/adult student shall be provided with a copy of the *Procedural Safeguards Notice*. At the same time, the ~~parent and/or adult student~~ parent/adult student shall be afforded an opportunity to provide input regarding the need for and scope of the initial evaluation, including the opportunity to hold a meeting if desired.
4. The evaluation team (including the ~~parent and/or adult student~~ parent/adult student) reviews all available records, including family and health history, past school experiences, the results of general education interventions, and previous assessments and evaluations. The evaluation team shall decide what additional assessments, if any, are needed. This review and determination process can take place at a face-to-face meeting of the evaluation team or through an alternate format, unless the ~~parent and/or adult student~~ parent/adult student desires that a meeting be held.
  - a. If the evaluation team determines that an evaluation is warranted, written notice shall be provided to the ~~parent and/or adult student~~ parent/adult student

describing the proposed evaluation and written consent shall be obtained from the ~~parent and/or adult student~~ parent/adult student.

- b. If the evaluation team determines that an evaluation is not warranted at this time, the team should seek other avenues for services to meet the student's needs. The person initiating the referral, if other than the ~~parent and/or adult student~~ parent/adult student, may be informed as to why the evaluation is not being conducted. Written notice of the district's refusal to evaluate a student for special education services shall be provided to the ~~parent and/or adult student~~ parent/adult student when he or she makes a referral for a special education evaluation and the district determines that the evaluation is not warranted.

Note: Districts are prohibited from requiring that a student obtain a prescription for a substance covered by the Controlled Substances Act as a condition of attending school, receiving an evaluation, or receiving services under the IDEA 2004.

See Chapter 4 for more information on evaluation and eligibility.

THIS PAGE INTENTIONALLY LEFT BLANK

Chapter 4

EVALUATION AND ELIGIBILITY

Chapter Contents

Section 1.	Evaluation Team .....	30
Section 2.	Purpose of an Evaluation.....	30
Section 3.	Written Notice and Consent for Assessment.....	32
Section 4.	Information from Other Agencies or Districts .....	36
Section 5.	Evaluation and Eligibility Determination Procedures.....	37
Section 6.	Reevaluation and Continuing Eligibility .....	41
Section 7.	State Eligibility Criteria .....	44
	A1. Autism Spectrum Disorder.....	45
	B2. Cognitive Impairment Intellectual Disability.....	46
	C3. Deaf-Blindness.....	46
	D4. Deafness .....	47
	E5. Developmental Delay.....	47
	F6. Emotional Disturbance.....	49
	G7. Other Health Impairment .....	50
	H8. Hearing Impairment .....	51
	I9. Learning Disability Specific Learning Disability .....	52
	Ia. Specific Learning Disability .....	56a
	J10. Multiple Disabilities.....	56d
	K11. Orthopedic Impairment .....	57
	L12. Speech or Language Impairment: Language .....	58
	M13. Speech or Language Impairment: Speech .....	58
	M13a. Articulation/Phonology Disorder .....	59
	M213b. Fluency Disorder .....	60
	M3 13c. Voice Disorder.....	60
	N14. Traumatic Brain Injury .....	62
	O15. Visual Impairment Including Blindness.....	62

**Documents:**

<i>Regressed Intelligence Quotient Scores.....</i>	<i>65</i>
<i>Fluency Communication Rating Scale.....</i>	<i>68</i>
<i>Voice Rating Scale .....</i>	<i>69</i>
<i>Documentation of Adverse Effects on Educational Performance for Students with SLD .....</i>	<i>.....</i>

*Speech/Language Disorders*.....70

THIS PAGE INTENTIONALLY LEFT BLANK

## Chapter 4 Evaluation and Eligibility

Chapter 3 discusses Child Find procedures used to locate and identify students with suspected disabilities. This chapter contains the requirements for the special education evaluation and eligibility process, from referral to consider special education through to the determination of eligibility. The Idaho State Department of Education has provided State Eligibility Criteria for special education services for eligibility consistent with IDEA for districts to use while determining eligibility.

### Section 1. Evaluation Team

The evaluation team is a group of people outlined by IDEA 2004 with the responsibility to make decisions regarding evaluation, assessments, and eligibility. This team includes the same membership as the individualized education program (IEP) team (although not necessarily the same individuals) and other qualified professionals as needed to ensure that appropriate and informed decisions are made. The specific composition of the evaluation team reviewing existing data will vary depending upon the nature of the student's suspected disability and other relevant factors. The ~~parent and/or adult student~~ parent/adult student is a member of the evaluation team and shall be provided an opportunity to provide input and participate in making team decisions. The evaluation team may conduct its review without a meeting unless the ~~parent and/or adult student~~ parent/adult student requests that a meeting be held.

#### Additional Membership Requirements:

The determination of whether a student suspected of having a *specific learning disability* shall be made by the student's parents and a team of qualified professionals, which shall include:

1. The student's regular teacher; or if the child does not have a regular teacher, a regular classroom teacher qualified to teach a child of his or her age; and
2. ~~At least one person qualified to conduct individual diagnostic examinations of children, such as a school psychologist, or speech language pathologist, or remedial reading teacher.~~ A school psychologist is a required member of the team. When considering oral expression and listening comprehension, a speech language pathologist is a required member who may collaborate with or replace the school psychologist as the professional required to conduct and interpret evaluative examinations

### Section 2. Purpose of an Evaluation

The purpose of the evaluation process is to determine the eligibility of a student for special education services. This pertains to both initial determination and three year review of eligibility,

or re-evaluation. It is also a process for gathering important information about a student's strengths and service needs. An evaluation process ~~shall~~ ~~should~~ include a variety of assessment tools and strategies to gather relevant functional, developmental, and academic information about the student, including information provided by the parent.

### A. Definitions

Although the terms "evaluation" and "assessment" are often interchanged, there are significant differences between the meaning of the two terms. In an effort to clarify, the terms are defined as follows:

1. Evaluation refers to procedures used to determine whether a child has a disability and the nature and extent of the special education and related services that the child needs. The screening of a student by a teacher or specialist to determine appropriate *instructional* strategies for curriculum implementation shall not be considered to be an evaluation for eligibility for special education and related services.
2. Assessment is integral to the evaluation process and includes the formal ~~and~~ ~~or~~ informal processes of systematically observing, gathering, and recording credible information to help answer evaluation questions and make decisions. A test is one method of obtaining credible information within the assessment process. Tests may be standardized or non-standardized, criterion-referenced (e.g. curriculum-based measures) or norm-referenced, and usually elicit responses from students to situations, questions, or problems to be solved. Assessment data may also include observations, interviews, medical reports, data regarding the effects of general education accommodations and interventions, and other formal or informal data.

### B. Evaluation Components

The district shall conduct a full and individual initial evaluation before the provision of special education and related services are provided to a student suspected of having a disability. A parent or a public agency may initiate a request for an initial evaluation to determine eligibility.

To be eligible for services under the IDEA~~2004~~, a student must have a disability that:

1. meets the Idaho state disability criteria as established in this Manual;
2. adversely affects educational performance; and
3. results in the need for ~~special education, that is,~~ specially designed instruction and related services.

~~This initial evaluation will consist of procedures to collect assessment information to determine whether:~~



- ~~1. the student has a disability according to the established Idaho criteria;~~
- ~~2. the student's condition adversely affects academic performance; and~~
- ~~3. the student needs special education, that is specially designed instruction and related services;~~

In addition, the information from the evaluation can be used to consider the following:

1. the nature and extent of special education and related services needed by the student in order to participate and progress in the general education curriculum or curriculum aligned to the Idaho Content Standards, or the ~~Idaho Early Learning Standards~~ Idaho Early Learning Guidelines (eGuidelines); and
2. the least restrictive environment (LRE) for the student.

The above information also pertains to evaluations for determining Part B eligibility for children transitioning from the Infant/Toddler Program (ITP).

### Section 3. Written Notice and Consent for Assessment

Written notice shall be provided and informed consent shall be obtained before assessments are administered to a student as part of an evaluation.

#### A. Written Notice Requirements

Written notice shall be provided to the ~~parent and/or adult student~~ parent/adult student within a reasonable time before the district proposes to initiate the evaluation or re-evaluation of a student. Written notice shall be in words understandable to the general public. It shall be provided in the native language or other mode of communication normally used by a ~~parent and/or adult student~~ parent/adult student unless it is clearly not feasible to do so.

If the native language or other mode of communication is not a written language, the district shall take steps to ensure the following:

1. The notice is translated orally or by other means in the native language or other mode of communication;
2. The ~~parent and/or adult student~~ parent/adult student understands the content of the notice; and
3. There is written evidence that the above two requirements have been met.

The written notice shall include the following:

1. a description of the evaluation or reevaluation proposed or refused by the district;
2. an explanation of why the district proposes to evaluate or reevaluate the student;
3. a description of any other options the district considered and the reasons why those options were rejected;
4. a description of each assessment procedure, test, record, or report that the district used as a basis for the proposed or refused evaluation or reevaluation;
5. a description of any other factors relevant to the evaluation or reevaluation;
6. a statement that the ~~parent and/or adult student~~ parent/adult student has special education rights and how to obtain a copy of the *Procedural Safeguards Notice* (Note: If this is the initial evaluation, the parents should get a copy of the procedural safeguards with the initial notice of the special education evaluation); and
7. sources for parents to contact in obtaining assistance in understanding the *Procedural Safeguards Notice*.

Written notice shall be provided to the ~~parent and/or adult student~~ parent/adult student within a reasonable time in the following instances:

1. to conduct any additional assessments and review initial information ~~for~~ as part of the initial evaluation or reevaluation;
2. to explain refusal to initiate assessment; and
3. when the evaluation team determines that additional assessments are not required

See Chapter 11 for more information on written notice.

## **B. Consent Requirements**

1. Definition of Consent: Consent means that the ~~parent and/or adult student~~ parent/adult student:

- a. has been fully informed in his or her native language or other mode of communication of all information relevant to the assessment for which consent is sought;

STATE DEPARTMENT OF EDUCATION  
NOVEMBER 30, 2015

- b. understands and agrees in writing (as indicated by signature) to the activities described; and
- c. understands that granting of consent is voluntary ~~on the part of the parent. A parent and/or adult student has provided consent shall understand that granting consent is voluntary~~ and may be revoked in writing at any time *before* the assessment is completed. However, once the assessment has been completed, revocation of consent cannot be used to have the assessment disregarded.

2. Consent for initial evaluation

- 1.
  - a. Informed written consent shall be obtained from the ~~parent and/or adult student~~ parent/adult student before the district conducts assessments as a part of an initial evaluation of the student to determine if he or she qualifies as a child with a disability;
- 2.
  - b. Parental consent for initial evaluation should not be construed as consent for initial provision of special education and related services;
- 3.
  - c. The school district shall make reasonable documented efforts to obtain the informed consent from the parent for an initial evaluation to determine whether the child has a disability and to identify the educational needs of the child. If a parent refuses consent, the district does not violate its obligation to provide FAPE if it declines to pursue the evaluation. If the parent does not provide consent, the district may offer an SDE facilitated meeting, mediation, or request a due process hearing to challenge the decision.
- 4.
  - d. If the child is a ward of the State and is not residing with the child's parent, the district is not required to obtain informed consent from the parent for an initial evaluation to determine eligibility if:
    - a.
      - 1) despite reasonable efforts to do so, the district cannot locate the parent;
    - b.
      - 2) the rights of the parents of the child have been terminated in accordance with Idaho law; or
    - e.
      - 3) the rights of the parent to make educational decisions have been subrogated by a judge in accordance with Idaho law and consent for initial evaluation has been given by an individual appointed by the judge to represent the child.

***This space intentionally left blank.***

- e. If a district is using any data gathered during general education interventions for a student suspected of being a student with a disability, and that data may be used for a later eligibility determination, the district shall promptly request consent to evaluate the student.

**C. Consent ~~and/or Written Notice~~ for Reevaluation**

1. Written consent shall be sought for reevaluation that requires new assessments. Reevaluation consisting solely of review of existing data does not requires written notice.
2. Informed parental consent for a reevaluation need not be obtained if the public agency can demonstrate through documentation that it made reasonable efforts to obtain consent and the child's parent has failed to respond.

€

**D. When Consent Is Not Required**

Parental consent is *not* required for:

1. the review of existing data as part of an evaluation or reevaluation;
2. the administration of a test or other assessment that is administered to all students, unless consent is required of parents of all students;
3. teacher or related service provider observations, ongoing classroom evaluations, or criterion-referenced tests that are used to determine the student's progress toward achieving goals on the IEP; and
4. screening by a teacher or specialist to determine appropriate instructional strategies for curriculum implementation, which may include group or individual curriculum-based or norm-referenced measures.

Đ

**E. Refusing Consent or Failure to Respond to a Request for Consent**

1. The ~~parent and/or adult student~~ parent/adult student can refuse consent for ~~general areas of assessment(s), for specific procedures, or for assessment altogether.~~
2. For an initial evaluation, if consent is refused or the ~~parent and/or adult student~~ parent/adult student fails to respond, the student cannot be assessed. However, the district may request SDE facilitation, mediation, or a due process hearing. If the mediation results in consent to assess, or if a hearing officer's decision indicates that assessment is appropriate and there is no appeal, then the student may be assessed. However, the district does not violate its obligations to provide FAPE if it declines to pursue the evaluation. ~~In such case, the district shall maintain documentation of its~~

*attempts to get consent from the parent. ~~The district shall not initiate initial provision of services without written consent from the parent and shall not pursue due process for initial provision of services.~~ Consent for the initial evaluation shall not be construed as consent for the initial provision of special education services should the student be deemed eligible.*

3. If a parent of a child who is homeschooled or placed in a private school by the parents at their own expense does not provide consent for initial evaluation or reevaluation, or the parent fails to respond to a request to provide consent, the district may not use SDE mediation or due process procedures in order to gain consent and the district is not required to consider the child eligible for services.

Note: A district shall not use a parent's refusal for consent to one service or activity to deny the parent or student any other service, benefit, or activity.

See Chapter 11 for more information on consent and reasonable efforts.

## **E**

### **F. Timeline**

The time between receiving written consent for initial assessment and ~~implementing the IEP eligibility determination~~ cannot exceed sixty (60) calendar days, excluding periods when regular school is not in session for five (5) or more consecutive school days. The time between eligibility determination and ~~the development and implementation~~ of the IEP cannot exceed thirty (30) calendar days. The implementation of the IEP shall not exceed thirty (30) calendar days from the eligibility determination, unless all parties agree to an extension. For children transferring from ITP, eligibility shall be determined and an IEP developed by the child's third birthday. If a child turns three during the summer, and the child does not require Extended School Year (ESY) services, special education and related services may begin in the new school year.

In unusual circumstances, all parties may agree in writing to an extension of the sixty (60) day period for the purpose of initial assessment. These circumstances may include the following:

1. The child enrolls in a school in another school district after the sixty (60) day timeline began and prior to the determination by the child's eligibility in the previous school district. If the new school district is making sufficient progress in determining eligibility, the parent and district may agree to a different timeline.
2. The parent repeatedly fails or refuses to produce the student for an evaluation after the district has made reasonable efforts to schedule an evaluation.

#### Section 4. Information from Other Agencies or Districts

Consent for release of information shall be received before the district seeks to obtain information about the student from other agencies, unless otherwise authorized by law. Upon receipt of consent, the case manager will send letters requesting information to individuals or agencies that have relevant information about the student. A copy of the signed consent form for release of information shall be included with the letters and a copy shall be retained in the student's confidential file. Sources of this additional information may include records from health and social service agencies, private preschool programs, legal service agencies, and non-school professionals such as physicians, social workers, and psychologists.

Federal laws and regulations do not require consent for the district to:

1. request information from other districts that the student has attended; or
2. send information to other districts in which the student intends to enroll.

For children transferring from the ITP, eligibility shall be determined and the IEP developed by the date that the child turns three (3) years of age. See Chapter 5 and Appendix 5B for additional information on collaboration with the ITP throughout the transition process.

#### Section 5. Evaluation and Eligibility Determination Procedures

##### A. Areas to Assess

The student shall be assessed in all areas related to the suspected disability, which includes areas such as functional, developmental, and academic skills needed to participate and progress in the general education curriculum. If needed, qualified personnel shall conduct an individual assessment of assistive technology needs, including a functional evaluation in the individual's customary environment. The evaluation of each student ~~with suspected to be a student with a~~ disability shall be full and individualized and sufficiently comprehensive to identify all of the student's suspected special education and related service needs whether or not commonly linked to the disability category in which the student may be classified. For youth with IEPs, no later than age sixteen (16), above, if secondary transition services are needed, appropriate transition assessments shall be conducted. Beginning with the IEP to be in effect when a student is sixteen (16) years old (or younger if determined appropriate by the IEP team), appropriate transition assessments shall be conducted.

Evaluation teams shall be especially mindful of cultural and linguistic differences during the evaluation and eligibility process. Caution is advised in the selection of informal or formal assessments that are nonbiased, administration of assessments, interpretation, and application of

outcomes in order to appropriately identify culturally or linguistically diverse students for special education services.

See Appendix 4 for more guidance on determining eligibility for culturally and linguistically diverse students.

### **B. Determination of Needed Initial or Reevaluation Data**

As part of an initial evaluation or reevaluation, the evaluation team ~~shall~~ will review existing evaluation data regarding the student including: ~~depending on the student's suspected disability and other relevant factors including:~~

1. assessments and information provided by the ~~parent and/or adult student~~ parent/adult student concerning the student;
2. current classroom-based assessments and observations, and/or data regarding the student's response to scientific research-based interventions;
3. observations by teachers and related service providers; and
4. results from statewide and district wide testing.

Based on that review, and input from the ~~parent and/or adult student~~ parent/adult student, the evaluation team will decide on a case-by-case basis what additional data, if any, are needed to determine:

1. whether the student meets eligibility criteria for special education;
2. the student's present levels of academic and functional performance, including academic achievement and related developmental needs of the student;
3. whether the student needs specially designed instruction ~~education and related services~~; or
4. whether any additions to the special education and related services are needed to enable the student to:
  - a. meet the measurable annual goals set out in the student's IEP; and
  - b. be involved in and progress in the general education curriculum (or participate, as appropriate, in the general education curriculum (for-preschool students, to participate in appropriate activities).

If the evaluation team determines additional assessments are not required for the purpose of determining whether the student meets eligibility criteria during an initial evaluation or a reevaluation, the district shall provide written notice to the ~~parent and/or adult student~~ parent/adult student of the decision and the reasons for that decision. The ~~parent and/or adult student~~ parent/adult student shall also be informed of his or her right to request assessments to determine eligibility and to determine the child's educational needs. The district will provide written notice if a parental request for additional assessment is denied.

### C. Assessment Procedures and Instruments

The district shall ensure the evaluation or reevaluation meets the following requirements:

1. The child shall be assessed in all areas related to the suspected disability, including, if appropriate, health, vision, hearing, social and emotional status, general intelligence, academic performance, communicative status, motor abilities, and transition needs.
2. Assessments and other materials shall be selected and administered so as not to be discriminatory on a racial or cultural basis.
3. Assessments and other materials shall be provided and administered in the student's native language, and in the form most likely to yield accurate information on what the student knows and can do academically, developmentally and functionally unless it is not feasible to provide or administer ~~do so~~. Attempts to provide a qualified examiner in the student's native language or mode of communication shall be documented.

In all direct contact with a student, the language normally used by the student in the home or learning environment shall be used. For an individual with deafness or blindness, or for an individual with no written language, the mode of communication is that which is normally used by the individual (e.g., sign language, Braille, or oral communication).

4. Materials used to assess a student with limited English proficiency shall be selected and administered to ensure that they measure the extent to which the student has a disability and needs special education, rather than solely measuring the student's English language skills. (See Appendix 4C for further information.)
5. A variety of assessment tools and strategies shall be used to gather relevant academic, ~~developmental~~ developmental and functional information about the student, including information provided by the ~~parent and/or adult student~~ parent/adult student and information related to enabling the student to be involved in and progress in the general education curriculum (or, for a preschooler, to participate in appropriate activities).



6. Assessments are used for the purposes for which the assessments or measures are valid and reliable.
7. Assessments shall be administered by trained and knowledgeable personnel in accordance with any instructions provided by the producer of the tests.
8. Assessments and other evaluation materials shall include those tailored to assess specific areas of educational need and not merely those that are designed to provide a single general intelligence quotient or standard score.
9. Assessments shall be selected and administered to ensure that if a test is administered to a student with impaired sensory, manual, or speaking skills, the test results accurately reflect the student's aptitude or achievement level or whatever other factors the test purports to measure, rather than reflecting the student's impaired sensory, manual, or speaking skills (unless those are the factors that the test purports to measure).
10. No single measure or assessment may be used as the sole criterion for determining whether a student is a student with a disability and for determining an appropriate educational program for the student.
11. The district shall use technically sound instruments that may assess the relative contribution of cognitive and behavioral factors in addition to physical or developmental factors.
12. The district shall provide and use assessment tools and strategies that produce relevant information that directly assists persons in determining the educational needs of the student.
13. All services and assessments shall be provided at no expense to the ~~parent and/or adult student~~ parent/adult student.
14. Assessments of children with disabilities who transfer from one public agency to another public agency in the same school year are coordinated with the child's prior and subsequent schools to ensure prompt completion of the full evaluation.
15. The evaluation shall be full and individualized and sufficiently comprehensive to identify all of the child's special education and related service needs, whether or not commonly linked to the disability category.

#### **D. Eligibility Determination**

1. Upon completion of the student's initial evaluation or reevaluation, the evaluation team will consider the findings and determine whether the student meets or continues

to meet eligibility criteria found in Section 7 of this chapter. The evaluation team will draw upon information from a variety of sources, ~~such as including aptitude and achievement~~ norm-referenced, standardized tests, parent and/or adult student parent/adult student input, teacher input, physical condition, social or cultural background, adaptive behavior, and functional assessments to interpret evaluation data and determine eligibility.

## 2. Special Rule for Eligibility Determination

A student cannot be identified as a student with a disability if the primary reason for such a decision is:

1.
  - a. lack of appropriate instruction in reading, including the essential components of reading instruction as defined by the Elementary and Secondary Education Act—phonemic awareness, phonics, vocabulary development, reading fluency, including oral reading skills and reading comprehension strategies,
  - b. lack of appropriate instruction in math, or
  - c. Limited English Proficiency.

### Related Services:

#### 3. Related Services

Related services means transportation and such developmental, corrective, and other supportive services as are required to assist a child with a disability to benefit from special education. An IEP team may determine that a student found eligible for special education has a need for a related service. However, if a student with a disability needs only a related service and not special education, then the student is not eligible for the related service, unless it is considered to be special education under State standards, as in the case of speech therapy and language therapy.

## **E. The Eligibility Report**

The evaluation team shall prepare an Eligibility Report and provide a copy of the report to the ~~parent and/or adult student~~ parent/adult student.

The Eligibility Report shall include:

1. names and positions of all evaluation team members;

2. information regarding the student's need for specially designed instruction (special education and related services);
3. confirmation and supporting data that the disability is not primarily due to lack of appropriate instruction in reading, including the essential components of reading — phonemic awareness, phonics, vocabulary development, reading fluency, including oral reading skills and reading comprehension strategies or math;
4. information about how the student's disability adversely affects his or her educational performance;
5. all data on the student as required in the State Eligibility Criteria for the area of suspected disability;
6. confirmation and supporting data that the student's learning difficulties ~~disability~~ are not primarily due to Limited English Proficiency;
7. the date of the eligibility determination;
8. the name and position of all those administering assessments-; and
9. in ~~in~~ the case of Specific Learning Disability eligibility determination, certification in writing that the report reflects each member's conclusions (agreement), and in the case of team member disagreement with the conclusions, a written statement shall be attached to the eligibility report presenting the dissenting team member's conclusions-

## Section 6. Reevaluation and Continuing Eligibility

### A. Reevaluation Requirements

The district shall ensure that an individual reevaluation of each student with a disability is conducted in accordance with all the required evaluation procedures outlined in this chapter.

A reevaluation:

1. shall occur at least once every three (3) years unless the ~~parent and/or adult student~~ parent/adult student and the district agree in writing that a three 3-year reevaluation is not necessary. However, an updated Eligibility Report, documenting all eligibility criteria, shall be completed by the reevaluation due date to establish and document continuing eligibility;

2. a reevaluation is not required more than once per year unless the ~~parent and/or adult student~~ parent/adult student and the district agree otherwise. If the parent makes a request within the year and the district does not agree, the district shall send written notice of refusal.

The district shall ensure a reevaluation is conducted more frequently than every three (3) years if:

1. it is determined that the education or related service needs, including academic achievement and functional performance, of the student warrants a reevaluation; or
2. if the ~~parent and/or adult student~~ parent/adult student or the student's teacher requests a reevaluation.

### **B. Reevaluation Prior to Discontinuation**

1. The district shall evaluate a student with a disability before the team determines ~~determining~~ that the student is no longer eligible for special education.
2. Reevaluation is not required in the following two circumstances:
  - a. before the termination of a child's eligibility due to graduation, if the student meets comparable academic requirements that are equally as rigorous as those required of nondisabled students and receives a regular diploma;
  - b. the student has reached the end of the semester in which he or she turns 21 years of age.

Note: Although a reevaluation is not required in these two cases, the district shall provide the student with a summary of his or her academic achievement and functional performance, including recommendations on how to assist the student in meeting his or her post school goals.

### **C. Informing the Parent ~~and/or~~ Adult Student**

Approximately one month before the reevaluation is due, contact shall be made with the ~~parent and/or adult student~~ parent/adult student informing him or her that:

1. the reevaluation will be scheduled within the month, unless the district and ~~parent and/or adult student~~ parent/adult student agree it is unnecessary; and
2. input will be sought from the ~~parent and/or adult student~~ parent/adult student; ~~and~~.
3. ~~the reevaluation process may be accomplished without a meeting, although the parent and/or adult student has the option of requesting a meeting.~~

Note: The IDEA allows the process of reviewing existing data and determining what, if any, additional, assessments are required without a meeting.

#### **D. Nature and Extent of Reevaluation**

Before any reassessment of the student, the evaluation team will determine the nature and extent of the student's needs by reviewing existing data. See Section 5 of this chapter for more information regarding the determination of needed data.

##### 1. No Additional Information Needed

- a. If the evaluation team decides that no additional assessments are needed to determine whether the student continues to be eligible for special education services ~~be a student with a disability~~, the district shall provide written notice to the ~~parent and/or adult student~~ parent/adult student of his or her right to request further assessment. ~~to determine whether the student continues to have a disability for the purpose of services under the IDEA 2004.~~
- b. If the ~~parent and/or adult student~~ parent/adult student requests an additional assessment to determine whether the student continues ~~to have a disability~~ meet criteria for special education services under the IDEA 2004, then the district shall conduct the assessment.
- c. If the ~~parent and/or adult student~~ parent/adult student requests an additional assessment for reasons other than eligibility, such as admission to college, then the district shall consider the request and provide written notice of its decision.

##### 2. Additional Assessments Needed

Based on recommendations from the evaluation team, the district will seek consent to administer the needed assessments and provide the ~~parent and/or adult student~~ parent/adult student with written notice ~~information~~ regarding proposed assessments. If the ~~parent and/or adult student~~ parent/adult student fails to respond after the district has taken reasonable measures to obtain consent for assessments as part of a reevaluation, the district may proceed with the assessments. The district shall maintain documentation of its measures to seek consent. See section 3B of this chapter for a definition of reasonable measures.

If the ~~parent and/or adult student~~ parent/adult student denies consent to reassess, the student cannot be assessed. However, the district may request SDE mediation or a due process hearing. If the mediation results in consent to assess, or if a hearing officer's decision indicates the assessment is appropriate and there is no appeal, then

the student may be assessed. All reevaluation procedures shall be provided at no cost to the ~~parent and/or adult student~~ parent/adult student.

### E. Eligibility Report for Reevaluations

The evaluation team will consider evaluation findings and determine whether the student continues to ~~have a disability~~ meet criteria for special education services.

*~~This space intentionally left blank.~~*

The evaluation team is required to prepare an Eligibility Report detailing how review of existing data demonstrates that the student continues to meet eligibility requirements even if no new assessments were conducted. The report shall address each required eligibility component and include results of previous assessments if they are being used to determine eligibility. Refer to Section 5 of this chapter for *I* requirements.

### Section 7. State Eligibility Criteria

The district will use the eligibility criteria and assessment procedures set forth by the SDE for placement in special education. This section contains a definition and the eligibility criteria for each specific disability that shall be used to determine whether an individual qualifies as a student with a disability in need of special education.

All disabilities except Specific Learning Disability (SLD) and Developmental Delay (DD) are applicable for students three (3) through twenty-one (21) years of age. For Specific Learning Disability, students must be legal kindergarten age through twenty-one (21) years. Only students ages three (3) through nine (9) can be identified in the Developmental Delay (DD) category. Use of the DD category is optional for the district. If the district elects to use the DD category, it applies only to students from age will use the three (3) through 9 up until their tenth (10<sup>th</sup>) birthday age range, and in addition to the criteria outlined in this chapter.

#### A. Three-Prong Test of Eligibility

To demonstrate eligibility for special education services all three of the following criteria shall be met and documented. This is often called the three-prong test for eligibility.

The Eligibility Report shall document each of the following three criteria:

1. ~~the eligibility requirements established by the state for a specific disability are met~~ the student has a disability according to the established Idaho criteria;
2. ~~the disability must have an adverse impact on the student's education, and the student's condition adversely affects academic educational performance; and~~

- ~~3. the student must need special education in order to benefit from his or her education the student needs special education, that is, specially designed instruction and related services;~~

Meets State Eligibility Requirements: The state eligibility requirements for specific disabilities are listed in this chapter.

Experiences Adverse Effect on Educational Performance: ~~The term “adverse effect on educational performance” is broad in scope. An adverse effect is a harmful or unfavorable influence. Educational performance includes both academic areas (reading, math, communication, etc.) and nonacademic areas (daily life activities, mobility, pre-vocational and vocational skills, social adaptation, self-help skills, etc.). Consideration of all facets of the student’s condition that adversely affect educational performance involves determining any harmful or unfavorable influences that the disability has on the student’s academic or daily life activities.~~

Adverse Impact: A determination made by the evaluation team that the student’s progress is impeded by the disability to the extent that the student’s educational performance measures significantly and consistently below the level of similar age peers preventing the student from benefiting from general education. Educational performance refers the student’s performance in academic achievement, developmental and or functional skills. The phrases “adverse impact” and “adverse effect” are used interchangeably in this Manual and have the same meaning.

Needs Special Education-Specially Designed Instruction: Special education is specially designed instruction, provided at no cost to the parents, to meet the unique needs of a student with a disability. Specially designed instruction means adapted, as appropriate to meet the needs of an eligible student, the content, methodology, or delivery of instruction to address the unique needs of the student that result from the student’s disability and to ensure access of the child to the general curriculum so that he or she can meet Idaho Content Standards that apply to all students.

## **B. Disability Categories**

### **1. Autism Spectrum Disorder**

**Definition:** An Autism Spectrum Disorder is a developmental disability, generally evident before age 3 in the early developmental period, significantly affecting verbal and or nonverbal communication and social interaction, and adversely affecting educational performance. A student who manifests the characteristics of autism after age 3 could be diagnosed as having autism.

1.

STATE DEPARTMENT OF EDUCATION  
NOVEMBER 30, 2015

2. a. Persistent deficits in social communication and social interaction across multiple contexts, currently or by history:
3. b. Symptoms must be present in the early developmental period, but may not become fully manifest until social demands exceed limited capacities, or may be masked by learned strategies in later life.
4. c. Other characteristics often associated with autism include, but are not limited to, engagement in repetitive activities and stereotyped movements, resistance to environmental change or change in daily routines, and ~~unusual responses~~ hyper- or hypo-reactivity to sensory experiences input.
- d. Characteristics vary from mild to severe as well as in the number of symptoms present and are not primarily the result of intellectual disability, developmental delay, or an emotional disturbance. ~~Diagnoses may include, but are not limited to, the following autism spectrum disorders: Childhood Disintegrative Disorder, Autistic Disorder, Asperger's Syndrome, or Pervasive Developmental Disorder: Not Otherwise Specified (PDD:NOS).~~

**State Eligibility Criteria for Autism:** An evaluation team will determine that a student is eligible for special education services as a student with autism when all of the following criteria are met:

1. a. An evaluation that meets the procedures outlined in Section 5 of this chapter has been conducted;
2. b. The student has a developmental disability, generally evident ~~before age 3~~ in the early developmental period that significantly affects social communication and social interaction; ~~communication and social interaction~~;
3. c. The student ~~is diagnosed as having a disorder in the~~ must meet the disability definition (above) of an autism spectrum disorder as determined by an evaluation team to include a school psychologist and a speech-language pathologist; or ~~diagnosed in a clinical setting by a psychiatrist, a physician, or a licensed psychologist;~~ A team must consider a private evaluation or diagnosis provided by a parent from a psychiatrist, a physician or a licensed psychologist as meeting the definition of autism spectrum disorder.
4. d. The student's condition adversely affects educational performance;
5. e. The student needs specially ~~education~~ designed instruction.

See Appendix 4A for additional information on determining eligibility for Autism Spectrum Disorders.



**B. ~~Cognitive Impairment~~**

**2. Intellectual Disability**

**Definition:** ~~Cognitive impairment~~ Intellectual Disability is defined as significantly sub-average intellectual functioning that exists concurrently with deficits in adaptive behavior. These deficits are manifested during the student's developmental period, and adversely affect the student's educational performance.

**State Eligibility Criteria for ~~Cognitive Impairment~~ Intellectual Disability:** An evaluation team will determine that a student is eligible for special education services as a student with an intellectual disability ~~cognitive impairment~~ when all of the following criteria are met:

1. a. An evaluation that meets the procedures outlined in Section 5 of this chapter has been conducted.
2. b. The student has a full-scale intelligence standard score (IQ) at or below 70, plus or minus the standard error of measurement (at the 95 percent confidence level) of the test being used, ~~This determination is made based on an assessment by a qualified licensed psychologist or certified school psychologist~~ using an individually administered intelligence test.
3. c. The student exhibits concurrent deficits in adaptive functioning unexpected for his or her age in at least two of the following areas: communication, self-care, home living, social/interpersonal skills, use of community resources, self-direction, functional academic skills, work, leisure, health, or safety.
4. d. The student's condition adversely affects educational performance.
5. e. The student needs specially designed instruction ~~special education~~.

Caution is advised when assessing students with cultural and language issues to prevent inappropriate identification of these students as having a ~~cognitive impairment~~ intellectual disability. When determining eligibility, tests measuring intellectual ability shall be used with care; that is, only those tests designed and normed for the population being tested may be used. Tests measuring intellectual ability that are translated into another language by the examiner or an interpreter yield invalid test results and shall not be used. ~~Evaluation teams shall consider using nonverbal tests of intellectual ability when the student is culturally or linguistically diverse.~~

**C.**

**3. Deaf-Blindness**

**Definition:** A student with deaf-blindness demonstrates both hearing and visual impairments, the combination of which causes such severe communication and other developmental and educational needs that the student cannot be appropriately educated with special education services designed solely for students with deafness or blindness.

**State Eligibility Criteria for Deaf-Blindness:** An evaluation team will determine that a student is eligible for special education services as a student with deaf-blindness when all of the following criteria are met:

1. a. An evaluation that meets the procedures outlined in Section 5 of this chapter has been conducted.
2. b. The student exhibits simultaneous hearing and visual impairments, the combination of which causes such severe communication and other developmental and educational needs that the student cannot be accommodated with special education services designed solely for students with deafness or blindness.
3. c. The student is diagnosed by an optometrist or ophthalmologist for vision loss and by an otologist, audiologist, or physician for hearing loss to make a final diagnosis as deaf-blindness.
4. d. The student's condition adversely affects educational performance.
5. e. The student needs specially designed instruction ~~education~~.

~~D.~~

#### 4. Deafness

**Definition:** Deafness is a type of hearing impairment loss that adversely affects educational performance and is so severe that with or without amplification the student is limited in processing linguistic information through hearing.

**State Eligibility Criteria for Deafness:** An evaluation team will determine that a student is eligible for special education services as a student who is deaf when all of the following criteria are met:

1. a. An evaluation that meets the procedures outlined in Section 5 of this chapter has been conducted.
2. b. The student exhibits a severe hearing impairment loss that hinders his or her ability to process linguistic information through hearing, with or without amplification.

- 3.
- c. The student has been diagnosed by an ~~otologist~~, audiologist, ~~or physician~~ as deaf.
- 4.
- d. The student's condition adversely affects educational performance.
- 5.
- e. The student needs specially designed instruction ~~education~~.

~~E.~~

### 5. Developmental Delay

**Definition:** The term developmental delay may be used only for students ages three (3) through 9 ~~until their tenth (10<sup>th</sup>) birthday~~ who are experiencing developmental delays as measured by appropriate diagnostic instruments and procedures in one or more of the following areas:

- 1.
- a. cognitive development – includes skills involving perceptual discrimination, memory, reasoning, academic skills, and conceptual development;
- 2.
- b. physical development – includes skills involving coordination of both the large and small muscles of the body (i.e., gross, fine, and perceptual motor skills);
- 3.
- c. communication development – includes skills involving expressive and receptive communication abilities, both verbal and nonverbal;
- 4.
- d. social or emotional development – includes skills involving meaningful social interactions with adults and other children including self-expression and coping skills; or
- 5.
- e. adaptive development – includes daily living skills (e.g., eating, dressing, and toileting) as well as skills involving attention and personal responsibility.

The category of developmental delay should not be used when the student clearly meets the eligibility criteria for another specific disability category.

A student cannot qualify for special education services under developmental delay beyond his or her tenth (10<sup>th</sup>) birthday unless he or she has been determined to be eligible as having a disability other than developmental delay.

**State Eligibility Criteria for Developmental Delay:** An evaluation team may determine that a student is eligible for special education services as a student with a developmental delay when all of the following criteria are met:

1.

- 2. a. An evaluation that meets the procedures outlined in Section 5 of this chapter has been conducted.
- 3. b. The student is at least three (3) years of age but less than ten (10) years of age.
- 4. c. The student has developmental and/or learning problems that are not primarily the result of limited English proficiency, cultural difference, environmental disadvantage, or economic disadvantage.
- d. The student meets either of the following two criteria, in one or more of the broad developmental areas listed below.

Criteria:

- a. 1) The student functions at least 2.0 standard deviations below the mean in one broad developmental area (30 percent delay in age equivalency, or functions at or below the 3rd percentile).
- b. 2) The student functions at least 1.5 standard deviations below the mean in two or more broad developmental areas (25 percent delay in age equivalency, or functions at or below the 7th percentile).

Broad Developmental Areas:

- a. 1) cognitive skills (e.g., perceptual discrimination, memory, reasoning, pre-academic, and conceptual development);
- b. 2) physical skills (i.e., fine, gross, and perceptual motor skills);
- e. 3) communication skills (i.e., including verbal and nonverbal, and receptive and expressive);
- d. 4) social or emotional skills; or
- e. 5) adaptive skills, including self-help skills.
- 5. e. The student's condition adversely affects educational performance.
- 6. f. The student needs specially designed instruction. ~~education~~.

F.

**6. Emotional Disturbance**

**Definition:** A student with an emotional disturbance ~~has a condition exhibiting~~ exhibits one or more of the following characteristics over a long period of time, and to a marked degree, that adversely affects his or her educational performance:

1.
  - a. an inability to learn that ~~cannot be explained by~~ is not primarily the result of intellectual disability; hearing, vision, or motor impairment, sensory, or other health factors impairment;
  2.
    - b. an inability to build or maintain satisfactory interpersonal relationships with peers and teachers;
    3.
      - c. inappropriate types of behavior or feelings under normal circumstances;
      4.
        - d. a general pervasive mood of unhappiness or depression; or
        5.
          - e. a tendency to develop physical symptoms or fears associated with personal or school problems.
          6.
            - f. Schizophrenia

The term *does not* include students who are socially maladjusted unless it is determined they have an emotional disturbance. ~~The term emotional disturbance does include students who are diagnosed with schizophrenia.~~

**State Eligibility Criteria for Emotional Disturbance:** An evaluation team will determine that a student is eligible for special education services as a student with emotional disturbance when all of the following criteria are met:

1.
  - a. An evaluation that meets the procedures outlined in Section 5 of this chapter has been conducted.
  2.
    - b. The student has been documented ~~as having an emotional condition exhibiting~~ characteristics consistent with the criteria (a-f in this section) ~~in this chapter~~ by one or more of the following: school psychologist, licensed psychologist, psychiatrist, physician, or certified social worker.
    3.
      - c. The student has been observed exhibiting one or more of the ~~five~~ six (6) behavioral or emotional characteristics listed in the definition of emotional behavioral disability ~~disturbance~~.
      4.
        - d. The characteristic(s) has been observed:
          - a.
            - 1) for a long period of time (at least 6 months); and
            - b.

- e.
  - 2) by more than one knowledgeable observer; and
  - 3) in more than one setting; and
  - 4) at a level of frequency, duration, and/or intensity that is significantly different from other students' behavior in the same or similar circumstances.
- f. The student's condition adversely affects educational performance in the area of academics, peer and teacher interaction, participation in class activities, and/or classroom conduct.
- g. The student needs ~~special education~~ specially designed instruction.

See Appendix 4A for additional information on determining eligibility for Emotional Disturbance.

G.

### 7. Other Health Impairment (OHI)

**Definition:** A student classified as having a Other Health Impairment ~~health impairment~~ exhibits limited strength, vitality, or alertness, including heightened alertness to environmental stimuli that results in limited alertness with respect to the educational environment that is due to chronic or acute health problems. These health problems may include, but are not limited to, asthma, attention deficit disorder (ADD), attention deficit hyperactivity disorder (ADHD), cancer, diabetes, epilepsy, Fetal Alcohol Syndrome, a heart condition, hemophilia, lead poisoning, leukemia, nephritis, rheumatic fever, sickle cell anemia, Tourette syndrome, and stroke to such a degree that it adversely affects the student's educational performance.

A student with ADD/ADHD may also be eligible under another category (generally specific learning disability or emotional disturbance) if he or she meets the criteria for that other category and needs special education and related services. All students with a diagnosis of ADD/ADHD are not necessarily eligible to receive special education under the IDEA 2004, just as all students who have one of the other conditions listed under other health impairment are not necessarily eligible, unless it is determined to adversely affect educational performance and require specially designed instruction ~~special education~~.

**State Eligibility Criteria for Other Health Impairment:** An evaluation team will determine that a student is eligible for special education services as a student with a an Other Health Impairment when all of the following criteria are met:

- 1.
  - a. An evaluation that meets the procedures outlined in Section 5 of this chapter has been conducted.

- 2.
- b. The student exhibits limited strength, vitality, or alertness, including heightened alertness to environmental stimuli that results in limited alertness with respect to the educational environment that is due to chronic or acute health problems.
- 3.
- c. The student has been diagnosed by a physician with a condition consistent with as having a-an Other Health impairment Impairment described above. In the case of ADD/ADHD, an educational determination may be provided by a school psychologist. Diagnosis from or a licensed psychologist or other diagnostician must be considered by the evaluation team.
- 4.
- d. The student's condition adversely affects educational performance.
- 5.
- e. The student needs specially designed instruction. ~~education~~.

**H.**

**8. Hearing Impairment**

**Definition:** The IDEA disability category of A hearing impairment is describes a permanent or fluctuating hearing loss that adversely affects a student's educational performance but is not included under the category of deafness.

**State Eligibility Criteria for Hearing Impairment:** An evaluation team will determine that a student is eligible for special education services as a student with a hearing impairment when all of the following criteria are met:

- 1.
- a. An evaluation that meets the procedures outlined in Section 5 of this chapter has been conducted.
- 2.
- b. The student does not qualify as deaf.
- 3.
- c. The student is diagnosed by an otologist, audiologist or physician as having a substantial hearing loss impairment.
- 4.
- d. The student's condition adversely affects educational performance.
- 5.
- e. The student needs specially designed instruction ~~education~~.

**I.**

**9. Specific Learning Disability**

**I.—Federal IDEA 2004**

**Definition:** Specific Learning Disability (SLD) means a disorder in one or more of the basic psychological processes involved in understanding or in using language, spoken or written, that may manifest itself in the imperfect ability to listen, think, speak, read, write,

spell, or to do mathematical calculations, including conditions such as perceptual disabilities, brain injury, minimal brain dysfunction, dyslexia, and developmental aphasia.

Specific Learning Disability does not include learning problems that are primarily the result of visual, hearing, or motor disabilities, of ~~cognitive impairment~~ intellectual disability, of emotional disturbance, or of environmental, cultural, or economic disadvantage.

Only a school-aged child ~~children within the age range of legal Kindergarten to age twenty-one (21) years~~ may be identified as a student with a specific learning disability.

**H. —**

**State Eligibility Criteria for Specific Learning Disability:** In determining whether a child has an SLD, the child must meet at a minimum, the following criteria:

- a. The student does not make sufficient progress in response to effective, evidence-based instruction and intervention for the child's age or to meet state-approved grade-level standards when provided with learning experiences and instruction appropriate for the child's age or State approved grade level standards in one or more of the following areas:

- 1) Oral expression;
- 2) Listening comprehension;
- 3) Written expression;
- 4) Basic reading skills;
- 5) Reading comprehension;
- 6) Reading fluency
- 7) Mathematics calculation; or
- 8) Mathematics problem solving.

AND

- b. The student demonstrates low achievement in the area(s) of suspected disability listed above as evidenced by a norm-referenced, standardized achievement assessment. For culturally and linguistically diverse students, the preponderance of evidence must indicate low achievement.

AND

- c. The student demonstrates a pattern of strengths and weaknesses in psychological processing skills that impact learning.

AND

- d. The student's lack of achievement is ***not*** primarily the result of:



- 1) A visual, hearing, or motor impairment;
- 2) Intellectual disability ~~Cognitive impairment~~
- 3) Emotional disturbance
- 4) Environmental, cultural or economic disadvantage
- 5) Limited English Proficiency
- 6) A lack of appropriate instruction in reading, including the essential components of reading;
- 7) A lack of appropriate instruction in math.

AND

- e. The disability adversely impacts the student's educational performance and the student requires specially designed instruction.

**Evaluation Procedures:**

In order to demonstrate the initial eligibility criteria under this category, the following procedures must be followed.

- 1) The evaluation for determining SLD eligibility and requirements for parent notification and involvement shall be conducted in accordance with the procedures detailed in ~~Section 3~~, Chapter 4, Section 3, of ~~the this Idaho Special Education Manual Manual~~.
- 2) The evaluation must address the eligibility criteria as listed in the Section 2: LD/SLD Eligibility Criteria (see above). To meet these criteria, the following information is required:
  - i. Evidence of insufficient progress in response to effective, evidence-based instruction and intervention indicates the student's performance level and rate of improvement are significantly below that of grade-level peers. This is documented/demonstrated with the following data:
    - a) Data that helps establish that the core curriculum is effective for most students. The most recent whole grade performance data to verify appropriate instruction in the area(s) of concern may include results from the standards-based assessment system. If the referred student belongs to a population of students whose performance is regularly disaggregated, whole grade data for the disaggregated group should also be reviewed and considered.

- b) Information documenting that prior to, or as part of, the referral process, the student was provided appropriate instruction in general education settings. Appropriate instruction includes consideration of both child specific information and whole grade performance data. Child specific data regarding appropriate instruction may include: (1) verification that core (universal) instruction was provided regularly; (2) data indicating that the student attended school regularly to receive instruction; (3) verification that core instruction was delivered according to its design and methodology by qualified personnel; and (4) verification that differentiated instruction in the core curriculum was provided.
- c) Data-based documentation of student progress during instruction and intervention using standardized, norm-referenced progress monitoring measures in the area of disability.
- d) A record of an observation of the student's academic performance and behavior in the child's learning environment (including the general classroom setting) has been conducted by an evaluation team member other than the student's general education teacher. The purpose of the observation is to document how the areas of concern impact the student's performance in the classroom. The observation should also document the name and title of the observer and the site, date, and duration of the observation. The team must decide to:
  - 1. Use information from an observation in routine classroom instruction and monitoring of the child's performance that was conducted before the child was referred for an evaluation; or;
  - 2. Have at least one member of the team conduct an observation of the child's academic performance in the educational environment after the child has been referred for an evaluation, and parental consent has been obtained.

AND

- ii. Evidence of low achievement in one or more of the suspected

area(s). These include:

- a) Oral expression;
- b) Listening comprehension;
- c) Written expression;
- d) Basic reading skills;
- e) Reading comprehension;
- f) Reading fluency
- g) Mathematics calculation; or
- h) Mathematics problem solving

This evidence must indicate performance that is significantly below the mean on a cluster, composite, or 2 or more subtest scores of a norm-referenced, standardized, achievement assessment in the specific academic area(s) of suspected disability. There are cases when the use of norm-referenced assessment is not appropriate, for example, students who are culturally and linguistically diverse. Refer to guidance documents regarding procedures on evaluating students who are culturally and linguistically diverse and the use of preponderance of evidence.

AND

- iii. Evidence of a pattern of strengths and weaknesses in psychological processing skills that impact learning.

An assessment of psychological processing skills is linked to the failure to achieve adequately in the academic area(s) of suspected disability and must rely on standardized assessments. These assessments must be conducted by a professional who is qualified to administer and interpret the assessment results. The student's performance on a psychological processing assessment demonstrates a pattern of strengths and weaknesses that help explain why and how the student's learning difficulties occur. Such tests may include measures of memory, phonological skills, processing speed as well as other measures which explicitly test psychological processing.

AND

- iv. The following criteria must be considered when evaluating the student's low achievement. The team must determine that the student's learning difficulty is ***not*** primarily the result of:

- a) a visual, hearing, or motor impairment
- b) an intellectual disability ~~Cognitive impairment~~
- c) an emotional disturbance
- d) environmental or economic disadvantage
- e) cultural factors
- f) Limited English Proficiency (LEP)

~~*This space intentionally left blank.*~~

## **10. Multiple Disabilities**

**Definition:** Multiple disabilities are two or more co-existing severe impairments, one of which usually includes an intellectual disability ~~cognitive impairment~~, such as ~~cognitive impairment~~ intellectual disability/blindness, ~~cognitive impairment~~ intellectual disability /orthopedic, etc. Students with multiple disabilities exhibit impairments that are likely to be life long, significantly interfere with independent functioning, and may necessitate environmental modifications to enable the student to participate in school and society. The term does not include deaf-blindness.

**State Eligibility Criteria for Multiple Disabilities:** An evaluation team will determine that a student is eligible for special education services as a student with multiple disabilities when all of the following criteria are met:

- ~~1.~~
  - a. An evaluation that meets the procedures outlined in Section 5 of this chapter has been conducted.
- ~~2.~~
  - b. The student meets eligibility criteria for severe concomitant impairments, the combination of which causes such significant educational problems that the student cannot be accommodated by special education services designed solely for one of the disabilities.
- ~~3.~~
  - c. The student meets State Eligibility Criteria as outlined for each disability category.
- ~~4.~~
  - d. The student's condition adversely affects educational performance.
- ~~5.~~
  - e. The student needs specially designed education-instruction.

~~K.~~

## **11. Orthopedic Impairment**

**Definition:** Orthopedic impairment means a severe physical limitation that adversely affects a student's educational performance. The term includes impairments caused by congenital anomaly (clubfoot, or absence of an appendage), an impairment caused by

disease (poliomyelitis, bone tuberculosis, etc.), or an impairment from other causes (cerebral palsy, amputations, and fractures or burns that cause contracture).

**State Eligibility Criteria for Orthopedic Impairment:** An evaluation team will determine that a student is eligible for special education services as a student with an orthopedic impairment when all of the following criteria are met:

1. a. An evaluation that meets the procedures outlined in Section 5 of this chapter has been conducted.
2. b. The student exhibits a severe orthopedic impairment. The term includes congenital anomalies, impairments caused by disease, and impairments from other causes that are so severe as to require special education services.
3. c. The student has documentation of the condition by a physician or other qualified professional.
4. d. The student's condition adversely affects educational performance.
5. e. The student needs specially designed education-instruction.

1.

## **12. Speech or Language Impairment: Language**

**Definition:** A language impairment exists when there is a disorder or delay in the development of comprehension and/or the uses of spoken or written language and/or other symbol systems. The impairment may involve any one or a combination of the following:

1. a. the form of language (morphological and syntactic systems);
2. b. the content of language (semantic systems); and/or
3. c. the function of language in communication (pragmatic systems).

A language disorder does not exist when language differences are due to non-standard English or regional dialect or when the evaluator cannot rule out environmental, cultural, or economic disadvantage as primary factors causing the impairment.

**State Eligibility Criteria for Language Impairment:** An evaluation team will determine that a student is eligible for special education and related services as a student who has a language impairment when all of the following criteria are met:

1. a. An evaluation that meets the procedures outlined in Section 5 of this chapter has been conducted.

2.
  - b. At least two procedures, at least one of which yields a standard score, are used to assess receptive language and/or expressive language.
3.
  - c. The student has attained scores on a standardized measure that are 1.5 standard deviations or more below the mean, or at or below the 7<sup>th</sup> percentile, in either receptive or expressive language.
4.
  - d. The student's disability adversely affects educational performance.
5.
  - e. The student needs specially designed instruction ~~education~~. (Speech/language therapy can be specially designed instruction ~~education~~ or a related service).

Caution is advised when evaluating a student whose native language is other than English. The acquisition of the English language is not to be mistaken as a language impairment.

**M.**

**13. Speech or Language Impairment: Speech**

The term speech impairment includes articulation/phonology disorders, voice disorders, or fluency disorders that adversely impact a child's educational performance. The following eligibility criteria and minimum assessment procedures have been established for all three types of speech impairments.

**1.**

**a. Articulation/Phonology Disorder**

**Definition:** Articulation is the ability to speak distinctly and connectedly. Articulation disorders are incorrect productions of speech sounds including omissions, distortions, substitutions, and/or additions that may interfere with intelligibility. Phonology is the process used in our language that has common elements (sound patterns) that affect different sounds. Phonology disorders are errors involving phonemes, sound patterns, and the rules governing their combinations.

**a.**

**1) An articulation/phonology disorder exists when:**

**(1)**

**i. the disorder is exhibited by omissions, distortions, substitutions, or additions;**

**(2)**

**ii. the articulation interferes with communication and calls attention to itself; and**

STATE DEPARTMENT OF EDUCATION  
NOVEMBER 30, 2015

- (3) iii. the disorder adversely affects educational or developmental performance.
- b.
- (1) 2) An articulation/phonology disorder does not exist when:
- (2) i. errors are temporary in nature or are due to temporary conditions such as dental changes;
- (3) ii. differences are due to culture, bilingualism or dialect, or from being non-English speaking; or
- iii. there are delays in developing the ability to articulate only the most difficult blends of sound or consonants within the broad range for the student's age.

**State Eligibility Criteria for Articulation/Phonology Disorder:** An evaluation team will determine that a student is eligible for special education and related services as a student who has an articulation/phonology disorder (speech impairment) when all of the following criteria are met:

- a.
  - 1) An evaluation that meets the procedures outlined in Section 5 of this chapter has been conducted.
  - b.
  - 2) At least two procedures are used to assess the student, one of which yields a standard score.
  - c.
  - 3) The student must have a score that is at least 1.5 standard deviations below the mean, or at or below the 7th percentile, on a standardized articulation/phonological assessment, or the speech impairment is judged as moderate on the standardized measure for students ages three (3) through twenty-one (21) years.
  - d.
  - 4) The student's disability adversely affects educational performance.
  - e.
  - 5) The student needs specially designed instruction ~~education~~. (Speech/language therapy can be specially designed instruction ~~special education~~ or a related service.)
- 2.

**b. Fluency Disorder**

**Definition:** A fluency disorder consists of stoppages in the flow of speech that is abnormally frequent and/or abnormally long. The stoppages usually take the form of repetitions of sounds, syllables, or single syllable words; prolongations of sounds; or blockages of airflow and/or voicing in speech.

a.

1) A fluency disorder exists when an abnormal rate of speaking, speech, interruptions, repetitions, prolongations, blockages of airflow and/or voicing interferes with effective communication.

b.

2) A fluency disorder does not exist when developmental dysfluencies are part of normal speech development and do not interfere with educational or developmental performance.

**State Eligibility Criteria for Fluency Disorder:** An evaluation team will determine that an individual is eligible for special education and related services as a student who has a fluency disorder (speech impairment) when all of the following criteria are met:

a.

1) An evaluation that meets the procedures outlined in Section 5 of this chapter has been conducted.

b.

2) The student has a fluency rating of moderate or severe on the Fluency Communication Rating Scale for student's age 3 through 21 years. See the documents section of this chapter for the Fluency Communication Rating Scale.

c.

3) The student's disability adversely affects educational performance.

d.

4) The student needs specially designed instruction ~~education~~. (Speech/language therapy can be a primary ~~special education~~ or a related service.)

3.

**c. Voice Disorder**

**Definition:** Voice disorders are the absence or abnormal production of voice quality, pitch, intensity, or resonance. Voice disorders may be the result of a functional or an organic condition.

A student who has a suspected laryngeal-based voice disorder and has not been evaluated by an ear, nose, and throat (ENT) physician (~~ENT~~) (otorhinolaryngologist/otolaryngologist) may not receive voice therapy services from a speech-language pathologist.

a.



- 1) A voice disorder exists when the vocal characteristics of quality, pitch, intensity, or resonance:
  - 1) i. interfere with communication;
  - 2) ii. draw unfavorable attention to the speaker;
  - 3) iii. adversely affect the speaker or listener; or
  - 4) iv. are inappropriate to the age and gender of the speaker.
- 2) A voice disorder does not exist when the vocal characteristics of quality, pitch, intensity, or resonance:
  - 1) i. are the result of temporary physical factors such as allergies, colds, or abnormal tonsils or adenoids;
  - 2) ii. are the result of regional dialectic or cultural differences or economic disadvantage; or
  - 3) iii. do not interfere with educational or developmental performance.

**State Eligibility Criteria for Voice Disorder:** An evaluation team will determine that a student is eligible for special education and related services as a student who has a voice disorder (speech impairment) when all of the following criteria are met:

- a. 1) An evaluation that meets the procedures outlined in Section 5 of this chapter has been conducted.
- b. 2) The student has a voice production rating of moderate or severe on the Voice Rating Scale for students aged 3 through 21 years. See the documents section of this chapter for the Voice Rating Scale.
- c. 3) An ear, nose, and throat (ENT) physician's (otorhinolaryngologist) statement documents that voice therapy is not contraindicated.
- d. 4) The student's disability adversely affects educational performance.
- e. 5) The student needs specially designed instruction education. (Speech/language therapy can be a primary special education or a related service.)

See the documents section of this chapter for information on documenting adverse effects on educational performance for students with speech/language disorders.

NOTE: A student may receive speech or language services if he or she under is eligible for special education and needs speech or language services as a related service in order to benefit from special education without meeting the eligibility criteria for speech and language impairment.

N.

#### **14. Traumatic Brain Injury**

**Definition:** Traumatic brain injury refers to an acquired injury to the brain caused by an external physical force resulting in a total or partial functional disability or psychosocial impairment, or both, that adversely affects educational performance. The term applies to open or closed head injuries resulting in impairments in one or more areas such as cognition, language, memory, attention, reasoning, abstract thinking, judgment, problem solving, sensory, perceptual and motor abilities, psychosocial behavior, physical functions, information processing, and speech. The term does not apply to congenital or degenerative brain injuries or to brain injuries induced by birth trauma.

**State Eligibility Criteria for Traumatic Brain Injury:** An evaluation team will determine that a student is eligible for special education services as a student who has a traumatic brain injury when all of the following criteria are met:

1.

a. An evaluation that meets the procedures outlined in Section 5 of this chapter has been conducted.

2.

b. The student has an acquired injury to the brain caused by an external physical force resulting in a total or partial functional disability or psychosocial impairment, or both.

3.

c. The student has documentation of ~~diagnosis by a licensed physician as having~~ a traumatic brain injury.

4.

d. The student's condition adversely affects educational performance.

5.

e. The student needs specially designed instruction. ~~education.~~

O.

#### **15. Visual Impairment Including Blindness**

**Definition:** Visual impairment refers to an impairment in vision that, even with correction, adversely affects a student's educational performance. The term includes both partial sight and blindness. Partial sight refers to the ability to use vision as one channel of learning if educational materials are adapted. Blindness refers to the prohibition of vision as a channel of learning, regardless of the adaptation of materials.

**State Eligibility Criteria for Visual Impairment:** An evaluation team will determine that a student is eligible for special education services as a student with a visual impairment when all of the following criteria are met:

1.
  - a. An evaluation that meets the procedures outlined in Section 5 of this chapter has been conducted.
2.
  - b. The student has documentation of a visual impairment, not primarily perceptual in nature, resulting in measured acuity of 20/70 or poorer in the better eye with correction, or a visual field restriction of 20 degrees as determined by an optometrist or ophthalmologist.
3.
  - c. The student's physical eye condition, even with correction, adversely affects educational performance.
4.
  - d. The student needs specialty designed instruction ~~education~~.

THIS PAGE LEFT INTENTIONALLY BLANK

**Documents**  
**Documents**  
**Documents**  
**Documents**  
**Documents**  
**Documents**  
**Documents**  
**Documents**  
**Documents**  
**Documents**  
**Documents**  
**Documents**  
**Documents**  
**Documents**  
**Documents**

~~REGRESSED INTELLIGENCE QUOTIENT SCORES~~

**Instructions:**

~~A conversion table to regress intelligence quotient (IQ) scores is located on the following pages. The table has 4 columns. Column 1 indicates full-scale IQ scores. Columns 2-4 indicate corresponding correlation scores. Follow the instructions below to determine the regressed IQ score to be used in determining whether the 15-point discrepancy between ability and achievement exists.~~

- ~~1. Determine the correlation between the intellectual measure and the achievement measure that was used to assess the student. Correlations are usually stated in the instructor's manual for each test.~~
- ~~2. Determine the appropriate column (2, 3, or 4) to use based on the correlation between the two tests. The table provides correlations at .7, .6, and .5. Use .6 if you cannot find the correlation in the instructor's manual or test literature.~~
- ~~3. Locate the student's full-scale IQ score on the intellectual measure in column 1 of the table.~~
- ~~4. Follow the IQ score across to a correlation score in the appropriate column. That score is the regressed IQ score.~~
- ~~5. Subtract the student's actual achievement standard score from the regressed IQ score.~~

**Example:**

~~If the correlation between the IQ test and the achievement test is .6 and the student's full-scale score is 86, the student's regressed IQ score would be 92.~~

<del>Regressed full-scale IQ score</del>	<del>92</del>
<del>Minus achievement standard score</del>	<del>-75</del>
<del>Equals discrepancy</del>	<del>17</del>

**STATE DEPARTMENT OF EDUCATION  
NOVEMBER 30, 2015**

**Conversion Table to Regress IQ Scores**

<b>Full-Scale IQ Score</b>	<b>Correlation between full-scale IQ score and achievement scores</b>		
	<b>7-Correlation</b>	<b>6-Correlation</b>	<b>5-Correlation</b>
150	135	130	125
149	134	129	125
148	134	129	124
147	133	128	124
146	132	128	123
145	132	127	123
144	131	126	122
143	130	126	122
142	129	125	121
141	129	125	121
140	128	124	120
139	127	123	120
138	127	123	119
137	126	122	119
136	125	122	118
135	125	121	118
134	124	120	117
133	123	120	117
132	122	119	116
131	122	119	116
130	121	118	115
129	120	117	115
128	120	117	114
127	119	116	114
126	118	116	113
125	118	115	113
124	117	114	112
123	116	114	112
122	115	113	111
121	115	113	111
120	114	112	110
119	113	111	110
118	113	111	109
117	112	110	109
116	111	110	108
115	111	109	108
114	110	108	107
113	109	108	107
112	108	107	106

**STATE DEPARTMENT OF EDUCATION  
NOVEMBER 30, 2015**

<b>Full-Scale IQ Score</b>	<b>7 Correlation</b>	<b>6 Correlation</b>	<b>5 Correlation</b>
111	108	107	106
110	107	106	105
109	106	105	105
108	106	105	104
107	105	104	104
106	104	104	103
105	104	103	103
104	103	102	102
103	102	102	102
102	101	101	101
101	101	101	101
100	100	100	100
99	99	99	100
98	99	99	99
97	98	98	99
96	97	98	98
95	97	97	98
94	96	96	97
93	96	96	97
92	94	95	96
91	94	95	96
90	93	94	95
89	92	93	95
88	92	93	94
87	91	92	94
86	90	92	93
85	89	91	93
84	89	90	92
83	88	90	92
82	87	89	91
81	87	89	91
80	86	88	90
79	85	87	90
78	85	87	89
77	84	86	89
76	83	86	88
75	83	85	88
74	82	84	87
73	81	84	87
72	80	83	86
71	80	83	86
70	79	82	85



**STATE DEPARTMENT OF EDUCATION  
NOVEMBER 30, 2015**

**FLUENCY COMMUNICATION RATING SCALE**

Student: \_\_\_\_\_

School: \_\_\_\_\_ Date: \_\_\_\_\_

	<b>Nondisabling Condition</b>	<b>Mild</b>	<b>Moderate</b>	<b>Severe</b>
<b>Frequency</b>	Frequency of dysfluent behavior is within normal limits for student's age, gender, and speaking situation and/or less than 1 stuttered word per minute.	Transitory dysfluencies are observed in specific speaking situation(s) and/or 1-2 stuttered words per minute.	Frequent dysfluent behaviors are observed in specific speaking situations(s) and/or 4-10 stuttered words per minute.	Habitual dysfluent behaviors are observed in a majority of speaking situations and/or more than 10 stuttered words per minute.
<b>Descriptive Assessment</b>	Speech flow and time patterning are within normal limits. Developmental dysfluencies may be present.	Rate of speech interferes with intelligibility. Sound, syllable, and/or word repetitions or prolongations are present with no other secondary symptoms. Fluent speech periods predominate.	Rate of speech interferes with intelligibility. Sound, syllable, and/or prolongations are present. Secondary symptoms including blocking, avoidance, and physical concomitants may be observed.	Rate of speech interferes with intelligibility, sound, syllable, and/or word repetitions and/or prolongations are present. Secondary symptoms predominate. Avoidance and frustration behaviors are observed.
Comments:				

**STATE DEPARTMENT OF EDUCATION  
NOVEMBER 30, 2015**

**VOICE RATING SCALE**

Student: \_\_\_\_\_ School: \_\_\_\_\_ Date: \_\_\_\_\_

	<b>Nondisabling Condition</b>	<b>Mild Descriptive</b>	<b>Moderate Descriptive</b>	<b>Severe Wilson Voice Profile Scale</b>
<b>Pitch</b>	Pitch is within normal limits.	There is a noticeable difference in pitch that may be intermittent.	There is a persistent, noticeable inappropriate raising or lowering of pitch for age and gender, or evidence of dysphonia.	+3 Pitch -3 Pitch -2 Pitch +2 Pitch
<b>Intensity</b>	Intensity is within normal limits.	There is a noticeable difference in intensity that may be intermittent.	There is a persistent, noticeable inappropriate increase or decrease in the intensity of speech, or the presence of aphonia.	-3 Intensity +2 Intensity -2 Intensity
<b>Quality</b>	Quality is within normal limits.	There is a noticeable difference in quality that may be intermittent.	There is a persistent, noticeable breathiness, glottal fry, harshness, hoarseness, tenseness, strident, or other abnormal vocal quality.	-2 Laryngeal +3 Laryngeal +2 Laryngeal - 3 Laryngeal
<b>Resonance</b>	Nasality is within normal limits.	There is a noticeable difference in nasality that may be intermittent.	There is a persistent noticeable cul-de-sac, hyper- or hyponasality, or mixed nasality.	-2 Resonance +3 Resonance +4 Resonance
<b>Description of Current Physical Condition</b>	No consistent laryngeal pathology; physical factors influencing	Laryngeal pathology may be present. Physical factors indicated in moderate	Probable presence of laryngeal pathology. Physical factors may include nodules, polyps, ulcers, edema,	Physical factors may include: - unilateral or bilateral

**STATE DEPARTMENT OF EDUCATION  
NOVEMBER 30, 2015**

	<p>quality, resonance, or pitch, if present at all, are temporary and may include allergies, colds, or abnormal tonsils and adenoids.</p>	<p>and/or severe levels may be present.</p>	<p>partial paralysis of vocal folds, palatal insufficiency, enlarged/insufficient tonsils and/or adenoids, neuromotor involvement, or hearing impairment.</p>	<p>paralysis of vocal folds - larynx- gectomy - psycho- somatic disorders - neuromotor involvement of larynx muscles, i.e., cerebral palsy</p>
<p>Comments:</p>				

**DOCUMENTATION OF ADVERSE EFFECTS  
ON EDUCATIONAL PERFORMANCE  
FOR STUDENTS WITH SPEECH/LANGUAGE DISORDERS (SLD)**

Documentation of adverse effects on educational performance can be gathered from a thorough assessment of communication skills. The assessment shall include student, parent, and teacher input.

Information shall be recorded by the speech-language pathologist (SLP) on the *Eligibility Report* form.

An assessment of a student's ability to communicate, rather than isolated skill assessment, will provide information on how the impairment affects the student overall. The following errors and problems should be considered when determining how the student's ability to communicate may adversely affect educational performance:

1. Sound errors, voice quality, or fluency disorders inhibit the student from reading orally in class, speaking in front of the class, or being understood by teachers, peers, or family members.
2. Sound errors, voice quality, or fluency disorders embarrass the student. Peer relationships suffer as a result, or peers may make fun of the student.
3. Sound errors cause the student to make phonetic errors in spelling or have difficulty in phonics.
4. Grammatical errors create problems with a student's orientation in time.
5. Morphological errors inhibit the student from using or making complete sentences.
6. Semantic problems slow the student's ability to follow directions, give directions, make wants and needs known, make oneself understood, relate information to others, or fully participate in daily living.

**Chapter 5**

**INDIVIDUALIZED EDUCATION PROGRAMS**

**Chapter Contents**

Section 1. IEP Initiation.....73

Section 2. IEP Development.....80

Section 3. IEP Reviews.....96

Section 4. IEPs for Transfer Students.....97

Section 5. IEPs for Children from the Infant/Toddler Program.....98

Section 6. Students with Disabilities in Adult Prisons .....101

THIS PAGE INTENTIONALLY LEFT BLANK

## Chapter 5 Individualized Education Programs

If a student is eligible for special education services, they have met the requirements of eligibility under the IDEA Individuals with Disabilities Education Act of 2004 (IDEA 2004).<sup>5</sup> Eligibility requires a student to meet the following three prongs: 1) the student has ~~including~~ a disability that meets the criteria;<sup>5</sup> 2) the disability adversely affects the student's educational performance;<sup>5</sup> and 3) the student requires specially designed instruction.

Special education means specially designed instruction, at no cost to the parents, to meet the unique needs of a student with a disability including instruction conducted in the classroom, the home, hospitals, institutions, and other settings. The definition of special education also includes the following: instruction in physical education, speech/language pathology, travel training, and vocational education.

Specially designed instruction means adapting, as appropriate to the needs of an eligible student, the content, methodology, or delivery of instruction to (1) address the unique needs of the student that result from his or her disability and (2) to ensure access to the general curriculum so that the student can meet the Idaho Content Standards that apply to all students.

The Individualized Education Program (IEP) is a written document that is developed for each eligible student with a disability and documents the specially designed instruction and related services. The IEP is the product of a team collaboration among a ~~parent and/or adult student~~ parent/adult student, district personnel, and other IEP team members who, through full and equal participation, identify the unique needs of a student with a disability and plan the special education services to meet those needs.

In developing each student's IEP, the IEP team shall consider: 1) the strengths of the student; 2) the concerns of the parents for enhancing the education of their child; 3) the results of the initial or most recent evaluation of the student; and 4) the academic achievement, developmental, and functional needs of the student.

- ~~▶ The strengths of the student;~~
- ~~▶ The concerns of the parents for enhancing the education of their child;~~
- ~~▶ The results of the initial or most recent evaluation of the student; and~~
- ~~▶ The academic achievement, developmental, and functional needs of the student.~~

### Section 1. IEP Initiation

#### A. Purpose of Meeting

The primary purpose of an IEP team meeting is to design an IEP that shall meet the unique needs of a student with a disability. The IEP team ~~plans~~ determines the special education and related services reasonably calculated to enable the student to receive educational benefits in the least restrictive environment. The parent/adult student shall be invited to the meeting and ~~in order to~~

participate meaningfully, ~~the parent and/or adult student should be informed of his or her role as a team member.~~ (Note: transition age students shall be invited to the IEP meeting). The parent and/or adult student, district personnel, and other IEP team members should come prepared to discuss specific information about the student's individual needs and the type of services to be provided to address those needs.

The meeting format should invite open discussion that allows participants to identify and consider all the relevant needs of the student related to ~~their~~ his or her disability and what is necessary to provide access to, participate in, and make progress in the general education curriculum. Placement decisions shall be considered *after* the special education services are determined. ~~Placement is based on the IEP services and accommodations~~ and shall not be the determining factor in developing the IEP content.

Informal or unscheduled conversations involving district personnel on various issues (e.g., teaching methodology, lesson plans, or coordination of service provisions) are not considered a meeting as long as no decisions are made regarding issues addressed on the student's IEP. A meeting does not include preparatory activities in which district personnel engage to develop a proposal or a response to a ~~parent and/or adult student~~ parent/adult student proposal that will be discussed at a later meeting.

## **B. Team Decision Making**

The IEP meeting serves as a communication vehicle between ~~the parent and/or adult student, district personnel, and other IEP team members~~ that enables enabling them, as equal participants, to make joint, informed decisions regarding the student's special education services. All members of the IEP team are expected to work toward consensus regarding IEP decisions ~~the services that will be included in the student's IEP~~ to ensure that the student ~~he or she~~ receives a free appropriate public education (FAPE). ~~Consensus means that all members are in general agreement regarding what is written.~~

If there is a lack of consensus between the ~~parent and/or adult student~~ parent/adult student, district personnel, and other IEP team members regarding an IEP decision, then school personnel on the IEP team should seek consensus within the school team and make the decision, providing written notice to the parent/adult student. ~~subject to the due process rights of the parent and/or adult student~~ parent/adult student. If there is a lack of consensus among school personnel, then the district representative on the IEP team shall make the decision and provide written notice to the parent/adult student. ~~The parent/adult student should be made aware of at the IEP meeting subject to the due process rights of the parents.~~ The district shall follow the procedures in Section 2J of this chapter, "Parent and/or Adult Student Parent/Adult Student Adult Student Objection to the IEP," if necessary and their procedural safeguards, including due process rights.

## **C. When IEP Meetings Are Held**

An IEP meeting shall be held for one or more of the following reasons:



1. ~~To~~ to develop and implement an IEP within ~~60~~thirty (30) calendar days of receiving parent and/or adult student consent for initial evaluation, excluding periods when regular school is not in session for 5 or more consecutive days determination that the student needs special education and related services; ~~With the exception that the meeting to develop the IEP shall be held within 30 days of a determination that the student needs special education and related services. Refer to Chapter 4, Section 3.E regarding additional timeline exceptions. IEP shall be implemented as soon as possible following the meeting during which the IEP was developed;~~
2. ~~To~~ to review the IEP periodically, but no longer than one year (365 days) from the date of development of the current IEP; ~~An~~ with the IEP shall be in effect at the beginning of each school year;
3. ~~When~~ when another agency fails to deliver transition or other services outlined in the IEP;
4. ~~To~~ to consider revisions to the IEP if there is any lack of expected progress toward annual goals and in the general education curriculum, where appropriate;
5. ~~At~~ at the reasonable request (as determined by the district) of any member of the IEP team; (Note: Written notice shall be provided the parent/adult student who requests an IEP meeting when a district refuses to hold one);
6. ~~To~~ to review behavioral intervention strategies and/or develop a behavioral plan as part of the IEP; ~~or~~
7. ~~To~~ to address the IDEA 2004 discipline requirements (see Chapter 12); ~~or~~
8. to review the results of any reevaluation or independent educational evaluation (IEE).

NOTE: Under the IDEA 2004, an IEP team meeting may not be required to amend the IEP (see IEP Amendments).

#### D. IEP Team Members and Roles

The IEP team ~~means~~ is a group of individuals ~~who are~~ responsible for developing, reviewing, or revising an IEP for a student with a disability.

NOTE: ~~The general education teacher, special education teacher, district representative, or individual who can interpret implications of evaluation results may be excused from an IEP meeting, in whole or in part, if the parent and/or adult student and district agree to this in writing. If the meeting deals with the excused member's areas, he or she shall provide written input to the IEP team prior to the meeting. Written input shall include substantive data (e.g., based on assessment, providing meaningful guidance to the team, regarding the purpose of the meeting,~~

**STATE DEPARTMENT OF EDUCATION  
NOVEMBER 30, 2015**

~~reflecting on general education curriculum). If a district representative is excused, a staff member in attendance shall have the authority to bind the district to the decisions of the team.~~

Role	Description
<p>Parent of the student <i>or</i> Adult Student if rights have transferred</p>	<p>The term “parent” refers to a biological or adoptive parent, foster parent, a judicially decreed guardian (does not include State agency personnel if the student is a ward of the state), a person acting in place of a parent, or a surrogate parent who has been appointed by the district. The term “acting in place of a biological or adoptive parent” includes persons such as a grandparent, stepparent, or other relative with whom the student lives as well as persons who are legally responsible for a student’s welfare. A foster parent may act as a parent if the natural parent’s authority to make educational decisions on behalf of his or her child has been terminated by law. A foster parent shall be an individual who is willing to make educational decisions required of a parent, and has no interest that would conflict with the interests of the student. If more than the biological or adoptive parents meet the definition of parent, the biological or adoptive parents serve as the parents in the IEP process, unless a judicial decree or order identifies a specific person or persons to make educational decisions for the student.</p> <p>An “adult student” is a student with a disability who is <u>eighteen (18)</u> years of age or older to whom special education rights have transferred under the IDEA 2004 and Idaho Code. (See Chapter 11, Section 2C, for more information.) In this case, the parent may attend the IEP meeting as an individual who has knowledge or special expertise regarding the student at the invitation of the adult student or the district.</p>
<p>District Representative</p>	<p>The district representative or designee shall be qualified to provide or supervise the provision of special education to meet the unique needs of students with disabilities. The representative shall be knowledgeable about the general education curriculum and about the availability of resources in the district. They <del>should</del> <u>shall</u> have the authority to allocate resources and to ensure that <u>the IEP will be implemented</u> <del>whatever services are outlined in the IEP shall be provided</del>. Examples of the district representative include the building principal, the special education director, the district superintendent and others who meet the criteria described above. The district representative may be another member of the IEP team if all the criteria above are met.</p>

**STATE DEPARTMENT OF EDUCATION  
NOVEMBER 30, 2015**

<b>Role</b>	<b>Description</b>
Special Education Teacher/Provider—not less than one	This individual <del>will</del> generally <u>will</u> be the student’s special education teacher or service provider who is responsible for implementing the student’s IEP. <del>In</del> <u>For example, in</u> the case of a student receiving services from a speech-language pathologist, but not a special education teacher, it <u>is</u> <del>would be</del> more appropriate for the speech-language pathologist to fill this role on the IEP team.
General Education Teacher—not less than one	<p>A general education teacher of the student is required to participate in developing the IEP if a student is, or may be, participating in the general education environment. Regardless, a representative that is knowledgeable of the general education curriculum <u>at the student’s grade level</u> shall be present.</p> <p>For preschool-age students, the general education teacher may be the Kindergarten teacher or an appropriate designee. Designees at the preschool level may include a care provider, Head Start teacher, or community preschool teacher if that person meets State and/or national licensing standards.</p>
Individual who can interpret evaluation results and implications	This person may be someone who participated in the evaluation of the student. He or she shall be able to explain the results, the instructional implications, and the recommendations of the evaluation.
Student	Whenever appropriate, the IEP team includes the student with a disability. A student shall be invited by the district to attend any IEP meeting at which post-secondary goals and transition services needed to assist the student in reaching those goals will be discussed. If the student does not attend the IEP team meeting, the <del>public district agency</del> shall take other steps to ensure that the student’s preferences and interests are considered.
Representative of a Private School (if applicable)	If a student is enrolled in or referred to a private school, the district shall ensure that a representative of the private school is invited to the IEP meeting. If a representative cannot attend, the district shall use other methods to ensure participation by the private school, including individual or conference telephone calls.

Role	Description
<p>Representative of Transition Agency(s) (<del>Parental</del><u>Parent/Adult student</u> consent shall be obtained <u>prior to inviting in order for</u> the Transition Agency Representative to participate in the IEP) team meeting).</p>	<p>If transition services are being discussed, a representative of any <u>participating public</u> agency that is likely to be responsible for providing or paying for transition services shall be invited (<u>with the prior consent of a parent/adult student</u>). If a representative does not attend, steps <del>shall</del> <u>should</u> be taken to obtain participation from the agency in transition planning.</p>
<p>Part C Coordinator or Representative</p>	<p><del>At the request of the parent of a student who previously was served under Part C, the Part C coordinator or other representative of the Part C system will be invited to the initial IEP meeting. A Part C coordinator or other representative may be invited by the district to the IEP meeting. Parents shall be informed of their right to request an invitation of an Infant Toddler Program representative(s) to the initial IEP meeting.</del></p>
<p>Other</p>	<p>At the discretion of the <del>parent and/or adult student</del> <u>parent/adult student</u> or the district, other individuals who have knowledge or special expertise regarding the student, including related service personnel, may be included as IEP team members. The determination of having knowledge and special expertise regarding the student shall be made by the <del>parent and/or adult student</del> <u>parent/adult student</u> or district person who invited the individual to be a member of the IEP team.</p>

NOTE: The general education teacher, special education teacher, district representative, or individual who can interpret implications of evaluation results may be excused from an IEP meeting, in whole or in part, if the parent/adult student and district agree in writing. If the meeting deals with the excused member's areas of the curriculum and/or services, he or she shall provide written input to the IEP team prior to the meeting. Written input shall include substantive data (e.g., based on assessment, providing meaningful guidance to the team, regarding the purpose of the meeting, reflecting on general education curriculum). If a district representative is excused, a staff member in attendance shall have the authority to bind the district to the decisions of the team.

**E. The General Educator's Role in IEP Development**

If a student is or may be participating in the general education curriculum or environment, not less than one of the student's general education teachers, ~~who are responsible for implementing any portion of the IEP~~ shall participate to the extent appropriate in developing the IEP. ~~Regardless, a representative that is knowledgeable of the general education curriculum shall participate.~~ The general education teacher's role in the development, review, and revision of the IEP includes:

1. discussion ~~Discussion~~ of the student's involvement and progress in the general education curriculum, if known;
2. determination ~~Determination~~ of appropriate positive behavioral interventions and other strategies for the student; and
3. determination ~~Determination~~ of supplementary aids and services, program accommodations/adaptations, and supports for school personnel.

#### **F. Invitation to IEP Team Meetings**

To the extent possible, the district should encourage the consolidation of all IEP team meetings, including meetings that may involve eligibility, reevaluation and IEP development.

The district shall ~~meet~~ meet the following requirements.

1. Schedule the meeting at a place and time mutually agreed on by the ~~parent and/or adult student~~ parent/adult student and the district.
2. Invite the ~~parent and/or adult student~~ parent/adult student, and if applicable the secondary transition age student, to the meeting early enough to ensure that he or she can attend. The district shall keep a record of this invitation. The invitation shall include the following:
  - a. the purpose(s), time, and location of the meeting;
  - b. who will attend the meeting by role; ~~and~~
  - c. information regarding the parent's ~~and/or~~ adult student's right to bring other people to the meeting and invite a Part C representative if appropriate; and
  - d. notification that post-secondary goals and transition services will be discussed, as applicable.

The invitation should clarify the parent's/ ~~and/or~~ adult student's (or secondary transition age student's) role on the team and request that he or she come prepared to discuss the unique needs and characteristics of the student, the types of services ~~that~~ may be needed, and the goals that would indicate the success of the services.

3. Invite the student, if appropriate or required, to attend and participate in his or her IEP team meeting. If the student is a minor, the parent shall make the decision regarding the student's attendance. If a purpose of the meeting is to consider transition, and the student does not attend, the district shall take other steps to ensure that the student's preferences and interests are considered.
4. The invitation may be either written or oral. In either case, the district shall document that all the required components noted in item 2 above were included in the invitation. In addition, the ~~parent and/or adult student~~ parent/adult student shall be ~~provided with~~ given a physical copy of the *Procedural Safeguards Notice* once annually, preferably at the annual review, unless the parent requests additional copies.
5. When one of the purposes of the IEP team meeting is to consider transition services, the invitation shall ~~also~~:
  - a. indicate this purpose;
  - b. ~~indicate that the district shall~~ invite the student; and
  - c. identify any other agency that will be invited, with parent's ~~and/or~~ adult student's consent, to send a representative.
6. The district shall take appropriate action to ensure that a ~~parent and/or adult student~~ parent/adult student understands the proceedings at an IEP team meeting, including arranging for an interpreter for a ~~parent and/or adult student~~ parent/adult student who has a ~~hearing impairment~~ hearing loss or whose native language is other than English.
7. The IEP team may meet without the ~~parent and/or adult student~~ parent/adult student if he or she cannot attend the meeting or cannot be convinced to attend the meeting. However, the district shall document its attempts to arrange a mutually agreed upon time and place for the meeting. Documentation could include records of telephone calls or conversations, copies of correspondence sent to the ~~parent and/or adult student~~ parent/adult student and any responses received, and detailed records of any visits made to the ~~parent and/or adult student~~ parent/adult student. If a meeting is held without the ~~parent and/or adult student~~ parent/adult student, the district shall offer and document alternative methods, such as conference calls, to gain his or her participation in the development of the IEP.

Alternatives to physical meetings such as video and telephone conferencing may take the place of physical IEP meetings if the ~~parent and/or adult student~~ parent/adult student and district agree.

## Section 2. IEP Development

Nothing requires additional information be included in a student's IEP beyond what is explicitly required by IDEA 2004 or requires the IEP team to include information under one component of a student's IEP that is already contained under another component of the student's IEP.

NOTE: IEP team meeting minutes are not part of the official IEP document.

### A. General Demographic Components for All IEPs

All IEPs shall include the date of the IEP meeting and the following general demographic components: the student's name as it appears in school records, native language, birth date, and identification number (for State reporting or Medicaid purposes only), names of parents, address, phone number, school, and grade.

### B. Documentation of Participants

The district shall ensure the attendance and participation of the IEP team members at the IEP meeting. Documentation of attendance can be accomplished by listing team members roles on the IEP and checking their attendance status. Prior to the beginning of the meeting, an excusal form, with the parent/adult student's signature of approval, shall be attached identifying any required district members not present at the IEP team meeting.

The attendance list is not a reflection of agreement or disagreement with the IEP; it is only an indication of attendance. As with any team member, the parent's/adult student's name inclusion on the list does not indicate agreement or disagreement with the IEP contents. If the ~~parent and/or adult student~~ parent/adult student disagrees with all or part of the IEP, the district should remind the ~~parent and/or adult student~~ parent/adult student that he or she may file a written objection. Any participant at the IEP team meeting may file a minority report if he or she disagrees with a program decision. A minority report shall not prevent the implementation of an IEP team decision.

NOTE: See Section 2J of this chapter for additional information on ~~parent and/or adult student~~ parent/adult student objections.

### C. ~~Present Levels of Performance~~ Present Levels of Academic Achievement and Functional Performance, Goals, and Benchmarks/Objectives

The IEP identifies present levels of academic achievement and functional performance and measurable goals that enable the IEP team to track the effectiveness of services and to ~~easily~~ report progress toward goals.

1. Statements of present levels of academic achievement, and functional performance in an area of need include:

- a. How a school-age student's disability affects his or her involvement and progress in the general education curriculum (i.e., the same curriculum used by students without disabilities).
  - b. For preschool students, present levels of academic achievement and functional performance should ~~reference the Idaho Early Learning Standards and~~ describe how the disability affects the student's participation in appropriate activities.
2. Although the content of present levels of academic and functional performance statements are different for each student, ~~each statement shall~~ individual present level of academic and functional performance statements will meet the following requirements:
- a. the statement shall be written in objective, measurable terms and easy-to-understand non-technical language;
  - b. ~~show a direct relationship with the~~ the other components of the IEP, including special education services, annual goals, and, if applicable, benchmarks/objectives for students who participate in Alternate Assessments based on Alternate Achievement Standards ~~the Idaho Standard Achievement Test—Alternate (ISAT-Alt)~~, shall show a direct relationship with the content of present levels of academic and functional performance;
  - c. the statement shall provide a ~~starting point~~ baseline data for goal development; ~~and~~
  - d. the statement shall reference general education Idaho Content Standards or ~~Work Place Competencies-Idaho Employability Skills for Career Ready Practice or Idaho Early Learning Guidelines (eGuidelines)~~, as applicable;
  - e. a statement of the student's strengths and needs; and
  - f. a statement how a student's disability affects his or her involvement and progress in the general education curriculum (i.e., the same curriculum used by students without disabilities).
3. Annual goals shall ~~be related~~ reflect ~~to~~ the needs described in the present levels of academic and functional performance statements. Measurable academic achievement, developmental, and functional annual goals are designed to meet the student's needs that result from the student's disability, to enable the student to be involved in and make progress in the general education curriculum, and to meet each of the student's other educational needs that result from the student's disability.



- a. A goal is a written, measurable statement, developed from the baseline data, that describes describing what a student is reasonably expected to accomplish within the time period covered by the IEP, generally one year.
  - b. Goals are written to enable the student to be involved in and make progress in the general education curriculum and to meet other educational needs that result from the disability.
  - c. A goal shall include the behavior, the performance criteria, and the evaluation procedure.
4. For students taking Alternate Assessments based on Alternate Achievement Standards the ISAT-Alt aligned to the alternate standards, each goal shall have at least two benchmarks/objectives. Benchmarks/objectives shall include a statement of how far the student is expected to progress toward the annual goal and by what date a description of benchmarks or short-term objectives. The district has the discretion to use which benchmarks/objectives as described in this paragraph for all students eligible for IEP services to use.

#### **D. Progress Toward Goals**

The IEP shall include a statement describing:

1. How the student's progress toward IEP goals will be measured and the progress monitoring schedule;
2. How and when the ~~parent and/or adult student~~ parent/adult student will be informed of the student's progress toward the annual goals, including the extent to which progress is sufficient to enable the student to achieve the goals by the end of the IEP time period.

Periodic written progress statements related to progress toward annual goals will be reported, at minimum, concurrent with the issuance of report cards ~~shall be provided.~~

#### **E. Statements of Special Education and Related Services**

Each student's IEP shall describe the specific special education and related services, based on peer-reviewed research to the extent practicable, which will be provided to or on behalf of the student. Special education includes specially designed instruction to meet the unique needs of the student.

The term "related services" refers to transportation and such developmental, corrective, and other supportive services required to assist a student with a disability to benefit from special education as described in the IEP. These services include, but are not limited to:

- audiology
- speech therapy
- language therapy
- psychological services
- physical therapy
- occupational therapy
- therapeutic recreation
- early identification and assessment of students' disabilities
- rehabilitation counseling services
- orientation and mobility services
- medical services for diagnostic or evaluative purposes
- school nurse services
- social work services in school
- supports for school staff
- parent counseling and training. Parent counseling and training includes helping a parent (a) understand child development and the special needs of his or her child and (b) acquire skills to support the implementation of his or her child's IEP.
- interpreter services

NOTE: The Idaho Educational Interpreter Act (Title 33, Chapter 13) was implemented on July 1, 2009, this statute establishes standards for all ~~education~~ educational interpreters in the State of Idaho. The complete statute can be found at <http://www3.state.id.us/idstat/TOC/33013KTOC.html>

This list of related services is not exhaustive and may include other developmental, corrective, or supportive services, transition services or assistive technology. Although services may be of benefit to a student with a disability, all of the services listed above may not be required for each individual student. Related services are the responsibility of the district only if the IEP team determines they are required to assist the student to benefit from special education. Further, the student is not entitled to related services if (a) he or she is not eligible for special education or (b) the ~~parent and/or adult student~~ parent/adult student does not consent to initial provision of special education services.

EXCEPTION: ~~The term~~ “Related Services” does not include a medical device that is surgically implanted or the replacement of such device, the optimization of that device's functioning (e.g., mapping), maintenance of that device, or the replacement of that device. The district is responsible to appropriately monitor and check devices to make sure the devices are functioning properly. This responsibility applies to devices that are needed to maintain the health and safety of the child, including breathing, nutrition, or operation of other bodily functions, while the child is transported to and from school or is at school.

THIRD PARTY PAYERS: Consent from the parents ~~and/or~~ adult student is required when the district bills Medicaid or the parent's insurance for services provided. See Chapter 11 for details.

## F. Supplementary Aids, Services, and Other IEP Considerations

Supplementary aids and services may include general education curriculum accommodations and/or adaptations, support for school staff, positive behavioral intervention plans, extended school year services, transportation, transition services, assistive technology services, and travel training services deemed appropriate by the IEP team shall be provided whether or not the district currently has these services in place.

The description of services in the IEP shall:

1. Identify the program accommodations and supplementary aids to be provided to the student in the areas of need.
2. List the specific services that will meet the unique needs of the student, allowing him or her to advance appropriately toward attaining the annual goals, and:
  - a. be involved in and make progress in the general education curriculum;
  - b. participate in extracurricular and other nonacademic activities; and
  - c. be educated and participate with other students with disabilities and with students without disabilities to the maximum extent appropriate.

NOTE: The public agency shall ensure that each student with a disability has the supplementary aids and services determined by the student's IEP team to be appropriate and necessary for the student to participate in nonacademic settings.

3. State the projected starting date and expected duration of the services, and accommodations/adaptations.
4. List the anticipated time per session and frequency of sessions per week or month. The amount of service may not be stated as a range.
5. State the location where services and accommodations/adaptations will be provided (such as a general education classroom, resource room, etc.) Note: Location does not mean specific site.

Based on the unique needs of each student, the IEP team should consider any of the following services that may be appropriate for the student and should document such services on the IEP accordingly:

1. Supplementary Aids and Services

“Supplementary aids and services” means aids, services, and other supports that are provided in general education classes or other education-related settings and in extracurricular and nonacademic settings to enable students with disabilities to be

educated with students without disabilities to the maximum extent appropriate in accordance with LRE requirements.

The determination of which supplementary aids and services are appropriate for a particular student shall be made on an individual basis. Supplementary aids and services may include the following: assistance of an itinerant special education teacher, related service provider, or paraprofessional; support or training for the general educator; use of resource services; provision of note takers; supports for extracurricular or other nonacademic activities; and supports for participation in statewide or district wide achievement testing.

## 2. Accommodations and Adaptations

NOTE: “Modifications” include accommodations and adaptations. Idaho uses the terms accommodations and adaptations to describe two separate instructional and assessment practices.

Accommodations and adaptations include any changes that allow students with disabilities the same opportunity as students without disabilities to participate in and benefit from the educational program, activities, and services of the district.

Accommodations are intended to make educational opportunities more accessible. This may involve the setting, communication modality, equipment, and/or supplemental aids and services. Examples include Braille editions, large print, pencil grips, tape recorders, note takers, and computers with spell check.

Accommodations are changes in the curriculum, instruction, or testing format or procedures that enable students with disabilities to participate in a way that allows them to demonstrate their abilities rather than disabilities. Accommodations are generally considered to include assistive technology as well as changes in presentation, response, timing, scheduling, and settings that do not fundamentally alter the requirements. Accommodations do not invalidate assessment results and do not fundamentally alter the requirements or course expectations.

Adaptations are changes in educational expectations for the student with a disability compared to peers without disabilities. These adaptations include actual changes in the general education curriculum and instruction or the use of an alternative or supplemental curriculum. Adaptations include strategies such as reading aloud the reading portion of a test, using spell/grammar check for language arts assessments, and substituting out-of-level testing. Adaptations fundamentally alter requirements and invalidate assessment results and provide non-comparable results. Examples include fewer concepts to be mastered, different test questions, and material at a different reading level.

Whenever the IEP team determines that accommodations and/or adaptations are needed to ensure academic progress, these shall be indicated in the IEP. Any accommodations and/or adaptations required in physical education, vocational education, and statewide or district wide assessments shall be included in the IEP.

### 3. Assistive Technology Devices and/or Services

The district shall ensure that assistive technology devices and/or services are made available to a student, if required, as special education, related services, or supplementary aids and services. The following points are definitions and clarifications of terms:

- a. “Assistive technology device” means any item, piece of equipment, or product system, whether acquired commercially, modified, or customized, that is used to increase, maintain, or improve the functional capabilities of a student with a disability. The term does not include a device that is surgically implanted or the replacement of such device.

The district shall permit the student to use school-purchased assistive technology devices at home and in other settings if the IEP team determines that the student needs access to these devices in non-school settings to receive FAPE. An example of this would be to complete homework. The district may hold a ~~parent and/or adult student~~ parent/adult student liable for the replacement or repair of an assistive technology device that is purchased or otherwise procured by the district if it is lost, stolen, or damaged because of negligence or misuse at home or in another setting outside of school time.

Assistive technology devices should be designed using “universal design” principles. The term “universal design” means a concept or philosophy for designing and delivering products and services that are usable by people with the widest possible range of functional capabilities. This includes products and services that are directly accessible (without requiring assistive technologies) and products and services that are interoperable with assistive technologies.

- b. “Assistive technology service” means any service that directly assists a student with a disability in the selection, acquisition, or use of an assistive technology device. The term includes the following:
  - 1) an evaluation of the student’s assistive technology needs, including a functional assessment in the student’s customary environment;
  - 2) purchasing, leasing, or otherwise providing for the acquisition of assistive technology devices;

- 3) selecting, designing, fitting, customizing, adapting, applying, maintaining, repairing, or replacing assistive technology devices;
  - 4) coordinating and using other therapies, interventions, or services with assistive technology devices, such as those associated with existing education and rehabilitation plans and programs;
  - 5) training or technical assistance for a student with a disability or, if appropriate, that student's family; and
  - 6) training or technical assistance for professionals, including individuals providing education or rehabilitation services, employers, or other individuals who provide services or are otherwise substantially involved in the major life functions of a student with a disability.
- c. The district shall ensure that the hearing aids worn by deaf or hard-of-hearing students in school are functioning properly.
  - d. The district is responsible to appropriately monitor and check surgically implanted devices to make sure the devices are functioning properly, if the team has determined that those services are necessary. This responsibility applies to devices that are needed to maintain the health and safety of the child, including breathing, nutrition, or operation of other bodily functions, while the child is transported to and from school or is at school.
4. Extended School Year Services

The district shall provide extended school year (ESY) services for students with disabilities who qualify for such services. The ESY programs for eligible students shall meet the requirements of FAPE. The student's educational program is based on individual needs and is not determined by what programs are readily available within the district. The student cannot be required to fail, or to go for an entire school year without ESY services, simply to prove a need. The IEP team shall consider the following in the development and provision of an ESY program:

- a. The term "extended school year services" means special education and/or related services that are provided beyond the regular school year:
  - 1) to a student with a disability;
  - 2) in accordance with the student's IEP; and
  - 3) at no cost to the ~~parent and/or adult student~~ parent/adult student.

The goal of ESY services is to assist students with disabilities with the emergence and maintenance of specific IEP goals addressed during the school year preceding the ESY. These may include goals related to independence, behavior, socialization, communication, and academics. The ESY services for special education students provide a different focus from general summer school programs.

- b. The ESY services shall be considered in light of the totality of the circumstances, including the following:
  - 1) Emerging skill: Few, if any, gains are made during the regular school year. A skill is in the process of emerging, and the IEP team believes that with ESY services the student would make reasonable gains; or
  - 2) Regression-Recoupment: The student would regress to such an extent and the amount of time required to relearn a skill or behavior becomes so significant that the student would be unable to benefit from his or her special education; or
  - 3) Self-Sufficiency: An interruption in services would threaten the acquisition of critical life skills that aid in the student's ability to function as independently as possible, thereby continuing the student's reliance on caretakers, including institutionalized care. Critical life skills relate to those skills that lead to independent functioning. Development of these skills can lead to reduced dependency on future caretakers and enhance the student's integration with individuals without disabilities. Skills may include such things as toileting, feeding, mobility, communication, dressing, self-help, and social/emotional functioning.
- c. Decisions concerning ESY services shall be based on collected data and written documentation. Types of data and information may include, but are not limited to, the following:
  - 1) Criterion-referenced test data: Consider daily/weekly probes or pre-test/post-test data.
  - 2) Norm-referenced test data: Consider pre-test/post-test data.
  - 3) Anecdotal records: Consider information collected throughout the school year.
  - 4) Physical, mental, or emotional health factors: Consider the educational, medical, and psychological records of the student as well as the prognosis or judgments of educators, medical personnel,

parents, and others that work with the student. Consider degenerative types of difficulties that may become intensified during breaks in educational programming.

- 5) History: Consider evidence of past regression or past ESY services. The IEP team should not automatically assume that a student who has received ESY services in the past will be eligible for ESY services in the future, but it is a factor to consider.
- 6) Data on observed performance: Consider data maintained on the student concerning performance observed in the classroom, during community-based activities, and as part of IEP progress monitoring.
- 7) Teacher interviews and recommendations: Consider progress reports by teachers, therapists, and others who have direct contact with the student before and after breaks in educational programming.
- 8) ~~Parent and/or Adult Student~~ Parent/Adult student input: Consider parent observations of the student as well as ~~parent and/or adult student~~ parent/adult student requests for ESY services.

- d. The ESY services shall be clearly delineated in an IEP. The district can meet this requirement by amending the current IEP using an amendment form or by developing a complete ESY IEP. See Section 1C of this chapter for more information.
- e. The district may not limit ESY services to particular categories of disability or unilaterally limit the amount or duration of these services.

#### 5. Transportation

Transportation is a related service if special arrangements resulting from the student's disability are required to assist a student with a disability to benefit from special education. The student's individual needs concerning his or her education are the main considerations in determining services—this includes transportation services.

The IEP team shall consider how the student's disability affects his or her need for transportation, including determining whether the student's disability prevents the student from using the same transportation provided to students without disabilities, or from getting to school in the same manner as students without disabilities. This includes transporting a preschool-age student to the site at which the district provides special education and related services to the student, if that site is different from the site at which the student receives other preschool or day-care services.



When the IEP team determines that special transportation is required and documents it on the IEP, all procedural safeguards under the IDEA 2004 shall be afforded to the student in matters concerning transportation.

Transportation needs may include, but are not limited to, the following:

- a. travel to and from school and between schools to access special education;
- b. travel in and around school buildings;
- c. specialized equipment including lifts and ramps, if required to provide special transportation; or
- d. other services that support the student's use of transportation, such as:
  - 1) special assistance (e.g., an aide on the bus and assistance getting on and off the bus);
  - 2) safety restraints, wheelchair restraints, and child safety seats;
  - 3) accommodations (e.g., preferential seating, a positive behavioral support plan for the student on the bus, and altering the bus route);
  - 4) training for the bus driver regarding the student's disability or special health-related needs. or
  - 5) attending non-academic and extracurricular activities if required by the IEP.

#### 6. Special Considerations

As appropriate, the IEP team shall also consider and include in the IEP the following:

- a. If the student's behavior impedes his or her learning or that of others, the IEP team shall consider the use of positive behavioral interventions, supports and other strategies to address that behavior.
- b. If the student has limited English proficiency, the IEP team shall consider the language needs of the student. Cognitive academic language proficiency (CALP) shall be determined by administering appropriate language dominance tests.
- c. If the student is blind or visually impaired, the IEP team shall provide for instruction in Braille and the use of Braille unless the IEP team determines that Braille is not appropriate for the student. This determination can only be

made after an evaluation of the student's reading and writing skills, needs, and appropriate reading and writing media (including an evaluation of the student's future needs for instruction in Braille or the use of Braille).

- d. The IEP team shall consider the communication needs of the student. In the case of the student who is deaf or hearing impaired, the IEP team shall consider the language needs of the student, opportunities for direct communication with peers and professional personnel in the student's language and communication mode, the student's academic level, and his or her full range of needs including opportunities for direct instruction in the student's language and communication mode.

### **G. Statewide and Districtwide Achievement Testing**

Students with disabilities are to be included in all statewide and district wide assessments. Participation rates and performance data, both aggregate and disaggregate, for students with disabilities are reported to the public annually.

The IEP team shall determine how the student will participate in statewide and district wide assessments—without accommodations, with accommodations, with adaptations, or by means of the alternate assessment. The IEP team determines what accommodations and/or adaptations to use based on those that are used regularly by the student during instruction or classroom testing and on what is listed in the accommodations section of the IEP.

The IEP team shall determine whether the student meets the state criteria for the alternate assessment. It should be noted that some students might participate in parts of the regular assessment and parts of the alternate assessment. For example, a student may participate with accommodations in the *regular* reading portion of the statewide assessment and may participate in the math portion of the statewide assessment using the *alternate* assessment.

The following guidelines shall be used to determine how the student will participate in statewide and district wide assessments:

1. Regular Assessment without Accommodations

The IEP team determines and documents in the IEP that a student with a disability can adequately demonstrate his or her knowledge, abilities, or skills on statewide and district wide assessments without accommodations.

2. Regular Assessment with Accommodations

Appropriate accommodations for students with disabilities shall be based on the individual needs of each student. Accommodation decisions are made by the IEP team and shall be recorded in the IEP. Accommodations should facilitate an accurate demonstration of academic achievement, developmental, and functional performance

on State and district-wide assessments. They should not provide the student with an unfair advantage or change the underlying skills that are being measured by the test. Accommodations shall be the same or nearly the same as those used by the student in completing classroom assignments and assessment activities. The accommodations shall be necessary for enabling the student to demonstrate knowledge, ability, skill, or mastery. Accommodations *do not* invalidate test results.

3. Regular Assessments with Adaptations

A student may be unable to demonstrate what he or she knows or is able to do without using an adaptation. However, an adaptation inherently circumvents the underlying skills that the test is measuring; therefore, an adaptation *always* invalidates the assessment result. If an adaptation is included in the IEP for statewide and/or district wide assessments, it shall be one that the student uses in completing classroom assignments and assessment activities on a regular basis. Further, the use of an adaptation in statewide and district wide assessments shall be clearly coded on the student's score sheet.

The IEP team has the authority to make the decision that a student needs an adaptation in order to participate in statewide and district wide assessments, even though the adaptation *will* cause the student to score as "not proficient" and to be counted as NOT participating in the assessment under AYP determinations. All IEP team members, including the ~~parent and/or adult student~~ parent/adult student, shall understand (a) the possible consequences that could result from this decision and (b) its effect on diploma options and post school activities involving education, career opportunities, military service, and community participation.

4. ~~Idaho Standard Achievement Test—Alternate (ISAT-Alt)~~  
Alternative Assessments based on Alternate Achievement Standards

If the student cannot participate in some or all of the general assessments, the IEP shall contain a statement that includes the reason the student cannot participate in the general assessment and the alternate assessments—language arts, reading, math or science—in which the student will participate.

- a. Students Eligible to Take ~~the ISAT-Alt~~ Alternative Assessments based on Alternate Achievement Standards

The IEP team shall find that the student meets all of the criteria listed below to determine that he or she is eligible to participate in the alternate assessment:

- 1) The student's demonstrated cognitive ability and adaptive behavior prevent completion of the general academic curriculum even with program accommodations and/or adaptations;
  - 2) The student's course of study is primarily functional-skill and living-skill oriented (typically not measured by State or district assessments); and
  - 3) The student is unable to acquire, maintain, or generalize skills in multiple settings and to demonstrate performance of these skills without intensive and frequent individualized instruction.
- b. Students Not Eligible to Take ~~the ISAT-Alt~~ Alternative Assessments based on Alternate Achievement Standards

Students are *not* to be included in ~~the ISAT-Alt~~ Alternative Assessments based on Alternate Achievement Standards for any of the following reasons:

- 1) The only determining factor is that the student has an IEP;
- 2) The student is academically behind because of excessive absences or lack of instruction; or
- 3) The student is unable to complete the general academic curriculum because of socioeconomic or cultural differences.

## H. LRE Explanation and Placement Decisions

The IEP shall explain the extent, if any, to which the student will *not* participate in the general education classroom, the general education curriculum, or extracurricular or other nonacademic activities.

In recommending the ~~most~~ appropriate placement in the least restrictive environment (LRE) for the student with a disability, the IEP team shall consider the student's needs and the continuum of services to meet those needs. The ~~parent and/or adult student~~ parent/adult student shall be involved in the placement decision. Removal from the general education environment occurs only when the nature or severity of the disability is such that education in general classes with the use of supplementary aids and services cannot be achieved satisfactorily. A student with a disability is not to be removed from age-appropriate general education classrooms solely because of needed accommodations and adaptations in the general education curriculum. In addition, a student with a disability shall be educated with students without disabilities in the general education classroom to the maximum extent appropriate.

NOTE: The district's reassignment of students (with or without disabilities) to another classroom or building in the district is *not* a change of placement for a student with a disability as long as the IEP goals remain unchanged and the degree of interaction with peers without disabilities remains the same. Examples include, but are not limited to, dividing a class because of overcrowding; moving an entire grade level to a different building; and going to a different school as a result of moving from one grade level to another grade level.

See Chapter 6 for more information on placement in the LRE

### **I. Consent for Initial Provision of Special Education and Related Services**

The district shall make reasonable efforts to obtain informed consent from the ~~parent and/or the adult student~~ parent/adult student before the initial provision of special education and related services to the student.

If the ~~parent and/or adult student~~ parent/adult student communicates in writing, he or she refuses special education and related services following the evaluation and determination of eligibility, the district shall not provide special education and related services to the student. If the ~~parent and/or adult student~~ parent/adult student fails to respond to a district's documented efforts to gain consent for initial provision of special education and related services, the district shall not provide special education and related services to the student. In both cases:

1. The district shall not be in violation of the requirement to provide FAPE to the student or the requirement to provide special education and related services;
2. The district shall not be required to convene an IEP meeting or develop an IEP for the student; and
3. The district shall not use mediation and/or due process in order to obtain consent or a ruling allowing initial placement.

If the ~~parent and/or adult student~~ parent/adult student wishes to move forward with the provision of services stated on the IEP and placement in special education, consent for initial placement in special education shall be obtained after the development of an IEP. Consent means that the ~~parent and/or adult student~~ parent/adult student understands and agrees in writing to the carrying out of the activity for which consent is sought.

### **J. ~~Parent and/or Adult Student~~ Parent/Adult Student Objection to the IEP**

If the ~~parent and/or adult student~~ parent/adult student disagrees with an IEP program or placement change proposed by the district, he or she may file a written objection to all or parts of the proposed change. If the ~~parent and/or adult student~~ parent/adult student files a written objection that is postmarked or hand delivered within ten (10) days of the date he or she receives written notice from the district of the proposed change, the changes to which the ~~parent and/or adult student~~ parent/adult student objects cannot be implemented. If the changes have already

been implemented, implementation of those changes shall cease. The district and ~~parent and/or adult student~~ parent/adult student may use methods such as additional IEP team meetings, IEP facilitation, or SDE mediation to resolve the disagreement. If these attempts to resolve the dispute fail, the district may request a due process hearing to obtain a hearing officer's decision regarding the proposed change, unless it is an initial IEP. However, the written objection cannot be used to prevent the district from placing a student in an interim alternative educational setting (IAES) in accordance with the IDEA 2004 procedures for discipline of a student.

If the ~~parent and/or adult student~~ parent/adult student files a written objection to an IEP change or placement change proposed by the district any time *after ten (10) calendar days* of receiving written notice, the student shall "~~stay put~~" remain in the placement described in the disputed IEP, and that IEP is implemented as written until the disagreement is resolved unless the ~~parent and/or adult student~~ parent/adult student agree otherwise. ~~However, the written objection cannot be used to prevent the district from placing a student in an interim alternative educational setting (IAES) in accordance with the IDEA 2004 procedures for discipline of a student.~~

See Chapter 11 for information about the prior written notice requirements regarding the provision of FAPE and educational placement.

See Chapter 13 for more information about the various forms of dispute resolution.

#### **K. Additional Transition Components for Secondary-Level IEPs**

Secondary transition services are defined as a coordinated set of activities for a student with a disability that are designed within a results-oriented process focused on improving the academic and functional achievement of the student to facilitate movement from school to post school activities including postsecondary education, vocational education, integrated employment (including supported employment), continuing in adult education, adult services, independent living, or community participation. The activities include instruction, community experiences, development of employment and other post school adult-living objectives and, if appropriate, acquisition of daily living skills and a functional vocational evaluation. These activities are based on the individual student's needs, taking into account the student's strengths, preferences and interests. The following are required components for all secondary students receiving special education services.

1. Beginning with the IEP to be in effect when a student is sixteen (16) years old (or younger if determined appropriate by the IEP team), the IEP shall include:
  - a. present levels of ~~educational~~ academic and/or functional performance based on an age appropriate transition evaluation;
  - b. appropriate measurable postsecondary goals based upon age appropriate transition assessments related to training, education, employment, and where appropriate, independent living skills;

- c. transition services (including courses of study), that will reasonably enable needed to assist the student in reaching postsecondary goals identified on the IEP;
- d. there must also be evidence that the student was invited to the IEP team meeting where transition services are to be discussed; if the student does not attend the IEP meeting, the IEP team must take other steps to ensure the student's preferences and interests are considered;
- e. if appropriate, a representatives of any participating agency was invited to the IEP team meeting with a prior consent of the parent or student who has reached age of majority.
- f. graduation requirements for the student receiving special education services. Refer to Chapter 7 for more detailed information on documentation of high school graduation in the IEP.

The postsecondary goals and transition services shall be updated on the IEP annually.

- 2. Not later than the student's seventeenth (17<sup>th</sup>) birthday, the IEP shall include a statement that the student and parent has been informed whether or not special education rights will transfer to the student on his or her eighteenth (18<sup>th</sup>) birthday. Special education rights will transfer from the parent to the student when the student turns eighteen (18) years old unless the IEP team determines that:

*(For more information on the transfer of rights see Chapter 11)*

- a. the student is unable to provide informed consent with respect to his or her special education program; or
- b. the parent has obtained legal guardianship.

*(For more information on the transfer of rights see Chapter 11)*

- 3. When a student exits from special education as a result of earning a regular diploma or aging out, the district shall provide the student with a summary of his or her academic achievement and performance along with recommendations concerning how to assist the student in meeting postsecondary goals.

## **L. Following the Meeting**

Following the IEP team meeting, a copy of the IEP and written notice of proposed or refused actions shall be given to the ~~parent and/or adult student~~ parent/adult student. IEPs and written notice should also be given to the ~~parent and/or adult student~~ parent/adult student whenever a change is made to the IEP or upon request.

Each general education teacher, special education teacher, related service provider, and any other service provider who is responsible for implementing any portion of the IEP shall have access to the IEP and be informed of his or her specific responsibilities. This includes being informed of any specific accommodations, adaptations, or supports that shall be provided to the student to ensure that the IEP is implemented appropriately.

### Section 3. IEP Reviews

#### A. Annual Reviews

Each student's IEP shall be reviewed at least annually by the IEP team, once every year (365 days). Meetings may be held any time throughout the school year as long as the IEP is reviewed annually and is in effect at the beginning of each school year. Either at or after the annual review, written notice that the new IEP changes will be implemented shall be provided to the ~~parent and/or adult student~~ parent/adult student.

The IEP review includes the following purposes:

1. to determine whether the student's annual goals have been achieved;
2. to revise the IEP if there is any lack of expected progress toward annual goals and in the general education curriculum, where appropriate;
3. to determine whether any additional assessments are necessary and to address the results of those conducted;
4. to address information about the student provided to, or by, the ~~parent and/or adult student~~ parent/adult student;
5. to address the student's anticipated needs;
6. to monitor the continuing eligibility of the student based on an evaluation or review of a variety of data, which may include formal or informal assessment, progress toward IEP goals and when applicable benchmarks/objectives;
7. to write a new IEP; and
8. to consider a reevaluation to determine if a student is no longer eligible and special education services should be discontinued.

#### B. IEP Amendments



In making changes to a student's IEP after the annual IEP meeting for a school year, the ~~parent and/or adult student~~ parent/adult student and the district may agree in writing not to convene an IEP meeting for the purposes of making such changes, and instead may develop a written document to amend the student's current IEP. The ~~parent and/or adult student~~ parent/adult student will be provided with a revised copy of the IEP with the amendments incorporated. The annual review date remains the date of the original IEP.

If the ~~parent and/or adult student~~ parent/adult student believes that the student is not progressing satisfactorily or that there is a problem with the current IEP, he or she may request an IEP team meeting. The district shall grant any reasonable request for such a meeting. If the district refuses to convene an IEP meeting requested by the ~~parent and/or adult student~~ parent/adult student, the district shall provide written notice to the ~~parent and/or adult student~~ parent/adult student, including an explanation of why the district has determined the meeting is unnecessary.

If any other member of the IEP team feels that the student's placement or IEP services are not appropriate, that team member may request an IEP team meeting.

Each general education teacher, special education teacher, related service provider, and any other service provider who is responsible for implementing any portion of the amended IEP shall have access to the amendment and be informed of his or her specific responsibilities.

#### Section 4. IEPs for Transfer Students

Idaho Administrative Procedures Act [IDAPA 08.02.03.109.04(f)] requires the new (receiving) district to request a copy of the eligibility documentation and most current IEP within two (2) school days. Within five (5) school days of receiving this information, the new district determines if a new assessment is required. In the meantime, if the parent agrees, an interim IEP may be developed and implemented. If there is no agreement, the student is placed in general education. Within fourteen (14) calendar days the receiving district will request the full educational record of the transferring student from the former school.

##### A. Transfer from an Idaho School District

When a student with a disability transfers school districts with a current IEP in Idaho, the district shall provide the student with FAPE. This includes services comparable to those described in the previously held IEP, in consultation with the ~~parent and/or adult student~~ parent/adult student, until such time as the district adopts the previously held IEP or develops, adopts, and implements a new IEP. The receiving district shall ~~promptly request records~~ request the eligibility documents and the most current IEP within two (2) school days from the sending district and once the district has formally received a request for a student's record from another Idaho district, the district shall forward copies or the original documents within 2 school days of the request. Within fourteen (14) calendar days the receiving district will request the full educational record of the transferring student from the former school. If originals are sent, the sending district shall maintain a copy for audit purposes.

Note: An IEP shall be developed and implemented if a new IEP cannot be developed within five (5) school days or if a reevaluation will be taking place.

### **B. Transfer from an Out-of-State District**

When a student with a disability transfers from out of state to an Idaho school district with a current IEP in that other state, the district shall provide the student with FAPE. This includes services comparable to those described in the previously held IEP, in consultation with the parent and/or adult student parent/adult student, until such time as the district conducts an evaluation, if determined necessary, and develops, adopts, and implements a new IEP.

If the district has formally received a request from an out-of-state school, the district shall request copies or the original documents within 10 days of the request. If originals are sent, the district shall maintain a copy for audit purposes.

### **C. Transfer to an Out-of-State District**

Within ten (10) school days of receiving a request from an out of state school district for copies of eligibility documentation and a transferring student's IEP, a district shall send the requested information to the receiving district.

## **Section 5. IEPs for Children from the Infant/Toddler Program**

### **A. Interagency Agreement and Protocols**

The school district, as the local lead agency for Part B, shall initiate the development of a signed interagency protocol with the regional Infant/Toddler Program (ITP) of the Department of Health and Welfare (DHW), the lead agency under Part C of the IDEA 2004. The protocol shall be in accordance with the current state Interagency Agreement for Early Childhood Special Education Services and Early Intervention for Children Ages Two through Five. See Appendix 5B.

The protocol will outline the obligations of each agency to ensure:

1. a smooth and effective transition of children served under Part C to early childhood special education services (ECSE) under Part B,
2. by the child's third birthday, eligibility for Part B services has been determined and an IEP or Individual Family Service Plan (IFSP) has been developed and implemented, and
3. each district and agency shall participate in transition planning conferences.

NOTE: A child, who turns three (3) after May 1, has been determined eligible for Part B services, and parental consent has been obtained for initial placement for Part B services, can be served as outlined in the IFSP by the ITP until school starts in the fall. This is the case unless specified differently in the local interagency protocol.

### **B. Part C to Part B Transition Planning**

In the case of a child who may be eligible for ECSE services, the district shall participate in a transition planning conference with the family arranged by the ITP. The conference will be conducted at least ninety (90) calendar days (and up to nine (9) months at the discretion of all parties) before the child's third birthday to discuss eligibility requirements under Part B of the IDEA 2004, needs and concerns of the child and family, and any services the child may receive.

For a complete and detailed description of all required transition activities, documentation and timelines, refer to Appendix 5B.

The ITP has the responsibility to:

1. notify the school district and SDE of potentially eligible children,
2. invite and coordinate a transition planning meeting to review the process to determine eligibility and assess service options available,
3. establish a plan for facilitating the transition of the toddler with a disability to early childhood special education services,
4. provide the district with a copy of the Child Outcome Summary Form (COSF) completed at exit, and
5. upon invitation, attend the initial IEP meeting.

The school district has the responsibility to:

1. make contact with the family and provide notice of procedural safeguards and written information about the Part B and early childhood special education services. This information may be provide in person, at a transition conference, or by mail.
2. attend and participate in the transition planning meeting,
3. determine eligibility and develop an IEP or IFSP prior to child's third birthday,
4. consider the Part C COSF exit outcome data ~~for~~ to help determine Part B early childhood entry outcome data,
5. invite ITP representatives, at the request of the parent, to the initial IEP meeting, and

6. obtain consent for initial provision of special education and related services under Part B.

### C. IEP or IFSP Required

1. By the child's third (3<sup>rd</sup>) birthday, the district shall have an IEP or IFSP in place for each student three (3) through five (5) years old who is eligible for ECSE services.
2. In developing the IEP, the IEP team shall consider the content of the IFSP including:
  - a. the ~~natural environments~~ least restrictive environment statement, and
  - b. the educational component that promotes school readiness, pre-literacy, language and numeracy skills
3. The IFSP may serve as the IEP of the child, if:
  - a. agreed by the district and the child's parents,
  - b. a detailed explanation of the differences between the IFSP and the IEP is provided to the parents (See Appendix 5B),
  - c. parental written informed consent is obtained, and
  - d. developed according to the IEP procedures outlined in Section 2 of this chapter. If the district elects to use an IFSP, the district is required to implement only the educational components of the IFSP.

### D. Consent and Notice Requirements

1. Notice Announcing Initial IEP Team Meeting: The district shall inform the parents of their rights to request the participation of ITP representatives at the initial IEP team meeting for children previously served by Part C.
2. Release of Information: The district shall obtain written parental consent for the release of information to obtain pertinent student records from non-educational agencies such as ITP, developmental disabilities agencies, medical providers, day-care centers, and Head Start.
3. Assessments: At the transition planning conference, if further assessments are necessary to determine eligibility, the student's present levels of academic and functional performance, and goals or services on the IEP, informed consent to evaluate is required. (Parental consent for assessment under Part B is required even though the parent may have given consent earlier under Part C). Otherwise, only

written notice to inform the parent of the district's decision to use the current evaluation data, and not to conduct any further assessments, shall be provided to the parent. The parent shall also be informed of his or her right to request additional assessments.

4. Consent for Initial Provision of Special Education and Related Services: Parental consent for the initial provision of special education and related services and written notice for the implementation of the IEP or IFSP under Part B is required. Eligibility, initial provision of services, and LRE placement shall be documented for Part B services.

#### **E. ~~Child's Status During Due Process Hearing Proceedings~~**

~~If an educational placement dispute arises involving a child transitioning from Part C to Part B, the child cannot remain in Part C services when he or she is over the age of three. If the child is found eligible for special education and related services under Part B and the parent consents to the initial provision of special education and related services, then the school district shall provide those special education and related services that are not in dispute between the parent and district until completion of all the hearing proceedings. If the parent does not give written consent for the special education or related services, the student will not receive services until completion of the hearing proceedings.~~

### **Section 6. Students with Disabilities in Adult Prisons**

The following requirements apply for students with disabilities ages eighteen (18) to the semester when they turn twenty-one (21) who are convicted as adults under Idaho law and incarcerated in adult prisons:

1. A student identified as a student with a disability, who is eligible for special education, and who is convicted as an adult and incarcerated in an adult prison, is not subject to Child Find, but if already identified is entitled to FAPE until age twenty-one (21).
2. The student will not participate in statewide assessments.
3. Transition planning and services do not apply if the student will remain in prison beyond the semester of his or her twenty-first (21<sup>st</sup>) birthday.

The IEP team may revise the student's IEP and placement, regardless of the LRE requirements, if the state has demonstrated a bona fide security or other compelling penological interest that cannot be otherwise accommodated.

THIS PAGE INTENTIONALLY LEFT BLANK

**Chapter 6**

**LEAST RESTRICTIVE ENVIRONMENT**

**Chapter Contents**

Section 1. Least Restrictive Environment Considerations .....104

Section 2. District Responsibility for Continuum of Settings and Services.....105

Section 3. Federal Reporting of LRE ..... 106

THIS PAGE INTENTIONALLY LEFT BLANK



## Chapter 6 Least Restrictive Environment

The ~~IDEA Individuals with Disabilities Education Improvement Act of 2004 (IDEA 2004)~~ states that, to the maximum extent appropriate, all students with disabilities, three (3) to twenty-one (21) years of age, are to be educated with age appropriate peers who are nondisabled, both with and without disabilities. This is known as the least restrictive environment (LRE). The LRE is the appropriate balance of settings and services to meet the student's individual needs. The district shall have an array of services and a continuum of educational setting options available to meet the individual LRE needs of each student.

An appropriate LRE is one that enables the student to make reasonable gains toward goals identified in an individualized education program (IEP) while being educated with peers who are nondisabled to the maximum extent appropriate as determined by the IEP team on a case by case basis. The student's IEP shall indicate the LRE for the student and explain to what extent, if any, the student will or will not participate in the general education classroom environment, the general education curriculum, and extracurricular or other nonacademic activities. This provision includes students with disabilities placed in public or private institutions or other care facilities.

Special classes, separate schooling, and other removals of a student with a disability from the general education environment may occur only when the nature or severity of the disability is such that education in the general education class, even with the use of supplementary aids and services, cannot be achieved satisfactorily.

### Section 1. Least Restrictive Environment Considerations

#### A. When to Make and Review Placement Decisions

1. Placement decisions for a student with a disability are made following the determination of the individual needs, goals, and required services.
2. Placement decisions are revisited at least annually by the IEP team, which includes ~~the parent and/or adult student~~ parent/adult student and other persons knowledgeable about the student, the meaning of the evaluation data, and the placement options available ~~in the district.~~
3. Placement decisions are reconsidered, as appropriate, when an IEP team is convened to review a student's academic, functional, or developmental progress.

#### B. Considerations in Placement Decisions

LRE decisions are made individually for each student. The IEP team shall consider the following when determining the LRE in which the IEP can be implemented:

1. IEP Goals and Services: The student's IEP goals and services are ~~is~~-developed prior to the determination of the ~~location~~ of services and settings. The services and settings needed by each student with a disability must be based on the student's ~~IEP and~~ unique needs that result from his or her disability, not on the student's category of disability.
2. Age Appropriate Peers: Students with disabilities shall be educated with age-appropriate peers to the maximum extent appropriate. A student with a disability is not removed from age-appropriate general education environments solely because of needed accommodations and/or adaptations in the general education curriculum.
3. School of Attendance: A student with a disability shall be educated in the school as close as possible to the student's home and unless the IEP requires some other arrangement, the student is educated in the school he or she would attend if not disabled.
4. Harmful Effects: Consideration shall be given to any potential ~~current or long term~~ harmful effect on the student or on the quality of services the student needs, ~~including the student's ability to graduate and achieve their post high school goals.~~
5. Accommodations and/or Adaptations: A student with a disability is not removed from general education settings solely because of needed accommodations and/or adaptations in the general education curriculum.
6. Participation in Nonacademic and Extracurricular Services and Activities:
  - a. A student with a disability shall be allowed to participate with students without disabilities in nonacademic and extracurricular services and activities to the maximum extent appropriate. These services and activities may include meals, recess, field trips, counseling services, athletics, transportation, health services, recreational activities, special interest groups or clubs sponsored by the district, referrals to community agencies, career development, and assistance in making outside employment available.
  - b. The IEP team determines the supplementary aids and services that are appropriate and necessary for the student to participate in nonacademic settings and extracurricular services and activities.

### C. Documentation of Placement Decisions

If the student will not participate *entirely* in the general education classroom, curriculum, and/or nonacademic and extracurricular activities, the IEP shall include a written explanation justifying the IEP team's decisions including the consideration of supplementary aids and services. The district shall provide the parent/adult student with prior written notice whenever the IEP team proposes to change or refuses to change the educational placement of the student.

## Section 2. District Responsibility for Continuum of Settings and Services

The continuum of settings includes instruction in general classes, special classes, special schools, home instruction and instruction in hospitals and institutions. In addition, the continuum makes provision for supplemental services, such as resource services or itinerant instruction, to be provided in conjunction with the general classroom. In determining appropriate settings and services for a student with a disability, the IEP team shall consider the student's needs and the continuum of alternate placements and related services available to meet those needs. Regardless of placement, the student shall be given appropriate access to the general education curriculum, as determined by the IEP team. The district shall be able to justify the available continuum of services and placement decisions for individual students.

All LRE considerations also apply to preschool students ages three (3) to five (5) years with disabilities who are entitled to receive a free appropriate public education (FAPE). Settings for implementing IEPs for students of legal kindergarten-age are the same as for all other school-age students. Settings for implementing IEPs for preschool-age students may include public or private early childhood programs. Public schools that do not operate early childhood programs for preschool students without disabilities are not required to initiate such programs solely to satisfy LRE requirements. IEP teams in Public public schools that do not have an inclusive public preschool that can provide all the appropriate services and supports to meet the individual needs of preschool students with disabilities, shall explore alternative methods to ensure LRE requirements are met for preschool students ages three (3) to five (5) years, which may include:

1. providing opportunities for participation (even part-time) of preschool students with disabilities in public or private regular early childhood programs operated for preschool students without disabilities by other agencies, such as Head Start;
2. placing preschool students with disabilities in the following:
  - a. private early childhood programs for preschool students *without* disabilities; or,
  - b. private early childhood programs or other community-based early childhood settings that integrate students *with and without* disabilities; and,
3. locating classes for preschool students with disabilities in elementary schools.

See Chapter 11 for information regarding prior written notice requirements that apply to proposed or refused changes in educational placement.

## Section 3. Federal Reporting of LRE

The IEP includes a section for reporting the educational environments required for the Federal ~~December 1~~ Child Count (annual report of children served collected on any date between October 1 and December 1 of each year). This section is for reporting the amount of time the student spends in the general education environment, with or without special education and related services. After determining the LRE and the educational environments in which the student will receive their general education instruction and special education services, the IEP team will document the educational environment for federal reporting.

**Chapter 7**

**DISCONTINUATION OF SERVICES, GRADUATION, AND GRADING**

**Chapter Contents**

<u>Section 1. Discontinuation of Services .....</u>	<u>109</u>
<u>Section 2. Graduation .....</u>	<u>111</u>
<u>Section 3. Transcripts and Diplomas.....</u>	<u>113</u>
<u>Section 4. Grades, Class Ranking, and Honor Roll .....</u>	<u>113</u>

THIS PAGE INTENTIONALLY LEFT BLANK

**Chapter 7**  
**Discontinuation of Services, Graduation, and Grading**

**Section 1. Discontinuation of Services**

**A. Students Who Are No Longer Entitled to Services**

The district will follow appropriate procedures to discontinue special education services to students who are no longer entitled to those services.

1. Student No Longer Meets Eligibility Criteria

If it is suspected that a student no longer meets the eligibility criteria for the IDEA Individuals with Disabilities Education Improvement Act of 2004 (IDEA 2004), the evaluation team will conduct a reevaluation and arrange to have additional assessments conducted if necessary. If the student is no longer eligible under the Idaho eligibility standards, the district will provide the ~~parent and adult student~~ parent/adult student with written notice of this decision prior to discontinuing special education services.

2. Student Completes Requirements for a High School Diploma

The district's obligation to provide special education services ends when the student meets the district and State requirements that apply to all students for receipt of a regular high school diploma without adaptations. Although this is considered a change of placement, a reevaluation is not required. Prior to graduation and the discontinuation of special education services the district shall:

- a. provide the ~~parent and/or adult student~~ parent/adult student with written notice of the district's obligation to provide special education services ends when the student obtains a regular high school diploma; and
- b. provide the ~~parent and/or adult student~~ parent/adult student with a written summary of academic achievement and functional performance which shall include recommendations to assist the student in meeting his or her postsecondary goals. This summary is known as the Summary of Performance (SOP).

3. Student Reaches Maximum Age

For students who have not yet met their district's high school graduation requirements ~~graduated from high school by meeting requirements without adaptations to regular graduation requirements~~, the district's obligation to provide special education services ends at the completion of the semester in which the student turns twenty-one (21)

years of age. This is considered a change of placement that does not require a reevaluation. If a student is turning twenty-one (21), the district shall:

- a. provide the ~~parent and/or adult student~~ parent/adult student with written notice the district's obligation to provide special education services ends at the completion of the semester in which the student turns twenty-one (21) years of age; and,
- b. provide the ~~parent and/or adult student~~ parent/adult student written summary of academic achievement and functional performance which shall include recommendations to assist the student in meeting his or her postsecondary goals. This summary is known as the Summary of Performance (SOP).

### **B. Change in District Obligation to Provide Services**

Under certain circumstances, a student may continue to be eligible for special education services, but the district's obligation to provide services changes.

#### 1. Transfer to Another District

When a student is no longer a legal resident of ~~moves out of~~ the district, the district will forward the student's special education records electronically or by mail within ten (10) calendar days of the request from the new district. The records shall include, at least, the student's most recent individualized education program (IEP) and eligibility documentation. The sending district will retain copies or originals of the most recent six (6) years of programmatic and fiscal records, including IEPs and eligibility documentation. During an audit, Child Count verification, or monitoring, this documentation may be needed to demonstrate that the student was eligible for special education and received special education services from the district.

#### 2. Enrollment in Private School or Receives Homeschooling

When a ~~parent and/or adult student~~ parent/adult student withdraws a student from public school and enrolls him or her in a private school or provides homeschooling, the district's responsibilities vary depending on the circumstances. See Chapters 2 and 9 for more information.

#### 3. Dropouts

When a student drops out of school, written notice will be sent to the ~~parent and/or adult student~~ parent/adult student and a copy of the notice will be placed in the student's special education confidential file. If the student reenrolls and is still eligible for special education, the previous IEP can be implemented if it is current and appropriate. A new IEP shall be developed if needed.



**C. ~~Parent and/or Adult Student~~ Parent/Adult Student Revokes Consent for Special Education Services**

When a ~~parent and/or adult student~~ parent/adult student revokes consent for special education services in writing, prior written notice shall be provided specifying when the special education and related services will cease. Note: A parent/adult student has the right to revoke consent for IEP services in their entirety, not service by service. Written notice shall be sent to the parent and/or adult student following the determination of whether or not the student is still eligible to receive special education services. The written notice shall include a statement indicating the district stands ready, willing, and able to provide FAPE should the student remain eligible for special education services.

**Section 2. Graduation**

Graduation means meeting district and State requirements for receipt of a high school diploma. If a student is not granted a regular high school diploma or if the high school diploma is granted based on completion of adapted graduation requirements, the student is entitled to receive a free appropriate public education (FAPE) through the semester in which he or she turns twenty-one (21) years of age or determined no longer eligible as a result of a reevaluation. A General Education Development (GED) certificate does not meet district requirements that are comparable to a regular high school diploma. The IEP team making these decisions shall include a district representative knowledgeable about State and local graduation requirements.

**A. Individualized Education Program (IEP) Team Requirements regarding Graduation:**

1. ~~D determine~~ D determine whether the student will meet all state and local requirements to be eligible to graduate from high school and anticipated graduation date-;
2. ~~D develop~~ D develop the course of study in collaboration with the Parent Approved Student Learning Plan required for every student prior to the end of eighth (8<sup>th</sup>) grade. The Student Learning Plan will be reviewed annually and may be revised at any time;
3. ~~B beginning~~ B beginning no later than the end of the student's ninth (9<sup>th</sup>) grade, the IEP team shall review annually the student's course of study. The IEP team shall identify and make changes to the course of study needed for the student to meet graduation requirements and become a contributing member of society;
4. ~~The IEP team shall~~ document any accommodations and adaptations made to the district's and State's regular graduation requirements on the student's behalf.

- a. Graduation Requirements with Accommodations

**STATE DEPARTMENT OF EDUCATION  
NOVEMBER 30, 2015**

Idaho Special Education Manual Chapter 7: Discontinuation of Services, Graduation & Grading

Accommodations to graduation requirements are determined by the IEP team and are deemed necessary for the student to complete graduation requirements. Further:

- 1) Accommodations to graduation requirements must specifically address completion of the student's secondary program.
- 2) Accommodations will maintain the same level of rigor to the district and State graduation requirements. For example, a teacher may use different instructional strategies or alternate methods for assessing the student's acquisition of skills that are equally rigorous.
- 3) Accommodations made to any district or State graduation requirement shall be stated in the student's IEP.

b. Graduation Requirements with Adaptations

Long-term consequences for the student shall be considered when adaptations are made to graduation requirements. Further:

- 1) Adaptations to graduation requirements shall specifically address completion of the student's secondary program.
- 2) Adaptations may alter the level of rigor required in the district or State graduation requirements. Examples of adaptations include changes made to course content, objectives, or grading standard that alter the level of rigor.
- 3) Adaptations of any district or State graduation requirement shall be stated on the student's IEP. The team shall ~~should~~ discuss with the parents the effect of adaptations on regular education diploma and FAPE.

5. Demonstration of Proficiency of State Content Standards State Board of Education rule (IDAPA 08.02.03.105-~~03~~ 06) requires ~~a demonstration of proficiency regarding the 10th Grade Idaho Content Standards as a condition of graduation that each student achieve a proficient or advanced score on the Grade 10 Idaho Standards Achievement Test (ISAT) in math reading and language usage in order to graduate.~~ Each student's IEP ~~receiving special education services~~ will include ~~as part of his or her IEP~~ a statement of how the student will demonstrate proficiency ~~in~~ on the Idaho Content Standards Grade 10 Idaho Standards Achievement Test as a condition of graduation. If the method to demonstrate proficiency is different than meeting proficient or advanced scores on the high school ISAT or the ISAT-Alt, a student with an IEP may meet this requirement by:

- a. achieving the proficient or advanced score on the Idaho Standard Achievement Test (ISAT) or, for eligible students, on the Idaho Standard Achievement Test – Alternate (ISAT-Alt); or

- b. ~~using the local alternate route established by the local school board as an alternate method of demonstrating proficiency on the content standards through some other locally established plan; or~~
- c. ~~completing having an IEP that outlines alternate graduation requirements for graduation or documents assessment adaptations (adaptations that will invalidate the assessment score). outlined in the IEP.~~

## **B. Graduation Ceremonies**

A special education student who completes his or her secondary program through meeting graduation requirements or criteria established on his or her IEP will be afforded the same opportunity to participate in graduation ceremonies, senior class trips, etc., as students without disabilities. It should be noted the participation in his or her graduation ceremony does not, in and of itself, equate to the receipt of a regular high school diploma or completion of their secondary program.

## **Section 3. Transcripts and Diplomas**

### **A. Transcript**

The transcript serves as a record of individual accomplishments, achievements, and courses completed. Transcripts shall adhere to the following conditions:

1. Accommodations that allow the student to complete and demonstrate that he or she has met graduation requirements will not be noted on the transcript.
2. Adapted course work may be noted on the transcript if the ~~parent and/or adult student~~ parent/adult student is informed in advance and the designation is not discriminatory or identify the student as having a disability or receiving special education.
3. Course designations, titles, or symbols that are used solely to identify adapted course work that is taken by students with disabilities will not be used.

### **B. Diploma**

1. For students who are eligible for special education services, the district will ~~issue a~~ use a regular high school diploma at the completion of their secondary program through meeting graduation requirements or criteria established on his or her IEP; this includes students who meet the graduation requirements with accommodations and/or adaptations.

2. A modified or differentiated diploma or certificate may not be used for students who are eligible for special education unless the same diploma or certificate is granted to students without disabilities in the same graduating class.

#### **Section 4. Grades, Class Ranking, and Honor Roll**

Grades earned by students with disabilities will not be categorically disregarded or excluded from district wide grade point average (GPA) standing. The district may establish objective criteria for class rankings, honors, etc., that weight courses according to degree of difficulty or exclude non-core courses so long as such practices are nondiscriminatory. ~~The district may use contracts with a student to establish grading criteria.~~

**Chapter 8**

**CHARTER SCHOOLS**

**Chapter Contents**

<u>Section 1. Definition and Parent/Student Rights .....</u>	<u>116</u>
<u>Section 2. Responsibility for Services .....</u>	<u>117</u>
<u>Section 3. Essential Components of a Special Education Program .....</u>	<u>118</u>
<u>Section 4. Charter Schools and Dual Enrollment .....</u>	<u>119</u>
<u>Section 5. Funding .....</u>	<u>119</u>

THIS PAGE INTENTIONALLY LEFT BLANK

## Chapter 8

### Charter Schools

Federal law requires that students with disabilities be offered educational choices comparable to those offered to students without disabilities. One of these choices is the opportunity to attend a public charter school. Each public charter school, whether a charter school within a district (LEA) or a charter school LEA (Local Education Agency), shares in the obligation to accept and appropriately serve students with disabilities under the ~~Individuals with Disabilities Education Improvement Act of 2004 (IDEA2004)~~ IDEA in the same manner as any other public school.

The LEA charter school board of directors is required to adopt and ensure that the LEA implements this Manual.

#### Section 1. Definition and Parent/Student Rights

##### A. Definition of Charter Schools

In Idaho, a charter school is a public school authorized by Chapter 52, Title 33-5205, Idaho Code. A charter school operates as a nonprofit, publicly funded, nonsectarian school in one of ~~two~~ three ways:

1. as a school within a district, if authorized by the local board of trustees of a school district (LEA); ~~or~~
2. as a school authorized by the district, but operating as a separate LEA; or
3. as its own LEA, if authorized by the Idaho Public Charter School Commission or a college or university.

A charter school is bound by the conditions of its charter, ~~all federal laws, and Idaho Code and~~ applicable state and federal law.

##### B. The Rights of Charter School Students and Their Parents

~~A charter school student is a public school student. Students with disabilities who attend charter schools and their parents have all of the same rights granted to students who attend other public schools. These rights are provided under the IDEA 2004; the Elementary and Secondary Education Act (ESEA), reauthorized as the No Child Left Behind Act (NCLB); Section 504 of the Rehabilitation Act (Section 504), the Americans with Disabilities Act (ADA); and the Family Education Rights and Privacy Act (FERPA). Idaho law specifically states that charter schools cannot discriminate against any student on any basis prohibited by federal or state constitutions or any federal, state, or local law. Under Idaho State Law, the charter of an authorized charter school outlines specific mission statements, policies and procedures.~~

**STATE DEPARTMENT OF EDUCATION  
NOVEMBER 30, 2015**

Idaho Special Education Manual Chapter 7: Discontinuation of Services, Graduation & Grading

A charter school student is a public school student. Students with disabilities who attend charter schools and their parents have all of the same rights granted to students who attend other public schools. These rights are provided under the IDEA 2004: the Elementary and Secondary Education Act (ESEA), reauthorized as the No Child Left Behind Act (NCLB); Section 504 of the Rehabilitation Act (Section 504), the Americans with Disabilities Act (ADA); and the Family Education Rights and Privacy Act (FERPA). Idaho law specifically states that charter schools cannot discriminate against any student on any basis prohibited by federal or state constitutions or any federal, state or local law.

1. Charter schools must have open enrollment that includes:
  - a. giving all students an equal opportunity to attend
  - b. being open and accessible to all students, including students with disabilities; and
  - c. admitting students on the basis of a lottery if more students apply for admission than can be accommodated
  
2. A charter school shall not adopt an admission standard, policy or procedure that would have the effect of prohibiting or discouraging a student with a disability from enrolling or attending, or have the effect of prohibiting or discouraging a parent of a student with a disability from enrolling his or her child in the charter school by:
  - a. establishing an examination or other academic criteria for admission;
  - b. requiring any activity in which the school is unwilling to accommodate or adapt their curriculum or academic standards to meet the needs of the student with a disability; and
  - c. requiring any activity in which the school suggests implicitly or explicitly that another school district would be a better placement or more capable of providing special education services or delivering education instruction (commonly referred to as “counseling out”).
  
3. A charter school must provide every student with a disability a Free and Appropriate Public Education (FAPE), which shall include appropriate special education services starting the first day of school or upon the first day the student enrolls and begins attending school.

Under Idaho State Law, the charter of an authorized charter school outlines specific mission statements, policies and procedures, and the manner by which special education services will be provided.



## Section 2. Responsibility for Services

### A. Charter School Authorized by the District and not an LEA (See definition in Section 1.A.1)

The district is ultimately responsible to ensure that the requirements of the IDEA 2004 are met with respect to students attending charter schools authorized by the district. A charter school's compliance with the IDEA 2004, Part B, is required regardless of whether the charter school receives any Part B funds.

1. To ensure that a charter school authorized by the district meets the IDEA 2004 requirements, the district shall ensure services to students with disabilities attending the charter schools are provided in the same manner as the district serves students with disabilities in its' other schools, including providing supplementary and related services onsite at the charter school to the same extent to which the district has a policy or practice of providing such services on the site to its' other public schools.
2. The district shall have information on file with the State Department of Education (SDE) that demonstrates students with disabilities who attend charter schools authorized by the district will receive special education and related services from either the district or the charter school (or a combination of both).
3. The district will ensure that its charter schools participate in all monitoring activities conducted by the SDE.
4. The district shall provide Part B funds and comparable services to the charter school within the district on the same basis as it provides such funds to other public schools within the district.

### **B.** Charter School Operating as an LEA (See definition in Section 1.A.2)

~~Only the Idaho Public Charter School Commission, has the authority to allow the creation of a public charter school that operates as an LEA.~~ Charter schools authorized by the Idaho Public Charter School Commission or a college or university are automatically LEAs. A district authorized school may with the approval of the district become an LEA. A charter school LEA, whether virtual or brick-and-mortar or combination thereof, has an obligation to accept and appropriately serve students with disabilities and is solely responsible to ensure that the requirements of the IDEA 2004 are met with respect to students enrolled. Compliance with the IDEA 2004, Part B, is required regardless of whether the public charter school receives any Part B funds. A charter school LEA shall:

1. participate in all monitoring activities conducted by the SDE; and,

2. in its first year of operation, participate in an onsite technical assistance visit by an SDE special education ~~monitoring~~ team to ensure that the essential components of a special education program are in place.

### Section 3. Essential Components of a Special Education Program

The Idaho charter school law requires each petition for a charter to describe the manner by which special education and related services will be provided to eligible students with disabilities.

Prior to approving a petition for a charter school, the authorizing entity—~~either the district or the Idaho Public Charter School Commission~~—shall ensure the petition includes:

1. Provisions for nondiscriminatory enrollment procedures to be publically displayed on the charter school's website and in the charter school's enrollment application form. ~~Nondiscriminatory enrollment procedures to be publically displayed on the charter school's website and in the charter school's enrollment application form.~~
2. Adequate plans, policies, procedures, contractual or other arrangements, and budget to ensure that students with disabilities attending the charter school will receive special education and related services that meet all the requirements of the IDEA 2004. The petition should describe how the charter school ~~and its authorizing entity~~ will:
  - a. have special education and related services as identified in student IEPs, in place by the first day of the school year;
  - b. conduct Child Find activities and evaluations;
  - c. develop, review, and revise IEPs in accordance with state and federal law;
  - d. employ and use highly qualified special education personnel;
  - e. meet LRE requirements;
  - f. implement the IDEA 2004 discipline procedures; and
  - g. protect student and parent rights.
3. Provisions to employ special education and related services professionals who are appropriately licensed and/or certificated for the duties they are assigned.
4. A provision for professional development plan for the training needs of special education personnel as well as general education teachers in order to meet the needs of students with disabilities who are enrolled in the charter school.

5. A plan that ensures access to charter school programs, as required by the ADA. This plan may include the actual location of the school, classrooms, and settings within the classrooms to permit access by students with disabilities.
6. A transportation plan for special education students who may, because of the nature of their disabilities, be entitled to specialized transportation as a related service, even if the charter school does not provide transportation to other students.
7. Provisions for notifying the authorizing entity in the event that a ~~formal~~ state complaint or due process hearing request is filed by or on behalf of a charter school student.

#### Section 4. Charter Schools and Dual Enrollment

~~The Board of Trustees of a district shall adopt procedures governing dual enrollment. The parent or guardian of a student of school age who is enrolled in a public charter school shall be allowed to enroll the student in a public non-charter school for dual enrollment purposes. Any charter school student participating in dual enrollment may enter into any program in the non-charter public school that is available to other students. Special education services (specially designed instruction and related services designed to meet the unique needs of a student with a disability) will be provided as appropriate only in conjunction with enrollment in academic or non-academic programs so the students can meet the education standards of the district.~~

Under Idaho Code, section 33-204, parents of public charter school students “shall be allowed to enroll the student in a public school for dual enrollment purposes.” Special education services (specifically designed instruction and services calculated to meet the unique needs of a student with a disability) shall be the obligation of the public charter school. The district shall allow public charter school students who are eligible for special education and who are otherwise qualified to participate in school programs under the dual enrollment law to:

1. enroll in general education courses under the same criteria and conditions as students without disabilities; and
2. receive accommodations in the general education courses for which they are enrolled on a 504 plan, if needed.

Public charter school students may not dually enroll solely for special education. The Board of Directors/Trustees of the public charter school and the traditional school district shall adopt procedures governing dual enrollment.

For detailed requirements and responsibilities governing dual enrollment of charter school students, see Idaho Code, section 33-203-.

## Section 5. Funding

### A. State Funds

The SDE will make apportionment payments (from state general funds) to each charter school based on attendance figures. The SDE will pay state funds directly to charter schools using the funding formula described in state law. A charter school may also be eligible for the following funds:

1. state funds for special education students who live in licensed group, foster, or personal care services homes under the provision of Idaho Code 33-1002B;
2. district-to-agency contract funds under a provision of Idaho Code 33-2004;
3. funds to serve high numbers of students with emotional disturbance under Idaho Code 33-2005; and
4. state enhancement funding sources.

### B. Federal Funds

The SDE disburses federal flow-through funds to all authorized local education agencies (LEA<sup>2</sup>s).

1. Charter School Authorized by the District as Part of a District (not an independent LEA)

The district provides funds under Part B to those charter schools that are part of the district on the same basis as the district provides funds and comparable services to the other public schools. This includes proportional distribution based on relative enrollment of students with disabilities. This distribution is made at the same time as the district distributes funds to their other public schools and must be consistent with Idaho's charter school law. The individual school's approved charter will identify whether the district will provide funding or services of comparable value.

- a. The amount of funds or comparable services will generally be equal to the per student amount the district is allocated from the SDE in the current year multiplied by the charter school's ~~December~~ Child Count from the **previous** school year.
- b. Under certain circumstances the district shall allocate Part B funds to an eligible charter school based on the number of special students enrolled and served in the **current** school year.

**STATE DEPARTMENT OF EDUCATION  
NOVEMBER 30, 2015**

Idaho Special Education Manual Chapter 7: Discontinuation of Services, Graduation & Grading

- 1) The district will allocate funds to a charter school within 5 months of opening or significantly expanding its enrollment if the charter school notifies the district at least 120 calendar days before it opens or significantly expands its enrollment due to a significant event that is unlikely to occur on a regular basis (such as the addition of one or more grades or educational programs in major curriculum areas), and it takes place before February 1.
  
  - 2) When these conditions are met, the district will allocate funds to the charter school as follows:
    - i. If the opening or expansion occurs prior to November 1, the charter school will be allocated funds in the current school year based on the current school year's ~~December~~ Child Count.
  
    - ii. If the opening or expansion occurs after November 1 but before February 1, the charter school will be allocated a pro-rata share of funds in the current school year based on the number of enrolled special education students with active IEPs 30 days after the opening or expansion. The pro-rata share will be the number of days the charter school will be open or expanded, divided by the number of days in the school year, multiplied by the number of special education students.
  
  - 3) If the opening or expansion occurs on or after February 1, the charter school will be allocated funds in the following school year based on the **following** school year's ~~December~~ Child Count.
- c. For school districts that have authorized a virtual charter school and the charter school's students are enrolled in the district but live outside district boundaries and receive education outside the district, the SDE will determine the district's Part B funding in the following way:
- 1) The calculation of the district's allocation will be made exclusive of the charter school's enrollment and special education enrollment (student count).
  
  - 2) After calculating the allocations for all districts using the federal funding formula and the distribution formula for any supplemental award, the SDE will determine the statewide average per-student allocation.
  
  - 3) The SDE will add to the district's base allocation an amount equal to the statewide average per-student allocation times the number of

**STATE DEPARTMENT OF EDUCATION  
NOVEMBER 30, 2015**

Idaho Special Education Manual Chapter 7: Discontinuation of Services, Graduation & Grading

students with disabilities enrolled in and determined to be eligible for and receiving special education services.

4-

2. Charter School Operating as an LEA

Public charter schools that are LEA's are responsible for adopting and implementing approved policies and procedures for special education and providing an assurance that funds will be used in accordance with Part B allowable uses.

- a. In the second and subsequent years of operation, Charter School LEAs will be allocated Part B funds in the same manner as all school districts – in accordance with the federally prescribed funding formula for the distribution of flow through funds.
- b. The policy for providing federal special education funds to new charter LEAs in the first year of operation, as required by federal regulation, includes the following steps:
  - 1) The LEA submits its ~~December 1~~ Child Count as required by IDEA 2004.
  - 2) A SDE Special Education monitoring team visits the new LEA to review the files of the students reported on the Child Count.
  - 3) The monitoring team determines the number of students meeting all eligibility requirements and receiving appropriate special education and related services.
  - 4) Based upon the number of students determined to be eligible, amounts of first- year Part B funds for allocation to the charter LEA are calculated as follows:
    - i. The statewide average per-student amount of Part B funding in the current year is determined.
    - ii. That amount is multiplied by the number of students who meet all eligibility requirements and are receiving appropriate special education services to determine the total allocation.
  - 5) The charter LEA then shall complete the Part B application documents. These include:
    - i. Assurances and Policies and Procedures Adoption
    - ii. Maintenance of Effort Assurance

**STATE DEPARTMENT OF EDUCATION  
NOVEMBER 30, 2015**

Idaho Special Education Manual Chapter 7: Discontinuation of Services, Graduation & Grading

- iii. Title Part B Budget Form
- 6) Once the application is submitted and approved, the charter LEA may begin drawing down these funds for the approved special education purposes.

This page left intentionally blank



**Chapter 9**  
**PRIVATE SCHOOL STUDENTS**

**Chapter Contents**

Section 1. Definitions of Private School Placements .....125

Section 2. Students Voluntarily Enrolled by Parents .....126

Section 3. Students Placed by the District.....133

Section 4. Dual Enrollment of Private School Students by Parents.....134

Section 5. Unilaterally Placement of Students by their Parents when FAPE is an Issue.....134

**Documents:**

*Affirmation of Consultation with Private School Officials and Representatives of Parents* .....138

This page left intentionally blank

## Chapter 9 Private School Students

Note: For the purposes of this manual, the term “private school student” is the same as a “nonpublic school student.” A homeschooled student is not considered a private school student. A student who is enrolled in a virtual public school is not considered a homeschooled student for the duration that they attend that virtual public school.

The ~~IDEA Individuals with Disabilities Education Improvement Act of 2004 (IDEA 2004)~~ and Idaho Administrative Code includes the following:

- statutory and regulatory language, which states that students who are voluntarily enrolled in private schools are not entitled to all of the same services, including the right to a free appropriate public education (FAPE), as public school students;
- district responsibilities for special education students under Idaho’s dual enrollment law; and
- the legal requirements that come into play when a parent unilaterally enrolls his or her child in a private school and asks the district for reimbursement of these costs.

### Section 1. Definitions of Private School Placements

In order to describe the district’s responsibilities for serving private school students, it is helpful to distinguish three separate ways that students are placed in private schools. These are defined by who enrolls or places the student in a private school and why.

#### A. Definition of Voluntary Enrollment by a Parent

A parent may choose to enroll his or her child in a private school for a variety of personal reasons, such as to obtain a religious education, to attend a school with a particular philosophy or curriculum, or because the parent is dissatisfied with the services offered or provided by the district. This is considered a voluntary enrollment. See Section 2 and Section 4 of this chapter for district responsibilities. Note: The IDEA distinguishes between for profit and nonprofit private schools. If a student is placed in a for profit private school by their parents the service plan provisions do not apply.

#### B. Definition of District Placement

At times, the district may place a student in a private school or facility to fulfill its obligation to provide FAPE. These placements are always made by an individualized education program (IEP) team in accordance with the requirements of Section 3 of this chapter.

### **C. Definition of Unilateral Placement of Students with Disabilities by their Parents when FAPE is an Issue**

A parent may ~~withdraw a student with a disability from a public school and then enroll the a~~ student in a private school or provide services from a private provider at ~~parent~~ parental expense because ~~he or she believes the district has not provided FAPE in a timely manner~~. The parents may ~~attempt to~~ initiate a due process hearing to seek reimbursement for the costs associated with the placement from the district. All students who are placed by a parent when FAPE is an issue are also voluntarily enrolled in a private school. Specific information regarding a parent's request for reimbursement of costs of student enrollment in a private school in this situation is included in Section 5 of this chapter.

## **Section 2. Students Voluntarily Enrolled by Parents**

### **A. District Consultation with Private School Representatives** (may be done in coordination with Title 1 requirements for consultation)

To ensure timely and meaningful consultation a district will consult with private nonprofit elementary and secondary school representatives and representatives of parents of parentally placed private school students with disabilities during the design and development of special education and related services for the students. The consultation process shall include;

1. Child Find: The Child Find process and how parentally placed private school children suspected of having a disability can participate equitably, including how parents, teachers, and private school officials will be informed of the process.
2. Proportionate Share of Funds: The determination of the proportionate amount of federal special education funds available to serve parentally placed private school children with disabilities under this subparagraph, including the determination of how the amount was calculated. Refer to Section 2G of this chapter for information regarding the calculation of the proportionate share of funds.
3. Determination of Special Education and Related Services: Given the amount of funds to be dedicated by the district, the discussion will include the consideration of how, where, and by whom special education and related services will be provided for parentally placed private school students with disabilities, including:
  - a. types of services, including direct services and alternate service delivery mechanisms;
  - b. how such services will be apportioned if funds are insufficient to serve all students;
  - c. how and when these decisions will be made; and
  - d. how the provided services will be evaluated.

4. Ongoing Communication: Clarify how the private school and district will operate throughout the school year to ensure that parentally placed private school students with disabilities identified through the Child Find process can meaningfully participate in special education and related services. Annual consultation is not required to make these decisions. The district determines the period between consultations based on changing circumstances within the district, such as significant changes in the total amount of funds to be expended and/or the number and location of private school students with disabilities.
5. Written Affirmation: When timely and meaningful consultation has occurred:
  - a. the district will obtain a written affirmation signed by the representatives of participating private schools;
  - b. if the representatives do not provide the affirmation within a reasonable period of time the district will forward the documentation of the consultation process to the State Department of Education (SDE).
6. District Decisions: Following consultation with the private school representatives, the district will make final decisions concerning items a-d addressed above in number 3.
7. Written Explanation by the District Regarding Services: If the district disagrees with the views of the private school officials on the provision of services or the types of services, whether provided directly or through a contract, the district will provide to the private school officials a written explanation of the reasons why the district chose not to provide services directly or through a contract.

## **B. Compliance with Consultation Process**

1. General Compliance: A private school official has the right to submit a complaint to the SDE that the district:
  - a. did not engage in consultation that was meaningful and timely; or
  - b. did not give due consideration to the views of the private school official.
2. Procedure for Complaint
  - a. If the private school official wishes to submit a complaint, the official will provide the basis of the complaint to the SDE Special Education Office of Dispute Resolution.
  - b. The district will forward the appropriate documentation to the SDE.

- c. The SDE will render a written decision whether the district complied with the consultation process requirements.
- d. If the private school official is dissatisfied with the decision of the SDE, the official may submit a complaint to the Secretary of the US Department of Education by providing the basis of the complaint against the district to the Secretary, and the SDE will forward the appropriate documentation to the Secretary.

### C. Child Find Requirements

The district shall have an ongoing Child Find system to locate, identify, and evaluate all students with disabilities ages three (3) through twenty-one (21) who are educated within the district's geographic boundaries. This includes students who have been placed by a parent in a private nonprofit elementary or secondary school (including a religious school) located in the district regardless of the student's state or local residency. Note: Parents can also ask the district of residence (assuming it is different than the district where the private school is located) to evaluate their student. Both districts would have Child Find responsibilities and cannot share information between the districts without written parental consent. The district of residence would have Child Find responsibilities for students placed in for-profit schools and for children aged three (3) to five (5).

The Child Find process will be designed to encompass the following:

1. The Child Find process will ensure the equitable participation of parentally placed private and homeschool students with disabilities.
2. Child Find activities for private school students will be similar to Child Find activities for public school students, which include the evaluation process within comparable timelines.
3. The district will consult with private school representatives and representatives of parents who place their children in private schools regarding the Child Find procedures.

Note: The cost of Child Find is not counted toward the pro-rated proportionate share that the district must spend on services.

### D. Annual Count of Eligible Students

The district shall conduct an annual count ~~on December 1~~ of eligible students and report to the State Department of Education the number of private school children evaluated, the number found eligible and the number who are provided with special education services. Students aged three (3) to five (5) must have their special education services identified on an IEP since Idaho does not have state-funded preschool programs. This includes 3-5 year olds identified through the

~~child find process that are enrolled in private schools that meet the definition of an elementary school.~~ This count will be used to determine the amount of funds the district shall expend providing special education and related services to private school students in the next school year (see Section 2E). The district will consult with representatives of private school students to determine how to conduct the count.

### **E. Provision of Services**

Provision of services applies to all eligible students who attend non-profit private elementary and secondary schools within the district's geographical boundaries regardless of where they reside. Parentally placed private school students with disabilities do not have an individual right to receive some or all of the special education and related services that the student would receive if enrolled in a public school. Services offered to parentally placed private school students are determined through the district and private school consultation process.

#### 1. District Responsibilities

- a. Private school students with disabilities may receive a different amount of services than public students with disabilities; they are not entitled to every service or the amount of service that they would receive if enrolled in public school. This means that it is possible for a private school student to receive only a related service or piece of equipment.
- b. Special education and related services provided to parentally placed private school students with disabilities, including materials and equipment, will be secular, neutral and non-ideological.
- c. The district is required to offer FAPE to private school students who reside in their district, including when the student attends a private school outside of the district boundaries. Unless ~~unless~~ the parent makes clear their intention to keep their child in the private school, the district of residence must develop an IEP.
- d. Services may be provided at a public school building or another agreed upon site (including parochial schools to the extent consistent with the law) determined by the district in consultation with appropriate representatives of private school students.
- e. Services provided to private school students with disabilities must be provided by personnel meeting the same standards as personnel providing services in the public schools.

#### 2. Eligibility for Services

If an evaluation team determines that a student needs special education and related services:

- a. The district of residence shall offer to make FAPE available upon enrollment or dual enrollment in a district public school; The district of residence must develop an IEP for the student who is parentally placed in private school unless the parent makes clear an intent not to consider public school enrollment. The district has no obligation to implement that IEP unless the student enrolls in the public school;~~or.~~
- b. If the parent chooses not to enroll the student in the district of residence and designated funds are available in the district in which the private school is located, a meeting will be held to develop a Services Plan (SP). The meeting will include a representative of the private school to develop a SP. The SP is developed by the same members that would constitute the IEP team.
- c. Any services the district provides to a private school student shall be in accordance with an SP.

### 3. Service Plan (SP) Development

The SP shall describe the specific special education and related services that will be provided to the student in light of the determinations that have been made by the district. To the extent appropriate, the district shall initiate and conduct meetings to develop, review, and revise SPs in accordance with the following requirements:

- a. Given the services that the district has elected to provide to private school students, the SP must meet the requirements of the IEP to the extent appropriate (see Chapter 5). The SP excludes sections pertaining to:
  - 1) extended school year (ESY) services;
  - 2) participation in statewide and district wide assessments;
  - 3) placement determination (least restrictive environment);
  - 4) ~~December 1~~ Child Count federal report settings; and
  - 5) elements that, although typical for an IEP, would be inappropriate given the services the district has elected to provide.
- b. An SP shall be in effect at the beginning of each school year and accessible to each person responsible for its implementation.
- c. Meetings shall be held to review and revise SPs at least annually to address any lack of student progress toward goals and in the general education curriculum.



- d. The SP team members include the same members as an IEP team. The district will ensure that a representative of the private school attends these meetings or participates by some other means.
- e. A parent shall be invited to SP meetings at a mutually agreed upon date and time. The invitation must indicate the purpose, time, and location of the meeting. The parent shall be informed that he or she may bring other persons knowledgeable about the student to the meeting. A copy of the SP will be given to the parent.
- f. The team developing the SP will consider the student's strengths and results of the most recent evaluations. The private school general education teacher should participate in the development, review, and revision of the SP.
- g. If necessary for a private school student to benefit from or participate in the services the district has elected to provide, the district shall provide transportation from the student's school or home to the site where services will be provided. The district shall take the student back to either the private school or the home, depending on the timing of the services. In this sense, transportation is not a related service but a means of making the services offered accessible. Transportation costs may be included in the district's expenditure requirement. The district is not required to transport the student from home to the private school.

## **F. Dispute Resolution**

Due process hearings are available to parents of private school students only on the issue of Child Find and evaluation. Parents may challenge decisions regarding the provision of services by filing a ~~formal~~ state complaint with the SDE. (See Chapter 13 for more information on dispute resolution options.)

## **G. Determining the Proportionate Funding for Private School Students**

IDEA 2004 requires school districts to dedicate at least a proportionate share of funds received under Part B to provide services for parentally placed students with disabilities who attend private schools within the boundaries of the district, regardless of their place of residence. To determine this proportionate amount, the district shall first determine the number of these private school students through the Child Find activities developed in the consultation process with private school representatives.

The number of parentally placed private school students is divided by the total (public and private) number of students with disabilities in the district to arrive at the percentage of private school students with disabilities. This percentage is then applied to the total funding received by

the district under Part B grants Section 611 (ages three (3) to twenty-one (21)) and Section 619 (ages three (3) to five (5)) to determine the district's obligation.

**Example for the XYZ School District:**

- a. The number of parentally placed private school children within the district on December 1, ~~2005~~ 2015: **10**
  - b. The number of public school children with disabilities on December 1, ~~2005~~ 2015: **90**
  - c. Percentage of private school children with disabilities: **A** divided by **A+B = 10%**
  - d. Total Part B funds allocated for school year ~~2006-2007~~ 2016-2017: **\$150,000**
  - e. Amount the district shall spend on providing special education and related services to parentally placed private school students in ~~2006-2007~~ 2016-2017: **C x D = \$15,000**
1. State and local funds may supplement but may not supplant the proportionate amount of ~~F~~ federal funds required to be expended for parentally placed private school children with disabilities.
  2. The costs of private school consultations and of carrying out Child Find activities may not be paid from the proportionate share of funds.
  3. The cost of any special education or related service, such as direct service, consultation, equipment, materials, or transportation may be used to determine that the district has satisfied its expenditure requirement for private school students with disabilities.
  4. If all proportionate funds set aside for private school students in a given fiscal year are not expended in that year they shall be carried forward into the next year for the purpose of providing equitable services.

**H. Expenditure Guidelines**

1. The district may place equipment and supplies that are purchased with Part B funds in a private school for a period of time needed for a program for eligible students with disabilities; however, the district shall:
  - a. retain title and exercise continuing administrative control over all equipment and supplies;

- b. ensure that all equipment and supplies are used only for Part B purposes;
  - c. ensure that all equipment and supplies can be removed without remodeling the private school; and
  - d. remove equipment and supplies if necessary to prevent unauthorized use.
2. The district may use Part B funds to pay an employee of a private school to provide services to students with disabilities when the employee performs the services:
  - a. outside of his or her regular hours of duty; and
  - b. under public supervision and control.
3. Part B funds shall not be used to:
  - a. finance the existing level of instruction in the private school or otherwise benefit the private school;
  - b. meet the needs of the private school; or
  - c. meet the general needs of students enrolled in the private school.
4. Part B funds shall not be used for repairs, remodeling, or construction of private school facilities.
5. If it is possible for classes to include students enrolled in both public and private schools, then the classes must not be organized separately on the basis of school enrollment or religion.
6. The district shall not appropriate any funds to private schools controlled by any church, sectarian, or religious denomination.

### **Section 3. Students Placed by the District**

When the district places a student with a disability in a private school or facility, as a means of providing special education services through the IEP team process, the district shall ensure the following:

1. All special education procedures and timelines are followed.
2. Special education and related services are provided in accordance with an IEP.

3. A representative of the private school or facility attends or participates in the meeting to develop the IEP. If the representative cannot attend other measures such as conference telephone calls will be used to ensure participation.
4. The responsibility for reviewing and revising IEPs remain with the district.
5. Services are provided at no cost to the parent, including reimbursement to the parent for transportation and other costs associated with participation at an IEP meeting conducted in a geographical area outside the jurisdiction of the district.
6. The placement in the private school or facility is the least restrictive environment for that student.
7. The student is provided an education that meets state and district standards.
8. The student is afforded the same rights as students with disabilities who attend public schools.
9. The parent is afforded the same rights as parents of students attending public schools.

In accordance with federal and state law, the SDE shall approve special education programs in private schools and facilities. The district shall ensure a program is approved prior to placing a student in that school or facility.

At the discretion of the district, once a student with a disability enters a private school or facility, meetings to review and revise the IEP may be initiated and conducted by the private school or facility. If the private school conducts a meeting, the district shall ensure that the parent and a district representative are involved in and agree to any proposed changes in the IEP before the changes are implemented.

#### **Section 4. Dual Enrollment of Private School Students by Parents**

According to Idaho Code, parents of private school students “shall be allowed to enroll the student in a public school for dual enrollment purposes.” Private school students who are dually enrolled are considered to be nonpublic school students. The district shall allow private school students who are eligible for special education and who are otherwise qualified to participate in school programs under the dual enrollment law to:

1. enroll in general education courses under the same criteria and conditions as students without disabilities; and
2. receive accommodations in the general education courses for which they are enrolled on a Section 504 plan, if needed.

Private school students may not dually enroll solely for special education and/or related services. The dual enrollment statute does not establish an entitlement to FAPE for a student with a disability. This means that there is no individual right to receive some or all special education services that the student would receive if enrolled in public school.

The reporting of attendance for private school students in the district is allowed under dual enrollment. If a student attends at least 2.5 hours per week without rounding hours, he or she shall be included in the weekly aggregate attendance. The average daily attendance (A.D.A.) is computed as .5 if the aggregate weekly hours are 2.5 or greater but less than 4.0 hours. When there are 4.0 hours or greater, divide by 4 to get the A.D.A.

Dually enrolled private school students could also be eligible to receive services that have been agreed upon through the district and private school consultation process. These services would be delivered through a SP.

## **Section 5. Unilateral Placement of Student by Parents when FAPE is an Issue**

### **A. General Provisions for Reimbursement to the Parent**

1. The district is required to make FAPE available to all eligible students with disabilities. If parents do not access FAPE, then the district is required to make provisions for private school students to receive Part B services consistent with Section 2E of this chapter.
2. The district is not required to pay for costs of tuition, special education, or related services and associated costs at a private school or facility for a student who was unilaterally placed there by a parent if the district made FAPE available to the student in a timely manner. If a parent disagrees with the availability of FAPE and there is a question about financial responsibility, the parent may request a due process hearing.
3. If the parent of a student with a disability, ~~who previously received special education and related services from the district~~, enrolls the student in a private elementary or secondary school or obtains services from a private provider at parent expense, without the consent of the district, a court or hearing officer may order the district to reimburse the parent for the costs of unilaterally placing the student in a private school if the court or a hearing officer determines that:
  - a. the district had not made FAPE available to the eligible student in a timely manner prior to the time the parent enrolled the student in the private school; and
  - b. the parent's placement is appropriate.

4. A hearing officer may find a student's placement in a private school or facility by a parent appropriate even if the private school or facility does not meet state standards. A private school will be deemed appropriate if the parent demonstrates that the private placement provides educational instruction specially designed to meet the unique needs of the child with a disability, supported by such services as are necessary to permit the child to benefit from that instruction.

#### **B. Denial or Reduction of Reimbursement to the Parent**

A court or hearing officer may reduce or deny reimbursement to a parent for the cost of a unilateral placement in a private school or facility under the following circumstances:

1. The parent did not inform the district that he or she rejected the placement proposed by the district to provide FAPE and did not state his or her concerns and intent to enroll the student in a private school. This ~~written~~ notification by the parent shall be provided to:
  - a. the IEP team at the most recent IEP meeting prior to removing the student from the public school; or
  - b. the district, in writing, at least ten (10) business days (including any holidays that occur on a business day) prior to removing the student from public school.
2. Prior to removal of the student from the public school, the district informed the parent of its intent to evaluate the student (including a statement of the purpose of the evaluation that was appropriate and reasonable), but the parent did not make the student available for the evaluation.
3. A judicial decision finds unreasonableness with respect to the actions taken by the parent.

Reimbursement shall not be reduced or denied under any of the following circumstances:

1. The district did not notify the parent of his or her obligation to provide the notice set forth in number 3 above or the district prevented the parent from providing that notice.
2. The parent had not received written notice.
3. The district's proposed placement would likely result in physical harm to the student.

Reimbursement may not be reduced or denied at the discretion of a court or hearing officer for failure to provide this notice if:

1. The parents are not literate or cannot write in English, or
2. The district's proposed placement would likely result in serious emotional harm to the student.

### **Section 6. Out of State Students Residing in Residential Facilities**

For school-age special education students from outside the state of Idaho who, due to the nature and severity of their disabilities, are residing in licensed public or private residential facilities within the state of Idaho, the school district in which the residential facility is located will provide education services to such students if requested by the licensed public or private residential facility and an agreement is entered into with the residential facility. The district will be given the opportunity to provide input on any federally required education programs or plans for such students.

#### **A. Contract for Education Services**

The contract with a residential facility will include the following provisions:

1. The education services to be provided by the district.
2. The amount to be paid by the licensed public or private residential facility.

The amount paid will be equal to the district's full cost of providing the education services delineated by the contract as determined by the district. Such students will be excluded from all average daily attendance and other reports provided to the state that would result in the distribution of state funding to the district.

In the event a residential facility fails to sign a contract with the district agreeing to pay the full cost for providing education services, the school district in which the residential facility is located will not be responsible for providing education services to the out-of-state students residing in the residential facility.

#### **B. Determining Residency**

In determining whether a student is from outside the state of Idaho, the school district in which the residential facility is located will determine the primary residency of the student's parent or guardian. Proof of Idaho residency will be established by showing an Idaho motor vehicle driver's license, payment of Idaho state income taxes, or other documentation evidencing residency within the state of Idaho.

THIS PAGE INTENTIONALLY LEFT BLANK



**Documents**  
**Documents**  
**Documents**  
**Documents**  
**Documents**  
**Documents**  
**Documents**  
**Documents**  
**Documents**  
**Documents**  
**Documents**  
**Documents**  
**Documents**  
**Documents**  
**Documents**

THIS PAGE INTENTIONALLY LEFT BLANK

**Affirmation of Consultation with Private School Officials  
and Representatives of Parents**

P.L. 108-448 Individuals with Disabilities Education Improvement Act of 2004 (IDEA 2004) requires that timely and meaningful consultation occur between the district and private school representatives ~~and representatives of parents of parentally placed private school students with disabilities.~~

The following topics are to be discussed during the consultation:

- The Child Find process and how parentally placed private school students suspected of having a disability can participate equitably, including how parents, teachers, and private school officials will be informed of the process;
- The determination of the proportionate amount of Federal funds available to serve such students, including the determination of how the amount was calculated;
- The consultation process among the district, private school officials, and representatives of such students, including how such process will operate throughout the school year to ensure that such students identified through the Child Find process can meaningfully participate in special education and related services;
- How, where, and by whom special education and related services will be provided for such students, including a discussion of types of services, including direct services and alternate service delivery mechanism, how such services will be apportioned if funds are insufficient to serve all [such students], and how and when these decisions will be made; and
- If the district and a private school official disagree on the provision of services or types of services, the district will provide a written explanation of its decision to the private school official.

The district shall obtain a written affirmation signed by the representatives of participating private schools. If such representatives do not provide such affirmation within a reasonable period of time, the district shall forward documentation of the consultation process to the State Department of Education (SDE).

A private school official shall have the right to submit a complaint to the SDE that the district did not engage in consultation that was meaningful and timely or did not give due consideration to the views of the private school official. The district shall forward the appropriate documentation to the SDE. If the private school official is dissatisfied with the decision of the SDE, such official may submit a complaint to the Secretary of Education by providing the basis for the noncompliance.

**STATE DEPARTMENT OF EDUCATION  
NOVEMBER 30, 2015**

Provision of equitable services shall be provided by employees of the district or through contract by the district with an individual, association, agency, organization, or other entity. Special education and related services provided to such students, including materials and equipment, shall be secular, neutral, and non-ideological.

The control of funds used to provide special education and related services, and title to materials, equipment, and property purchased with [Federal special education] funds shall be in the district for the uses and purposes provided, and the district shall administer the funds and property.

We agree that the district provided timely and meaningful consultation regarding the bulleted items above.

\_\_\_\_\_  
District Official

\_\_\_\_\_  
Date

\_\_\_\_\_  
Private School Official

\_\_\_\_\_  
Date

\_\_\_\_\_  
District Name & Number

\_\_\_\_\_  
Private School Name

**Chapter 10**

**IMPROVING RESULTS**

**Chapter Contents**

Section 1. Monitoring Priorities and Indicators .....141

Section 2. Comprehensive Early Intervening Services .....143

Section 3. Personnel .....144

**Documents:**

*Standards for Paraprofessionals Supporting Students with Special Needs .....151*

THIS PAGE INTENTIONALLY LEFT BLANK

## Chapter 10 Improving Results

This chapter reflects the changes in the ~~IDEA Individuals with Disabilities Education Improvement Act of 2004 (IDEA 2004)~~ that focus on improving educational outcomes, analyzing and reporting data to the public, and ensuring that personnel who work with students with disabilities are prepared to meet their unique needs.

### Section 1. Monitoring Priorities and Indicators

IDEA 2004 requires increased accountability for programs serving students with disabilities. Monitoring priorities include both performance and compliance goals. Accountability areas established by IDEA 2004 include a free appropriate public education (FAPE) in the least restrictive environment (LRE), Effective General Supervision, and Disproportionality. Each priority area encompasses specific performance indicators. These indicators include both performance and compliance components. Data on those indicators shall be collected, submitted to the State Department of Education (SDE), and publicly reported annually. That data shall be used to evaluate the effectiveness of programs and identify strategies to improve student outcomes.

The district is required to submit timely and accurate data from which the district's performance will be calculated ~~on the following goals based on the indicators in the Idaho's State Performance Plan, posted online annually on the SDE website.~~

#### ~~A. FAPE in the LRE~~

- ~~1. Graduation rate~~
- ~~2. Dropout rate~~
- ~~3. Participation and performance of students with disabilities on statewide assessments~~
- ~~4. Suspension and expulsion rates for students with disabilities~~
- ~~5. Students ages six (6) to twenty one (21) educated with typically developing peers~~
- ~~6. Students ages three (3) to five (5) educated with typically developing peers~~
- ~~7. Students ages three (3) to five (5) developing positive social-emotional skills, early literacy, and behavior~~
- ~~8. School facilitation of parent involvement to improve services and results~~

**B. Disproportionality**

- ~~1. Representation of race/ethnicity in special education programs~~
- ~~2. Representation of race/ethnicity in specific disability categories~~

**C. Effective General Supervision**

- ~~1. Initial eligibility established within sixty (60) days of consent~~
- ~~2. Eligibility established for children referred from Part C and receiving services by their 3<sup>rd</sup> birthday~~
- ~~3. By age sixteen (16), students have a coordinated, measurable post-secondary goal(s) and transition services needed to meet their goals~~
- ~~4. Students no longer in secondary school who are employed or in post-secondary school, within one year of leaving high school~~
- ~~5. Identify and correct noncompliance as soon as possible, but no later than one (1) year from identification~~

**D.**

**A. SDE Responsibility**

As part of the SDE general supervision responsibilities, the ~~The~~ SDE is required to collect, review, and analyze data on an annual basis to determine if the state and districts are making adequate progress toward the required performance goals. This ~~monitoring~~ accountability process includes:

- ~~1. Measuring~~ measuring performance on goals both for the state and the districts;
- ~~2. Monitoring~~ monitoring based on district performance data, and compliance data with the IDEA 2004 ~~Regulations~~, and progress made toward meeting state goals;
- ~~3. Identifying~~ identifying districts in one of the following categories: Meets Requirements; Needs Assistance; Needs Intervention; Needs Substantial Intervention;
- ~~4. Providing~~ providing professional development and technical assistance statewide and targeted technical assistance to districts demonstrating the highest needs;
- ~~5. Reporting~~ reporting to the public on the state and districts' performance on state goals; and



6. ~~Developing~~ developing and submitting an Annual Performance Report/~~and revising~~ the State Performance Plan, as needed, to address state performance on required goals.

**E.**

**B. District Responsibility**

Progress on the state's performance goals is directly linked to the districts' efforts and progress in these same areas. On an annual basis and as part of the SDE's general supervision and accountability ~~Continuous Improvement Monitoring~~, the district shall:

1. ensure the data it collects and reports to the SDE regarding special education students and personnel is accurate;
2. use data-based decision-making procedures to review and analyze data to determine if the district is making adequate progress toward performance goals;
3. adjust strategies, as needed, to meet goals and improve student outcomes.

**Section 2. Comprehensive Early Intervening Services**

Under the IDEA 2004, the district may use up to 15% of its IDEA Part B allocation in any fiscal year to provide comprehensive early intervening services (CEIS) for students in kindergarten through grade ~~twelve (12)~~, (with a particular emphasis on students in kindergarten through grade three (3)) who are not currently identified as needing special education or related services, but who need additional academic and behavioral support to succeed in a general education environment.

These funds may be used for activities that include:

1. Professional development for teachers and other school staff to enable such personnel to deliver scientifically based academic and behavioral interventions, including scientifically based literacy instruction, and, where appropriate, instruction on the use of adaptive and instructional software
2. Providing educational and behavioral evaluations, services, and supports, including scientifically based literacy instruction.

Should a district be found in having significant disproportionality as provided under Part B, the district shall use 15% of its IDEA Part B allocations to provide comprehensive coordinated early intervening services.

### **A. Budget Requirements**

If the district chooses to use IDEA Part B funds in any fiscal year to provide CEIS, the district will budget the amount used to provide these services, up to a maximum of 15% of the total allocation, in the Part B budget that is submitted annually to the SDE as part of the Part B and Preschool Application.

### **B. Reporting Requirements**

When the district uses IDEA Part B funds to provide CEIS, an annual report shall be submitted to the SDE on:

1. The number of children who received CEIS; and
2. The number of children who received CEIS and subsequently receive special education and related services during the preceding two (2) year period.

### **C. Relationship between FAPE and CEIS**

CEIS provided by the district shall not be construed to either limit or create a right to FAPE under the IDEA 2004 or to delay appropriate evaluation of a student suspected of having a disability.

## **Section 3. Personnel**

The district shall ensure that personnel working with students with disabilities meet the qualifications established by the SDE and have the content knowledge and skills to meet the needs of these students.

### **A. Appropriate Certification or Licensure**

Public school personnel shall meet the appropriate certification or licensure requirements for position assignments. Complete certification standards for personnel providing special education or related services may be found in the handbook titled Idaho Standards for the Initial Certification of Professional School Personnel (~~April 2006~~). This handbook is available from the SDE Division of ~~School Support Services Certification~~.

The lists that follow are ~~general guidelines~~ examples only. They do not include every possible position or licensing situation. For more information call the SDE Division of ~~School Support Services Certification~~ at 208/332-6800.

1. The following special education and related services positions require individuals who are employed by the district to be certificated and to meet any additional licensure requirements:
  - a. audiologist;
  - b. consulting teacher;
  - c. counselor;
  - d. director of special education;
  - e. early childhood special education teacher;
  - f. school psychologist;
  - g. special education teacher;
  - h. speech-language pathologist; and
  - i. supervisor/coordinator of special education.
2. Some special education service providers need both licensure in their area of expertise and certification from the SDE.
  - a. School nurses are certificated by the SDE and licensed by the State Board of Nursing.
  - b. School social workers are certificated by the SDE and licensed by the Bureau of Occupational Licenses.
3. Some special education service providers must meet the licensure or certification requirements in their respective professions, but certification from the SDE is not required.
  - a. Occupational therapists and physical therapists are licensed by the State Board of Medicine.
  - b. Vocational education teachers are certificated by the Idaho Division of Professional-Technical Education.
  - c. Vocational rehabilitation counselors must meet national standards for Certified Rehabilitation Counseling (CRC) to be employed by the Idaho Division of Vocational Rehabilitation.

4. Individuals who used a consultant specialist provision or a letter of authorization in the past are no longer able to use these emergency certificates as an alternative for individuals to become certificated teachers in Idaho. The district shall use the alternative authorization options to request alternative endorsement/certification when a professional position cannot be filled with someone who holds the appropriate endorsement/certification.

## **B. Highly Qualified Special Education Teachers**

In addition to being certified, K-12 special education teachers in the district who teach core academic subjects shall meet the “highly qualified teacher standards” identified in the Elementary and Secondary Education Act (ESEA) formerly known as No Child Left Behind (NCLB). The highly qualified special education teacher requirement does not apply to preschool programs since early childhood education is not a part of the Idaho public elementary and secondary school system at this time.

### **1. General Requirements for Special Education Teacher**

Any K-12 special education teacher who is not teaching a core academic subject and only consults with regular education teachers or reinforces instruction from a regular education teacher is highly qualified if the teacher holds a K-12 Exceptional Child Certificate. No waiver or temporary certification qualifies. However, a special education teacher can meet the general requirements of highly qualified if they are enrolled in an approved alternative route to certification program.

### **2. Requirements for Special Education Teachers Teaching a Core Academic Subject**

If a special education teacher is the primary deliverer of instruction in a core content subject, they shall have met the highly qualified teacher standard in each area taught.

### **3. Requirements for Special Education Teachers Teaching Multiple Subjects**

In the case of a teacher who is not new to the profession, the special education teacher shall demonstrate competence in all the core academic subjects which the teacher teaches in the same manner as is required for elementary, middle, or secondary school teachers who are not new to the profession.

In the case of a new special education teacher who teaches multiple subjects, and who is highly qualified in mathematics, language arts, or science, the teacher shall demonstrate competence in the other core academic subjects which the teacher teaches not later than two years after the date of employment.

4. Requirements for Special Education Teachers Teaching to Alternate Achievement Standards

Both new and veteran special education teachers who teach core academic subjects exclusively to students assessed against alternate achievement standards (students with significant cognitive disabilities) shall be highly qualified by either:

- a. meeting the ESEA NCLB Act requirement for any elementary, middle school, or high school teachers who are new or not new to the profession; or
- b. meeting the requirements of ESEA the Elementary and Secondary Education Act as applied to an elementary school teacher, or, in the case of instruction above the elementary level, demonstrate subject matter knowledge appropriate to the level of instruction being provided and needed to effectively teach to those grade level standards.

5. Assurance of Highly Qualified Standards

The district shall take measurable steps to recruit, train, hire, and retain highly qualified special education teachers. The district will collect and monitor data about special education personnel qualifications and ensure that personnel are appropriately and adequately prepared to serve students with disabilities.

In Title I schools, parents will be notified if students are taught for four (4) or more consecutive weeks by a special education teacher who is not highly qualified.

**C. Shortage of Personnel**

If there is a shortage of highly qualified personnel, the district shall take measurable steps to recruit and hire highly qualified personnel to provide special education and related services to students with disabilities. However, when a professional position cannot be filled with an individual who has the appropriate certification, vacant positions may be filled with personnel on the following approved alternate pathways to teaching:

1. Teacher to New Certification – An individual holds a Bachelor’s degree and a valid teaching certificate without full endorsement in area of need. The candidate works towards completing a preparation program for special education certification and is employed by the district.
2. Content Specialist – An individual who is highly and uniquely qualified in an area holds a Bachelor’s degree. The candidate works towards completing a preparation program while employed by the district. The preparation program must include mentoring, one classroom observation per month until certified, and prior to entering the classroom; the candidate completes an accelerated study in education pedagogy.

3. Computer Based Route to Teacher Certification – An individual may acquire interim certification through a computer-based alternative route to teacher certification that is approved by the State Board of Education. On November 4, 2003, the Idaho State Board of Education passed a temporary rule approving ABCTE (American Board for Certification of Teacher Excellence) as an alternate route to Idaho certification. During the interim certification, teaching shall be done in conjunction with a two year mentoring program approved by the State Board of Education.

Further information and all requirements for each alternative route to certification are available in Idaho Administrative Code (IDAPA 08.02.02) and the Idaho Standards for the Initial Certification of Professional School Personnel document.

Nothing in the IDEA 2004 creates a right of action for due process on behalf of a student or class of students for failure to employ highly qualified staff.

#### **D. Paraprofessionals, Assistants, and Aides**

The district may employ paraprofessionals, assistants, and aides who are appropriately trained and supervised to assist in the provision of special education and related services to students with disabilities if they meet standards established by the SDE (see the Documents section in this chapter).

Appropriate duties to be performed by paraprofessionals are:

1. ~~Provide~~ provide one-on-one ~~tutoring services~~ for eligible students ~~during non-instructional time by a teacher or related service provider as specified in the students' IEP;~~
2. ~~Assist~~ assist with classroom management and organizing materials;:
3. ~~Provide~~ provide assistance in a computer lab or media center;:
4. ~~Conduct~~ conduct parental involvement activities;:
5. ~~Act~~ act as a translator;:
6. ~~Assist~~ assist in provision of ~~instructional~~ services only under the direct supervision of a certified teacher or related service provider, specifically::
  - a. ~~Teacher~~ a teacher/related service provider plans instruction and evaluates student achievement; and

- b. ~~Paraprofessional~~ the paraprofessional works in conjunction with works in close and frequent physical proximity to the teacher or related service provider as determined by the student's IEP.

A special education paraprofessional working in a Title I school-wide program shall be highly qualified as demonstrated by the competencies listed in the ESEA NCLB Act.

1. All Title I paraprofessionals must have a secondary school diploma or its recognized equivalent.
2. Additionally, except as noted below, paraprofessionals hired after January 8, 2002, and working in a program supported with Title I, Part A funds must have—
  - a. Completed two years of study at an institution of higher education(In Idaho, this is 32 credits from an accredited university or college); or
  - b. Obtained an associate's (or higher) degree; or
  - c. Met a rigorous standard of quality and be able to demonstrate, through a formal state or local academic assessment, knowledge of and the ability to assist in instructing, reading, writing, and mathematics (or, as appropriate, reading readiness, writing readiness, and mathematics readiness) (in Idaho this is the ETS Parapro Praxis with a minimum score of 460).

~~1. Strategies to Assist Individuals in Meeting Paraprofessional Standards~~

~~The district shall assist individuals in meeting the paraprofessional standards established by the SDE. A variety of strategies may be used to assist individuals in developing the skills necessary to meet the paraprofessional standards, including:~~

- a. ~~participating in on-the-job training with follow-up provided by the supervising teacher;~~
- b. ~~reading printed materials;~~
- e. ~~participating in workshops;~~
- d. ~~viewing videos;~~
- e. ~~completing university course work;~~
- f. ~~conducting personal research and studying; or~~
- g. ~~training sponsored by the district.~~

~~2. Verifying that an Individual has Met Paraprofessional Standards~~

~~The district will determine the means of verification that will be used to assess whether individuals working with students with disabilities have met the paraprofessional standards. Competence may be demonstrated in a variety of ways, such as:~~

- ~~a. successful performance of duties;~~
- ~~b. interview with the paraprofessional;~~
- ~~c. observation;~~
- ~~d. portfolio assessment;~~
- ~~e. completion of a course or workshop; or~~
- ~~f. verification from a former employer.~~

The district may encourage qualified ~~para-educators~~ paraprofessionals employed in their classrooms to become certified teachers. The alternative route preparation program for para-educator to teacher must be completed within five (5) years of admission to the program. Candidates work toward completion of a preparation program while employed by the school district.

**E. Educational Interpreters**

The district may only employ an individual as an educational interpreter if they have met the state qualifications identified in Idaho Code 33-1304. Educational interpreters employed by the district shall complete a minimum of eighty (80) hours of training in the areas of interpreting or translating every five years.

**F. Supervision of Staff**

A teacher and/or a related service provider with appropriate certification or licensure who has been informed of his or her specific responsibilities related to a student's IEP has the primary responsibility to ensure the appropriate implementation of the IEP. The district has policies and procedures for the supervision and evaluation of all certificated/licensed or contracted employees.

The certificated/licensed teacher and/or related service provider will generally be responsible for the supervision of all paraprofessionals, assistants, and aides who provide direct services to



students with disabilities. All paraprofessionals, assistants, and aides must have a supervision plan developed by a certificated or licensed professional.

### **G. Professional Development Plan**

The district will take measures to ensure that all personnel necessary to provide special education and related services according to the IDEA 2004 are appropriately and adequately prepared. Personnel may use a variety of opportunities for technical assistance and training activities to further develop professional knowledge and skills in order to meet the needs of students with disabilities.

To the extent the district determines it is appropriate, paraprofessional personnel may use the technical assistance and training activities offered by the district or SDE to improve practice for paraprofessional supports for special needs students (See Appendix for guidance materials for best practice. fulfill part of the Standards for Paraprofessionals Supporting Special Needs Students. See pages the Documents section of this chapter for a list of the standards.

**Documents**  
**Documents**  
**Documents**  
**Documents**  
**Documents**  
**Documents**  
**Documents**  
**Documents**  
**Documents**  
**Documents**  
**Documents**  
**Documents**  
**Documents**  
**Documents**

**\*Special Education HQT Document from Certification**

**Standards for Paraprofessionals Supporting Students with Special Needs**

State and federal law requires paraprofessionals who assist in the provision of special education and related services have the skills and knowledge necessary to meet the needs of students with disabilities. To this end, the State Department of Education has developed “Standards for Paraprofessionals Supporting Special Needs”

Orientation and training in the paraprofessional’s first year of employment target entry level standards to ensure that all paraprofessionals are knowledgeable, have the skills needed to support the programs to which they are assigned, and comply with legal and policy requirements. Training to address intermediate standards can extend over a two-year period and is planned according to the needs of the paraprofessional, as determined by the annual evaluation. Training to address advanced standards is not required.

(E) = Entry Level ————— (I) = Intermediate ————— (A) = Advanced

**Principle 1: The paraprofessional has a basic knowledge of the discipline(s) taught and supports the teacher/provider in creating learning experiences that make the subject matter meaningful for students.**

**Knowledge**

1. The paraprofessional has the basic academic skills needed to perform his or her assignments. (E)
2. The paraprofessional possesses basic educational terminology regarding students, programs, roles, and instructional activities. (I)

**Disposition**

1. The paraprofessional realizes how the application of learning is useful in life.

**Performance**

1. The paraprofessional demonstrates the academic skills needed to perform his or her assignment(s). (E)
2. The paraprofessional is able to use basic educational terminology to understand assigned tasks. (I)
3. The paraprofessional presents subject area content accurately to students. (I)

**~~Principle 2: The Paraprofessional has a basic knowledge of how students learn and develop and assists in providing opportunities that support the students' intellectual, social, and personal development.~~**

**Knowledge**

- ~~1. The paraprofessional understands which materials and activities are chronologically age appropriate. (I)~~

**Disposition**

- ~~1. The paraprofessional appreciates individual variations within each domain of development.~~

**Performance**

- ~~1. The paraprofessional uses developmentally appropriate and age appropriate strategies, equipment, materials, and technologies as directed by the teacher/provider. (I)~~

**~~Principle 3: The paraprofessional knows that students differ in their approaches to learning and assists in creating instructional opportunities that are adapted to students with diverse needs.~~**

**Knowledge**

- ~~1. The paraprofessional understands the impact that a disability or a combination of disabilities may have on a student's life. (E)~~
- ~~2. The paraprofessional knows about different methods that are used by teacher/providers to accommodate individual student learning needs. (I)~~
- ~~3. The paraprofessional has a basic knowledge of the strategies used to support the learning of students whose first language is not English. (I)~~
- ~~4. The paraprofessional has an awareness of common assistive technology devices used to accommodate student learner needs. (I)~~
- ~~5. The paraprofessional understands, in general terms, Idaho's special education requirements, including definitions, qualifications, and services. (I)~~
- ~~6. The paraprofessional knows about areas of exceptionality, such as learning disabilities, visual and perceptual difficulties, emotional and behavioral problems, physical and cognitive delays, and giftedness. (I)~~

- ~~7. The paraprofessional understands variations of beliefs, traditions, and values regarding disability across cultures and their effect on relationships among the student, the family, and school personnel. (A)~~

### **Disposition**

- ~~1. The paraprofessional has an appreciation of programs for students with diverse needs.~~
- ~~2. The paraprofessional believes that all students can learn.~~
- ~~3. The paraprofessional believes his or her role includes advocating for, encouraging, motivating, and facilitating individual learning.~~
- ~~4. The paraprofessional respects students as individuals with differing backgrounds, skills, talents, and interests.~~
- ~~5. The paraprofessional is sensitive to community and cultural norms.~~

### **Performance**

- ~~1. The paraprofessional uses his or her understanding of program requirements to carry out assignments. (E)~~
- ~~2. The paraprofessional persists in helping all students achieve success. (E)~~
- ~~3. The paraprofessional assists in adapting instructional strategies and materials according to student needs and ability levels. (I)~~
- ~~4. The paraprofessional assists the teacher/provider to maintain assistive/adaptive/medical services. (I)~~
- ~~5. The paraprofessional demonstrates the ability to carry out a variety of teacher/provider directed accommodations and adaptations to address the individual student's needs. (I)~~
- ~~6. The paraprofessional demonstrates proper lifting, carrying, and transferring techniques. (I)~~
- ~~7. The paraprofessional uses a number of teacher/provider directed strategies to support the learning of students whose first language is not English. (I)~~

**~~Principle 4: The paraprofessional understands and uses a variety of instructional strategies to assist the teacher/provider.~~**

### **Knowledge**

- ~~1. The paraprofessional knows where to access a variety of learning resources. (E)~~
- ~~2. The paraprofessional understands that students from diverse experiential, cultural, economic, and language backgrounds may need different strategies for learning. (I)~~
- ~~3. The paraprofessional has a basic understanding of a variety of instructional techniques used by the teacher/provider. (I)~~
- ~~4. The paraprofessional understands basic instructional, remedial, and accelerated methods, techniques, and materials for teaching a variety of students. (A)~~

### **Disposition**

- ~~1. The paraprofessional believes that a variety of instructional strategies may be necessary to meet individual needs.~~
- ~~2. The paraprofessional values flexibility and resourcefulness in supporting the teacher/provider in adapting and modifying instruction to address student needs.~~

### **Performance**

- ~~1. The paraprofessional uses a variety of instructional techniques as modeled by the teacher/provider. (I)~~
- ~~2. The paraprofessional locates and maintains a variety of instructional resources as directed by the teacher/provider. (I)~~

**Principle 5: The paraprofessional understands the impact of the educational environment on student learning, self-motivation, and positive social interaction and assists in creating a positive learning environment.**

### **Knowledge**

- ~~1. The paraprofessional understands district guidelines for protecting the safety, health, and well-being of students and staff (e.g., universal precautions for preventing illnesses and infections, the proper body mechanics for lifting students and heavy objects, CPR, and first aid). (E)~~
- ~~2. The paraprofessional understands how social groups function and influence people and how people influence groups. (I)~~
- ~~3. The paraprofessional recognizes factors and situations that are likely to promote or diminish intrinsic motivation and knows how to help students become self-motivated. (I)~~

- ~~4. The paraprofessional understands the goal of promoting student self-determination and self-advocacy skills and his or her role in supporting that goal. (I)~~
- ~~5. The paraprofessional has a general understanding of positive behavioral supports. (I)~~
- ~~6. The paraprofessional understands the demands of various classroom and non-classroom environments on individuals with diverse learning needs. (A)~~

### **Disposition**

- ~~1. The paraprofessional values the role of students in promoting one another's learning and recognizes the importance of peer relationships in establishing a climate of learning.~~
- ~~2. The paraprofessional recognizes the value of intrinsic motivation to students' lifelong growth and learning.~~
- ~~3. The paraprofessional values and understands student independence and the "dignity of risk."~~
- ~~4. The paraprofessional respects a wide diversity of beliefs, traditions, and values found across cultures and environments.~~
- ~~5. The paraprofessional is committed to helping students develop self-confidence and competence.~~

### **Performance**

- ~~1. The paraprofessional carries out school behavior management policies and practices. (E)~~
- ~~2. The paraprofessional uses positive behavioral supports, crisis intervention, and restraint techniques consistent with the district/agency policy. (E)~~
- ~~3. The paraprofessional assists in establishing a positive climate in the classroom and participates in maintaining such a climate in the school as a whole. (E)~~
- ~~4. The paraprofessional plans for smooth transitions between activities and environments. (E)~~
- ~~5. The paraprofessional maintains a safe and effective learning environment for academic and nonacademic settings (e.g., lunchrooms, study halls, playgrounds, and buses). (E)~~
- ~~6. The paraprofessional supports a learning community in which individual differences are respected and valued. (E)~~
- ~~7. The paraprofessional assists in creating a learning community in which students assume responsibility for themselves and one another, participate in decision making, work collaboratively and independently, resolve conflicts, and engage in purposeful learning activities. (I)~~
- ~~8. The paraprofessional assists in modifying the learning environment to manage behavior. (I)~~

- ~~9. The paraprofessional implements behavioral prevention, intervention, and reinforcement plans that have been developed by the teacher/provider. (I)~~

**Principle 6: ~~The paraprofessional uses a variety of communication techniques, including verbal, nonverbal, and media in and beyond the classroom.~~**

### **Knowledge**

- ~~1. The paraprofessional is aware of effective communication styles. (I)~~
- ~~2. The paraprofessional understands how diversity affects community in the classroom. (I)~~
- ~~3. The paraprofessional has an understanding of verbal and nonverbal communication. (I)~~
- ~~4. The paraprofessional has knowledge of the basic functions of multimedia technology (e.g., computer, video, recorder, projector). (I)~~
- ~~5. The paraprofessional has knowledge of basic computer software and functions, e-mail, and the Internet. (I)~~
- ~~6. The paraprofessional knows strategies and techniques that facilitate communication for students with diverse needs. (A)~~

### **Disposition**

- ~~1. The paraprofessional values the ways in which people seek to communicate and encourages various modes of communication in the classroom.~~

### **Performance**

- ~~1. The paraprofessional effectively communicates with team members. (E)~~
- ~~2. The paraprofessional is a thoughtful and responsive listener. (E)~~
- ~~3. The paraprofessional demonstrates sensitivity to cultural and other differences in communication methods (e.g., appropriate use of eye contact, interpretation of body language and verbal statements, acknowledgement of and responsiveness to different modes of communication and participation). (I)~~
- ~~4. The paraprofessional uses a variety of media communication tools, including audiovisual aids and computers, to enrich learning opportunities. (I)~~



**Principle 7: The paraprofessional implements teacher/provider designed instructional plans based upon knowledge of subject matter, students, the community, and curriculum goals.**

**Knowledge**

- ~~1. The paraprofessional understands that instruction is more effective when designed around student strengths, interests, and abilities. (I)~~
- ~~2. The paraprofessional knows that a variety of elements (instructional materials, individual student interests, needs, aptitudes, and community resources) are considered when planning instruction for students. (I)~~
- ~~3. The paraprofessional understands that curriculum and instructional planning are based on learning theory and child and adolescent development. (A)~~

**Disposition**

- ~~1. The paraprofessional believes that plans shall always be open to adjustment and revision, as directed by the teacher/provider, based on student needs, student input, and changing circumstances.~~
- ~~2. The paraprofessional values planning as a collegial and collaborative activity.~~
- ~~3. The paraprofessional values both long term and short term planning.~~

**Performance**

- ~~1. The paraprofessional follows teacher/provider written and verbal plans, seeking clarification as needed. (E)~~

**Principle 8: The paraprofessional supports the teacher/provider in evaluating the intellectual, social, and physical development of the student.**

**Knowledge**

- ~~1. The paraprofessional understands the purposes of formative and summative assessment and evaluation. (I)~~
- ~~2. The paraprofessional realizes the need to use multiple strategies to assess individual student progress. (I)~~
- ~~3. The paraprofessional understands the distinctions in the roles of teachers/providers, other licensed district/agency professionals, and paraprofessionals in assessing student strengths and needs. (I)~~

**Disposition**

- ~~1. The paraprofessional values ongoing assessment as essential to the instructional process and recognizes that many different assessment strategies, accurately and systematically used, are necessary for monitoring and promoting student learning.~~

**Performance**

- ~~1. The paraprofessional assists teachers/providers with maintaining student records required by the state or the district. (E)~~
- ~~2. The paraprofessional gathers information by using informal and functional assessment methods under teacher/provider direction. (I)~~
- ~~3. The paraprofessional objectively shares relevant information about student performance to assist the teacher/provider in the planning process. (I)~~
- ~~4. The paraprofessional assists in providing assessment accommodations and adaptations as designed by the teacher/provider. (I)~~
- ~~5. The paraprofessional administers formal assessments when given appropriate training and supervision. (A)~~

**Principle 9: The paraprofessional engages in continued professional improvement toward an identified goal.**

**Knowledge**

- ~~1. The paraprofessional has an awareness of his or her professional strengths and needs. (E)~~
- ~~2. The paraprofessional is aware of the personal biases and differences that affect job performance. (I)~~
- ~~3. The paraprofessional is knowledgeable about resources that provide opportunities for professional growth. (I)~~

**Disposition**

- ~~1. The paraprofessional embraces lifelong learning.~~
- ~~2. The paraprofessional is committed to ongoing reflection, assessment, and learning as a process.~~

- ~~3. The paraprofessional is committed to seeking, developing, and continually refining practices.~~
- ~~4. The paraprofessional values constructive feedback as a learning tool.~~
- ~~5. The paraprofessional values competency and integrity.~~

### **Performance**

- ~~1. The paraprofessional uses self-reflection as a means of improving job performance. (E)~~
- ~~2. The paraprofessional asks for and accepts feedback from the teacher/provider. (E)~~
- ~~3. The paraprofessional documents progress toward his or her professional development. (I)~~
- ~~4. The paraprofessional participates in meaningful professional development opportunities in order to demonstrate current, effective practices. (I)~~

**~~Principle 10: The paraprofessional interacts in a professional, effective manner with colleagues, parents, and other members of the community to support students' learning and well-being.~~**

### **Knowledge**

- ~~1. The paraprofessional understands the distinction between the roles of all team members in support of student learning. (E)~~
- ~~2. The paraprofessional understands the relationships among school personnel, families, and the larger community and how such partnerships foster student learning. (E)~~
- ~~3. The paraprofessional understands the common concerns that the parents of students with diverse needs may have. (E)~~
- ~~4. The paraprofessional knows how to respond respectfully to a parent, the community, or another educator in conflict situations. (E)~~
- ~~5. The paraprofessional knows the rights and responsibilities of parents, students, teachers, professionals, and schools as they relate to students with learning needs. (E)~~
- ~~6. The paraprofessional knows signs of emotional distress, child abuse, substance abuse, and neglect in students and how to follow the procedures to report known or suspected abuse or neglect to the appropriate authorities. (E)~~

- ~~7. The paraprofessional understands the expectations for professional conduct, policies, procedures, and laws with regard to student and parent rights. (E)~~

### **Disposition**

- ~~1. The paraprofessional respects the need for beneficial relationships among families, school personnel, and community members.~~
- ~~2. The paraprofessional is concerned about all aspects of the student's well-being and is alert to signs of difficulties.~~
- ~~3. The paraprofessional respects the dignity, rights, and privacy of students and families.~~
- ~~4. The paraprofessional is respectful of distinctions among the roles and responsibilities of paraprofessionals, professionals, and other team members.~~

### **Performance**

- ~~1. The paraprofessional respects student privacy, student rights, and the confidentiality of information. (E)~~
- ~~2. The paraprofessional effectively collaborates with team members. (E)~~
- ~~3. The paraprofessional follows teacher/provider instructions and honors team decisions in daily practice. (E)~~
- ~~4. The paraprofessional provides positive representation of the student, school, and district. (E)~~
- ~~5. The paraprofessional develops a rapport with students (e.g., talks with and listens to students) is sensitive and responsive to clues of distress, and seeks outside help as needed. (E)~~
- ~~6. The paraprofessional demonstrates professional conduct in accordance with district policies and state laws. (E)~~
- ~~7. The paraprofessional exercises objective and prudent judgment. (E)~~
- ~~8. The paraprofessional follows policy regarding reporting suspected child abuse, neglect, or threat of harm to the student or others. (E)~~

**Chapter 11**

**PROCEDURAL SAFEGUARDS**

**Chapter Contents**

Section 1. Procedural Safeguards Notice .....	163
Section 2. Domestic Considerations.....	164
Section 3. Informed Consent.....	169
Section 4. Written Notice.....	172
Section 5. Confidentiality and Access to Records .....	175
Section 6. Independent Educational Evaluations .....	181

**Documents:**

<i>Application for Surrogate Parent</i> .....	185
<i>Procedural Safeguards Notice</i> .....	186

This page left intentionally blank

**Chapter 11  
Procedural Safeguards**

This chapter reflects changes in procedural safeguards as a result of the IDEA Individuals with Disabilities Education Improvement Act of 2004 (IDEA 2004).

**Section 1. Procedural Safeguards Notice**

A ~~parent and/or adult student~~ parent/adult student has specific procedural safeguards given to him or her by the IDEA 2004 and state law. Each district has a document titled *Procedural Safeguards Notice* that is provided to parents/~~and/or~~ adult students which contains a full explanation of the special education rights. The *Procedural Safeguards Notice* shall include a full explanation of the procedural safeguards, written in the native language of the parents (unless it clearly is not feasible to do so) and written in an easily understandable manner.

**A. Procedural Safeguards Notice Contents**

The following table lists various topics contained in the *Procedural Safeguards Notice* and identifies what chapter in this Manual provides more information about each topic.

Topic	Chapter
1. parental consent	11
2. written notice	11
3. access to educational records	11
4. independent educational evaluation (IEE)	11
5. the opportunity to present and resolve complaints, including: <ul style="list-style-type: none"> <li>a. the time period in which to make a complaint</li> <li>b. the opportunity for the district to resolve the complaint</li> <li>c. the availability of SDE mediation</li> <li>d. the differences between a due process hearing complaint and state complaint</li> </ul>	13
6. the student's placement during pendency of due process proceedings	13
7. procedures for students who are subject to placement in an interim alternative educational setting (IAES)	12
8. requirements for unilateral placement by parents of students in private schools at public expense	9
9. due process hearings, including requirements for disclosure of evaluation results and recommendations	13
10. civil actions, including the time period in which to file such actions	13
11. attorney fees	13

## B. When the Procedural Safeguards Notice Is Provided

The district will provide a *Procedural Safeguards Notice* that includes a full explanation of the special education rights afforded the ~~parent and/or adult student~~ parent/adult student only once per year, except that a copy will be given to the ~~parent and/or adult student~~ parent/adult student:

1. upon an initial referral or ~~parent and/or adult student~~ parent/adult student request for evaluation;
2. upon the first occurrence of a filing of a due process hearing or ~~an administrative a~~ state complaint;
3. when a decision is made to take a disciplinary action that constitutes a change of placement; and
4. upon request by the parent.

A *Procedural Safeguards Notice* suitable for copying can be found in the document section of this chapter.

## Section 2. Domestic Considerations

### A. Parent

#### 1. Definition

The term “parent” means:

- a. a biological, adoptive, or foster parent of a child;
- b. a guardian (but not the state if the child is a ward of the state);
- c. an individual acting in the place of a biological or adoptive parent (including a grandparent, step parent, or other relative) with whom the child lives;
- d. an individual who is legally responsible for the child’s welfare
- e. an adult student; or
- f. a surrogate parent who has been appointed by the district.

#### 2. Determining Who Has Parental Rights



In determining who has parental rights, individuals should be considered in the following order of priority:

- a. a biological parent ~~who retains guardianship~~; unless a Court orders a specific person to act as the parent or to make educational decisions on behalf of the child;
- b. a person who has legal documentation (guardianship, power of attorney, custody agreement) of being responsible for the student's welfare;
- c. a grandparent, stepparent, other relative, or foster parent with whom the student lives and who is acting as a parent; or
- d. a surrogate parent appointed by the district to represent the student's interests in educational decisions.

## B. Surrogate Parent

### 1. Definition

A "surrogate parent" is an individual assigned by the district to assume the rights and responsibilities of a parent under the IDEA 2004 in any of the following circumstances:

- a. No parent can be identified or located for a particular student.
- b. The student is a ward of the state.
- c. The student is an unaccompanied homeless youth.

The surrogate parent has the same rights as a biological parent throughout the special educational decision-making process.

### 2. Referral for a Surrogate Parent

Any person who is aware that a student may need a surrogate parent may make a referral for a determination to the district's special education director or an appropriate district administrator. The district will appoint a surrogate in any of the following circumstances:

- a. A parent cannot be identified.
- b. A parent cannot be found after reasonable efforts to locate the parent.

- c. The student is a ward of the state. If a state judge has appointed a surrogate to oversee the care of a student who is a ward of the state, the judge-appointed surrogate may make decisions regarding the student's education, including special education, provided he or she meets the criteria for a district-appointed surrogate.
- d. The student is a homeless youth who is unaccompanied.

The district will make a good faith effort and maintain records of attempts to locate a parent. The district cannot appoint a surrogate parent when the biological parent is available but chooses not to participate. When a surrogate parent is needed for a student, the district will appoint a surrogate who meets the conditions set forth in item 3, below. The district will make reasonable efforts to assign a surrogate within thirty (30) calendar days after it determines that the student needs a surrogate.

### 3. Criteria for Serving as a Surrogate Parent

A surrogate parent may represent the student in all matters relating to identification, evaluation, placement, and the provision of FAPE. The surrogate parent shall:

- a. Have knowledge and skills that ensure effective representation.
- b. Have no personal or professional interest that conflicts with the interest of the student.
- c. Meet the following conditions:
  - 1) is not an employee of the SDE, the district, or any other agency that is involved in the education or care of the student;
  - 2) is not an employee of a nonpublic agency that provides educational care for the student.

Note: A person who otherwise qualifies to be a surrogate parent is not an employee of the district or agency solely because he or she is paid to serve as a surrogate parent.

In the case of a student who is an unaccompanied homeless youth, appropriate staff of emergency shelters, transitional shelters, independent living programs, and street outreach programs may be appointed as temporary surrogate parents until a surrogate can be appointed that meets all the requirements.

### C. Adult Students and the Transfer of Rights

An “adult student” is a student who is at least eighteen (18) years of age to whom special education rights have transferred under the IDEA 2004 and Idaho Code.

1. Discussion of the Transfer of Rights: Not later than the student’s seventeenth (17<sup>th</sup>) birthday, the IEP team shall discuss the transfer of special education rights to the student. Special education rights will transfer from the parent to the adult student when the student turns eighteen (18) years of age unless:
  - a. the IEP team determines that the student does not have the ability to make informed decisions with respect to his or her educational program; or
  - b. a parent has obtained legal guardianship from a Court including the scope of educational matters.
2. Basis for Denial of Transfer: During the IEP meeting to discuss the transfer of rights, the IEP team will use the following as the basis for any denial of the transfer:
  - a. Evaluation data, test results, written reports, teacher observation, education records, and parent input, including whether the parent intends to seek guardianship.
  - b. Answers to the following questions:
    - 1) Is the student capable of understanding his or her rights?
    - 2) Is the student capable of exercising his or her rights?
    - 3) Is the student capable of understanding the consequences and impact of his or her decisions?
3. Following a Determination Concerning the Transfer of Rights: When the student’s special education rights transfer at age eighteen (18), the parent and student will be informed that rights have transferred. The IEP shall contain a statement referring to the transfer (or not) of rights:
  - a. If the team determines that there is no relevant information about the student to prohibit the transfer of rights at age eighteen (18), the student’s IEP shall contain a statement that the student has been informed that special education rights will transfer to him or her. The parent retains the right to receive notices required by the IDEA 2004.
  - b. If the IEP team determines that the student lacks the ability to provide informed consent with respect to his or her educational program, a statement will be included in the IEP indicating that the parent, or other individual if the

parent is not available, will retain all special education rights after the student reaches age eighteen (18).

- c. If rights have transferred, the district shall continue to provide notices to the parent, but nothing under the IDEA 2004 requires parent participation in the process.
4. Revoking a Transfer of Rights: There is nothing in federal or state law that prohibits the IEP team from changing its decision later, based on new information and input. Under state law, a parent can provide legal documentation of a student's incompetence *after* the student reaches age eighteen (18).

#### **D. Emancipated or Married Minors**

Idaho law does not provide for the emancipation of minors. However, minors who have been emancipated by a court of law in another state are considered an adult in Idaho. Emancipated minors should be able to provide the legal court document awarding them the power and capacity of an adult. A student under age eighteen (18) who claims to be an emancipated minor, but is unable to provide documentation should be assigned a surrogate parent by the district if a parent cannot be located.

Students under the age of eighteen (18) who are married to an adult, eighteen (18) years or older, are not emancipated minors in Idaho and do not have the power and capacity of an adult student. Instead, the spouse acts as the guardian of the student regarding legal rights and responsibilities.

#### **E. Ward of the State**

The term "ward of the state" means a child who, as determined by the state where the child resides, is a foster child, or a ward of the state *or* is in the custody of a public child welfare agency. The term does not include a foster child who has a foster parent who meets the definition of a parent in Section 2A.

#### **F. Child Custody**

##### **1. Definitions of Custody**

The following definitions of custody are used by Idaho courts in divorce proceedings:

- a. **Joint custody** means an order awarding custody of a minor child to both parents and providing that physical custody shall be shared by the parents in such a way as to assure the child frequent or continuing contact with both parents. A court may award either joint physical custody or joint legal custody, or both. If the court has declined an order awarding joint custody, the court order shall state in the decision the reason for denial of joint custody.

- b. **Joint physical custody** means awarding each of the parents significant periods of time in which a child resides with or is under the care and supervision of each of the parents. The actual amount of time with each parent is determined by the court. Generally, one of the parents is awarded primary physical custody.
- c. **Joint legal custody** means that the parents or parties are required to share the decision-making rights, responsibilities, and authority relating to the health, education, and general welfare of a child. In Idaho, parents have joint legal custody unless the rights of one or both parents have been terminated.

## 2. Conflicts Between Parents Who Have Joint Custody

- a. **Custody questions:** When it is known that a custody question exists that involves the relevant legal status of one or both parents of a student, the district will ask the parent(s) to furnish a copy of the pertinent court order or decree, if one exists, to clarify the question at issue. School personnel will abide by the most recent court order or decree.

When district personnel receive conflicting information about custody, they will (a) initially follow the instructions of the parent with whom the child currently resides and (b) request a certified court document to clarify the custody issue.

- b. **Conflicting instructions:** When parents who have joint legal custody give conflicting instructions, the district's obligation is to inform the parents that any action proposed or refused will be based on the needs of the student and in accordance with the IDEA 2004 requirements. Both the district and either parent have options under the IDEA 2004 to resolve disagreements, including SDE mediation and due process hearings.
- c. **Access to records:** A parent who does not have primary physical custody has the same right to access records and to participate in special education decision making as does the parent with primary physical custody, unless otherwise specifically stipulated by a court. Idaho Code states, "Notwithstanding any other provisions of law, access to records and information pertaining to a minor child including, but not limited to medical, dental, health, and school or educational records, shall not be denied to a parent because the parent is not the child's custodial parent." Another provision of the law allows the parent with primary physical custody to request in writing that a minor child's address be deleted from any record to prohibit the other parent from learning the child's address by having access to school records.

- d. **Parental disagreement of consent:** When parents, both with legal authority to make educational decisions for their child, disagree on the revocation of consent for special education and related services, one parent may revoke consent for his or her child's receipt of special education and related services at any time. The district must accept either parent's revocation of consent, and provide written notice to the parents. After revoking consent, a parent maintains the right to subsequently request an initial evaluation which must be treated as an initial evaluation and not a re-evaluation for special education. A parent who disagrees with another parent regarding revocation of special education services is not entitled to resolve the dispute through an IDEA due process hearing.

### Section 3. Informed Consent

#### A. Definition

Consent is written approval given by a ~~parent and/or adult student~~ parent/adult student who has been fully informed of and understands all information relevant to the activity for which consent is sought. The request for consent describes the activity for which consent is sought and lists the records, if any, that will be released and to whom. All information shall be provided in the native language or mode of communication of the ~~parent and/or adult student~~ parent/adult student, unless not feasible. The ~~parent and/or adult student~~ parent/adult student shall be informed that the approval is voluntary and may be revoked at any time prior to the action. Consent is indicated by the parent's/adult student's signature.

#### B. Actions Requiring Consent

The following actions require the district to obtain written consent. Some of the actions that require written consent from the ~~parent and/or adult student~~ parent/adult student also require prior written notice from the district.

1. Informed written consent *and* written notice are required when:
  - a. Conducting assessments as part of an initial evaluation to determine whether a student is eligible for special education.
  - b. Conducting any assessment for reevaluation that involves more than a review of existing information. This includes any assessments that are conducted after a student has been determined eligible for special education. If a specific assessment was not listed on the *Consent for Assessment* form, then the

district shall secure written consent again in order to conduct that particular assessment.

- c. Initially providing special education and related services to a student with a disability.
2. Informed written consent ~~only~~ is required when:
    - a. Using an individual family service plan (IFSP) instead of an IEP for students ages three (3) through five (5).
    - b. Disclosing personally identifiable information to unauthorized persons, unless provided as an exception under the Family Educational Rights and Privacy Act (FERPA) regulations. The written consent shall specify the records that may be disclosed, state the purpose of the disclosure, and identify the party to whom the disclosure will be made.
    - c. Accessing private insurance to pay for services listed in the IEP.
    - d. ~~When~~ The district requests to bill bills Medicaid. The ~~parent and/or adult student~~ parent/adult student shall be informed of the frequency, amount, and type of services that the district will be submitting to Medicaid for reimbursement as identified on the student's IEP.
    - e. Inviting outside agency representatives providing transition services to an IEP team meeting.
    - f. Sharing of information between the district of location and the district of residence with a parentally placed elementary or secondary student.
    - g. The excusal of an IEP team member from an IEP meeting when the meeting involves a modification or discussion of the member's area of the curriculum or related services.

### C. When Consent Is Not Required

The district is not required to obtain informed consent when:

1. a review of existing data is part of an evaluation or a reevaluation.
2. tests are administered to both general and special education students in a grade or class and consent is not required for all students.

3. teacher or related-service-provider observations, ongoing classroom evaluation, or criterion-referenced tests are used as assessments in determining the student's progress toward goals and benchmarks/objectives on the IEP.
4. screening to determine appropriate instruction strategies for curriculum implementation.
5. a disclosure of personally identifiable information to persons authorized to have access under FERPA or the Idaho Student Data Privacy Act, Idaho Code 33-133; or
6. an IEP team reviews and revises a student's IEP. However, the ~~parent and/or adult student~~ parent/adult student may file a written objection if he or she disagrees with all or part of the changes to the IEP.

#### **D. Refusal to Give Consent**

~~At times, a A parent and/or adult student~~ parent/adult student may refuse to give written consent for an assessment, initial services or the release of information that the district believes is necessary to ensure FAPE during the reevaluation process.

If the parent does not provide consent for the reevaluation assessment, the district may choose not to pursue requesting SDE mediation and/or a due process hearing if the district determines through a review of existing data, that the information does not continue to support the determination of eligibility for special education services. In this case the district shall provide the parent with written notice of the proposed action to discontinue the provision of FAPE to the student based on a review of existing data.

The district may also choose to pursue the reevaluation through SDE mediation and/or by requesting a due process hearing. If the hearing officer determines that the action is necessary, and the ~~parent and/or adult student~~ parent/adult student does not appeal the decision, the district may proceed with the proposed action. The district shall provide the parent with written notice of the proposed actions.

The district shall secure written consent for the initial provision of special education and related services. There is no mechanism available to overturn a parent's/adult student's decision *not* to provide written consent for initial evaluation or initial provision of services. In the case of an initial evaluation or initial provision of services, if a ~~parent and/or adult student~~ parent/adult student fails to respond to reasonable measures to gain consent or does not consent, the district cannot be charged with failing to provide FAPE to the student and is not required to convene an IEP meeting or develop an IEP for special education or related services.

#### **E. Failure to Respond to a Request for Consent Regarding Reevaluation Assessment**



When a ~~parent and/or adult student~~ parent/adult student fails to respond to reasonable measures taken by the district to obtain written consent to determine continued eligibility, the district may proceed with the evaluation. The district shall have a record of its attempts to gain consent by documenting telephone calls made or attempted, correspondence sent, or visits made to the home or place of employment. Failure to respond is not the same as refusing consent for reevaluation.

#### **F. Revoking Consent for Evaluation**

Consent previously given for an evaluation or an individual assessment, the initial provision of special education and related services, and the disclosure of information may be revoked only before the action occurs. If consent is revoked for evaluation, the district may continue to pursue the action by ~~using SDE IEP facilitation or mediation and/or~~ requesting a due process hearing (this does not include the initial provision of special education and related services). If the hearing officer determines that the action for which consent is sought is necessary, and the decision is not appealed, the district may proceed with the action without the written consent of the ~~parent and/or adult student~~ parent/adult student. Consent must be revoked in writing.

### **Section 4. Written Notice**

#### **A. Definition**

Written notice is the act of informing a ~~parent and/or adult student~~ parent/adult student in writing within a reasonable amount of time, before the district proposes to initiate or change, or refuses to initiate or change, the student's special education identification, the evaluation, educational placement, or provision of FAPE.

#### **B. Criteria for Written Notice**

1. Written notice must be provided in a reasonable amount of time before implementing the proposed action.
2. Written notice shall be in language understandable to the general public. It must be provided in the native language or other mode of communication normally used by the ~~parent and/or adult student~~ parent/adult student unless it is clearly not feasible to do so. If the native language or other mode of communication is not a written language, the district shall take steps to ensure the following:
  - a. The notice is translated orally or by other means in the native language or other mode of communication.
  - b. The ~~parent and/or adult student~~ parent/adult student understands the content of the notice.

- c. There is written evidence that the notice requirements of this section have been met, such as a written record in the student's special education file documenting what was discussed.

When a ~~parent and/or adult student~~ parent/adult student disagrees with the district's written notice of a proposed or refused action, he or she can attempt to remedy the dispute using SDE processes, such as IEP facilitation, mediation, formal state complaint procedures, or due process hearing procedures afforded by the IDEA 2004. In addition, the ~~parent and/or adult student~~ parent/adult student may have the right to prevent the district from taking action by filing a written objection with the district.

### C. Written Notice Is Required

1. The district shall provide written notice before proposing to initiate or change the following:
  - a. identification of the student;
  - b. any assessments for initial evaluation or reevaluation;
  - c. educational placement; or
  - d. the provision of FAPE.
2. After the district's decision to refuse a parent's/~~and/or~~adult student's request to initiate or change the identification, assessment, placement, or provision of FAPE.
3. If the district refuses to convene an IEP team meeting at the request of a ~~parent and/or adult student~~ parent/adult student.
4. When the evaluation team determines that additional assessments are not required during a reevaluation to determine whether the student continues to meet eligibility criteria, the district shall provide written notice to the ~~parent and/or adult student~~ parent/adult student of the decision and the reasons for that decision. The ~~parent and/or adult student~~ parent/adult student must also be informed of his or her right to request assessments when necessary to determine continued eligibility.
5. If a parent files a due process hearing request, the district is required to give written notice specific to the issues raised in the due process hearing request within ten (10) days.
6. If the district has determined that the student is being removed for disciplinary purposes which constitutes a change of placement.

7. If the parent/adult student revokes consent for the continued provision of special education.

#### **D. Written Notice is Not Required**

The district is not required to provide written notice in the following situations:

1. ~~When~~ when reviewing existing data as part of an evaluation or a reevaluation- (however, the ~~parent and/or adult student~~ parent/adult student shall be afforded the opportunity to participate in the review of existing data);
2. ~~When~~ when tests are administered to both general and special education students in a grade or class;
3. ~~When~~ when teacher or related service provider observations, ongoing classroom evaluation, or criterion-referenced tests are used as assessments in determining the student's progress toward goals and benchmarks/objectives on the IEP; or
4. ~~Notice is not required~~ if outside observation is in relation to teacher's general practices.

#### **E. Content of Written Notice**

The content of written notice is intended to provide the ~~parent and/or adult student~~ parent/adult student with enough information so that he or she is able to fully understand the district's proposed action or refused action and to make informed decisions, if necessary.

The written notice shall include the following:

1. a description of the action proposed or refused by the district;
2. an explanation of why the district proposes or refuses to take the action;
3. a description of any other options the IEP team considered and the reasons why those options were rejected;
4. a description of each procedure, assessment, record, or report that the district used as a basis for the proposed or refused action;
5. a description of any other factors relevant to the proposed or refused action;

6. a statement that the ~~parent and/or adult student~~ parent/adult student has special education rights and a description of how to obtain a copy of the *Procedural Safeguards Notice*; and
7. sources to contact in obtaining assistance in understanding the *Procedural Safeguards Notice*.

#### **F. Objection to District Proposal**

If a ~~parent and/or adult student~~ parent/adult student disagrees with an IEP program change or placement change that is proposed by the IEP team ~~district~~, he or she may file a written objection to all or part of the proposed change. The district will respond as follows:

1. If the objection is postmarked or hand delivered within ten (10) calendar days of the date the ~~parent and/or adult student~~ parent/adult student received the written notice, the changes to which the ~~parent and/or adult student~~ parent/adult student objects cannot be implemented.
2. If a proposed change is being implemented during the ten (10) day period and an objection is received, the implementation of that change shall cease.
3. If an objection is made after ten (10) calendar days, the district may continue to implement the change, but the ~~parent and/or adult student~~ parent/adult student retains the right to exercise other procedures under the IDEA ~~2004~~.

The parties may resolve a disagreement using methods such as holding additional IEP team meetings, or utilizing SDE processes, such as IEP facilitation or mediation. If these attempts fail, the district may request a due process hearing regarding the proposed change. ~~Parent's and/or adult student's~~ parent's/adult student's written objection to an IEP or placement change cannot be used to prevent the district from unilaterally placing the student in an IAES in accordance with the IDEA ~~2004~~ procedures for discipline of a student.

#### **Section 5. Confidentiality and Access to Records**

The district shall collect, use, and maintain information about a student to make appropriate decisions concerning special education and the provision of FAPE. A student's special education case manager, usually the special education teacher, should organize all relevant records specific to district guidelines and the IDEA ~~2004~~ requirements.

The IDEA ~~2004~~ and FERPA contain provisions to protect the confidentiality of personally identifiable information in student special education records. These statutes also provide for the right to review and inspect records.

**A. Definition**

A “record” is defined as personally identifiable information directly related to the student and maintained by the district or a party acting for the district. A student record can be written or electronic.

1. The term “record” may include, but is not limited to, the following:
  - a. identifying data (name, address, parents, siblings, Social Security number, list of personal characteristics making identification reasonably certain by a person in the school community possible);
  - b. academic work completed (courses taken, transcript);
  - c. level of achievement (grades, portfolios, performance assessments, scores on standardized achievement tests, etc);
  - d. attendance data;
  - e. scores and protocols of standardized intelligence, aptitude, and psychological tests;
  - f. records of teachers, counselors, medical personnel, and psychologists working directly with a student if disclosed to others;
  - g. interest inventory results;
  - h. observations and verified reports of serious or recurring behavior patterns;
  - i. videotapes or audiotapes;
  - j. health data including medical assessments;
  - k. family background information;
  - l. transportation records; ~~and~~
  - m. student records maintained by agencies and individuals contracting with the district- ; and
  - n. email, text messages, or other written notes sent regarding the student or the student’s family.
2. The term “record” does not include:

- a. records of instructional, supervisory, ancillary, and administrative personnel that are kept in the sole possession of the maker of the record and are not accessible or revealed to any other person except a temporary substitute for the maker of the record;
- b. records created by law enforcement units of schools and maintained separately for non-educational purposes; and
- c. employment records about a student who is employed by a school or district- (Note: Records relating to an individual in attendance at the agency or institution who is employed as a result of his or her status as a student are education records and not excepted);
- d. records on a student who is eighteen (18) years of age or older, or is attending an institution of postsecondary education, that are:
  - 1) made or maintained by a physician, psychiatrist, psychologist, or other recognized professional or paraprofessional acting in his or her professional capacity or assisting in a paraprofessional capacity;
  - 2) made, maintained, or used only in connection with treatment of the student; and
  - 3) disclosed only to individuals providing the treatment (Note: "Treatment" does not include remediation educational activities or activities that a part of the program of instruction); and
- e. grades on peer-graded papers before they are collected and recorded by a teacher.

## B. Protection of Records

The district shall prevent unauthorized disclosure of personally identifiable information pertaining to students with disabilities. "Disclosure" is the release, transfer, or other communication of education records or of personally identifiable information contained in those records to any party, by any means, including oral, written, or electronic. Districts must have a policy to protect personally identifiable information from security risk resulting from unsecured data transmittal or storage.

To ensure protection of records, the district shall do the following:

1. Obtain written and dated consent from the ~~parent and/or adult student~~ parent/adult student before disclosing personally identifiable information:

- a. to unauthorized individuals; or
- b. for any purpose except as ~~required~~ authorized by the IDEA 2004, Part B by law.

~~In the event that a parent and/or adult student parent/adult student refuses consent for disclosure, SDE mediation may be offered as a voluntary way of resolving the disagreement.~~

2. Designate and train a records manager to assure security of confidential records for students with disabilities.
3. Maintain a log of requests for access to education records if the ~~disclosure~~ request is not ~~to~~ from a:
  - a. a ~~parent and/or adult student~~ parent/adult student;
  - b. a school employee with a legitimate educational interest;
  - c. a party seeking designated directory information; or
  - d. a party receiving the records as directed by a federal jury or other subpoena ordering no one to disclose the existence of the request to access records.

This log includes the name, agency affiliation, date, and purpose for accessing the records. A log documenting denials for records and partially fulfilled requests should also be maintained.

4. Maintain, for public inspection, a current listing of names and positions of employees who have access to personally identifiable information.
5. Establish procedures to ensure the confidentiality of personally identifiable information at collection, storage, disclosure, and destruction stages.
6. Ensure that, if any education record includes information on more than one student, a ~~parent and/or adult student~~ parent/adult student will only be allowed to inspect, review, or be informed about the record of the student at issue.
7. Ensure that each person collecting or using personally identifiable information receives training or instruction regarding the policies and procedures governing confidentiality. All staff members, even those who do not have access to special education records, should be informed about what is considered appropriate and inappropriate access to and use of information within the records. The district may

maintain a record of the training provided—including the name of the person or persons providing the training, dates of the training, those attending, and the subjects covered—for the purpose of documenting that new staff members have been trained as soon as possible after they have been hired.

### C. Access to Records

The district shall:

1. Annually notify the parents of all students, including students with disabilities currently in attendance, of their rights under FERPA. The notice shall include all of the following:
  - a. procedures for exercising the right to inspect and review education records;
  - b. procedures for requesting amendment of records; and
  - c. a specification of criteria for determining who constitutes a school official or employee in the district and what constitutes a legitimate educational interest.
2. Permit a ~~parent and/or adult student~~ parent/adult student, or his or her representative, to inspect and review any record relating to educational matters that is collected, maintained, or used by the district. The district will presume that a custodial or non-custodial parent has the authority to inspect and review a record relating to his or her child unless there are legal documents limiting access to those records under state law. A minor student's address will be deleted from any record if requested in writing by a custodial parent to prohibit a non-custodial parent from learning the address simply by having access to the school records.

The district will make records available to a ~~parent and/or adult student~~ parent/adult student for review:

- a. without delay but no later than forty-five (45) days after the request;
- b. before any meeting regarding an IEP;
- c. before a resolution session; and
- d. not less than five (5) business days before any due process hearing.

The district should note that test protocols may be part of a student's educational record. Test publishers require districts to maintain the integrity and validity of tests. Parents or others authorized by the parent/adult student interested in a student's test results are allowed to view the student's responses to test items, but only if the



- information is shared in the presence of a person qualified to explain the results and meaning of the various items and data contained in the protocol.
3. Upon request, provide a ~~parent and/or adult student~~ parent/adult student with a list of the types of education records the school collects, maintains, or uses and where they are kept.
  4. Respond to any reasonable request made by a ~~parent and/or adult student~~ parent/adult student for an explanation and interpretation of a record.
  5. Provide a copy of education records if a ~~parent and/or adult student~~ parent/adult student would otherwise be unable to effectively exercise his or her right to inspect and review those records. An education record may include copyrighted test protocols which include personally identifiable information, ~~in which case, the parent shall be allowed to inspect and review on premises. Even though it is important that standardized test items are protected from general release so that tests remain usable and valid, FERPA and the IDEA 2004 allow copies in these unique situations.~~ A fee may be charged for the copies, but not to search for or retrieve information. The district shall ~~will~~ publish a schedule of fees it intends to charge.
  6. Always provide a ~~parent and/or adult student~~ parent/adult student a copy of the IEP and any documentation of identification and eligibility.

#### D. Disclosures Not Requiring Consent

Consent is generally required to disclose personally identifiable information to others. However, consent is not required when:

1. A school official or employee has a legitimate educational interest to access the records.
2. A representative of the Federal Comptroller General, the United States Department of Education, or the State Department of Education (SDE) accesses records necessary for an audit or evaluation of a federal program or for enforcement or compliance with federal regulations.
3. A student transfers to another school or school system in which the student intends to enroll unless a district has adopted a procedure requiring consent. However, the ~~parent and/or adult student~~ parent/adult student should be notified of the request for records at the last known address of the ~~parent and/or adult student~~ parent/adult student unless he or she initiated the request.
4. The health and safety of the student or other individuals is in jeopardy because of an emergency.

5. The disclosure concerns the juvenile justice system's ability to effectively serve the student or the ability to respond to court orders or subpoenas, as specified in state law. The district will make a reasonable effort to notify the parent of the court order in advance of compliance, unless the subpoena specifically states that it is not to be disclosed.
6. An organization conducts studies on behalf of education agencies or institutions under specified FERPA criteria.
7. The disclosure is in connection with an application for financial aid and is necessary to determine eligibility for the aid, the amount of the aid, conditions for the aid, or to enforce the terms and conditions of the aid ("financial aid" means a payment of funds to an individual that is conditioned on the individual's attendance at an education agency or institution).
8. The district has designated information as "directory information" under the conditions in FERPA.

#### **E. Destruction of Records**

The district will maintain education records, including eligibility documentation and IEPs, for at least five (5) years after disenrollment from the district to demonstrate fiscal accountability and program compliance with the IDEA 2004 requirements. The district shall inform a parent and/or adult student when personally identifiable information collected, maintained, or used is to be destroyed because the information is no longer needed to provide educational services to the student.

~~The parent and/or adult student must be informed of the personally identifiable information that the district intends to destroy and that the information will be destroyed no earlier than forty five (45) calendar days from the date of the notice. The parent and/or adult student must also be informed of the procedure to follow if he or she wishes to formally object to the destruction of the information and wants the records sent to him or her.~~

Electronic copies will be treated as the original so long as those copies adequately capture any handwritten notes and signatures. Test Protocols and other assessment information shall be maintained during the period in which the report which utilizes such information is in effect.

Note: Medicaid-related records, specifically expenditure documentation, cost allocation process, all student records related to the Medicaid billing and service delivery (e.g., data sheets, IEPs, health care plans, physician recommendations for assessments and IEP services, evaluation recommendations, documented supervision of paraprofessionals), and revenue documentation, must be kept for a period of six (6) years.

The district must maintain the records for a minimum of five (5) years, unless Medicaid billing occurred, in which case the records must be maintained for six (6) years from the date the student was last enrolled in the district.

The ~~parent and/or adult student~~ parent/adult student must be informed of the personally identifiable information that the district intends to destroy and that the information will be destroyed no earlier than forty-five (45) calendar days from the date of the notice. The ~~parent and/or adult student~~ parent/adult student must also be informed of the procedure to follow if he or she wishes to formally object to the destruction of the information and wants the records sent to him or her.

Written and electronic records of individual students are confidential. The district will ensure the complete destruction of the records which may include but is not limited to: shredding, permanently deleting, shall be shredded or burned burning under supervision of the staff member responsible for the records if not released to the ~~parent and/or adult student~~ parent/adult student. The records manager should maintain a log that documents the date of destruction or release of records.

A permanent record of the student's name, address, phone number, grades, classes attended, immunization records, test scores, attendance record, grade level, and year completed may be maintained by the district without a time limitation. ~~Any other personally identifiable information shall be destroyed at the request of the parent and/or adult student if it is older than five (5) years and no longer needed to provide special education.~~ Any other personally identifiable information shall be destroyed at the request of the parent(s/adult former student. When informing the ~~parent and/or adult student~~ parent/adult student of his or her rights, the district should remind the ~~parent and/or adult student~~ parent/adult student that the records might be needed for Social Security benefits or other purposes in the future.

#### **F. Request for Amendment of Records**

A ~~parent and/or adult student~~ parent/adult student may request that the district amend the student's records if he or she believes that information collected, maintained, or used in the education record is inaccurate, misleading, or in violation of the privacy or other rights of the student. The district will use the following procedure:

1. The district, within a reasonable period of time—not to exceed forty-five (45) days of receipt of the request—must decide whether to amend the record. If the district refuses to amend the record, the ~~parent and/or adult student~~ parent/adult student must be informed of the refusal and be advised of the right to and procedure for requesting a district hearing under the district's FERPA policy. A district hearing is an informal hearing that does not have all the requirements of a due process hearing.

2. If a district hearing is requested and the district decides that the information is inaccurate, misleading, or in violation of the student's rights, the district shall amend the record and inform the ~~parent and/or adult student~~ parent/adult student in writing.
3. If a district hearing is requested and the district decides the information is accurate and does not violate the student's rights, the district shall inform the ~~parent and/or adult student~~ parent/adult student that he or she may place a statement in the record. This statement may comment on the information in the record or set forth the parent's/adult student's reasons for disagreeing with the district. Any statement placed with a record must accompany the record for as long as the district maintains the record. If the district discloses the record to any person, the district shall also disclose the statement.

### G. District Hearings on Procedures for Records

Each district is required to have a FERPA policy which includes the rights to request a hearing challenging the accuracy of records.

~~If a parent and/or adult student~~ parent/adult student requests a district hearing on a proposed amendment of education records, the district will follow these procedures:

- ~~1. The district hearing will be held within a reasonable amount of time after receiving the request. The district will give the parent and/or adult student~~ parent/adult student notice of the date, time, and place reasonably in advance of the hearing.
- ~~2. The district's hearing will be conducted by an employee of the district or other individual who does not have a direct interest in the outcome of the hearing. The district will give the parent and/or adult student~~ parent/adult student a full and fair opportunity to present evidence relevant to the issues raised. The parent and/or adult student ~~parent/adult student~~ may, at his or her own expense, be assisted or represented by one or more individuals of his or her own choice, including an attorney.
- ~~3. The district will make its decision in writing within a reasonable period of time after the hearing. The decision shall be based solely on the evidence presented at the district's hearing and shall include a summary of the evidence and the reasons for the decision.~~

### H. Students' Rights

When special education rights transfer to a student under the IDEA 2004 and Idaho Code, the FERPA rights regarding education records also transfer to the student. The district shall inform the ~~adult student and the parent~~ parent/adult student that both the IDEA 2004 and FERPA rights regarding education records transfer although FERPA gives the parent of a student who is claimed to be a dependent for IRS purposes the right to request access without the consent of the student.

## Section 6. Independent Educational Evaluations

### A. Definition

An independent educational evaluation (IEE) means one or more individual assessments, each completed by a qualified examiner who is not employed by the district responsible for the education of the student in question.

### B. Right to an IEE

1. A ~~parent and/or adult student~~ parent/adult student has the right to obtain an IEE at public expense if he or she disagrees with an evaluation obtained or conducted by the district. The ~~parent and/or adult student~~ parent/adult student is entitled to only one IEE at public expense for each district evaluation.
2. The ~~parent and/or adult student~~ parent/adult student has the right to an IEE at his or her own expense at any time, and the IEP team shall consider the results.
3. The ~~parent and/or adult student~~ parent/adult student is not automatically entitled to have additional assessments beyond those determined necessary by the district for an evaluation. However, if the ~~parent and/or adult student~~ parent/adult student is interested in additional or different assessments, ~~and the district refuses to provide them~~ the requested assessments and provides written notice of refusal, the parent/adult student may request a due process hearing, he or she may pursue additional assessments through a due process hearing request. In addition, the
4. A district may initiate a due process hearing, without undue delay, to determine if the evaluation it conducted is appropriate. If the final decision of a hearing officer, or a court of law's decision on an appeal, is that the evaluation conducted by the district was appropriate, the parent and/or adult student still has the right to an IEE but at his or her own expense.
5. A hearing officer may order an IEE at public expense if he or she determines that the evaluation conducted by the district was not appropriate.

### C. Procedures for Requesting an IEE

If a ~~parent and/or adult student~~ parent/adult student requests an IEE at public expense, the district may ask why he or she disagrees with the evaluation obtained by the district, but the district cannot require an explanation. The district shall give the ~~parent and/or adult student~~ parent/adult student the criteria under which an IEE can be obtained. The district's IEE criteria shall include the following information:

1. the location for the evaluation;
2. the required qualifications of the examiner;
3. the eligibility requirements for the specific disability categories; and
4. reasonable cost containment criteria applicable to personnel for specified assessments to eliminate unreasonably excessive fees.

Except for the criteria listed above, the district may not impose other conditions or timelines if doing so would be inconsistent with the parent's/~~adult student's~~ and/or adult student's right to an IEE. Upon request, a list of qualified examiners who can conduct an IEE will be provided.

A ~~parent and/or adult student~~ parent/adult student may request an opportunity to demonstrate that unique circumstances justify an IEE that does not fall within the district's cost criteria. If an IEE that falls outside the district's cost criteria is justified, that IEE will be publicly funded.

#### **D. District Responsibilities Following IEE Requests**

1. If a ~~parent and/or adult student~~ parent/adult student requests an IEE at public expense, the district shall do one of the following without unnecessary delay:
  - a. Provide the district's IEE criteria and information about where an IEE may be obtained.
  - b. ~~Offer SDE mediation to try to resolve differences.~~ e. Request a due process hearing to show that the district's evaluation is appropriate. If the final hearing decision is that the district's evaluation is appropriate, the ~~parent and/or adult student~~ parent/adult student may pursue an IEE, but at his or her own expense.
2. If a ~~parent and/or adult student~~ parent/adult student asks the district to pay for an IEE that has already been obtained, the district shall pay for the IEE if it meets the criteria for publicly funded IEEs. If the district believes that its evaluation was appropriate, but agrees to pay for the IEE, the district should state this in writing within the same document in which it agrees to pay. The district can also request SDE mediation.

#### **E. Consideration of the IEE Results**

If a ~~parent and/or adult student~~ parent/adult student obtains an IEE and makes that evaluation available to the district, the results must be considered by the district in any decision made with respect to the provision of FAPE. The results may also be presented as evidence at a hearing regarding the student. This is true regardless of whether the IEE is at the expense of the ~~parent and/or adult student~~ parent/adult student or district.

The results of an IEE cannot be the sole determining factor for eligibility. The evaluation team has the responsibility to use existing evaluation data in addition to the IEE to determine whether a student has or continues to have a disability under the IDEA ~~2004~~.

This page left intentionally blank



**Documents**  
**Documents**  
**Documents**  
**Documents**  
**Documents**  
**Documents**  
**Documents**  
**Documents**  
**Documents**  
**Documents**  
**Documents**  
**Documents**  
**Documents**  
**Documents**  
**Documents**

This page left intentionally blank

**Application for Surrogate Parent**

The District shall ensure that the rights of a student are protected when: no parent can be identified; the District, after reasonable efforts, cannot locate a parent; the child is a ward of the State under the laws of Idaho; or the child is an unaccompanied homeless youth. The duties of District include the assignment of an individual to act as a surrogate for the parents. This shall include a method for determining whether a student needs a surrogate parent and for assigning a surrogate parent to the student ~~no later than thirty (30) calendar days after the request.~~ The District shall ensure that a person selected as a surrogate parent is not an employee of the State Department of Education, the District or any other agency that is involved in the education or care of the student; has no personal or professional interest that conflicts with the interest of the student the surrogate parent represents; and has knowledge and skills that ensure adequate representation of the student. A person otherwise qualified to be a surrogate parent is not an employee of the District solely because he or she is paid by the District to serve as a surrogate parent.

Please return this form to the District office at: \_\_\_\_\_

Your Name: \_\_\_\_\_ Date: \_\_\_\_\_

Home Address: \_\_\_\_\_

Home Phone: \_\_\_\_\_ Work Phone: \_\_\_\_\_

Email address: \_\_\_\_\_

Do you have children in your care who are foster children or children with disabilities? .....  Yes  No  
If yes, please describe:

Are you conversant in any languages other than English? .....  Yes  No  
If yes, what languages other than English?

Are you able to attend meetings during the school or work day? .....  Yes  No

Do you have sufficient time to devote as a surrogate parent? .....  Yes  No

Are you willing to serve as a surrogate parent for at least one full academic year? .....  Yes  No

Please list your experiences with children or you such as parenting, organizations, etc.

Please list your previous training or experience with special education processes.

Please list your previous experiences as a surrogate parent.

Please list any preferences or exceptions regarding the student's school location or disability.

Please list three references we may contact:

1. Name: \_\_\_\_\_ Address: \_\_\_\_\_ Phone: \_\_\_\_\_

Email address: \_\_\_\_\_

2. Name: \_\_\_\_\_ Address: \_\_\_\_\_ Phone: \_\_\_\_\_

Email address: \_\_\_\_\_

STATE DEPARTMENT OF EDUCATION  
NOVEMBER 30, 2015

3. Name: \_\_\_\_\_ Address: \_\_\_\_\_ Phone: \_\_\_\_\_  
Email address: \_\_\_\_\_

**For District Use Only**

Documentation of reference checks:

Date trained as a surrogate parent:

<u>Appointment History</u>	<u>Student</u>	<u>School</u>	<u>Date Appointed</u>	<u>Date Terminated</u>

## Part B PROCEDURAL SAFEGUARDS NOTICE

Revised ~~June 2009~~ December 2015

The Individuals with Disabilities Education Act (IDEA), the Federal law concerning the education of students with disabilities, requires schools to provide you, the parents of a child with a disability, with a notice containing a full explanation of the procedural safeguards available under IDEA and U.S. Department of Education regulations. A copy of this notice must be given to you only one time a school year, except that a copy must also be given to you: (1) upon initial referral or your request for evaluation; (2) upon receipt of your first State complaint under 34 CFR §§300.151 through 300.153 and upon receipt of your first due process complaint under §300.507 in a school year; (3) when a decision is made to take a disciplinary action against your child that constitutes a change of placement; and (4) upon your request. [34 CFR §300.504(a)]

Your school district can provide more information on these rights. If you have questions, you should speak to the special education teacher, school principal, director of special education, or superintendent in the district.

### For further explanation on any of these rights you may also contact:

Idaho State Department of  
Education  
Division of Student  
Achievement and School  
Improvement  
P.O. Box 83720  
Boise, Idaho 83720-0027  
(208) 332-69104  
TT: 800-377-3529

Idaho Parents Unlimited,  
Inc. (IPUL)  
1878 W Overland  
Boise, Idaho 83705  
800-242-4785  
V/TT: (208) 342-5884

DisAbility Rights Idaho  
(formerly Comprehensive  
Advocacy, Inc. (Co-Ad))  
4477 Emerald St., Suite B-  
100  
Boise, Idaho 83706  
866-262-3462  
V/TT: 800-632-5125  
V/TT: (208) 336-5353

### DisAbility Rights Idaho

#### Boise Office:

4477 Emerald Street, Suite B-  
100  
Boise, ID 83706-2066  
208-336-5353  
208-336-5396 (fax)  
800-632-5125 (toll-free)

#### Pocatello Office:

1246 Yellowstone Avenue,  
Suite A-3  
Pocatello, ID 83201-4374  
208-232-0922  
208-232-0938 (fax)  
866-309-1589 (toll-free)

### Idaho Parents Unlimited, Inc. (IPUL)

500 South 8<sup>th</sup> Street  
1878 W Overland  
Boise, ID 837052  
800/242-IPUL (4785)  
V/TT: 208/342-5884  
Web: [ipulidaho.org](http://ipulidaho.org)

*Web: [disabilityrightsidaho.org](http://disabilityrightsidaho.org)*

## Table of Contents

<b>General Information</b> .....	<b>1</b>
Prior Written Notice.....	1
Native Language.....	2
Electronic Mail.....	2
Parental Consent—Definition.....	2
Parental Consent .....	3
Independent Educational Evaluations.....	6
<b>Confidentiality of Information</b> .....	<b>8</b>
Definitions .....	8
Personally Identifiable.....	8
Notice to Parents .....	8
Access Rights .....	9
Record of Access.....	9
Records on More Than One Child .....	10
List of Types and Locations of Information .....	10
Fees.....	10
Amendment of Records at Parent’s Request.....	10
Opportunity for a Hearing.....	11
Hearing Procedures .....	11
Result of Hearing .....	11
Consent For Disclosure of Personally Identifiable Information.....	11
Safeguards .....	12
Destruction of Information.....	12
<b>State Complaint Procedures</b> .....	<b>13</b>
Differences Between the Procedures for Due Process Complaints and Hearings and for State Complaints .....	13
Adoption of State Complaint Procedures .....	13
Minimum State Complaint Procedures.....	14
Filing a State Complaint.....	15
<b>Due Process Complaint Procedures</b> .....	<b>17</b>
Filing a Due Process Complaint.....	17
Due Process Complaint .....	23
Model Forms .....	25
Mediation .....	25
Resolution Process .....	26
<b>Hearings on Due Process Complaints</b> .....	<b>29</b>
Impartial Due Process Hearing .....	29
Hearing Rights .....	30

Hearing Decisions..... 31

**Appeals ..... 32**

    Finality of Decision; Appeal; Impartial Review ..... 32

    Timelines and Convenience of Hearings and Reviews ..... 32

    Civil Actions, Including the Time Period in Which to File Those Actions ..... 32

    The Child’s Placement While the Due Process Complaint and Hearing  
    are Pending..... 33

    Attorneys’ Fees ..... 34

**Procedures When Disciplining Children with Disabilities ..... 37**

    Authority of School Personnel..... 37

    Change of Placement Because of Disciplinary Removals ..... 40

    Determination of Setting ..... 40

    Appeal..... 40

    Placement During Appeals ..... 42

    Protections for Children Not Yet Eligible for Special Education and  
    Related Services ..... 42

    Referral to and Action by Law Enforcement and Judicial Authorities ..... 43

**Requirements for Unilateral Placement by Parents of Children in Private  
Schools at Public Expense ..... 44**

    General ..... 44

## GENERAL INFORMATION

### PRIOR WRITTEN NOTICE

#### 34 CFR §300.503

##### Notice

Your school district must give you written notice (provide you certain information in writing), within a reasonable amount of time before it:

1. Proposes to initiate or to change the identification, evaluation, or educational placement of your child, or the provision of a free appropriate public education (FAPE) to your child; **or**
2. Refuses to initiate or to change the identification, evaluation, or educational placement of your child, or the provision of FAPE to your child.

##### Content of notice

The written notice must:

1. Describe the action that your school district proposes or refuses to take;
2. Explain why your school district is proposing or refusing to take the action;
3. Describe each evaluation procedure, assessment, record, or report your school district used in deciding to propose or refuse the action;
4. Include a statement that you have protections under the procedural safeguards provisions in Part B of IDEA;
5. Tell you how you can obtain a description of the procedural safeguards if the action that your school district is proposing or refusing is not an initial referral for evaluation;
6. Include resources for you to contact for help in understanding Part B of IDEA;
7. Describe any other options that your child's individualized education program (IEP) Team considered and the reasons why those options were rejected; **and**
8. Provide a description of other reasons why your school district proposed or refused the action.

##### Notice in understandable language

The notice must be:

1. Written in language understandable to the general public; **and**
2. Provided in your native language or other mode of communication you use, unless it is clearly not feasible to do so.



If your native language or other mode of communication is not a written language, your school district must ensure that:

1. The notice is translated for you orally or by other means in your native language or other mode of communication;
2. You understand the content of the notice; **and**
3. There is written evidence that the requirements in paragraphs 1 and 2 have been met.

## **NATIVE LANGUAGE**

---

### **34 CFR §300.29**

*Native language*, when used regarding an individual who has limited English proficiency, means the following:

1. The language normally used by that person, or, in the case of a child, the language normally used by the child's parents;
2. In all direct contact with a child (including evaluation of the child), the language normally used by the child in the home or learning environment.

For a person with deafness or blindness, or for a person with no written language, the mode of communication is what the person normally uses (such as sign language, Braille, or oral communication).

## **ELECTRONIC MAIL**

---

### **34 CFR §300.505**

If your school district offers parents the choice of receiving documents by e-mail, you may choose to receive the following by e-mail:

1. Prior written notice;
2. Procedural safeguards notice; **and**
3. Notices related to a due process complaint.

## **PARENTAL CONSENT – DEFINITION**

---

### **34 CFR §300.9**

#### **Consent**

*Consent* means:

1. You have been fully informed in your native language or other mode of communication (such as sign language, Braille, or oral communication) of all information about the action for which you are giving consent.

2. You understand and agree in writing to that action, and the consent describes that action and lists the records (if any) that will be released and to whom; **and**
3. You understand that the consent is voluntary on your part and that you may withdraw your consent at any time.

If you wish to revoke (cancel) your consent after your child has begun receiving special education and related services, you must do so in writing. Your withdrawal of consent does not negate (undo) an action that has occurred after you gave your consent but before you withdrew it. In addition, the school district is not required to amend (change) your child's education records to remove any references that your child received special education and related services after your withdrawal of consent.

## **PARENTAL CONSENT**

---

### **34 CFR §300.300**

#### **Consent for initial evaluation**

Your school district cannot conduct an initial evaluation of your child to determine whether your child is eligible under Part B of IDEA to receive special education and related services without first providing you with prior written notice of the proposed action and obtaining your consent as described under the headings ***Prior Written Notice*** and ***Parental Consent***.

Your school district must make reasonable efforts to obtain your informed consent for an initial evaluation to decide whether your child is a child with a disability.

Your consent for initial evaluation does not mean that you have also given your consent for the school district to start providing special education and related services to your child.

Your school district may not use your refusal to consent to one service or activity related to the initial evaluation as a basis for denying you or your child any other service, benefit, or activity, unless another Part B requirement requires the school district to do so.

If your child is enrolled in public school or you are seeking to enroll your child in a public school and you have refused to provide consent or failed to respond to a request to provide consent for an initial evaluation, your school district may, but is not required to, seek to conduct an initial evaluation of your child by using the IDEA's mediation or due process complaint, resolution meeting, and impartial due process hearing procedures. Your school district will not violate its obligations to locate, identify and evaluate your child if it does not pursue an evaluation of your child in these circumstances.

#### **Special rules for initial evaluation of wards of the State**

If a child is a ward of the State and is not living with his or her parent —

The school district does not need consent from the parent for an initial evaluation to determine if the child is a child with a disability if:

1. Despite reasonable efforts to do so, the school district cannot find the child's parent;
2. The rights of the parents have been terminated in accordance with State law; **or**
3. A judge has assigned the right to make educational decisions to an individual other than the parent and that individual has provided consent for an initial evaluation.

*Ward of the State*, as used in IDEA, means a child who, as determined by the State where the child lives, is:

1. A foster child;
2. Considered a ward of the State under State law; **or**
3. In the custody of a public child welfare agency.

There is one exception that you should know about. *Ward of the State* does not include a foster child who has a foster parent who meets the definition of a *parent* as used in IDEA.

### **Parental consent for services**

Your school district must obtain your informed consent before providing special education and related services to your child for the first time.

The school district must make reasonable efforts to obtain your informed consent before providing special education and related services to your child for the first time.

If you do not respond to a request to provide your consent for your child to receive special education and related services for the first time, or if you refuse to give such consent or later revoke (cancel) your consent in writing, your school district may not use the procedural safeguards (i.e., mediation, due process complaint, resolution meeting, or an impartial due process hearing) in order to obtain agreement or a ruling that the special education and related services (recommended by your child's IEP Team) may be provided to your child without your consent.

If you refuse to give your consent for your child to receive special education and related services for the first time, or if you do not respond to a request to provide such consent or later revoke (cancel) your consent in writing and the school district does not provide your child with the special education and related services for which it sought your consent, your school district:

1. Is not in violation of the requirement to make a free appropriate public education (FAPE) available to your child for its failure to provide those services to your child; **and**
2. Is not required to have an individualized education program (IEP) meeting or develop an IEP for your child for the special education and related services for which your consent was requested.

If you revoke (cancel) your consent in writing at any point after your child is first provided special education and related services, then the school district may not

continue to provide such services, but must provide you with prior written notice, as described under the heading ***Prior Written Notice***, before discontinuing those services.

#### Parent's Right to Object

Once you consent to the initial start of services, the school district is not required to obtain your consent to make changes to the IEP. However, if you do not want the school district to implement the changes to the IEP, you must submit your objections in writing. Your written objections must either be postmarked or hand-delivered to the school district within 10 days of receiving the written notice of the changes.

IDAPA 8.02.03.109.05a

#### Parental consent for reevaluations

Your school district must obtain your informed consent before it reevaluates your child, unless your school district can demonstrate that:

1. It took reasonable steps to obtain your consent for your child's reevaluation; **and**
2. You did not respond.

If you refuse to consent to your child's reevaluation, the school district may, but is not required to, pursue your child's reevaluation by using the mediation, due process complaint, resolution meeting, and impartial due process hearing procedures to seek to override your refusal to consent to your child's reevaluation. As with initial evaluations, your school district does not violate its obligations under Part B of IDEA if it declines to pursue the reevaluation in this manner.

#### Documentation of reasonable efforts to obtain parental consent

Your school must maintain documentation of reasonable efforts to obtain your consent for initial evaluations, to provide special education and related services for the first time, for a reevaluation, and to locate parents of wards of the State for initial evaluations. The documentation must include a record of the school district's attempts in these areas, such as:

1. Detailed records of telephone calls made or attempted and the results of those calls;
2. Copies of correspondence sent to you and any responses received; **and**
3. Detailed records of visits made to your home or place of employment and the results of those visits.

#### Other consent requirements

Your consent is not required before your school district may:

1. Review existing data as part of your child's evaluation or a reevaluation; **or**
2. Give your child a test or other evaluation that is given to all children unless, before that test or evaluation, consent is required from parents of all children.

The school district must develop and implement procedures to ensure that your refusal to consent to any of these other services and activities does not result in a failure to provide your child with a free appropriate public education (FAPE). Also, your school district may not use your refusal to consent to one of these services or activities as a basis for denying any other service, benefit, or activity, unless another Part B requirement requires the school district to do so.

If you have enrolled your child in a private school at your own expense or if you are home schooling your child, and you do not provide your consent for your child's initial evaluation or your child's reevaluation, or you fail to respond to a request to provide your consent, the school district may not use its dispute resolution procedures (i.e., mediation, due process complaint, resolution meeting, or an impartial due process hearing) and is not required to consider your child as eligible to receive equitable services (services made available to some parentally-placed private school children with disabilities).

## INDEPENDENT EDUCATIONAL EVALUATIONS

---

### 34 CFR §300.502

#### General

As described below, you have the right to obtain an independent educational evaluation (IEE) of your child if you disagree with the evaluation of your child that was obtained by your school district.

If you request an independent educational evaluation, the school district must provide you with information about where you may obtain an independent educational evaluation and about the school district's criteria that apply to independent educational evaluations.

#### Definitions

*Independent educational evaluation* means an evaluation conducted by a qualified examiner who is not employed by the school district responsible for the education of your child.

*Public expense* means that the school district either pays for the full cost of the evaluation or ensures that the evaluation is otherwise provided at no cost to you, consistent with the provisions of Part B of IDEA, which allow each State to use whatever State, local, Federal, and private sources of support are available in the State to meet the requirements of Part B of the Act.

#### Right to evaluation at public expense

You have the right to an independent educational evaluation of your child at public expense if you disagree with an evaluation of your child obtained by your school district, subject to the following conditions:

1. If you request an independent educational evaluation of your child at public expense, your school district must, without unnecessary delay, either: (a) File a

due process complaint to request a hearing to show that its evaluation of your child is appropriate; or (b) Provide an independent educational evaluation at public expense, unless the school district demonstrates in a hearing that the evaluation of your child that you obtained did not meet the school district's criteria.

2. If your school district requests a hearing and the final decision is that your school district's evaluation of your child is appropriate, you still have the right to an independent educational evaluation, but not at public expense.
3. If you request an independent educational evaluation of your child, the school district may ask why you object to the evaluation of your child obtained by your school district. However, your school district may not require an explanation and may not unreasonably delay either providing the independent educational evaluation of your child at public expense or filing a due process complaint to request a due process hearing to defend the school district's evaluation of your child.

You are entitled to only one independent educational evaluation of your child at public expense each time your school district conducts an evaluation of your child with which you disagree.

### **Parent-initiated evaluations**

If you obtain an independent educational evaluation of your child at public expense or you share with the school district an evaluation of your child that you obtained at private expense:

1. Your school district must consider the results of the evaluation of your child, if it meets the school district's criteria for independent educational evaluations, in any decision made with respect to the provision of a free appropriate public education (FAPE) to your child; **and**
2. You or your school district may present the evaluation as evidence at a due process hearing regarding your child.

### **Requests for evaluations by hearing officers**

If a hearing officer requests an independent educational evaluation of your child as part of a due process hearing, the cost of the evaluation must be at public expense.

### **School district criteria**

If an independent educational evaluation is at public expense, the criteria under which the evaluation is obtained, including the location of the evaluation and the qualifications of the examiner, must be the same as the criteria that the school district uses when it initiates an evaluation (to the extent those criteria are consistent with your right to an independent educational evaluation).

Except for the criteria described above, a school district may not impose conditions or timelines related to obtaining an independent educational evaluation at public expense.

## CONFIDENTIALITY OF INFORMATION

### DEFINITIONS

---

#### 34 CFR §300.611

As used under the heading **Confidentiality of Information**:

*Destruction* means physical destruction or removal of personal identifiers from information so that the information is no longer personally identifiable.

*Education records* means the type of records covered under the definition of “education records” in 34 CFR Part 99 (the regulations implementing the Family Educational Rights and Privacy Act of 1974, 20 U.S.C. 1232g (FERPA)).

*Participating agency* means any school district, agency or institution that collects, maintains, or uses personally identifiable information, or from which information is obtained, under Part B of IDEA.

### PERSONALLY IDENTIFIABLE

---

#### 34 CFR §300.32

*Personally identifiable* means information that includes:

- (a) Your child's name, your name as the parent, or the name of another family member;
- (b) Your child's address;
- (c) A personal identifier, such as your child's social security number or student number; **or**
- (d) A list of personal characteristics or other information that would make it possible to identify your child with reasonable certainty.

### NOTICE TO PARENTS

---

#### 34 CFR §300.612

The State Educational Agency must give notice that is adequate to fully inform parents about confidentiality of personally identifiable information, including:

1. A description of the extent to which the notice is given in the native languages of the various population groups in the State;
2. A description of the children on whom personally identifiable information is maintained, the types of information sought, the methods the State intends to use in gathering the information (including the sources from whom information is gathered), and the uses to be made of the information;

3. A summary of the policies and procedures that participating agencies must follow regarding storage, disclosure to third parties, retention, and destruction of personally identifiable information; **and**
4. A description of all of the rights of parents and children regarding this information, including the rights under the Family Educational Rights and Privacy Act (FERPA) and its implementing regulations in 34 CFR Part 99.

Before any major activity to identify, locate, or evaluate children in need of special education and related services (also known as “child find”), the notice must be published or announced in newspapers or other media, or both, with circulation adequate to notify parents throughout the State of these activities.

## **ACCESS RIGHTS**

---

### **34 CFR §300.613**

The participating agency must permit you to inspect and review any education records relating to your child that are collected, maintained, or used by your school district under Part B of IDEA. The participating agency must comply with your request to inspect and review any education records on your child without unnecessary delay and before any meeting regarding an individualized education program (IEP), or any impartial due process hearing (including a resolution meeting or a hearing regarding discipline), and in no case more than 45 calendar days after you have made a request.

Your right to inspect and review education records includes:

1. Your right to a response from the participating agency to your reasonable requests for explanations and interpretations of the records;
2. Your right to request that the participating agency provide copies of the records if you cannot effectively inspect and review the records unless you receive those copies; **and**
3. Your right to have your representative inspect and review the records.

The participating agency may presume that you have authority to inspect and review records relating to your child unless advised that you do not have the authority under applicable State law governing such matters as guardianship, separation, and divorce.

## **RECORD OF ACCESS**

---

### **34 CFR §300.614**

Each participating agency must keep a record of parties obtaining access to education records collected, maintained, or used under Part B of IDEA (except access by parents and authorized employees of the participating agency), including the name of the party, the date access was given, and the purpose for which the party is authorized to use the records.



## **RECORDS ON MORE THAN ONE CHILD**

---

### **34 CFR §300.615**

If any education record includes information on more than one child, the parents of those children have the right to inspect and review only the information relating to their child or to be informed of that specific information.

## **LIST OF TYPES AND LOCATIONS OF INFORMATION**

---

### **34 CFR §300.616**

On request, each participating agency must provide you with a list of the types and locations of education records collected, maintained, or used by the agency.

## **FEES**

---

### **34 CFR §300.617**

Each participating agency may charge a fee for copies of records that are made for you under Part B of IDEA, if the fee does not effectively prevent you from exercising your right to inspect and review those records.

A participating agency may not charge a fee to search for or to retrieve information under Part B of IDEA.

## **AMENDMENT OF RECORDS AT PARENT'S REQUEST**

---

### **34 CFR §300.618**

If you believe that information in the education records regarding your child collected, maintained, or used under Part B of IDEA is inaccurate, misleading, or violates the privacy or other rights of your child, you may request the participating agency that maintains the information to change the information.

The participating agency must decide whether to change the information in accordance with your request within a reasonable period of time of receipt of your request.

If the participating agency refuses to change the information in accordance with your request, it must inform you of the refusal and advise you of your right to a hearing as described under the heading *Opportunity For a Hearing*.

## OPPORTUNITY FOR A HEARING

---

### 34 CFR §300.619

The participating agency must, on request, provide you an opportunity for a hearing to challenge information in education records regarding your child to ensure that it is not inaccurate, misleading, or otherwise in violation of the privacy or other rights of your child.

## HEARING PROCEDURES

---

### 34 CFR §300.621

A hearing to challenge information in education records must be conducted according to the procedures for such hearings under the Family Educational Rights and Privacy Act (FERPA).

## RESULT OF HEARING

---

### 34 CFR §300.620

If, as a result of the hearing, the participating agency decides that the information is inaccurate, misleading or otherwise in violation of the privacy or other rights of your child, it must change the information accordingly and inform you in writing.

If, as a result of the hearing, the participating agency decides that the information is not inaccurate, misleading, or otherwise in violation of the privacy or other rights of your child, it must inform you of your right to place in the records that it maintains on your child a statement commenting on the information or providing any reasons you disagree with the decision of the participating agency.

Such an explanation placed in the records of your child must:

1. Be maintained by the participating agency as part of the records of your child as long as the record or contested portion is maintained by the participating agency; **and**
2. If the participating agency discloses the records of your child or the challenged information to any party, the explanation must also be disclosed to that party.

## CONSENT FOR DISCLOSURE OF PERSONALLY IDENTIFIABLE INFORMATION

---

### 34 CFR §300.622

Unless the information is contained in education records, and the disclosure is authorized without parental consent under the Family Educational Rights and Privacy Act (FERPA), your consent must be obtained before personally identifiable information

is disclosed to parties other than officials of participating agencies. Except under the circumstances specified below, your consent is not required before personally identifiable information is released to officials of participating agencies for purposes of meeting a requirement of Part B of IDEA.

Your consent, or consent of an eligible child who has reached the age of majority under State law, must be obtained before personally identifiable information is released to officials of participating agencies providing or paying for transition services.

If your child is in, or is going to go to, a private school that is not located in the same school district you reside in, your consent must be obtained before any personally identifiable information about your child is released between officials in the school district where the private school is located and officials in the school district where you reside.

## **SAFEGUARDS**

---

### **34 CFR §300.623**

Each participating agency must protect the confidentiality of personally identifiable information at collection, storage, disclosure, and destruction stages.

One official at each participating agency must assume responsibility for ensuring the confidentiality of any personally identifiable information.

All persons collecting or using personally identifiable information must receive training or instruction regarding your State's policies and procedures regarding confidentiality under Part B of IDEA and the Family Educational Rights and Privacy Act (FERPA).

Each participating agency must maintain, for public inspection, a current listing of the names and positions of those employees within the agency who may have access to personally identifiable information.

## **DESTRUCTION OF INFORMATION**

---

### **34 CFR §300.624**

Your school district must inform you when personally identifiable information collected, maintained, or used under Part B of IDEA is no longer needed to provide educational services to your child.

The information must be destroyed at your request. However, a permanent record of your child's name, address, and phone number, his or her grades, attendance record, classes attended, grade level completed, and year completed may be maintained without time limitation.

## STATE COMPLAINT PROCEDURES

### DIFFERENCES BETWEEN THE PROCEDURES FOR DUE PROCESS COMPLAINTS AND HEARINGS AND FOR STATE COMPLAINTS

---

The regulations for Part B of IDEA set forth separate procedures for State complaints and for due process complaints and hearings. As explained below, any individual or organization may file a State complaint alleging a violation of any Part B requirement by a school district, the State Educational Agency, or any other public agency. Only you or a school district may file a due process complaint on any matter relating to a proposal or a refusal to initiate or change the identification, evaluation, or educational placement of a child with a disability, or the provision of a free appropriate public education (FAPE) to the child. While staff of the State Educational Agency generally must resolve a State complaint within a 60-calendar-day timeline, unless the timeline is properly extended, an impartial hearing officer must hear a due process complaint (if not resolved through a resolution meeting or through mediation) and issue a written decision within 45-calendar-days after the end of the resolution period, as described in this document under the heading Resolution Process, unless the hearing officer grants a specific extension of the timeline at your request or the school district's request. The State complaint and due process complaint, resolution and hearing procedures are described more fully below. The State Educational Agency must develop model forms to help you file a due process complaint and help you or other parties to file a State complaint as described under the heading *Model Forms*.

### ADOPTION OF STATE COMPLAINT PROCEDURES

---

#### 34 CFR §300.151

##### General

Each State Educational Agency must have written procedures for:

1. Resolving any complaint, including a complaint filed by an organization or individual from another State;
2. The filing of a complaint with the State Educational Agency;
3. Widely disseminating the State complaint procedures to parents and other interested individuals, including parent training and information centers, protection and advocacy agencies, independent living centers, and other appropriate entities.

### Remedies for denial of appropriate services

In resolving a State complaint in which the State Educational Agency has found a failure to provide appropriate services, the State Educational Agency must address:

1. The failure to provide appropriate services, including corrective action appropriate to address the needs of the child (such as compensatory services or monetary reimbursement); **and**
2. Appropriate future provision of services for all children with disabilities.

## MINIMUM STATE COMPLAINT PROCEDURES

---

### 34 CFR §300.152

#### Time limit; minimum procedures

Each State Educational Agency must include in its State complaint procedures a time limit of 60 calendar days after a complaint is filed to:

1. Carry out an independent on-site investigation, if the State Educational Agency determines that an investigation is necessary;
2. Give the complainant the opportunity to submit additional information, either orally or in writing, about the allegations in the complaint;
3. Provide the school district or other public agency with the opportunity to respond to the complaint, including, at a minimum: (a) at the option of the agency, a proposal to resolve the complaint; **and** (b) an opportunity for a parent who has filed a complaint and the agency to agree voluntarily to engage in mediation;
4. Review all relevant information and make an independent determination as to whether the school district or other public agency is violating a requirement of Part B of IDEA; **and**
5. Issue a written decision to the complainant that addresses each allegation in the complaint and contains: (a) findings of fact and conclusions; **and** (b) the reasons for the State Educational Agency's final decision.

#### Time extension; final decision; implementation

The State Educational Agency's procedures described above also must:

1. Permit an extension of the 60 calendar-day time limit only if: (a) exceptional circumstances exist with respect to a particular State complaint; **or** (b) you and the school district or other public agency involved voluntarily agree to extend the time to resolve the matter through mediation or alternative means of dispute resolution, if available in the State.
2. Include procedures for effective implementation of the State Educational Agency's final decision, if needed, including: (a) technical assistance activities; (b) negotiations; **and** (c) corrective actions to achieve compliance.

### State complaints and due process hearings

If a written State complaint is received that is also the subject of a due process hearing as described under the heading ***Filing a Due Process Complaint***, or the State complaint contains multiple issues of which one or more are part of such a hearing, the State must set aside any part of the State complaint that is being addressed in the due process hearing until the hearing is over. Any issue in the State complaint that is not a part of the due process hearing must be resolved using the time limit and procedures described above.

If an issue raised in a State complaint has previously been decided in a due process hearing involving the same parties (for example, you and the school district), then the due process hearing decision is binding on that issue and the State Educational Agency must inform the complainant that the decision is binding.

A complaint alleging a school district's or other public agency's failure to implement a due process hearing decision must be resolved by the State Educational Agency.

## FILING A STATE COMPLAINT

---

### 34 CFR §300.153

An organization or individual may file a signed written State complaint under the procedures described above.

The State complaint must include:

1. A statement that a school district or other public agency has violated a requirement of Part B of IDEA or its implementing regulations in 34 CFR Part 300;
2. The facts on which the statement is based;
3. The signature and contact information for the party filing the complaint; and
4. If alleging violations regarding a specific child:
  - (a) The name of the child and address of the residence of the child;
  - (b) The name of the school the child is attending;
  - (c) In the case of a homeless child or youth, available contact information for the child, and the name of the school the child is attending;
  - (d) A description of the nature of the problem of the child, including facts relating to the problem; **and**
  - (e) A proposed resolution of the problem to the extent known and available to the party filing the complaint at the time the complaint is filed.

The complaint must allege a violation that occurred not more than one year prior to the date that the complaint is received as described under the heading ***Adoption of State Complaint Procedures***.

The party filing the State complaint must forward a copy of the complaint to the school district or other public agency serving the child at the same time the party files the complaint with the State Educational Agency.

## DUE PROCESS COMPLAINT PROCEDURES

### FILING A DUE PROCESS COMPLAINT

#### 34 CFR §300.507

##### General

You or the school district may file a due process complaint on any matter relating to a proposal or a refusal to initiate or change the identification, evaluation or educational placement of your child, or the provision of a free appropriate public education (FAPE) to your child.

The due process complaint must allege a violation that happened not more than two years before you or the school district knew or should have known about the alleged action that forms the basis of the due process complaint.

The above timeline does not apply to you if you could not file a due process complaint within the timeline because:

1. The school district specifically misrepresented that it had resolved the issues identified in the complaint; **or**
2. The school district withheld information from you that it was required to provide you under Part B of IDEA.

##### Information for parents

The school district must inform you of any free or low-cost legal and other relevant services available in the area if you request the information, **or** if you or the school district file a due process complaint.

Idaho Parents Unlimited, Inc.  
1878 W Overland  
Boise, Idaho 83705  
800-242-4785  
V/TT: (208) 342-5884

DisAbility Rights Idaho  
4477 Emerald St., Suite B-100  
Boise, Idaho 83706  
866-262-3462  
V/TT: 800-632-5125  
V/TT: (208) 336-5353

##### **DisAbility Rights Idaho**

##### **Boise Office:**

4477 Emerald Street, Suite B-100  
Boise, ID 83706-2066  
208-336-5353

##### **Idaho Parents Unlimited, Inc. (IPUL)**

208-336-5396 (fax)  
800-632-5125 (toll-free)

##### **Pocatello Office:**

1246 Yellowstone Avenue, Suite A-3  
Pocatello, ID 83201-4374  
500 South 8<sup>th</sup> Street  
1878 W Overland  
Boise, ID 837052

208-232-0922  
208-232-0938 (fax)  
866-309-1589 (toll-free)

*Web:disabilityrightsidaho.org*  
*g*

800/242-IPUL (4785)  
V/TT: 208/342-5884  
Web: *ipulidaho.org*



## **DUE PROCESS COMPLAINT**

---

### **34 CFR §300.508**

#### **General**

In order to request a hearing, you or the school district (or your attorney or the school district's attorney) must submit a due process complaint to the other party. That complaint must contain all of the content listed below and must be kept confidential.

Whoever files the complaint must also provide the State Educational Agency with a copy of the complaint.

#### **Content of the complaint**

The due process complaint must include:

1. The name of the child;
2. The address of the child's residence;
3. The name of the child's school;
4. If the child is a homeless child or youth, the child's contact information and the name of the child's school;
5. A description of the nature of the problem of the child relating to the proposed or refused action, including facts relating to the problem; **and**
6. A proposed resolution of the problem to the extent known and available to the complaining party (you or the school district) at the time.

#### **Notice required before a hearing on a due process complaint**

You or the school district may not have a due process hearing until you or the school district (or your attorney or the school district's attorney) files a due process complaint that includes the information listed above.

#### **Sufficiency of complaint**

In order for a due process complaint to go forward, it must be considered sufficient. The due process complaint will be considered sufficient (to have met the content requirements above) unless the party receiving the due process complaint (you or the school district) notifies the hearing officer and the other party in writing, within 15 calendar days of receiving the complaint, that the receiving party believes that the due process complaint does not meet the requirements listed above.

Within five calendar days of receiving the notification that the receiving party (you or the school district) considers a due process complaint insufficient, the hearing officer must decide if the due process complaint meets the requirements listed above, and notify you and the school district in writing immediately.

### Complaint amendment

You or the school district may make changes to the complaint only if:

1. The other party approves of the changes in writing and is given the chance to resolve the due process complaint through a resolution meeting, described under the heading **Resolution Process**; or
2. By no later than five days before the due process hearing begins, the hearing officer grants permission for the changes.

If the complaining party (you or the school district) makes changes to the due process complaint, the timelines for the resolution meeting (within 15 calendar days of receiving the complaint) and the time period for resolution (within 30 calendar days of receiving the complaint) start again on the date the amended complaint is filed.

### Local educational agency (LEA) or school district response to a due process complaint

If the school district has not sent a prior written notice to you, as described under the heading **Prior Written Notice**, regarding the subject matter contained in your due process complaint, the school district must, within 10 calendar days of receiving the due process complaint, send to you a response that includes:

1. An explanation of why the school district proposed or refused to take the action raised in the due process complaint;
2. A description of other options that your child's individualized education program (IEP) Team considered and the reasons why those options were rejected;
3. A description of each evaluation procedure, assessment, record, or report the school district used as the basis for the proposed or refused action; **and**
4. A description of the other factors that are relevant to the school district's proposed or refused action.

Providing the information in items 1-4 above does not prevent the school district from asserting that your due process complaint was insufficient.

### Other party response to a due process complaint

Except as stated under the sub-heading immediately above, **Local educational agency (LEA) or school district response to a due process complaint**, the party receiving a due process complaint must, within 10 calendar days of receiving the complaint, send the other party a response that specifically addresses the issues in the complaint.

## MODEL FORMS

---

### 34 CFR §300.509

The State Educational Agency must develop model forms to help you to file a due process complaint and to help you and other parties to file a State complaint. However, your State or the school district may not require the use of these model forms. In fact, you can use the model form or another appropriate form, so long as it contains the required information for filing a due process complaint or a State complaint.

## MEDIATION

---

### 34 CFR §300.506

#### General

The school district must develop procedures that make mediation available to allow you and the school district to resolve disagreements involving any matter under Part B of IDEA, including matters arising prior to the filing of a due process complaint. Thus, mediation is available to resolve disputes under Part B of IDEA, whether or not you have filed a due process complaint to request a due process hearing as described under the heading *Filing a Due Process Complaint*.

#### Requirements

The procedures must ensure that the mediation process:

1. Is voluntary on your part and the school district's part;
2. Is not used to deny or delay your right to a due process hearing, or to deny any other rights provided under Part B of IDEA; **and**
3. Is conducted by a qualified and impartial mediator who is trained in effective mediation techniques.

The school district may develop procedures that offer parents and schools that choose not to use the mediation process, an opportunity to meet, at a time and location convenient to you, with a disinterested party:

1. Who is under contract with an appropriate alternative dispute resolution entity, or a parent training and information center or community parent resource center in the State; **and**
2. Who would explain the benefits of, and encourage the use of, the mediation process to you.

The State must keep a list of people who are qualified mediators and know the laws and regulations relating to the provision of special education and related services. The State Educational Agency must select mediators on a random, rotational, or other impartial basis.

The State is responsible for the costs of the mediation process, including the costs of meetings.

Each meeting in the mediation process must be scheduled in a timely manner and held at a place that is convenient for you and the school district.

If you and the school district resolve a dispute through the mediation process, both parties must enter into a legally binding agreement that sets forth the resolution and:

1. States that all discussions that happened during the mediation process will remain confidential and may not be used as evidence in any subsequent due process hearing or civil proceeding (court case); **and**
2. Is signed by both you and a representative of the school district who has the authority to bind the school district.

A written, signed mediation agreement is enforceable in any State court of competent jurisdiction (a court that has the authority under State law to hear this type of case) or in a district court of the United States.

Discussions that happened during the mediation process must be confidential. They cannot be used as evidence in any future due process hearing or civil proceeding of any Federal court or State court of a State receiving assistance under Part B of IDEA.

### **Impartiality of mediator**

The mediator:

1. May not be an employee of the State Educational Agency or the school district that is involved in the education or care of your child; **and**
2. Must not have a personal or professional interest which conflicts with the mediator's objectivity.

A person who otherwise qualifies as a mediator is not an employee of a school district or State agency solely because he or she is paid by the agency or school district to serve as a mediator.

## **RESOLUTION PROCESS**

---

### **34 CFR §300.510**

#### **Resolution meeting**

Within 15 calendar days of receiving notice of your due process complaint, and before the due process hearing begins, the school district must convene a meeting with you and the relevant member or members of the individualized education program (IEP) Team who have specific knowledge of the facts identified in your due process complaint. The meeting:

1. Must include a representative of the school district who has decision-making authority on behalf of the school district; **and**

2. May not include an attorney of the school district unless you are accompanied by an attorney.

You and the school district determine the relevant members of the IEP Team to attend the meeting.

The purpose of the meeting is for you to discuss your due process complaint, and the facts that form the basis of the complaint, so that the school district has the opportunity to resolve the dispute.

The resolution meeting is not necessary if:

1. You and the school district agree in writing to waive the meeting; **or**
2. You and the school district agree to use the mediation process, as described under the heading **Mediation**.

### **Resolution period**

If the school district has not resolved the due process complaint to your satisfaction within 30 calendar days of the receipt of the due process complaint (during the time period for the resolution process), the due process hearing may occur.

The 45-calendar-day timeline for issuing a final due process hearing decision, as described under the heading, **Hearing Decisions**, begins at the expiration of the 30-calendar-day resolution period, with certain exceptions for adjustments made to the 30-calendar-day resolution period, as described below.

Except where you and the school district have both agreed to waive the resolution process or to use mediation, your failure to participate in the resolution meeting will delay the timelines for the resolution process and due process hearing until the meeting is held.

If after making reasonable efforts and documenting such efforts, the school district is not able to obtain your participation in the resolution meeting, the school district may, at the end of the 30-calendar-day resolution period, request that a hearing officer dismiss your due process complaint. Documentation of such efforts must include a record of the school district's attempts to arrange a mutually agreed upon time and place, such as:

1. Detailed records of telephone calls made or attempted and the results of those calls;
2. Copies of correspondence sent to you and any responses received; and
3. Detailed records of visits made to your home or place of employment and the results of those visits.

If the school district fails to hold the resolution meeting within 15 calendar days of receiving notice of your due process complaint **or** fails to participate in the resolution meeting, you may ask a hearing officer to begin the 45-calendar-day due process hearing timeline.

### **Adjustments to the 30-calendar-day resolution period**

If you and the school district agree in writing to waive the resolution meeting, then the 45-calendar-day timeline for the due process hearing starts the next day.

After the start of mediation or the resolution meeting and before the end of the 30-calendar-day resolution period, if you and the school district agree in writing that no agreement is possible, then the 45-calendar-day timeline for the due process hearing starts the next day.

If you and the school district agree to use the mediation process but have not yet reached agreement, at the end of the 30-calendar-day resolution period the mediation process may be continued until an agreement is reached if both parties agree to the continuation in writing. However, if either you or the school district withdraws from the mediation process during this continuation period, then the 45-calendar-day timeline for the due process hearing starts the next day.

### **Written settlement agreement**

If a resolution to the dispute is reached at the resolution meeting, you and the school district must enter into a legally binding agreement that is:

1. Signed by you and a representative of the school district who has the authority to bind the school district; **and**
2. Enforceable in any State court of competent jurisdiction (a State court that has authority to hear this type of case) or in a district court of the United States or by the State Educational Agency, if your State has another mechanism or procedures that permit parties to seek enforcement of resolution agreements.

### **Agreement review period**

If you and the school district enter into an agreement as a result of a resolution meeting, either party (you or the school district) may void the agreement within 3 business days of the time that both you and the school district signed the agreement.

## HEARINGS ON DUE PROCESS COMPLAINTS

### IMPARTIAL DUE PROCESS HEARING

---

#### 34 CFR §300.511

##### General

Whenever a due process complaint is filed, you or the school district involved in the dispute must have an opportunity for an impartial due process hearing, as described in the ***Due Process Complaint*** and ***Resolution Process*** sections.

##### Impartial hearing officer

At a minimum, a hearing officer:

1. Must not be an employee of the State Educational Agency or the school district that is involved in the education or care of the child. However, a person is not an employee of the agency solely because he or she is paid by the agency to serve as a hearing officer;
2. Must not have a personal or professional interest that conflicts with the hearing officer's objectivity in the hearing;
3. Must be knowledgeable and understand the provisions of IDEA, Federal and State regulations pertaining to IDEA, and legal interpretations of IDEA by Federal and State courts; **and**
4. Must have the knowledge and ability to conduct hearings, and to make and write decisions, consistent with appropriate, standard legal practice.

Each school district must keep a list of those persons who serve as hearing officers that includes a statement of the qualifications of each hearing officer.

##### Subject matter of due process hearing

The party (you or the school district) that requests the due process hearing may not raise issues at the due process hearing that were not addressed in the due process complaint, unless the other party agrees.

##### Timeline for requesting a hearing

You or the school district must request an impartial hearing on a due process complaint within two years of the date you or the school district knew or should have known about the issue addressed in the complaint.

### Exceptions to the timeline

The above timeline does not apply to you if you could not file a due process complaint because:

1. The school district specifically misrepresented that it had resolved the problem or issue that you are raising in your complaint; **or**
2. The school district withheld information from you that it was required to provide to you under Part B of IDEA.

## HEARING RIGHTS

---

### 34 CFR §300.512

#### General

You have the right to represent yourself at a due process hearing (including a hearing relating to disciplinary procedures) or an appeal with a hearing to receive additional evidence, as described under the subheading, ***Appeal of decisions; impartial review***. In addition, any party to a hearing has the right to:

1. Be accompanied and advised by an attorney and/or persons with special knowledge or training regarding the problems of children with disabilities;
2. Be represented at the hearing by an attorney;
3. Present evidence and confront, cross-examine, and require the attendance of witnesses;
4. Prohibit the introduction of any evidence at the hearing that has not been disclosed to the other party at least five business days before the hearing;
5. Obtain a written, or, at your option, electronic, word-for-word record of the hearing; **and**
6. Obtain written, or, at your option, electronic findings of fact and decisions.

#### Additional disclosure of information

At least five business days prior to a due process hearing, you and the school district must disclose to each other all evaluations completed by that date and recommendations based on those evaluations that you or the school district intend to use at the hearing.

A hearing officer may prevent any party that fails to comply with this requirement from introducing the relevant evaluation or recommendation at the hearing without the consent of the other party.

#### Parental rights at hearings

You must be given the right to:

1. Have your child present at the hearing;



2. Open the hearing to the public; **and**
3. Have the record of the hearing, the findings of fact and decisions provided to you at no cost.

## HEARING DECISIONS

---

### 34 CFR §300.513

#### Decision of the hearing officer

A hearing officer's decision on whether your child received a free appropriate public education (FAPE) must be based on evidence and arguments that directly relate to FAPE.

In matters alleging a procedural violation (such as "an incomplete IEP Team"), a hearing officer may find that your child did not receive FAPE only if the procedural violations:

1. Interfered with your child's right to a free appropriate public education (FAPE);
2. Significantly interfered with your opportunity to participate in the decision-making process regarding the provision of a free appropriate public education (FAPE) to your child; **or**
3. Caused your child to be deprived of an educational benefit.

None of the provisions described above can be interpreted to prevent a hearing officer from ordering a school district to comply with the requirements in the procedural safeguards section of the Federal regulations under Part B of IDEA (34 CFR §§300.500 through 300.536).

#### Separate request for a due process hearing

Nothing in the procedural safeguards section of the Federal regulations under Part B of IDEA (34 CFR §§300.500 through 300.536) can be interpreted to prevent you from filing a separate due process complaint on an issue separate from a due process complaint already filed.

#### Findings and decision provided to the advisory panel and general public

The State Educational Agency or the school district, (whichever was responsible for your hearing) after deleting any personally identifiable information, must:

1. Provide the findings and decisions in the due process hearing or appeal to the State special education advisory panel; **and**
2. Make those findings and decisions available to the public.

## APPEALS

### **FINALITY OF DECISION; APPEAL; IMPARTIAL REVIEW**

---

#### **34 CFR §300.514**

##### **Finality of hearing decision**

A decision made in a due process hearing (including a hearing relating to disciplinary procedures) is final, except that any party involved in the hearing (you or the school district) may appeal the decision by bringing a civil action, as described under the heading ***Civil Actions, Including the Time Period in Which to File Those Actions***.

### **TIMELINES AND CONVENIENCE OF HEARINGS AND REVIEWS**

---

#### **34 CFR §300.515**

The State Educational Agency must ensure that not later than 45 calendar days after the expiration of the 30-calendar-day period for resolution meetings or, as described under the sub-heading ***Adjustments to the 30-calendar-day resolution period***, not later than 45 calendar days after the expiration of the adjusted time period:

1. A final decision is reached in the hearing; and
2. A copy of the decision is mailed to each of the parties.

A hearing officer may grant specific extensions of time beyond the 45-calendar-day time period described above at the request of either party (you or the school district).

Each hearing must be conducted at a time and place that is reasonably convenient to you and your child.

### **CIVIL ACTIONS, INCLUDING THE TIME PERIOD IN WHICH TO FILE THOSE ACTIONS**

---

#### **34 CFR §300.516**

##### **General**

Any party (you or the school district) who does not agree with the findings and decision in the due process hearing (including a hearing relating to disciplinary procedures) has the right to bring a civil action with respect to the matter that was the subject of the due process hearing. The action may be brought in a State court of competent jurisdiction (a State court that has authority to hear this type of case) or in a district court of the United States without regard to the amount in dispute.

### Time limitation

The party (you or the school district) bringing the action shall have 42 calendar days from the date of the decision of the hearing officer to file a civil action.

IDAPA 08.02.03.109.05g

### Additional procedures

In any civil action, the court:

1. Receives the records of the administrative proceedings;
2. Hears additional evidence at your request or at the school district's request; **and**
3. Bases its decision on the preponderance of the evidence and grants the relief that the court determines to be appropriate.

Under appropriate circumstances, judicial relief may include reimbursement of private school tuition and compensatory education services.

### Jurisdiction of district courts

The district courts of the United States have authority to rule on actions brought under Part B of IDEA without regard to the amount in dispute.

### Rule of construction

Nothing in Part B of IDEA restricts or limits the rights, procedures, and remedies available under the U.S. Constitution, the Americans with Disabilities Act of 1990, Title V of the Rehabilitation Act of 1973 (Section 504), or other Federal laws protecting the rights of children with disabilities, except that before the filing of a civil action under these laws seeking relief that is also available under Part B of IDEA, the due process procedures described above must be exhausted to the same extent as would be required if the party filed the action under Part B of IDEA. This means that you may have remedies available under other laws that overlap with those available under IDEA, but in general, to obtain relief under those other laws, you must first use the available administrative remedies under IDEA (i.e., the due process complaint; resolution process, including the resolution meeting; and impartial due process hearing procedures) before going directly into court.

## THE CHILD'S PLACEMENT WHILE THE DUE PROCESS COMPLAINT AND HEARING ARE PENDING

---

### 34 CFR §300.518

Except as provided below under the heading **PROCEDURES WHEN DISCIPLINING CHILDREN WITH DISABILITIES**, once a due process complaint is sent to the other party, during the resolution process time period, and while waiting for the decision of any impartial due process hearing or court proceeding, unless you and the State or

school district agree otherwise, your child must remain in his or her current educational placement.

If the due process complaint involves an application for initial admission to public school, your child, with your consent, must be placed in the regular public school program until the completion of all such proceedings.

If the due process complaint involves an application for initial services under Part B of IDEA for a child who is transitioning from being served under Part C of IDEA to Part B of IDEA and who is no longer eligible for Part C services because the child has turned three, the school district is not required to provide the Part C services that the child has been receiving. If the child is found eligible under Part B of IDEA and you consent for your child to receive special education and related services for the first time, then, pending the outcome of the proceedings, the school district must provide those special education and related services that are not in dispute (those which you and the school district both agree upon).

If a hearing officer in a due process hearing conducted by the State Educational Agency agrees with you that a change of placement is appropriate, that placement must be treated as your child's current educational placement where your child will remain while waiting for the decision of any impartial due process hearing or court proceeding.

## **ATTORNEYS' FEES**

---

### **34 CFR §300.517**

#### **General**

In any action or proceeding brought under Part B of IDEA, the court, in its discretion, may award reasonable attorneys' fees as part of the costs to you, if you prevail (win).

In any action or proceeding brought under Part B of IDEA, the court, in its discretion, may award reasonable attorneys' fees as part of the costs to a prevailing State Educational Agency or school district, to be paid by your attorney, if the attorney: (a) filed a complaint or court case that the court finds is frivolous, unreasonable, or without foundation; or (b) continued to litigate after the litigation clearly became frivolous, unreasonable, or without foundation; or

In any action or proceeding brought under Part B of IDEA, the court, in its discretion, may award reasonable attorneys' fees as part of the costs to a prevailing State Educational Agency or school district, to be paid by you or your attorney, if your request for a due process hearing or later court case was presented for any improper purpose, such as to harass, to cause unnecessary delay, or to unnecessarily increase the cost of the action or proceeding (hearing).

### Award of fees

A court awards reasonable attorneys' fees as follows:

1. Fees must be based on rates prevailing in the community in which the action or proceeding arose for the kind and quality of services furnished. No bonus or multiplier may be used in calculating the fees awarded.
2. Attorneys' fees may not be awarded and related costs may not be reimbursed in any action or proceeding under Part B of IDEA for services performed after a written offer of settlement is made to you if:
  - a. The offer is made within the time prescribed by Rule 68 of the Federal Rules of Civil Procedure or, in the case of a due process hearing or State-level review, at any time more than 10 calendar days before the proceeding begins;
  - b. The offer is not accepted within 10 calendar days; **and**
  - c. The court or administrative hearing officer finds that the relief finally obtained by you is not more favorable to you than the offer of settlement.

Despite these restrictions, an award of attorneys' fees and related costs may be made to you if you prevail and you were substantially justified in rejecting the settlement offer.

3. Fees may not be awarded relating to any meeting of the individualized education program (IEP) Team unless the meeting is held as a result of an administrative proceeding or court action.

Fees also may not be awarded for a mediation as described under the heading **Mediation**.

A resolution meeting, as described under the heading **Resolution Process**, is not considered a meeting convened as a result of an administrative hearing or court action, and also is not considered an administrative hearing or court action for purposes of these attorneys' fees provisions.

The court reduces, as appropriate, the amount of the attorneys' fees awarded under Part B of IDEA, if the court finds that:

1. You, or your attorney, during the course of the action or proceeding, unreasonably delayed the final resolution of the dispute;
2. The amount of the attorneys' fees otherwise authorized to be awarded unreasonably exceeds the hourly rate prevailing in the community for similar services by attorneys of reasonably similar skill, reputation, and experience;
3. The time spent and legal services furnished were excessive considering the nature of the action or proceeding; **or**
4. The attorney representing you did not provide to the school district the appropriate information in the due process request notice as described under the heading **Due Process Complaint**.

However, the court may not reduce fees if the court finds that the State or school district unreasonably delayed the final resolution of the action or proceeding or there was a violation under the procedural safeguards provisions of Part B of IDEA.

## PROCEDURES WHEN DISCIPLINING CHILDREN WITH DISABILITIES

### AUTHORITY OF SCHOOL PERSONNEL

---

#### 34 CFR §300.530

##### Case-by-case determination

School personnel may consider any unique circumstances on a case-by-case basis when determining whether a change of placement, made in accordance with the following requirements related to discipline, is appropriate for a child with a disability who violates a school code of student conduct.

##### General

To the extent that they also take such action for children without disabilities, school personnel may, for not more than **10 school days** in a row, remove a child with a disability who violates a code of student conduct from his or her current placement to an appropriate interim alternative educational setting, another setting, or suspension. School personnel may also impose additional removals of the child of not more than **10 school days** in a row in that same school year for separate incidents of misconduct, as long as those removals do not constitute a change of placement (see the heading ***Change of Placement Because of Disciplinary Removals*** for the definition).

Once a child with a disability has been removed from his or her current placement for a total of **10 school days** in the same school year, the school district must, during any subsequent days of removal in that school year, provide services to the extent required below under the sub-heading **Services**.

##### Additional authority

If the behavior that violated the student code of conduct was not a manifestation of the child's disability (see the subheading ***Manifestation determination***) and the disciplinary change of placement would exceed **10 school days** in a row, school personnel may apply the disciplinary procedures to that child with a disability in the same manner and for the same duration as it would to children without disabilities, except that the school must provide services to that child as described below under **Services**. The child's IEP Team determines the interim alternative educational setting for such services.

##### Services

The school district does not provide services to a child with a disability or a child without a disability who has been removed from his or her current placement for **10 school days or less** in that school year.

A child with a disability who is removed from the child's current placement for **more than 10 school days** and the behavior is not a manifestation of the child's disability

(see subheading, ***Manifestation determination***) or who is removed under special circumstances (see the subheading, ***Special circumstances***) must:

1. Continue to receive educational services (have available a free appropriate public education), so as to enable the child to continue to participate in the general education curriculum, although in another setting (that may be an interim alternative educational setting), and to progress toward meeting the goals set out in the child's IEP; **and**
2. Receive, as appropriate, a functional behavioral assessment, and behavioral intervention services and modifications, which are designed to address the behavior violation so that it does not happen again.

After a child with a disability has been removed from his or her current placement for **10 school days** in that same school year, and **if** the current removal is for **10 school days** in a row or less **and** if the removal is not a change of placement (see definition below), **then** school personnel, in consultation with at least one of the child's teachers, determine the extent to which services are needed to enable the child to continue to participate in the general education curriculum, although in another setting, and to progress toward meeting the goals set out in the child's IEP.

If the removal is a change of placement (see the heading, ***Change of Placement Because of Disciplinary Removals***), the child's IEP Team determines the appropriate services to enable the child to continue to participate in the general education curriculum, although in another setting (that may be an interim alternative educational setting), and to progress toward meeting the goals set out in the child's IEP.

### **Manifestation determination**

Within **10 school days** of any decision to change the placement of a child with a disability because of a violation of a code of student conduct (except for a removal that is for **10 school days** in a row or less and not a change of placement), the school district, you, and other relevant members of the IEP Team (as determined by you and the school district) must review all relevant information in the student's file, including the child's IEP, any teacher observations, and any relevant information provided by you to determine:

1. If the conduct in question was caused by, or had a direct and substantial relationship to, the child's disability; **or**
2. If the conduct in question was the direct result of the school district's failure to implement the child's IEP.

If the school district, you, and other relevant members of the child's IEP Team determine that either of those conditions was met, the conduct must be determined to be a manifestation of the child's disability.

If the school district, you, and other relevant members of the child's IEP Team determine that the conduct in question was the direct result of the school district's failure to implement the IEP, the school district must take immediate action to remedy those deficiencies.



### **Determination that behavior was a manifestation of the child's disability**

If the school district, you, and other relevant members of the IEP Team determine that the conduct was a manifestation of the child's disability, the IEP Team must either:

1. Conduct a functional behavioral assessment, unless the school district had conducted a functional behavioral assessment before the behavior that resulted in the change of placement occurred, and implement a behavioral intervention plan for the child; **or**
2. If a behavioral intervention plan already has been developed, review the behavioral intervention plan, and modify it, as necessary, to address the behavior.

Except as described below under the sub-heading **Special circumstances**, the school district must return your child to the placement from which your child was removed, unless you and the district agree to a change of placement as part of the modification of the behavioral intervention plan.

### **Special circumstances**

Whether or not the behavior was a manifestation of your child's disability, school personnel may remove a student to an interim alternative educational setting (determined by the child's IEP Team) for not more than 45 school days, if your child:

1. Carries a weapon (see the definition below) to school or has a weapon at school, on school premises, or at a school function under the jurisdiction of the State Educational Agency or a school district;
2. Knowingly has or uses illegal drugs (see the definition below), or sells or solicits the sale of a controlled substance, (see the definition below), while at school, on school premises, or at a school function under the jurisdiction of the State Educational Agency or a school district; **or**
3. Has inflicted serious bodily injury (see the definition below) upon another person while at school, on school premises, or at a school function under the jurisdiction of the State Educational Agency or a school district.

### **Definitions**

*Controlled substance* means a drug or other substance identified under schedules I, II, III, IV, or V in section 202(c) of the Controlled Substances Act (21 U.S.C. 812(c)).

*Illegal drug* means a controlled substance; but does not include a controlled substance that is legally possessed or used under the supervision of a licensed health-care professional or that is legally possessed or used under any other authority under that Act or under any other provision of Federal law.

*Serious bodily injury* has the meaning given the term "serious bodily injury" under paragraph (3) of subsection (h) of section 1365 of title 18, United States Code.

*Weapon* has the meaning given the term "dangerous weapon" under paragraph (2) of the first subsection (g) of section 930 of title 18, United States Code.

## Notification

On the date it makes the decision to make a removal that is a change of placement of your child because of a violation of a code of student conduct, the school district must notify you of that decision, and provide you with a procedural safeguards notice.

## CHANGE OF PLACEMENT BECAUSE OF DISCIPLINARY REMOVALS

---

### 34 CFR §300.536

A removal of your child with a disability from your child's current educational placement is a **change of placement** if:

1. The removal is for more than 10 school days in a row; **or**
2. Your child has been subjected to a series of removals that constitute a pattern because:
  - a. The series of removals total more than 10 school days in a school year;
  - b. Your child's behavior is substantially similar to the child's behavior in previous incidents that resulted in the series of removals; and
  - c. Of such additional factors as the length of each removal, the total amount of time your child has been removed, and the proximity of the removals to one another.

Whether a pattern of removals constitutes a change of placement is determined on a case-by-case basis by the school district and, if challenged, is subject to review through due process and judicial proceedings.

## DETERMINATION OF SETTING

---

### 34 CFR §300.531

The individualized education program (IEP) Team determines the interim alternative educational setting for removals that are **changes of placement**, and removals under the subheadings **Additional authority** and **Special circumstances**.

## APPEAL

---

### 34 CFR §300.532

#### General

You may file a due process complaint (see the heading **Due Process Complaint Procedures**) to request a due process hearing if you disagree with:

1. Any decision regarding placement made under these discipline provisions; **or**

2. The manifestation determination described above.

The school district may file a due process complaint (see above) to request a due process hearing if it believes that maintaining the current placement of your child is substantially likely to result in injury to your child or to others.

### **Authority of hearing officer**

A hearing officer that meets the requirements described under the subheading ***Impartial hearing officer*** must conduct the due process hearing and make a decision. The hearing officer may:

1. Return your child with a disability to the placement from which your child was removed if the hearing officer determines that the removal was a violation of the requirements described under the heading ***Authority of School Personnel***, or that your child's behavior was a manifestation of your child's disability; or
2. Order a change of placement of your child with a disability to an appropriate interim alternative educational setting for not more than 45 school days if the hearing officer determines that maintaining the current placement of your child is substantially likely to result in injury to your child or to others.

These hearing procedures may be repeated, if the school district believes that returning your child to the original placement is substantially likely to result in injury to your child or to others.

Whenever you or a school district files a due process complaint to request such a hearing, a hearing must be held that meets the requirements described under the headings ***Due Process Complaint Procedures, Hearings on Due Process Complaints***, except as follows:

1. The State Educational Agency or school district must arrange for an expedited due process hearing, which must occur within **20** school days of the date the hearing is requested and must result in a determination within **10** school days after the hearing.
2. Unless you and the school district agree in writing to waive the meeting, or agree to use mediation, a resolution meeting must occur within **seven** calendar days of receiving notice of the due process complaint. The hearing may proceed unless the matter has been resolved to the satisfaction of both parties within **15** calendar days of receipt of the due process complaint.
3. A State may establish different procedural rules for expedited due process hearings than it has established for other due process hearings, but except for the timelines, those rules must be consistent with the rules in this document regarding due process hearings.

You or the school district may appeal the decision in an expedited due process hearing in the same way as for decisions in other due process hearings (see the heading ***Appeal***).

## PLACEMENT DURING APPEALS

---

### 34 CFR §300.533

When, as described above, you or the school district file a due process complaint related to disciplinary matters, your child must (unless you and the State Educational Agency or school district agree otherwise) remain in the interim alternative educational setting pending the decision of the hearing officer, or until the expiration of the time period of removal as provided for and described under the heading ***Authority of School Personnel***, whichever occurs first.

## PROTECTIONS FOR CHILDREN NOT YET ELIGIBLE FOR SPECIAL EDUCATION AND RELATED SERVICES

---

### 34 CFR §300.534

#### General

If your child has not been determined eligible for special education and related services and violates a code of student conduct, but the school district had knowledge (as determined below) before the behavior that brought about the disciplinary action occurred, that your child was a child with a disability, then your child may assert any of the protections described in this notice.

#### Basis of knowledge for disciplinary matters

A school district will be deemed to have knowledge that your child is a child with a disability if, before the behavior that brought about the disciplinary action occurred:

1. You expressed concern in writing to supervisory or administrative personnel of the appropriate educational agency, or to your child's teacher that your child is in need of special education and related services;
2. You requested an evaluation related to eligibility for special education and related services under Part B of IDEA; **or**
3. Your child's teacher or other school district personnel expressed specific concerns about a pattern of behavior demonstrated by your child directly to the school district's director of special education or to other supervisory personnel of the school district.

#### Exception

A school district would not be deemed to have such knowledge if:

1. You have not allowed an evaluation of your child or have refused special education services; **or**
2. Your child has been evaluated and determined to not be a child with a disability under Part B of IDEA.

### Conditions that apply if there is no basis of knowledge

If prior to taking disciplinary measures against your child, a school district does not have knowledge that your child is a child with a disability, as described above under the sub-headings ***Basis of knowledge for disciplinary matters*** and ***Exception***, your child may be subjected to the disciplinary measures that are applied to children without disabilities who engage in comparable behaviors.

However, if a request is made for an evaluation of your child during the time period in which your child is subjected to disciplinary measures, the evaluation must be conducted in an expedited manner.

Until the evaluation is completed, your child remains in the educational placement determined by school authorities, which can include suspension or expulsion without educational services.

If your child is determined to be a child with a disability, taking into consideration information from the evaluation conducted by the school district, and information provided by you, the school district must provide special education and related services in accordance with Part B of IDEA, including the disciplinary requirements described above.

## REFERRAL TO AND ACTION BY LAW ENFORCEMENT AND JUDICIAL AUTHORITIES

---

### 34 CFR §300.535

Part B of IDEA does not:

1. Prohibit an agency from reporting a crime committed by a child with a disability to appropriate authorities; **or**
2. Prevent State law enforcement and judicial authorities from exercising their responsibilities with regard to the application of Federal and State law to crimes committed by a child with a disability.

### Transmittal of records

If a school district reports a crime committed by a child with a disability, the school district:

1. Must ensure that copies of the child's special education and disciplinary records are transmitted for consideration by the authorities to whom the agency reports the crime; **and**
2. May transmit copies of the child's special education and disciplinary records only to the extent permitted by the Family Educational Rights and Privacy Act (FERPA).

## REQUIREMENTS FOR UNILATERAL PLACEMENT BY PARENTS OF CHILDREN IN PRIVATE SCHOOLS AT PUBLIC EXPENSE

### GENERAL

#### 34 CFR §300.148

Part B of IDEA does not require a school district to pay for the cost of education, including special education and related services, of your child with a disability at a private school or facility if the school district made a free appropriate public education (FAPE) available to your child and you choose to place the child in a private school or facility. However, the school district where the private school is located must include your child in the population whose needs are addressed under the Part B provisions regarding children who have been placed by their parents in a private school under 34 CFR §§300.131 through 300.144.

#### Reimbursement for private school placement

If your child previously received special education and related services under the authority of a school district, and you choose to enroll your child in a private preschool, elementary school, or secondary school without the consent of or referral by the school district, a court or a hearing officer may require the agency to reimburse you for the cost of that enrollment if the court or hearing officer finds that the agency had not made a free appropriate public education (FAPE) available to your child in a timely manner prior to that enrollment and that the private placement is appropriate. A hearing officer or court may find your placement to be appropriate, even if the placement does not meet the State standards that apply to education provided by the State Educational Agency and school districts.

#### Limitation on reimbursement

The cost of reimbursement described in the paragraph above may be reduced or denied:

1. If: (a) At the most recent individualized education program (IEP) meeting that you attended prior to your removal of your child from the public school, you did not inform the IEP Team that you were rejecting the placement proposed by the school district to provide FAPE to your child, including stating your concerns and your intent to enroll your child in a private school at public expense; or (b) At least 10 business days (including any holidays that occur on a business day) prior to your removal of your child from the public school, you did not give written notice to the school district of that information;
2. If, prior to your removal of your child from the public school, the school district provided prior written notice to you of its intent to evaluate your child (including a statement of the purpose of the evaluation that was appropriate and reasonable), but you did not make the child available for the evaluation; **or**
3. Upon a court's finding that your actions were unreasonable.

However, the cost of reimbursement:

1. Must not be reduced or denied for failure to provide the notice if: (a) The school prevented you from providing the notice; (b) You had not received notice of your responsibility to provide the notice described above; or (c) Compliance with the requirements above would likely result in physical harm to your child; **and**
2. May, in the discretion of the court or a hearing officer, not be reduced or denied for your failure to provide the required notice if: (a) You are not literate or cannot write in English; or (b) Compliance with the above requirement would likely result in serious emotional harm to your child.

This page left intentionally blank



**Chapter 12**  
**DISCIPLINE**

**Chapter Contents**

Section 1.	General Discipline <del>Guidelines</del> <u>Provisions</u> .....	191
Section 2.	Actions Involving a Change of Placement.....	192
Section 3.	FAPE Considerations .....	194
Section 4.	Procedures for a Manifestation Determination .....	195
Section 5.	Other Considerations.....	197

This page left intentionally blank

## Chapter 12 Discipline

Schools are encouraged to address student misconduct through appropriate school-wide discipline policies, instructional services, and/or related services. If a student with a disability has behavior problems that interfere with his or her learning or the learning of others, an individualized education program (IEP) team shall consider the use of strategies, including positive behavioral supports and interventions, to address the behavior. If the IEP team determines that such services are needed, they must be included in the IEP and must be implemented.

Students with disabilities who are subject to disciplinary actions by a district are entitled to all of the due process rights afforded students without disabilities under Idaho Code 33-205 and state and local policies. In addition to these rights, the ~~IDEA Individuals with Disabilities Education Improvement Act of 2004 (IDEA 2004)~~ provides special education rights and additional discipline procedures to a student with a disability whom the district is removing from his or her current educational placement. These procedures come into play when the district is unable to work out an appropriate placement for the student with the ~~parent and/or adult student~~ parent/adult student. Further, these procedures do not prevent district personnel from maintaining a safe environment conducive to learning that is critical for all students.

Even though Idaho Code allows district personnel to “temporarily suspend” students for up to twenty (20) school days, all students with disabilities who have been suspended or expelled for more than ten (10) consecutive or cumulative school days in a school year retain the right to a free appropriate public education. (FAPE).

### Section 1. General Discipline ~~Guidelines~~ Provisions

The general requirements pertaining to the discipline procedures of special education students are as follows:

1. District personnel may remove a student from his or her current placement to an appropriate Interim Alternative Education Setting (IAES) or another setting for not more than ten (10) consecutive days to the extent those alternatives are applied to students without disabilities.
2. District personnel may suspend any student, including a special education student, for up to ten (10) cumulative school days in a school year if he or she violates the code of student conduct, and services may cease during this period. In accordance with Idaho Code (unless services are provided to students who are nondisabled who are so suspended):
  - a. A school principal has the authority to order a temporary disciplinary suspension for up to five (5) school days.

- b. The superintendent can extend the disciplinary suspension for an additional ten (10) school days.
  - c. Provided, that on a finding by the Board of Trustees that the student's immediate return to school would be detrimental to other students' health, welfare or safety, the Board of Trustees may extend the temporary suspension for an additional five (5) school days.
  - d. Prior to suspending any student, the superintendent or principal shall grant an informal hearing on the reasons for the suspension and the opportunity to challenge those reasons. Any student who has been suspended may be readmitted to the school by the superintendent or principal who suspended him or her upon such reasonable conditions as said superintendent or principal may prescribe.
3. A series of suspensions exceeding ten (10) days in a school year shall not constitute a pattern of removals resulting in a change of placement, without following the procedures discussed in this chapter.
4. Students who have not been determined eligible for special education may be entitled to an evaluation and other IDEA 2004 rights—including the right to FAPE during periods of disciplinary suspension that extend beyond ten (10) cumulative school days in a school year if:
  - a. The district had basis of knowledge that the student met the IDEA 2004 eligibility prior to the behavior that precipitated the disciplinary suspension; and
  - b. The ~~parent and/or adult student~~ parent/adult student asserts the right to FAPE.

## Section 2. Actions Involving a Change of Placement

A change of placement is a removal from the student's current educational placement for more than ten (10) consecutive school days or a series of removals that constitute a pattern when they total more than ten (10) cumulative school days in a school year. Factors such as the student's behavior is substantially similar to behavior in previous incidents that resulted in series of removals, the length of the removal, the proximity of the removals to one another, and the total amount of time the student is removed are indicators of a pattern. Whether a pattern of removals constitutes a change of placement will be determined on a case-by-case basis by the district; the district's determination is subject to review through an expedited due process hearing and judicial proceedings. The district may consider any unique circumstances in determining whether to pursue a disciplinary change of placement.

The parent shall be provided with written notice on the date on which the decision is made to remove the student if it constitutes a change of placement. A copy of the IDEA's procedural safeguards shall be provided with the notice.

Even if the disciplinary action is to suspend or expel a student, FAPE [educational services] cannot cease for more than ten (10) cumulative school days in a school year.

A manifestation determination is required if the district is considering removing a student with a disability from his or her educational placement for disciplinary reasons which constitute a change of placement or placing a student in an IAES. A manifestation determination is defined as a review of the relationship between the student's disability and the behavior subject to disciplinary action. See Section 4 of this chapter for more information.

#### **A. District Actions Resulting in a Change of Disciplinary Placement**

District administrators change a student's placement by:

1. Unilaterally removing a special education student from his or her current placement for:
  - a. More than ten (10) consecutive school days in a school year; or
  - b. Subjecting a special education student to a series of removals that constitute a pattern:
    - 1) Because the series of removals total more than ten (10) school days in a school year;
    - 2) Because the student's behavior is substantially similar to behavior in previous incidents that resulted in the series of removals; and
    - 3) Because of such additional factors as the length of each removal, the total amount of time the student is removed, and the proximity of the removals to one another.
2. District personnel may remove a student to an IAES for not more than forty-five (45) school days without regard to whether the behavior is determined to be a manifestation of the student's disability if the student:
  - a. Carries a weapon to or possesses a weapon at school, on school premises, or to or at a school function under the jurisdiction of a State Education Agency (SEA) or a Local Education Agency (LEA); or

- b. Knowingly possesses or uses illegal drugs *or* sells or solicits the sale of a controlled substance while at school, on school premises, or at a school function under the jurisdiction of an SEA or an LEA; or
- c. Has inflicted serious bodily injury upon another person while at school, on school premises, or at a school function under the jurisdiction of an SEA or an LEA; ~~defined as bodily injury that involves:~~
  - 1) ~~A substantial risk of death;~~
  - 2) ~~Extreme physical pain; or~~
  - 3) ~~Protracted and obvious disfigurement; or protracted loss or impairment of the function of the bodily member, organ, or mental faculty.~~

### **B. Hearing Officer Actions Resulting in a Change of Placement**

Through an expedited due process hearing, district administrators may ask a hearing officer to place a student with a disability in an appropriate IAES.

- 1. In requesting a hearing officer to place a student in an IAES, the district must:
  - a. ~~Demonstrate~~ demonstrate by substantial evidence that maintaining the current placement is substantially likely to result in injury to the student or others; and
  - b. ~~Indicate~~ indicate whether the request is for an *initial* period of not more than forty-five (45) school days or an *additional* period of not more than forty-five (45) school days.
- 2. In determining whether to grant a district's request to place a student in an IAES, the hearing officer must: ~~a. Determine~~ determine that the IAES proposed by district personnel in consultation with the student's special education teacher or the IEP team is appropriate.

### **C. Court Actions Resulting in a Change of Placement (~~Honig Injunction~~)**

District administrators may seek a court order (called a "Honig Injunction") to remove a special education student from school or the current placement at any time. ~~FAPE [e Educational services]~~ [FAPE] shall not cease during an injunction.

### **Section 3. FAPE Considerations**

Services ~~may~~ shall not cease and the district shall always provide FAPE to the student with a disability:

1. ~~After~~ after a student with a disability is removed for ten (10) school days in the same school year and subsequent days of removal ~~do not constitute a change of placement;~~ and
2. ~~There~~ there is a disciplinary change of placement.

#### **A. District Actions When there is Not a Change in Placement**

1. Notify the ~~parent and/or adult student~~ parent/adult student of the disciplinary action to be taken on the date of the decision.;
2. School personnel, in consultation with at least one of the child's teachers, determine the extent to which services are needed so as to enable the child to continue to participate in the general education curriculum although in another setting and to progress towards meeting IEP goals.;
3. Conduct as appropriate a functional behavioral assessment (FBA) and provide behavioral intervention services and modifications designed to address the behavior violation so that it does not recur.

#### **B. District Actions When There is a Change of Placement**

Whenever disciplinary action results in a change in placement, the district must:

1. ~~Notify~~ notify the ~~parent and/or adult student~~ parent/adult student of the disciplinary action to be taken on the date of the decision and provide a copy of the *Procedural Safeguards Notice*;
2. ~~The~~ hold an IEP team meeting to determine the extent to which services are needed so as to enable the child to continue to participate in the general education curriculum although in another setting and to progress towards meeting IEP goals; and
3. ~~Conduct~~ conduct a manifestation determination immediately, if possible, but not later than ten (10) school days after the date on which the decision to take the disciplinary action is made.

#### **C. FAPE Requirements in an IAES**

If the student's placement will change to an IAES, the IEP team shall select an IAES that enables the student to:

1. continue to participate in the general education curriculum;
2. progress toward meeting the goals set out in his or her IEP; and

3. receive, as appropriate, an FBA and behavioral intervention services to address the behavior violation so that it does not recur.

#### **D. Transportation**

If the IEP team determines that special transportation is required as a related service it must be included in and documents it on the IEP, all procedural safeguards under the IDEA 2004 shall be afforded to the student in matters concerning transportation. Whether a suspension from the bus counts as a suspension from school depends on whether bus transportation is identified on the IEP:

1. If bus transportation is on the IEP, a suspension from the bus would be treated as a suspension from school (unless the district provides transportation services in some other way, such as “transportation in lieu of”) because transportation is necessary for the student to obtain access to the location where all other services will be delivered.
2. If bus transportation is not on the IEP, a suspension from the bus would not be counted as suspension from school. In these cases, the student and the parent would have the same obligation to get to and from school as a student without a disability who had been suspended from the bus.

If the student’s behavior on the bus results in a suspension from the bus, the IEP team shall consider whether the behavior should be addressed in a Behavioral Intervention Plan (BIP).

### **Section 4. Procedures for a Manifestation Determination**

A manifestation determination by the ~~parent and/or adult student~~ parent/adult student and relevant IEP team members (as determined by the district and ~~parents and/or adult students~~ parents/adult students) involves a review of the relationship between the student’s disability and the behavior subject to disciplinary action.

#### **A. Actions Involving a Manifestation Determination**

When a disciplinary action results in a change of placement or placement in an IAES, the district will take the following actions:

1. The ~~parent and/or adult student~~ parent/adult student will be notified of the disciplinary action and provided with a copy of the *Procedural Safeguards Notice* not later than the date on which the decision to take disciplinary action is made.
2. A meeting will be held immediately, if possible, but no later than ten (10) school days after the date on which the decision to take disciplinary action is made. This meeting will include the district, the ~~parent and/or adult student~~ parent/adult student, and other relevant members of the IEP team (as determined by the parent and the district). The



- purpose of the meeting is to review all relevant information in the student's file including:
- a. ~~The~~ the student's IEP; and
  - b. ~~Any~~ any teacher observations; and
  - c. ~~Any~~ any relevant information provided by the ~~parent and/or adult student~~ parent/adult student.
3. Based on a review of the information, the district, parent, and relevant members IEP team, ~~(relevant members as determined by the parent and the district,)~~ will determine if the conduct in question was:
- a. ~~Caused~~ caused by or had a direct and substantial relationship to the student's disability; or
  - b. ~~The~~ the direct result of the district's failure to implement the IEP. ~~{(If so, the deficiencies must be immediately remedied.)}~~

If the district, parent, and relevant members IEP team ~~IEP team, (relevant members determined by the parent and the district),~~ finds that either a or b above is true, the student's behavior will be determined to be a manifestation of his or her disability.

### **B. When Behavior Is a Manifestation of the Disability**

If a student's behavior is determined to be a manifestation of his or her disability, the IEP team, (relevant members determined by the parent and the district), will:

1. ~~Conduct~~ conduct an FBA and implement a BIP for the student if the district had not conducted such an assessment prior to the behavior that resulted in a change in placement;
2. ~~Review~~ review the BIP if one had previously been developed and modify it as necessary to address the behavior;
3. ~~Return~~ return the student to the placement from which he or she was removed, unless the parent and district agree in writing to a change of placement as part of the modification of the BIP.

If there were grounds to place a student in an IAES, the student may remain in the IAES even if there was a manifestation.

### **C. When Behavior Is Not a Manifestation of Disability**

If the IEP team, (relevant members determined by the parent and the district), determines that the student's behavior was not a manifestation of his or her disability, the same disciplinary procedures applicable to students without disabilities, including long-term suspension or expulsion, may be applied to the student with a disability. The district will forward special education and disciplinary records for consideration to the board of trustees, which makes the final decision regarding the disciplinary action.

Even if the disciplinary action is to suspend or expel, the following provisions shall be met:

1. Educational services cannot cease for more than ten (10) school days in a school year. Educational services shall be provided to the extent necessary to allow the student with a disability to continue to participate in access to the general education curriculum and the opportunity to advance toward achieving the goals set out in his or her IEP.
2. An IEP team shall convene to develop an IEP that specifies what special education and related services will be provided during the period of suspension or expulsion.

### Section 5. Other Considerations

#### A. Request for an Expedited Hearing

An expedited hearing is a hearing that occurs within twenty (20) school days of the request with a decision rendered within ten (10) school days of the hearing.

1. The ~~parent and/or adult student~~ parent/adult student may request an expedited due process hearing if he or she:
  - a. ~~Disagrees~~ disagrees with the determination that the behavior was not a manifestation of the student's disability;
  - b. ~~Disagrees~~ disagrees with any decision of the IEP team regarding a change of placement during a disciplinary proceeding; or
  - c. ~~Disagrees~~ disagrees with the decision regarding the student's placement in an IAES.
2. The district may request an expedited hearing if it believes that maintaining the current placement is substantially likely to result in injury to the student or to others.
3. When an appeal of a disciplinary action is requested (~~either by the parent and/or adult student~~ parent/adult student to challenge the action or by the district to seek removal to an interim setting), the student remains in the IAES pending the decision of the hearing officer or the expiration of the disciplinary placement term, whichever occurs

first unless the ~~parent and/or adult student~~ parent/adult student and district agree otherwise.

4. Resolution meeting requirements apply but are shortened to fifteen (15) and seven (7) days. No challenge for sufficiency of request is available.
5. A decision of a hearing officer in an expedited hearing may be appealed to federal or state district court.

See Chapter 13, Sections 4 and 5, for an explanation of regular and expedited due process hearing rights and procedures.

### **B. Protections for Students Not Yet Eligible for Special Education**

A student who has not been determined eligible for special education and who has violated any rule or code of conduct of the district may assert the protections of the IDEA 2004 *if* the district had knowledge that the student was a student with a disability before the behavior that precipitated the disciplinary action.

#### 1. Basis of knowledge

With limited exceptions, which are described in item 2 below, the district will be deemed to have knowledge that an individual is a student with a disability if before the behavior that precipitated the disciplinary action occurred one or more of the following is true:

- a. The ~~parent and/or adult student~~ parent/adult student has expressed concern to supervisory or administrative district personnel or a teacher of the child that the student is in need of special education and related services. The concern must be expressed in writing unless the ~~parent and/or adult student~~ parent/adult student is unable to write or has a disability that prevents a written statement.
- b. The ~~parent and/or adult student~~ parent/adult student has requested that the student be evaluated for special education.
- c. The student's teacher or other district personnel have expressed specific concerns about a pattern of behavior demonstrated by the student directly to the director of special education or to other district supervisory personnel in accordance with the district's established Child Find system or special education referral system.

#### 2. No basis of knowledge

The district will be deemed not to have knowledge that an individual is a student with a disability if one or more of the following is true:

- a. An evaluation was conducted and a determination was made that the student did not have a disability.
- b. The ~~parent and/or adult student~~ parent/adult student did not give written consent for an evaluation.
- c. The ~~parent and/or adult student~~ parent/adult student refused special education services.

If the district did not have a basis of knowledge that a student was a student with a disability prior to taking disciplinary measures, the student is subjected to the same disciplinary measures applied to all other students who engage in comparable behaviors.

**C. ~~Parent and/or Adult Student~~ Parent/Adult Student Request for Evaluation of a Disciplined Student**

If a request for an evaluation of a student who is not currently eligible for special education is made during the period in which the student is subject to disciplinary measures, the evaluation will be conducted in an expedited manner. Pending the results of the evaluation, the student will remain in the educational placement determined by district officials, which can include suspension or expulsion without educational services.

1. If the student is subsequently determined eligible for special education, the district will:
  - a. Convene an IEP team meeting to develop an IEP.
  - b. Conduct a manifestation determination.
    - 1) If the behavior is caused by or had a substantial relationship to the student's disability, the disciplinary action must be set aside, and the student must be provided appropriate educational services in the least restrictive environment (LRE).
    - 2) If the behavior is not caused by nor had a substantial relationship to the student's disability, the student is subject to the disciplinary placement that had been determined, but he or she is still entitled to receive FAPE, which is determined by the IEP team. Educational services cannot cease for more than ten (10) school days in a school year. Educational services shall be provided to the extent necessary to allow the student with a disability access to the general education

curriculum and the opportunity to advance toward achieving the goals set out in his or her IEP.

2. If the evaluation team determines that the student is not eligible for special education, he or she will be subject to the same disciplinary actions as all other students.

#### **D. Referrals to and Action by Law Enforcement and Judicial Authorities**

1. The district may report a crime committed by a student with a disability to appropriate authorities. The IDEA 2004 does not prevent state law enforcement or judicial authorities from exercising their responsibilities, with regard to the application of federal and state law, for crimes committed by a student with a disability.
2. If a student brings a firearm to school, law enforcement shall be contacted pursuant to the Gun-Free Schools Act.
3. If the district reports a crime, it will ensure that copies of the special education and disciplinary records of the student are given to the appropriate law enforcement authorities for their consideration, to the extent the release of records is permitted by the Family Educational Rights and Privacy Act (FERPA). Generally, the release of records requires consent, but exceptions are listed in Chapter 11, Section 5.

#### **E. Transfer of Discipline Records**

Idaho Code 33-209 requires that whenever a student transfers to a new school and a school record contains information concerning violent or disruptive behavior or disciplinary action involving the student, this information will be included in the transfer of records to the new school. The transmission of the student's record shall include both the student's current IEP, including the FBA, BIP, and any current or previous disciplinary action taken. This information will be contained in a sealed envelope marked to indicate the confidential nature of the contents and addressed to the principal or other administrative officer of the school.

When the district initiates disciplinary proceedings applicable to all students, the special education and disciplinary records of students with disabilities shall be given to authorized district personnel for their consideration in making the final determination regarding the disciplinary action.

THIS PAGE INTENTIONALLY LEFT BLANK

**Chapter 13**

**DISPUTE RESOLUTION**

**Chapter Contents**

Section 1.	<del>IEP</del> Facilitation.....	205
Section 2.	<u>Informal Conflict Resolution</u> <del>Mediation</del> .....	205
Section 3.	<u>Mediation</u> <del>Formal Complaints</del> .....	208
Section 4.	<u>State Complaint</u> <del>Due Process Hearings</del> .....	211
Section 5.	<del>Expedited</del> Due Process Hearings .....	218
Section 6.	<u>Expedited Due Process Hearings</u> <del>Appeals and Civil Action</del> .....	220
Section 7.	<u>Appeals and Civil Action</u> <del>Attorney Fees</del> .....	220
Section 8.	<u>Attorney Fees</u> .....	205

**Documents:**

<i>Special Education Mediation in Idaho: Managing Parent and/or Adult</i> <i>— Student and School Conflict through Effective Communication.....</i>	224
<i>Procedures for Resolving Complaints under the IDEA 2004.....</i>	229
<i>Mediation Confidentiality Agreement.....</i>	235
<i>Mediation Agreement Form.....</i>	235
<i>Form for Filing a Formal <u>State</u> Complaint Request Form.....</i>	237
<i>Due Process Hearing Request Form .....</i>	235
<i><u>Expedited Due Process Hearing Request Form</u> .....</i>	235
<i>Resolution Session Form.....</i>	240

THIS PAGE INTENTIONALLY LEFT BLANK



### Chapter 13 Dispute Resolution

On occasion, conflicts arise between school districts and ~~families~~ parents and/or adult students. Several mechanisms are available through the State Department of Education (SDE) to assist in resolving a dispute ~~disputes~~. The processes are individualized education program (IEP) facilitation, informal conflict resolution, mediation, formal complaints state complaints, due process hearings, and expedited due process hearings. This chapter contains information on each of these processes. The information contained within this chapter is not intended to limit in any manner the procedural due process/dispute resolution rights provided by federal or state law.

#### Contact Information

In addition to providing general information and support concerning IDEA related issues, the SDE accepts formal complaints requests for IEP-facilitation, informal conflict resolution, and mediation by telephone and e-mail. State complaints and due process hearings are accepted via fax, mail, and personal delivery, or may be scanned and attached to an email. All state complaints and due process hearing requests must include a signature of the filing party. Additionally, requests for IEP facilitation and mediation may also be made by telephone. Formal complaints and hearing requests Requests for SDE dispute resolution should be directed to:

Dispute Resolution Coordinator  
State Department of Education  
Special Education  
Student Achievement and School Improvement  
~~Special Education~~  
P.O. Box 83720  
Boise, ID 83720-0027  
208/332-6912  
800/432-4601  
TT: 800/377-3529  
Fax: 208/334-2228

For further assistance in matters relating to dispute resolution, you may contact:

——— ~~DisAbility Rights Idaho (formerly Comprehensive Advocacy, Inc. (Co-Ad))~~  
——— ~~4477 Emerald Street, Suite B-100~~  
——— ~~Boise, ID 83706~~  
——— ~~V/TT: 208/336-5353~~  
——— ~~V/TT: 800/632-5125~~

**DisAbility Rights Idaho**

**Boise Office:**

4477 Emerald Street, Suite B-100

Boise, ID 83706-2066

208-336-5353

208-336-5396 (fax)

800-632-5125 (toll-free)

**Pocatello Office:**

1246 Yellowstone Avenue, Suite A-3

Pocatello, ID 83201-4374

208-232-0922

208-232-0938 (fax)

866-309-1589 (toll-free)

Web: [disabilityrightsidaho.org](http://disabilityrightsidaho.org)

**Idaho Parents Unlimited, Inc. (IPUL)**

500 South 8<sup>th</sup> Street

1878 W Overland

Boise, ID 837052

800/242-IPUL (4785)

V/TT: 208/342-5884

Web: [ipulidaho.org](http://ipulidaho.org)

### Section 1. ~~IEP~~ Facilitation

~~A request for IEP facilitation may be made by the parent and/or adult student parent/adult student or by a district representative, such as a director of special education. Requests may be made in writing or by phone to the SDE Dispute Resolution Coordinator as directed in the introduction to this chapter.~~

#### A. Definition of Facilitation

~~IEP facilitation~~ Facilitation is a voluntary process during which an SDE-contracted individual or individuals is appointed to facilitate an IEP team meeting or other IDEA-related meeting. The role of the facilitator is to help team members communicate more effectively and efficiently. ~~IEP facilitation~~ Facilitation supports early dispute resolution, by providing assistance to the IEP team before a potential conflict develops into a more serious formal dispute. An SDE facilitator is trained to help teams focus on key issues and move toward productive outcomes. Because the ~~The~~ facilitator is an impartial third party, not a member of the IEP team, and has no stake in decisions made by the team, he or she can act as a neutral and impartial third-party providing balance and an outsider's perspective on the IEP process and ensuring parties are heard and understood by the rest of the team. Note: a facilitator will not be responsible for creating or documenting agreements made by the team.

~~All IEP facilitators have received specialized training provided by the SDE. Facilitators are selected on a rotational, and/or geographical, basis.~~

~~The SDE provides IEP facilitation at no charge to the district or the parent and/or adult student.~~

#### B. ~~IEP~~ Facilitation Requests

~~A request for IEP facilitation may be made by either a parent and/or adult student parent/adult student or a designated district representative, such as a special education the director of special education, who has the authority to allocate resources and has knowledge of special education. A request for IEP facilitation~~ Facilitation: may be requested for any IDEA-related meeting including: eligibility meetings; initial, annual or amended IEP team meetings; due process hearing meetings such as resolution sessions or settlement meetings; as well as manifestation determination meetings, eligibility, and evaluation meetings.

- ~~1. may concern an initial, annual, or amended IEP; that may be considered too difficult to manage; and~~
- ~~2.~~

~~Requests for facilitation should be made at least two weeks in advance to the meeting. Upon the request The SDE will consider IEP facilitation requests on a case-by-case basis. As part of this consideration, for facilitation, the SDE Dispute Resolution Coordinator Office of Dispute Resolution will immediately contact the other party for approval to determine whether that party is willing to participate;. As facilitation is voluntary, both parties shall must agree to IEP~~

facilitation for the process to go forward. The SDE will contact both the parent/adult student and the district representative notifying each who the facilitator will be. The facilitator will contact the parties to conduct pre-facilitation interviews to build an agenda for the facilitation. Generally meetings are scheduled by the district who is responsible for sending out the *Invitation to Meeting*.

### **C. Facilitator Role**

The role of the facilitator is to lead the meeting and guide parties through the process. The facilitator may work with parties in establishing the agenda and determining issues important for parties to cover in the meeting. Facilitators may ask pertinent questions of parties providing occasional clarification or perspective, and work to ensure that participants are able to participate in a productive and balanced meeting. Facilitators are not to make decisions for the teams, serve as definitive experts on IEP processes or matters of law, record minutes for meetings, or finalize documents, although they may facilitate the crafting of language parties will include in a student's IEP.

### **D. SDE Facilitators**

SDE facilitators are trained in effective conflict resolution processes, communication, negotiation, problem-solving skills, and in laws and regulations relating to the provision of special education and related services. While a facilitator in this context will not offer advice on a particular course of action, he or she is required to help parties explore the soundness of any assumptions or agreements. The SDE may appoint one or two individuals to serve as facilitators of an informal conflict resolution meeting.

1. In all cases a facilitator shall not:
  - a. be an employee of the district involved in the dispute;
  - b. have children enrolled in the district involved in the dispute;
  - c. have a personal or professional interest that may affect the ability to remain impartial or neutral; or
  - d. be used if either party rejects the facilitator(s) based on a perceived inability to be neutral or impartial;

### **D. Facilitation Timelines**

The SDE will appoint a facilitator within five (5) business days of an acceptance of a request. Every effort will be made to complete the process within twenty-one (21) calendar days.

## **Section 2. ~~Mediation~~ Informal Conflict Resolution**

### **A. Definition of Informal Conflict Resolution**

The SDE provides informal conflict resolution processes in an effort to improve relationships between parties and foster healthy communication. This informal conflict resolution may include topics outside of those set forth as appropriate for IDEA mediation, extending beyond the identification, evaluation, educational placement or the provision of FAPE. As with mediation, the process of informal conflict resolution is confidential and voluntary, and the third-party is a SDE trained neutral and impartial third-party. Informal conflict resolution may be appropriate when parties face difficulties communicating productively or need to reach understanding on differing perspectives. Any agreements reached between parties are self-enforced.

### **B. Informal Conflict Resolution Requests**

A request for informal conflict resolution may be made in person, writing or via telephone by either a parent/adult student or a district representative. The SDE will screen requests to determine the appropriateness of the process for each individual case. Informal conflict resolution can be scheduled prior to, or concurrent with, a request for a due process hearing or investigation of a state complaint involving an individual student, however cannot be used to delay the state complaint process or a due process hearing timelines. As a matter of course, the SDE offers mediation when a state complaint involves an individual student or a request for a due process hearing has been filed.

Upon request for informal conflict resolution, the SDE Office of Dispute Resolution or the assigned SDE contractor will contact all parties to schedule the meeting. Because informal conflict resolution is voluntary, both parties must verbally state to the SDE their agreement to participate for the process to go forward. Informal conflict resolution can be conducted by SDE contractors or SDE staff as assigned by the Dispute Resolution Coordinator. The SDE provides informal conflict resolution at no charge to the district or to the parent/adult student.

### **C. Informal Conflict Resolution Procedures**

1. No video or audio recording of the meeting proceedings will be made.
2. Because informal conflict resolution is a non-adversarial process that offers the parties the opportunity to communicate directly with each other, legal representation during the meeting is not allowed.
3. The SDE will not retain any documentation or informal agreements created by the parties. No other records of the content of the meeting will be kept by the SDE.
4. Either party has the option to end the informal conflict resolution meeting at any time.

#### **D. Informal Conflict Resolution Timelines**

The SDE will appoint a facilitator within five (5) business days of an acceptance of a request. The meeting will be held in a location convenient to the parties involved, and every effort will be made to complete the process within twenty-one (21) calendar days.

#### **E. Confidentiality**

Discussions that occur during the informal conflict resolution process are confidential and cannot be used as evidence in any subsequent due process hearing or civil proceeding in any states or federal court. The facilitator may require a confidentiality agreement be signed by participants.

#### **F. Nature of Agreements**

An agreement reached by the parties through informal conflict resolution, whether memorized in writing or agreed to verbally, are self-enforced and not enforceable by the SDE.

### **Section 3. Mediation**

~~The SDE has developed a mediation system to help resolve disagreements between a districts and parents and/or adult students regarding the identification, evaluation, educational placement, and the provision of a free appropriate public education (FAPE). A request for mediation may be made by either the parent and/or adult student or the district at any time point without the necessity to request a due process hearing. Requests may be made in writing or by phone to the SDE Dispute Resolution Coordinator as directed in the introduction to this chapter.~~

~~The ultimate goal of mediation is to obtain a written agreement that is acceptable to both parties. Mediation agreements are legally binding. Even if a written agreement is not achieved, mediation may be helpful in clarifying issues.~~

#### **A. Definition of Mediation**

~~Mediation is a structured, confidential and voluntary process in which where an SDE trained neutral and an impartial third-party provides a structure for (a mediator) assists parents and/or adult students parents/adult students and district personnel to identify points of agreement and work to resolve points of disagreement concerning the identification, evaluation, educational placement, or provision of FAPE resolve disputes. Mediation aims to builds positive working relationships, encourages mutual understanding, and helps the parties focus on their common interest—the student. The district will not use the term “mediation” to refer to any district level process for resolving disputes.~~

While discussions in mediation are confidential and parties are asked to sign a confidentiality agreement, written agreements produced in mediation are legally-binding and enforceable in

state or federal court. With the agreement of all parties in the mediation, an IEP may be amended as part of a written agreement.

Mediation may be appropriate when parties are in disagreement and seem unable to move forward without outside assistance, or they, after making a good-faith effort, face an impasse in an attempt to resolve the disagreement. Mediation can be scheduled prior to, or concurrent with, a request for a due process hearing or investigation of a state complaint.

**~~The Special Education Mediation Process Is:~~**

~~**Voluntary** for parent and or adult student and school personnel;~~

~~**Offered** when disputes arise, including, but not limited to, formal complaints and due process hearing requests;~~

~~**Confidential**, thus encouraging all participants to speak freely;~~

~~A **No-Cost Service** to parents and or adult students and schools provided by the SDE; and~~

~~An **Alternative** that does not delay the status of a due process hearing or formal complaint.~~

**B. Mediation Policies Requests**

~~Mediation offered by the SDE is voluntary, confidential, and at no cost to the parent and/or adult student parent/adult student or district.~~

- ~~1. Both the district and the parent and/or adult student parent/adult student may request mediation at any time.~~
- ~~2. The SDE has the discretion to suggest mediation to either party at any time it deems appropriate, but is required to make mediation available to the parties after a formal complaint or a request for a due process hearing has been filed.~~

~~Following a request for mediation, the SDE will contact the other party and ask whether they are willing to participate in mediation. Mediation may not be used to deny or delay the right to a due process hearing or any other rights afforded to students and parents.~~

A request for mediation may be made in person, writing or via telephone by either a parent/adult student or a district representative at any point in a dispute, including after a complaint involving an individual student or due process hearing request has been filed. The SDE will screen all mediation requests to determine the appropriateness of the process for each individual case. The SDE may offer mediation when a state complaint involving an individual student or a request for

a due process hearing has been filed. Mediation cannot be used to delay the state complaint process or a due process hearing timelines.

Upon request for mediation, the SDE Dispute Resolution office will contact all parties to schedule the mediation. Because mediation is voluntary, both parties must verbally state to the SDE their agreement to mediate for the process to go forward. Mediators are selected by SDE from a list trained professionals. The SDE provides mediation at no charge to the district or to the parent/adult student.

### C. ~~Mediation System~~ Mediation Procedures

1. The mediation will be conducted in compliance with the IDEA.
2. No video or audio recording of the mediation proceedings will be made.
3. Each party is limited to no more than three participants ~~and shall designate a person who has~~ have the authority to make final resolution decisions. The mediator may increase this number at his or her discretion and with agreement of all parties.
4. The district shall have at least one representative present who has the authority to commit resources.
5. Because mediation is a non-adversarial process that offers the parties the opportunity to communicate directly with each other, legal representation during a mediation session is ~~strongly~~ discouraged.
6. ~~Except for the signed agreement and confidentiality pledge, all notes or records taken during the proceedings will be collected and destroyed by the mediator at the conclusion of the mediation session. The SDE will retain copies of the signed agreement, if an agreement is reached, and the confidentiality agreement. No other records of the mediation will be kept by the SDE. (See the Confidentiality Agreement form in the Documents section of this chapter).~~
7. The mediator will provide signed copies of the agreement, if an agreement is reached, to each party and the SDE. (See the Mediation Agreement form in the Documents section of this chapter).
8. ~~The mediator will be excluded from subsequent actions—complaint investigations, due process hearings, and legal proceedings. The mediator, afforded mediator privilege under Idaho law, will be excluded from participation in subsequent actions specific to the case mediated including complaint investigations, due process hearings, and legal proceedings. The mediator may mediate again for the parties if assigned by the SDE or if the mediated agreement calls for the mediator’s potential future participation with the parties.~~



9. A due process hearing requested prior to mediation may be canceled by the requesting party as a result of the mediation agreement. The requesting party will immediately provide the hearing officer with documentation of the voluntary withdrawal of the due process hearing request. The mediator will immediately inform the SDE of the decision to withdraw the due process hearing request.
10. If for any reason the mediation does not end in a written agreement fails, the mediator will provide each party and the SDE with a statement certifying that the mediation occurred but no agreement was reached was unsuccessful.
11. Either party has the option to make another request for end the mediation at any time.

#### **D. SDE Contracted Mediators**

~~Idaho SDE contracted mediators are impartial and trained in effective mediation conflict resolution processes, communication, negotiation, problem-solving skills, and in laws and regulations relating to the provision of special education and related services. A mediator assists the parent and/or adult student and the district in resolving disputes. The SDE will select the mediator on a random, rotational, or other impartial basis from a list of highly qualified mediators. At times, the SDE may appoint two individuals to serve as co-mediators. While a mediator will not offer advice on a particular course of action, a mediator is required to help parties explore the soundness of any agreement. Mediators are assigned on a rotational basis with consideration for geographical location.~~

1. In all cases a mediator shall not:
  - a. be an employee of the SDE or district involved in the dispute;
  - b. have children enrolled in the district involved in the dispute; ~~or~~
  - c. have a personal or professional interest that ~~conflicts with~~ may affect the ability to remain impartial or neutral; or the person's mediator's objectivity.
  - d. be used if either party rejects the mediator based on a perceived inability to be neutral or impartial.
2. Additionally, if the parties have agreed to mediation following a due process hearing request: ~~a. co-mediators may not be used; and~~
  - b. ~~the mediator may not be an employee of any district or state agency providing services that are publicly funded under the IDEA 2004, Part B.~~

#### **E. Mediator Role**

~~3.~~The mediator has the responsibility to contact the parties to explain the mediation process, identify issues, and help the parties establish a date, time, and place to hold the mediation. The

mediator also: ~~a. Establishes~~ establishes the ground rules for all parties to follow; ~~b. Guides~~ guides the process; ~~c. Encourages~~ encourages open and honest communication; ~~d. Ensures~~ ensures that each party is heard; ~~e. Rephrases~~ rephrases information and summarizes issues; and; ~~f. Facilitates~~ facilitates the writing of the agreement.

~~E~~

#### **F. Mediation Timelines**

The SDE will appoint a mediator within three (3) business days of all parties agreeing to mediate a request for mediation. The mediation will be held in a location convenient to the parties involved, and every effort will be made to complete the process within twenty-one (21) calendar days.

~~F~~

#### **G. Confidentiality**

Discussions that occur during the SDE mediation process are confidential and cannot be used as evidence in any subsequent due process hearing or civil proceeding. ~~The parties~~ Parties in the SDE mediation process will be afforded the opportunity to review the confidentiality agreement and will be required to sign it a confidentiality pledge before mediation begins. (See the *Mediation Confidentiality Agreement* in the Documents section of this chapter).

~~G~~

#### **H. Mediation Agreement**

An agreement reached by the parties through ~~SDE~~ mediation shall be set forth in writing and is enforceable in ~~s~~State and ~~f~~Federal courts.

### **Section 3-4. Formal Complaints State Complaints**

#### **A. Filing Complaints Definition of State Complaint**

~~A formal complaint~~ State complaints may can be filed with the SDE by any individual or organization from Idaho or another state who believes alleging any violation the district or other education agency has violated a requirement of Part B of the IDEA Individuals with Disabilities Education Improvement Act, Part B of 2004 (IDEA 2004), including the an alleged failure to comply with a previous due process hearing decision rendered. State complaint procedures are outlined in IDEA regulations requiring, in part, a complaint must allege a violation that occurred no more than one year (365 days) prior to the date the complaint has been received. (See IDEA regulations 34 CFR§300.150 through 300.153). The SDE will accept a complaint received by mail, fax, or hand delivery. A complaint filed by email will not be accepted. Contact information is listed in the introductory paragraph to this chapter.

~~See the document section at the end of this chapter for “Procedures for Resolving Complaints.”~~ The filing party must provide a written complaint that includes the name and contact information of the complainant, the alleged violations, name, address, and attending school of child (if

applicable), description and facts of the alleged problem to the extent known and available to the complainant at the time, and a proposed resolution. The party filing the complaint must forward a copy of the complaint to the district at the same time the party files the complaint with the SDE. The SDE has sixty (60) days to resolve the complaint via mediation or investigation and issue a final decision.

The SDE determines whether the complainant's submission meets the IDEA requirements for a complaint. If not, the SDE will notify the complainant in writing. The SDE will determine if an onsite investigation is necessary and will assign a complaint investigator to engage in neutral fact-finding if the complaint is accepted. A written decision will be provided to the complainant and the district addressing each allegation, findings of fact, conclusions, and any corrective actions ordered by the SDE.

### **B. ~~SDE Complaint Procedures~~ Filing a State Complaint**

The SDE will accept a state complaint received by mail, fax, hand delivery, or scanned and attached to an email with the complainant's signature included. The SDE will provide reasonable accommodations to individuals who need assistance in filing complaints. A state complaint filed by a parent/adult student or public agency must be signed and must include all of the information indicated on the *Form for Filing a State Complaint* (located in the Document section of this chapter and on the SDE website).

~~A formal complaint can be made by any person or organization. The complaint shall be in writing and include the following information:~~

- ~~1. current date;~~
- ~~2. the name, address, and telephone number of the person making the complaint (or available contact information);~~
- ~~3. the signature of the person making the complaint;~~
- ~~4. if alleging violations regarding a specific student, the name and address of the student involved (or available contact information in the case of a homeless student or family);~~
- ~~5. the school and district or other education agency that is the subject of the complaint;~~
- ~~6. one or more statements (allegations) that the district has violated one or more requirements of Part B of the IDEA 2004;~~
- ~~7. the facts and/or a description of the events that support each allegation; and~~
- ~~8. the proposed resolution of the problem or the relief sought.~~

~~The complaint shall allege a violation that occurred not more than one year prior (365 days) to the date that the complaint is received. The SDE has a form available that may be used (see the Documents section of this chapter)~~

### C. Methods of Resolving State Complaints

The SDE will ~~offer~~ make every effort to resolve complaints in the least adversarial manner possible. Mediation in a case regarding an individual student will be offered to the disputing parties. If mediation is not accepted by the parties or fails to resolve the allegation(s) that gave rise to the complaint, then resolution of a ~~formal~~ state complaint may be achieved through one or more of the following ~~four~~ processes:

1. **Verification of resolution:** Upon receipt of the initial complaint from the SDE outlining the allegations, the district may submit information to the SDE to document that one or more of the allegations of the complaint have been resolved. The SDE may also receive similar information from other sources.
2. **Corrective action plan (CAP):** The district may propose a CAP to address the allegations in the complaint. The SDE may accept, reject, or negotiate the proposed CAP, or require other corrective actions or timelines to ensure the district will achieve compliance for each allegation stated in the complaint. If this process is not successful, the SDE will conduct a full an investigation on unresolved allegations.
3. **Early complaint resolution (ECR):** ~~The SDE or complaint investigator may propose the use of ECR to resolve the complaint. This approach, which shall be mutually agreed upon, provides the complainant and the district an opportunity to immediately resolve the issues prompting the complaint, even though the parties may not agree on particular allegations. The SDE Dispute Resolution Coordinator or an SDE-contracted complaint investigator will facilitate a resolution through the development of a written agreement to be signed by both parties. If this process is not successful the SDE will conduct an a full investigation on unresolved allegations.~~
4. **Full investigation-Investigation:** ~~If necessary, the~~ The SDE will appoint a complaint investigator to investigate the complaint by the case who will conducting a fact finding investigation which may include interviews and reviews reviewing of files, correspondence, and other information. An onsite investigation may occur as part of the investigation if necessary. The complaint investigator will submit SDE will write his or her a Final Report, including Findings of Fact, Conclusions, and, in coordination with SDE, identify appropriate Corrective Actions-corrective actions, if required.

### D. State Complaint Procedures

Upon receipt of a written state complaint, the SDE will ensure ~~do~~ the following procedures are followed.

1. Verify proper filing procedures were followed and determine if the complaint meets established criteria, including sufficient allegations of IDEA violation and facts within five (5) business days. The complainant will be notified if a submission is insufficient to process as an state complaint. The complainant will be afforded the opportunity to submit additional information about the allegations. whereas upon receipt would restart the timelines for completion Determine whether the complaint meets all of the required criteria. The SDE will notify the complainant if his or her a submission is insufficient as listed in with respect to Section A, above.
2. The district will be notified (specifically the superintendent, the special education director, and the school board chair), that the complaint has been received and what, if any, allegations have been accepted for investigation within ten (10) business days of the SDE receiving the complaint. The school district is given an opportunity to respond to the complaint and may initiate within fourteen (14) day of receipt of the complaint a corrective action proposal (CAP) to resolve all or some of the allegations in the complaint, subject to SDE approval. At the complaint investigator's discretion, the timeline for a CAP may be extended, or the complaint investigation may progress until a CAP has been accepted by the SDE. The complaint investigator is responsible for managing the timelines of the investigation and may submit a final report at any point within the 60-day timeline. Notify the district that a complaint has been received, and offer both parties SDE mediation. Parents and/or adult students shall receive a copy of the Procedural Rights statement.
3. Mediation can be requested by either party at any time and must be offered for complaints regarding an individual student. While parties are generally encouraged to resolve complaints collaboratively, choosing not to participate in mediation will not be considered relevant in an investigation. If parties opt for mediation, it will not delay the timelines required for resolving a complaint unless all parties agree.
4. Provide the parent/adult student a copy of the Procedural Safeguards Notice.
5. ~~4. Give the complainant the~~ Complainants will be given an opportunity to provide additional information about the allegations, either orally or in writing.

All or any part of the written complaint will be set aside by the hearing officer if the allegation is being addressed in a pending due process hearing or a hearing decision which has already been rendered until the conclusion of the hearing. Any issue not a part of a due process action will be resolved following the SDE state complaint procedures and timelines. 3. Set aside all or any part of the written complaint that is being addressed in a due process hearing until the conclusion of the hearing. Any issue that is not a part of the due process action will be resolved using the SDE complaint procedures and timelines. If hearing officer's decisions are not adequately addressed by the district, the SDE will investigate.

6. The SDE shall investigate a complaint alleging that a final hearing officer decision is not being implemented by a public agency.
7. A final report will be issued to the district superintendent, board chairperson, special education director, and complainant, that shall include but is not limited to the findings of fact, conclusions, and corrective action(s) for each allegation within sixty (60) calendar days of receipt of sufficient complaint (see D.1). This time period may be extended, but only under exceptional circumstances, which shall be documented by the SDE, or complainant and public agency agree to extend the time to engage in mediation or other alternative dispute resolution procedures. ~~5. Resolve the complaint and issue a Final Report that includes the findings of fact, conclusions, and resolution, for each allegation within 60 calendar days of receipt of the complaint. This time period may be extended, but only under exceptional circumstances, which shall be documented by the SDE. The resolution will state:~~
8. If a violation of the IDEA is verified by the complaint investigator, the report shall include corrective actions addressing, as appropriate:
  - a. how to remedy any denial of services, which may include the award of compensatory services, monetary reimbursement or other corrective action as appropriate to the needs of the student; and
  - b. the future provision of services to be considered by an IEP team for the student with a disability, if such clarification is needed when appropriate; and
  - c. the provisions of technical assistance, if needed.
9. The SDE will ensure the district takes corrective action if it is determined that the district was out of compliance through technical assistance activities, negotiations, and/or corrective actions no later than one year after the identification of non-compliance. The final report cannot amend a student's IEP. ~~6. Ensure the district takes corrective action if it is determined that the district was out of compliance.~~
10. The SDE ensures noncompliance has been corrected and verifies through review of documentation or interviews, or both, the corrective actions were implemented no later than one year (365 days) after the determination of noncompliance. If necessary, the SDE must use appropriate enforcement mechanisms such as the provision of technical assistance, conditions on funding, a corrective action, an improvement plan, and/or withholding funds, in whole or in part.

### Section 4 ~~5~~. Due Process Hearings

#### A. Definition

~~A due process hearing request involves an allegation or a series of allegations filed with the SDE for a due process hearing may be made by either a parent and/or adult student parent/adult student or the district on issues relating to the identification, evaluation, educational placement, and the provision of FAPE. A parent and/or adult student or district may file a request for hearing with the SDE and the non-requesting party. The request shall be mailed, faxed, or hand delivered. When the request is filed with the district, the parent and/or adult student shall send copies to the Dispute Resolution Coordinator at the SDE.~~

~~All applicable timelines for due process hearing and resolution sessions will start when the request has been filed with the other party and the SDE. The due process hearing is overseen by an SDE appointed hearing officer. At the due process hearing, the parent/adult student present evidence, cross examine witnesses, and present their case to an impartial hearing officer. The hearing officer renders a decision on the merits of the issues relating to the due process hearing.~~

~~The due process hearing request must allege a violation that occurred not more than two (2) years before the date the parent/adult student or public agency knew or should have known about the alleged action that forms the basis of the due process hearing request, subject to the exceptions described later in this section. The SDE offers mediation in an effort to resolve issues and parties may request mediation at any time. If mediation is rejected by either party, the due process hearing timelines will be in effect.~~

#### **B. Due Process Hearings and Expedited Due Process Hearings ~~Due Process Hearing Request from Parent and/or Adult Student~~**

Idaho's due process system has two settings for due process ~~types of~~ hearings, a regular due process hearing and an expedited due process hearing:

1. A regular due process hearing is an administrative hearing to resolve disputes on any matter related to the identification, evaluation, educational placement, and the provision of FAPE.
2. An expedited due process hearing is as an administrative hearing to resolve disputes concerning discipline and/or placement related to discipline occurring within 20 school days of the request, with a decision rendered within 10 school days of the hearing.

#### **C. Filing a Due Process Hearing**

Due process hearing requests must include a complete and signed copy of the *Due Process Hearing Request Form* (located in the Documents section at the end of this chapter) or a signed document providing, in the same order, all of the general information, issue(s), and resolution(s) information required in the *Due Process Hearing Request Form*. The SDE will provide reasonable accommodations to individuals who need assistance in filing a written request.

A parent/adult student or public agency (or their attorney authorized to practice law in the state of Idaho) filing a due process hearing request must provide the due process hearing complaint to the other party and to the SDE Office of Dispute Resolution. The request shall be mailed, faxed, hand delivered, or scanned and attached to an email with a signature of the filing party. All applicable timelines will start when the request has been received by the non-requesting party.

1. Due Process Hearing Request from Parent/Adult Student: A due process hearing may be requested on behalf of a student by a parent, adult student or by an attorney, properly licensed in Idaho, representing the student.

~~1.~~

- a. A due process hearing shall be initiated within two (2) years of the date the ~~parent and/or adult student~~ parent/adult student knew or should have known of the issues giving rise to the allegation(s). The two-year timeline will not apply if the ~~parent and/or adult student~~ parent/adult student was prevented from requesting a hearing due to specific misrepresentations or the withholding of information by the public agency required to be provided by the IDEA.

~~2.~~

- b. A due process hearing can be initiated regarding issues pertaining to identification, evaluation, educational placement, or the provision of FAPE if:  
~~a- the district proposes to initiate or change any of these matters; or if b- the district refuses the parent's and/or adult student's~~ parent's/adult student's request to initiate or change any of these matters.

~~See the Documents Section of this chapter for a Due Process Hearing Request form. The parent and/or adult student, or his or her attorney filing a due process hearing request shall forward a copy to the SDE and the district. The SDE will provide reasonable accommodations to individuals who need assistance in filing a written request.~~

### **~~C. Due Process Hearing Request by a District~~**

2. Due Process Hearing Request by a District: If the district initiates a hearing request the district must inform the parent/adult student and the SDE. A district may initiate a due process hearing within two years of the dispute in an attempt to accomplish one or more of the following:

~~1.~~

- a. override a parent's/adult student's refusal of consent for an initial evaluation or re-evaluation, or release of information;

~~2.~~

- b. override a parent's/adult student's written objection to an IEP program change, an educational placement change, or disciplinary actions when there is an imminent threat to safety;

~~3.~~



4. c. ask a hearing officer to place a student in an Interim Alternate Education Setting (IAES) when there is substantial evidence that maintaining the current educational placement is likely to result in injury to the student or others; or
- d. request that a hearing officer determine whether an evaluation conducted by the district was appropriate or whether an evaluation obtained by a ~~parent and/or adult student~~ parent/adult student meets the criteria for a publicly funded Independent Educational Evaluation (IEE); or
- e. if a parent/adult student disagrees with an IEP or placement change by the district, the parent/adult student may file a written objection to the IEP or to all or parts of the proposed change in writing within ten (10) calendar days of receiving written notice of the proposed change, the proposed change cannot be implemented. If resolution through additional IEP meetings or mediation fails, the district may request a due process hearing to obtain a hearing officer's decision regarding the proposed change. The written objection cannot be used to prevent the public agency from placing a student in an Interim Alternative Educational Setting (IAES) in accordance with the IDEA.
- f. A district may request a hearing to determine if a proposed IEP is appropriate even in the parent/adult student has not filed a formal objection.

~~If the district initiates a hearing, the district will inform the parent and/or adult student parent/adult student and the SDE.~~

#### **D. Hearing Officer Appointment**

1. The SDE must appoint a hearing officer within ten (10) calendar days of receiving the due process hearing request or within five (5) business days of an expedited hearing. Hearing officers are selected by SDE from a list of specially trained and impartial professionals. A list of qualifications for each hearing officer is kept by the SDE.
2. ~~A Hearing Officer is Assigned~~
- a. ~~Within 10 calendar days of a request for a hearing, an impartial hearing officer will be assigned by the SDE. The SDE maintains a list of trained hearing officers, along with their qualifications, and assignments are made on a rotational basis.~~
- b.
2. The hearing officer ~~must~~ ~~may~~ ~~not~~ ~~be~~ ~~a~~ ~~member~~ ~~of~~ ~~the~~ ~~district~~ ~~school~~ ~~board~~, ~~be~~ ~~an~~ ~~employee~~ ~~of~~ ~~the~~ ~~school~~ ~~district~~, or ~~an~~ ~~employee~~ ~~of~~ ~~the~~ ~~SDE~~;
3. The hearing officer ~~must~~ ~~not~~ ~~have~~ ~~an~~ ~~individual~~ ~~having~~ ~~any~~ ~~a~~ ~~personal~~ ~~or~~ ~~professional~~ ~~interest~~ ~~that~~ ~~would~~ ~~conflict~~ ~~with~~ ~~his~~ ~~or~~ ~~her~~ ~~the~~ ~~objectivity~~ ~~in~~ ~~the~~ ~~required~~ ~~of~~ ~~a~~ ~~hearing~~ ~~officer~~, ~~or~~ ~~a~~ ~~member~~ ~~of~~ ~~the~~ ~~board~~ ~~of~~ ~~trustees~~ ~~of~~ ~~the~~ ~~district~~.
4. The hearing officer must be specially trained in conducting due process hearings, possess knowledge and understanding of the provisions of Idaho law, the IDEA, and

judicial interpretations, and ability to conduct hearing and render and write decisions with appropriate, standard legal practice.

- ~~5. e.~~ The district is responsible for fees and will pay for all actual expenses incurred by the hearing officer and for the cost of a court reporter in establishing a verbatim record transcript of the hearing at state reimbursement rates. The hearing officer will be compensated at rates set by the SDE.

#### **~~D. Contents of a Request for a Due Process Hearing~~**

~~A request for a due process hearing shall be made in writing and shall include the following information:~~

- ~~1. the current date;~~
- ~~2. the student's name, address (or available contact information in the case of a homeless student), and school district;~~
- ~~3. the signature of the individual make the request for a due process hearing;~~
- ~~4. a description of the nature of the problem, including supporting facts; and~~
- ~~5. a proposed resolution of the problem or the relief sought.~~

#### **~~E. Actions for Due Process Hearings Policies~~**

- ~~1. A Due Process Request is Filed~~
  - ~~a. A request may be filed by either party.~~

After a due process request is filed by the parent/adult student or the district, the following procedures will be followed.

1. The SDE offers mediation as a voluntary option to both parties. Parties may request mediation at any time. Choosing mediation shall not alter or delay the timeline of the due process hearing.
  2. The receiving party may challenge the sufficiency of the due process hearing request within fifteen (15) days of the receipt of the hearing request by filing a written sufficiency objection with the hearing officer. Challenges to the sufficiency of the due process hearing complaint must be in writing and provided to all parties. The hearing officer shall render a decision regarding the sufficiency of the allegation(s) within five (5) calendar days and immediately notify the parties of the decision in writing.
- ~~b. Either party may challenge the sufficiency of the due process hearing request within 15 days of the receipt of the hearing request. The hearing officer shall render a decision regarding the sufficiency within five calendar days and immediately notify the parties of the decision in writing.~~

- a. If the complaint is found not to be sufficient, the party may amend its due process complaint if the other party consents in writing to the amendment and has the opportunity to resolve the complaint through a resolution meeting, or the hearing officer grants permission to amend no later than five (5) days before the due process hearing begins.
    - b. Timelines for amended due process hearings begin again on the filing date of the amended request.
  3. If the district has not previously sent written notice (as outlined in IDEA) regarding the subject matter in the ~~parent's and/or adult student's~~ parent's/adult student's complaint, the district ~~will~~ must, within ten (10) calendar days of receiving the ~~request~~ complaint, send a the response to the parent and/or adult student ~~parent/adult student~~ a letter ~~response that includes all the components of written notice~~ explaining the reasons behind their actions, options considered, evaluations conducted, and other factors relevant to the district's response, in accordance with IDEA prior written notice requirements.
    - ~~c. The district superintendent has the responsibility for informing the district's board of trustees of any request for a hearing.~~
    - d.
  4. ~~The district shall inform a parent and/or adult student~~ parent/adult student of any free or low-cost legal or other relevant services available to him or her and provide a copy ~~of~~ of the Procedural Safeguards if a due process hearing is requested or if the ~~parent and/or adult student~~ parent/adult student requests such information.
3. ~~SDE Mediation is Offered~~
- ~~The SDE is required to offer mediation as an alternative dispute resolution mechanism to the involved parties.~~
4. ~~Response to a Due Process Request~~
- a. ~~The other party shall file a response with 10 calendar days addressing the issues raised.~~
- ~~Either party may amend the request, upon obtaining written consent from the other party or as granted by the hearing officer, at least 5 calendar days prior to the hearing. If the request is amended, timelines for resolution and resolving the issues begin again as of the date of the amended request.~~
5. Within fifteen (15) days of receiving the parent's/adult student's due process hearing request, the district convenes a pre-hearing resolution session, unless both parties

agree in writing to waive the resolution meeting, both parties agree to go to mediation, or the district initiates the hearing.

~~5. Pre-hearing Resolution Session~~

~~a. A resolution session will be held within 15 calendar days of a request for a due process hearing unless:~~

~~(1) Both parties agree in writing to waive the resolution meeting.~~

~~(2) Both parties agree to go to mediation.~~

~~(3) The district initiates the hearing. The IDEA 2004 requires the resolution session only if the parent parent/adult student has requested the due process hearing.~~

~~b.~~

~~a. A “resolution team” resolution meeting includes the parent and/or adult student parent/adult student, a representative of the district who has decision-making authority, and relevant members of the IEP team who have specific knowledge of the facts identified in the request for a due process hearing as determined by the parties.~~

~~b. The district’s attorney shall not attend the resolution session unless the parent/adult student will be accompanied by an attorney.~~

~~c. The SDE will provide a SDE contractor specially trained in facilitating a resolution session or a SDE mediator, if requested. Either process requires approval by both parties. Note: SDE Facilitation may be requested with the approval of both parties.~~

~~d. e. The purpose of the meeting is for the parent and/or adult student parent/adult student to discuss the due process hearing request, and the facts that form the basis of the request, so that the district has the opportunity to resolve the dispute.~~

~~d.~~

~~1) If a resolution is reached regarding the issues raised in the request for a due process hearing, the district representative and parent and/or adult student parent/adult student will sign settlement agreement, a legally binding document enforceable in State and Federal court. The parties will immediately forward to the hearing officer signed documentation of the voluntary withdrawal of the due process hearing complaint by the requesting party.~~

~~2) Either party may void this agreement within three (3) business days of signing the agreement.~~

- e. A due process hearing will be scheduled if no resolution is reached within thirty (30) calendar days of receiving the request for a due process hearing.
  - f. If the district is unable to obtain the participation of the ~~parent and/or adult student~~ parent/adult student after reasonable efforts have been made and documented, at the conclusion of the thirty (30) calendar day period, the district may request that the hearing officer dismiss the ~~parents~~ parent's/adult student's due process hearing request.
  - g. A ~~parent and/or adult student~~ parent/adult student may request an immediate due process hearing from the hearing officer if the district has not scheduled or participated in a resolution session within fifteen (15) days of the request.
  - h. The district must report to the SDE and to the hearing officer when the resolution meeting is to be held, or documentation indicating it was waived by both parties, or documentation of attempts to reach the other party, within fifteen (15) days of SDE receiving the due process hearing request.
6. The forty-five (45) day timeline for the due process hearing request starts the day after one of the following events:
- a. both parties agree in writing to waive the resolution meeting;
  - b. after either the mediation or resolution meeting starts but before the end of the thirty (30) day period, the parties agree in writing that no agreement is possible;
  - c. both parties agree in writing to continue the mediation at the end of the thirty (30) day resolution period, but later, the ~~parent and/or adult student~~ parent/adult student or public agency withdraws from the mediation process;  
or
  - d. the district files a hearing request.

All of the above events must be documented, with dates of determination, and provided to the SDE and assigned hearing officer immediately.

## **F. The Due Process Hearing**

### **1. Hearing Preparation**

- a. A ~~parent and/or adult student~~ parent/adult student will be allowed to inspect and review reports, files, and records pertaining to the student ~~not less than 5~~

~~business days~~ prior to a resolution session or due process hearing. A district may charge a fee for copies of records if the fee does not effectively prevent a ~~parent and/or adult student~~ parent/adult student from exercising his or her right to inspect and review those records. The district may not charge a fee to search for or retrieve records.

- b. Not less than five (5) business days prior to a due process hearing, each party will disclose to all other parties: ~~1. E~~valuations completed by that date; and ~~2. R~~ecommendations based on those evaluations intended to be used at the hearings; 3. Copies of exhibits which will to be introduced; and a list of witnesses each party intends to call at the hearing.
- c. The hearing officer will provide notification as to the time and place of the due process hearing to the ~~parent and/or adult student~~ parent/adult student, district officials, and the SDE. The hearing shall be conducted at a time and place reasonably convenient to the ~~parent and/or adult student~~ parent/adult student.
- d. Parties shall cooperate with the hearing officer in any business or communication and the planning for a location, date and time for the hearing.

7

## 2. The Due Process Hearing

- a. The hearing officer will preside over and conduct the proceedings in a fair and impartial manner, permitting all parties an opportunity to present their information and opinions ~~pursuant to the Idaho Administrative Procedure Act (IDAPA) and the IDEA 2004 requirements.~~ Due process hearings shall be conducted pursuant to the *Idaho Rules of Administrative Procedure of the Attorney General* (IDAPA), IDEA requirements, and this Manual. In case of any conflict between IDAPA and the IDEA, the IDEA shall supersede. IDAPA rules shall supersede this Manual.
- b. A ~~parent and/or adult student~~ parent/adult student and district personnel may be accompanied and advised by legal counsel properly licensed in Idaho ~~and other persons with special knowledge or training about students with disabilities.~~
- c. A ~~parent and/or adult student~~ parent/adult student has the right to open the hearing to the public and to have the student who is the subject of the hearing present.
- d. ~~Only a parent and/or adult student, a district, and their respective attorneys~~ Each party has have the right to present evidence, to compel the attendance of witnesses and the production of documents, and to confront and cross examine witnesses.

- e. New issues (issues not in the original due process request) may not be raised at the hearing unless agreed to by the other party.
- f. Any party may prohibit the introduction of any evidence at the hearing that was disclosed less than five (5) business days before the hearing.
- g. During the hearing the district will provide reasonable accommodations as required by federal regulations. Disputes will be referred to the SDE for resolution.
- h. A record of the hearing will be made. The record will be a written verbatim transcript. The ~~parent and/or adult student~~ parent/adult student may choose an electronic verbatim record. The district will pay the transcript costs, and a copy of the transcript will remain with the SDE. The ~~parent and/or adult student~~ parent/adult student and district personnel have the right to obtain a copy of the record upon formal request.

8

3. Decision of the Hearing Officer

- a. The decision of the hearing officer will be based solely on presentations made at the due process hearing.
- b. The decision made by the hearing officer will be made on substantive grounds based on a determination of whether a student received FAPE.
  - 1) In matters alleging a procedural violation, a hearing officer may find that a student did not receive FAPE only if there is evidence that the procedural inadequacies:
    - i. impeded the student's right to FAPE;
    - ii. significantly impeded a ~~parent's and/or adult student's~~ parent's/adult student's opportunity to participate in the decision-making process; or
    - iii. caused a deprivation of educational benefit.
  - 2) If a hearing officer finds that there is a procedural deficiency that did not deny FAPE, he or she may order the district to comply with the procedural requirements. A hearing officer may order a district to comply with procedural requirements, regardless of whether a district's failure in this area did or did not result in a denial of FAPE.

- c. The decision will include findings of fact and conclusions of law. In addition, the decision shall include an order of relief, if appropriate.
- d. ~~The hearing officer's written decision shall be available within 45 calendar days from the date of the request for a hearing. The 45 calendar day timeframe begins when the written request is actually received by the district or the SDE, whichever is earlier. The hearing officer's written decision shall be mailed within forty-five (45) calendar days from the date both parties agreed in writing to waive the resolution meeting, or both parties agreed to go to mediation, or the date the district initiated the hearing. The hearing officer may grant an extension of the forty-five (45) day period upon the request of a party. The hearing officer shall issue a written decision in response to each request.~~
- e. The findings of fact and decision shall be sent to the ~~parent and/or adult student~~ parent/adult student at no cost. Copies will also be mailed to the district superintendent, the SDE, and representatives of the district.
- f. ~~After deleting personally identifiable information, the SDE will transmit the decision to the Special Education Advisory Panel (SEAP) and make the decision available to the public upon request.~~
- g. A hearing officer's decision will be enforceable in State and Federal court. It will be implemented not later than fourteen (14) calendar days from the date of issuance unless:
  - 1) the decision specifies a different implementation date; or
  - 2) either party appeals the decision by initiating civil action in State or Federal District court: within applicable appeal periods.
- h. Nothing in this section can be interpreted to prevent a ~~parent and/or adult student~~ parent/adult student from filing a separate due process hearing request on an issue separate from the request already filed. The SDE may consolidate multiple hearing requests involving the same IEP.
- i. Stay Put
  - 1) During the pendency of any due process hearing, the student shall remain, or "stay put," in his or her current educational placement unless the district and ~~parent and/or adult student~~ parent/adult student agree otherwise.
  - 2) The stay put placement continues during any subsequent appeals unless a hearing officer agrees with a ~~parent and/or adult student~~



parent/adult student that a change of placement is appropriate, in which case, the placement identified in the hearing officer's decision becomes the stay-put placement.

- 3) If the dispute involves an application for initial admission to public school in Idaho, the student, with the written consent of his or her parent, shall be placed in the public school program until the proceedings are completed.
- 4) "Stay put" does not apply when a student is transitioning from Part C (the Infant/Toddler Program) to Part B services in Idaho. Following the development of an IEP or an individual family service plan (IFSP), if an educational placement dispute arises involving a student transitioning from Part C to Part B, the student cannot "stay put" in Part C:
  - i. With written consent of the parent, the student shall be placed in the public school until completion of all the hearing proceedings.
  - ii. If the parent does not give written consent, the student will not receive services until completion of the hearing proceedings.
  - iii. If the student is eligible for special education and related services, and the parent consents, then the district shall provide those special education and related services which are not in dispute.

### **Section 56. Expedited Due Process Hearings**

~~A request for an expedited due process hearing may be made by either a parent and/or adult student parent/adult student or the district. The request should be mailed, faxed or hand delivered to the Dispute Resolution Coordinator at the SDE. A request for an expedited due process hearing filed by email will not be accepted. Contact information is listed in the introduction to this chapter.~~

#### **A. Definition**

An expedited due process hearing is defined as an administrative hearing to resolve disputes concerning discipline occurring within twenty (20) school days of the request, with a decision rendered within ten (10) school days of the hearing.

#### **B. Filing an Expedited Hearing Requests**

Parties filing expedited due process hearing requests must include a complete and signed copy of the Expedited Due Process Hearing Request Form (located in Documents section of this chapter) or a signed document providing, in the same order, all of the general information, issue(s), and resolution(s) information required in the Expedited Due Process Hearing Request Form. The SDE will provide reasonable accommodations to individuals who need assistance in filing a written request.

1. A district may request an expedited hearing if the district believes maintaining the current placement or returning the student to the prior placement is substantially likely to result in injury to the student or others.
2. A ~~parent and/or adult student~~ parent/adult student may request an expedited hearing if:
  - a. he or she disagrees with a determination that the student's behavior was not a manifestation of the disability; or
  - b. he or she disagrees with the district's discipline decision, which resulted in a change of placement.

~~See Section 5D of this chapter for additional information regarding placement during a hearing.~~  
A parent/adult student or district filing an expedited due process hearing request must provide, in a confidential manner, the due process complaint and request for hearing to the other party. The request shall be mailed, faxed, or hand delivered (electronic copies are not accepted). The party filing an expedited due process hearing must be able to show proof of receipt of the expedited due process hearing request by the other party. Additionally, when the request is provided to the non-requesting party, the party filing the request shall simultaneously send a written copy to the Dispute Resolution Coordinator at the SDE by mail, fax, hand delivery, or scanned and attached to an email with a signature of the filing party. All applicable timelines for expedited due process hearing will start when the request has been received by the non-requesting party.

### **C. The Expedited Hearing Process and Decisions**

An expedited hearing will be conducted in a fair and impartial manner. Guidelines and proceedings will be the same as those in a regular due process hearing, except for the following changes:

1. The SDE will appoint a hearing officer within ~~2~~ five (5) business days of a request.
2. A resolution session shall occur within seven (7) days of receiving a due process hearing request unless the parties agree in writing to waive the resolution session or go to mediation.

3. A due process hearing may proceed unless the matter has been resolved to the satisfaction of both parties within fifteen (15) days of the receipt of the expedited due process hearing request.
4. There is no process for challenging the sufficiency of the due process hearing request in an expedited case.
4. Any party may prohibit the introduction of any evidence at the hearing that was not disclosed at least five (5) 2 business days before the hearing.
5. The hearing shall occur within twenty (20) school days of the request, with a decision rendered within ten (10) school days of the hearing. ~~A written decision will be mailed to both parties. and no extensions may be granted by the hearing officer.~~
6. A written decision will be mailed to both parties by the SDE.
8. A party may appeal the decision in an expedited due process hearing in the same way as ~~they may~~ allowed for decisions in other original due process hearings.

#### D. Placement During an Expedited Hearing

When a hearing has been requested by either the ~~parent and/or adult student~~ parent/adult student or the district regarding placement decisions, the student shall “stay put” during the pendency of the hearing. In relation to disciplinary proceedings, stay put means:

1. ~~The~~ the student will remain in the IAES until the timeline for the disciplinary action expires or the hearing officer renders a decision, whichever occurs first; and/or
2. ~~Upon~~ upon expiration of the IAES placement, the student will be placed in the setting he or she was in prior to the IAES. However, if district personnel maintain that it is dangerous for the student to return to that placement, the district may request an expedited hearing to continue the IAES for up to an additional forty-five (45) school days. This procedure may be repeated as necessary.

If the hearing officer ~~finds for~~ findings are in favor of the ~~parent and/or adult student~~ parent/adult student, the change of placement cannot occur; ~~and the~~ The IEP team will need to determine the extent of services ~~that are~~ appropriate to meet the student’s individual needs, as well as ~~and to~~ address the student’s behavior. If the hearing officer finds ~~in favor of~~ for the district, the district may use the same disciplinary procedures, including expulsion, as it uses available for any other student, except that FAPE ~~shall~~ must be provided according to the requirements in Chapter 12, Section 3.

If an educational placement dispute arises involving a child transitioning from Part C to Part B, the child cannot remain in Part C services when he or she is over the age of three. If the child is found eligible for special education and related services under Part B and the parent consents to

the initial provision of special education and related services, then the school district shall provide those special education and related services that are not in dispute between the parent and district until completion of all the hearing proceedings. If the parent does not give written consent for the special education or related services, the student will not receive services until completion of the hearing proceedings.

### **Section ~~6~~7. Appeals and Civil Action**

~~1.~~—An appeal to state court shall be filed within twenty-eight (28) days from the date of issuance of the hearing officer's decision, ~~or; an appeal to federal district court shall be filed within forty-two (42) calendar days from the date of issuance of the hearing officer's decision.~~

~~Either party shall exhaust all dispute resolution procedures available under the IDEA 2004 prior to filing action in civil court. However, nothing in the IDEA 2004 restricts or limits the rights, procedures, and remedies available under the U.S. Constitution, the Americans with Disabilities Act, Section 504 of the Rehabilitation Act, or other Federal laws protecting the rights of children with disabilities. This means either party may have remedies available under these laws that overlap with the IDEA 2004. To obtain relief under those other laws, either party shall first use the available dispute resolution procedures under the IDEA 2004 before going directly into court.~~

~~2.~~  
A party must exhaust administrative remedies before initiating a civil action under IDEA unless otherwise determined by the court. However, nothing in the IDEA 2004 restricts or limits the rights, procedures, and remedies available under the U.S. Constitution, the Americans with Disabilities Act, Section 504 of the Rehabilitation Act, or other Federal laws protecting the rights of children with disabilities.

### **Section ~~7~~8. Attorney Fees**

A district court will have jurisdiction in the awarding, determination, or prohibition of attorney fees. The court may:

1. award reasonable attorney fees as part of the costs to the prevailing party; and
2. determine the amount of attorney fees, using prevailing rates in the community in which the action occurred, for the kind and quality of services provided. No bonus or multiplier may be used in calculating the amount of fees awarded.

Funds under Part B of the IDEA 2004 cannot be used by the district to pay any attorney fees or costs of a party related to an action or proceeding, such as deposition, expert witnesses, settlements, and other related costs. However, Part B funds may be used to pay hearing officer fees or the costs of a meeting room to conduct the hearing.

#### **A. Prohibition of Attorney Fees**

1. Attorney fees may not be awarded:
  - a. for legal representation at an IEP meeting, including a resolution session, unless such a meeting is convened as a result of a due process hearing or a judicial action; or
  - b. for mediation that is conducted prior to a request for a due process hearing.
2. Attorney fees may not be awarded and related costs may not be reimbursed in any action or proceeding for services performed subsequent to the time of a written offer of settlement to a ~~parent and/or adult student~~ parent/adult student if:
  - a. the district makes an offer at least ten (10) calendar days before a due process hearing or a civil proceeding begins;
  - b. the offer is not accepted by the ~~parent and/or adult student~~ parent/adult student within ten (10) calendar days after it is made; and
  - c. a court or due process hearing officer finds that the relief obtained by the ~~parent and/or adult student~~ parent/adult student is not more favorable to the ~~parent and/or adult student~~ parent/adult student than the offer of settlement.

### **B. Exception to the Prohibition of Attorney Fees**

An award of attorney fees and related costs may be made to a ~~parent and/or adult student~~ parent/adult student who is a prevailing party and who was substantially justified in rejecting the district's settlement offer.

### **C. Reduction in the Amount of Attorney Fees**

A court may reduce an award for attorney fees under any of the following circumstances:

1. ~~During~~ during the course of the action or proceeding, the ~~parent and/or adult student~~ parent/adult student or his or her attorney unreasonably extended the final resolution-;
2. ~~The~~the amount of the award unreasonably exceeds the prevailing rate in the community for similar services by attorneys of reasonably comparable skills, reputation, and experience-;
3. ~~The~~the time spent and legal services rendered were excessive considering the nature of the action-;
4. ~~The~~the attorney representing the ~~parent and/or adult student~~ parent/adult student did not provide the information required in a due process hearing request-; and/or

5. a party represented him or herself, or his or her child.

**D. Exception to the Reduction of Attorney Fees**

The amount of attorney fees will not be reduced if the court finds that the district or SDE unreasonably extended the final resolution of the action or proceeding.

**E. Special Provisions Regarding Attorney Fees**

1. A district or SDE that prevails may seek attorney fees from a court against the ~~parent's and/or adult student's~~ parent's/adult student's attorney if the action is deemed frivolous, unreasonable, without foundation or prolongs the litigation.
2. A district or SDE that prevails may seek attorney fees from a court against the ~~parent's/adult student's attorney or the parent and/or adult student~~ parent/adult student if the hearing request was presented for improper purposes such as to harass the district, cause unnecessary delay or needlessly increase the cost of litigation.

**Documents**

**Documents**

**Documents**

**Documents**

**Documents**

**Documents**

**Documents**

**Documents**

**Documents**

**Documents**

**Documents**

**Documents**

**Documents**

THIS PAGE INTENTIONALLY LEFT BLANK



Special Education Mediation in Idaho

**MANAGING PARENT AND SCHOOL CONFLICT  
THROUGH EFFECTIVE COMMUNICATION**

If conflict occurs between a parent and school personnel regarding the educational program of a special education student, mediation provides a non-adversarial alternative to resolve the dispute.

**Mediation** is a structured, voluntary process in which an impartial third party, a mediator, helps parents and school personnel who are experiencing conflict to reach a suitable agreement. Mediation builds positive working relationships, encourages mutual understanding, and helps parents and school personnel focus on their common interest—the student.

***Section 1. Mediation in Idaho***

The mediation process:

May resolve disputes regarding the identification, evaluation, educational placement, or related services for students with disabilities;

Clarifies areas of agreement and disagreement; and

Fosters better relationships between parents and schools

***Section 2. Requesting Mediation***

An oral or a written request for mediation may be made to the SDE by a parent and/or adult student with a disability, a legal guardian, a surrogate parent, or the district. In addition, the SDE will encourage parents and districts to participate in mediation when it seems appropriate. Following a request for mediation, the SDE will make every effort to complete the process within 21 days.

A request for mediation:

1. Is appropriate when parents and/or adult students and schools are unwilling or unable to modify their position without outside assistance;
2. May occur when parents and/or adult students and schools, after making a good-faith effort, face an impasse in attempting to resolve the conflict; and
3. Can be scheduled prior to, or concurrent with, a request for a due process hearing.

***Section 3. Proposed Mediation by the SDE***

The SDE will offer mediation to resolve a dispute between parents and the district:

1. When there is a formal request for a due process hearing; and
2. At any other time the SDE deems the use of mediation appropriate.

***Section 4. Appointment of a Mediator***

The SDE maintains a list of qualified mediators. When both parties in a dispute agree to mediate, every attempt will be made by the SDE to appoint a mediator within 3 business days of the request. A mutually agreed upon time, date, and place of the mediation will be coordinated by the mediator.

If a due process hearing has been requested, the SDE will use a rotation list to select the mediator or both parties will be involved in and agree with the selection of the mediator.

If a due process hearing has been requested, the mediator may not be an employee of any district or state agency providing publicly funded services under the IDEA 2004 and co-mediators may not be used.

***Section 5. The Mediator***

A mediator is a neutral third party trained in communication, problem-solving and negotiation skills, and specific mediation techniques who acts as a facilitator to assist parents and/or adult students and schools in resolving conflicts. The mediator:

1. Educates the parties about the mediation process.
2. Establishes the ground rules for all parties to follow.
3. Guides the process.
4. Encourages open and honest communication.
5. Ensures that each party is heard.
6. Rephrases information and summarizes issues.
7. Facilitates the writing of the agreement.

***Section 6. Roles of Parents and Schools***

It is in the best interest of all parties, including the student, to explore mediation as a means to a resolution of the conflict. Parents and/or adult students and school personnel play a very important role in mediation. As active participants, each party can help design a mutually agreeable solution.

***Section 7. Prior to the Mediation***

The SDE will provide:

- ~~1. Notification to the disputing parties of the mediator appointed.~~
- ~~2. A copy of the *Procedural Safeguards Notice* to each party.~~
- ~~3. A copy of the “Confidentiality Pledge” to the parent, district, and mediator. The parties should review the pledge, come to the mediation with any questions regarding confidentiality, and be prepared to sign the pledge.~~

The mediator will:

- ~~1. Contact the parties to explain the mediation process, identify issues, and help the parties establish a date, time, and place to hold the mediation.~~
- ~~2. Assist in determining who will attend the mediation session and inform the parties that participants need to be knowledgeable about the student and of available resources or services the student may need.~~
- ~~3. Advise the SDE of the names of all parties who will participate in the mediation session.~~

The parent and/or adult student and district will:

- ~~1. Determine who will attend the mediation session and advise the mediator of their choices.~~
- ~~2. Advise the mediator that the individual(s) with authority to commit resources and make final resolution decisions will participate in the mediation session.~~

### ***Section 8. Preparing for the Mediation Session***

The following guidelines can help participants prepare for the mediation session:

- ~~1. Keep your schedule free and be willing to give at least one full day to the mediation process.~~
- ~~2. Put aside personality conflicts and center on the educational interests of the student.~~
- ~~3. Approach mediation in good faith.~~
- ~~4. Be open, honest, and willing to listen.~~
- ~~5. Be familiar with all documents related to the dispute, including the Individualized Education Program (IEP).~~
- ~~6. Organize your information and materials.~~

7. Set goals you would like to achieve during the session.
8. Be open to alternatives.

### ***Section 10. The Mediation Session***

Every mediator has his or her own personal style of conducting a mediation. Participants should feel free to ask questions and seek clarification on any issue during the session. The mediation may include the following stages:

1. **Introduction:** The mediator will explain the process, set the ground rules for all parties, respond to questions, and encourage the parties from the onset to deal with issues—not personalities.
2. **Identification of issues:** Each party will have an opportunity, without interruption, to identify issues and share information. The mediator may seek additional information or summarize the issues.
3. **Expression of interests:** At this stage, the mediator helps the parties identify their interests (those factors underlying their issues). Goals, needs, beliefs, hopes, and fears are expressed, explored, and clarified.
4. **Caucus:** On occasion, issues and underlying interests may not be clear. Opportunity is provided for each party to “caucus” with the mediator for the purpose of sharing information or seeking clarification about the issues. The mediator will not disclose information from caucus sessions without consent.
5. **Recess:** A break may be requested by any participant during the session. This time provides an excellent opportunity for all parties to gather their thoughts and absorb what has transpired.
6. **Creating alternatives:** After the basic issues and interests have been identified, discussed, and clearly understood by all parties, the mediator will assist the parties in identifying or developing options to resolve the conflict. At any time during an open session or in a caucus, either party may propose solutions.

7. ~~**Developing and writing a plan:** The ultimate goal of mediation is to obtain a written resolution to the conflict. The parties establish the terms of the agreement. The mediator writes the final agreement, which is signed by the parent(s), school representatives, and mediator. Each party retains a copy of the agreement. If an agreement involves proposed changes to a student's IEP, an IEP team meeting should be convened as soon as possible.~~
8. ~~**Implementation:** For the final agreement to work effectively, its provisions shall be implemented. The signed agreement demonstrates a commitment by both parties to abide by the conditions of the agreement. Ultimately, it is the responsibility of the parties to fulfill their obligations.~~

~~For additional information, contact:~~

~~*Dispute Resolution Coordinator*~~

~~State Department of Education  
Division of Student Achievement and School Improvement  
P.O. Box 83720  
Boise, Idaho 83720-0027  
208/332-6912  
800/432-4601  
TT: 800/377-3529  
FAX: 208/334-4664~~

~~**Regional Special Education**~~

~~North: 208/667-2588 Coeur d'Alene  
208/885-9060 Moscow  
Southeast: 208/282-3610 Pocatello  
208/736-4263 Twin Falls  
Southwest: 208/426-4315 Boise  
208/426-4397 Boise~~

~~**DisAbility Rights Idaho (formerly Comprehensive Advocacy, Inc. (Co-Ad))**~~

~~4477 Emerald Street, Suite B-100  
Boise, ID 83706  
V/TT: 208/336-5353  
V/TT: 866/262-3462~~

~~**Idaho Parents Unlimited, Inc. (IPUL)**~~

~~1878 W Overland Road  
Boise, ID 83705  
800/242-IPUL  
V/TT: 208/342-5884~~

~~IDAHO STATE DEPARTMENT OF EDUCATION~~

~~Procedures for Resolving Complaints~~

~~UNDER THE INDIVIDUALS WITH DISABILITIES EDUCATION IMPROVEMENT ACT OF 2004~~

~~Section 1. Filing Complaints~~

~~A. Filing a Formal Complaint~~

~~Any individual or organization from Idaho or another state who believes a school district or other education agency has violated a requirement of Part B of the Individuals with Disabilities Education Improvement Act 2004 (IDEA 2004) may file a formal complaint with the State Department of Education (SDE). The complaint shall:~~

- ~~1. Be in writing. Electronic mail is not acceptable. (The SDE will provide reasonable accommodations to individuals who need assistance in filing written complaints.)~~
- ~~2. Be signed and dated.~~
- ~~3. Include one or more allegations. Allegations are statements that an education agency has violated a requirement of Part B of the IDEA 2004. The alleged violations may not be older than one year from the date the complaint is received by the SDE.~~
- ~~4. Include the supporting facts of each allegation. Supporting facts are a description of the events to support the allegation(s), including the name(s) of the student(s) involved, as appropriate.~~
- ~~5. Include a proposed resolution for the complaint.~~

~~B. Contact Information Required~~

~~Complainants should include their mailing addresses and work and home telephone numbers as well as the name, address, and telephone number of the student(s) involved.~~

~~C. Formal Complaints Address~~

~~Complaints shall be mailed to: ——— Dispute Resolution Coordinator  
State Department of Education  
Division of Student Achievement and School Improvement  
P.O. Box 83720  
Boise, ID 83720-0027~~

***Section 2. Evaluating Complaints***

~~At times, the SDE may not be able to proceed with resolution of all of a complainant's concerns. Complaints will be evaluated to determine whether the SDE can proceed with resolution. The SDE will notify the complainant, within 30 days of receipt of a complaint, if it cannot proceed with complaint resolution and the reasons. The complainant has the option of filing a new complaint and restarting the 60-day timeline or revising the complaint. If the revised complaint contains additional allegations on which the SDE can proceed, the SDE will modify the scope of complaint resolution and may extend the 60-day timeline.~~

~~A. Complaint resolution cannot proceed when:~~

- ~~1. The complaint is not in writing.~~
- ~~2. The complaint is not signed.~~
- ~~3. The complaint does not include allegations of Part B violations. (If appropriate, the SDE will notify the complainant of the appropriate agency, entity, or process to address his or her concerns.)~~
- ~~4. The complaint does not include the facts to support the allegations for any of the allegations.~~
- ~~5. All of the allegations in the complaint have been resolved in a previous due process hearing. However, the SDE will resolve a complaint alleging that the education agency failed to implement a due process hearing decision.~~

~~B. Resolution of every allegation cannot proceed when:~~

- ~~1. Some of the statements in the complaint are not allegations that an education agency has violated a requirement of Part B of the IDEA 2004. In this situation, the SDE will proceed with resolution of the statements that are allegations. Where appropriate, the SDE will assist the complainant in clarifying other statements and/or will inform the complainant of the appropriate agency, entity, or process to address concerns that do not allege violations of the IDEA 2004.~~
- ~~2. The facts to support some of the allegations are not provided. In this situation, the SDE will proceed with resolution of the allegations for which facts have been included. If appropriate, the SDE will assist the complainant in identifying the facts for his or her other allegations.~~
- ~~3. Some or all of the allegations in the complaint are the subject of a current due process hearing. In this situation, the SDE will proceed with resolution of allegations that are not part of the due process hearing. The SDE will set aside allegations that are the~~

~~subject of a due process hearing and will suspend the timeline for those allegations. When the hearing is resolved, the SDE will proceed with resolution of any allegation on which the hearing officer has not ruled. However, the SDE will proceed to resolve allegations that an education agency failed to implement a due process hearing decision.~~

- C. ~~If the complaint is withdrawn by the complainant prior to expiration of the timeline for resolution, the SDE will close the complaint.~~

### ***Section 3. Complaint Resolution Processes***

~~The SDE will make every effort to resolve complaints in the least adversarial manner possible. Resolution of a formal complaint may be achieved through one or more of the following four processes:~~

- ~~1. **Verification of resolution:** At any time during an investigation, the education agency may submit information to the SDE to document that one or more of the allegations in the complaint have been resolved. The SDE may also receive similar information from other sources.~~
- ~~2. **Corrective action plan (CAP):** The district may propose a CAP to address the allegations in the complaint. The SDE may accept, reject, or negotiate the proposed CAP or require other corrective actions or timelines to ensure that the district will achieve compliance for each allegation stated in the complaint. If this process is not successful, the SDE will conduct a full investigation.~~
- ~~3. **Early complaint resolution (ECR):** The SDE may propose the use of ECR to resolve the complaint. This mutual approach provides the complainant and the district an opportunity to immediately resolve the issues prompting the complaint, even though the parties may not agree on particular findings of fact and conclusions. The SDE Dispute Resolution Coordinator or a contracted investigator will facilitate a resolution through the development of a written agreement to be signed by both parties. If this process is not successful, the SDE will conduct a full investigation.~~
- ~~4. **Investigation:** If necessary, the SDE will investigate the complaint by conducting interviews and reviewing files, correspondence, and other information. An on-site investigation may occur if necessary.~~

### ***Section 4. Compliance Activities***

~~The SDE will negotiate or require corrective actions, including timelines, as necessary, for the education agency to achieve compliance.~~



- A. ~~**Remedies:** The SDE will identify the specific corrective action necessary for the district to achieve compliance. If it is determined that the district has failed to provide appropriate services, the SDE will address:~~
- ~~1. How to remedy the denial of those services including, as appropriate, the award of compensatory education, monetary reimbursement, or other corrective actions appropriate to the needs of the student that is the subject of the complaint; and~~
  - ~~2. Appropriate future provision of those services for all students with disabilities in the education agency.~~
- B. ~~**Documentation:** The SDE will verify implementation of corrective actions and compliance by obtaining documentation from the district or education agency, confirming compliance with the complaint, or conducting an on-site follow up.~~
- ~~1. **Technical assistance:** If necessary, the SDE will provide technical assistance to the district or education agency during or following complaint resolution. The SDE will maintain a record of technical assistance provided to districts or education agencies.~~
  - ~~2. **Sanctions:** If the district or education agency fails to achieve compliance, the SDE may initiate procedures to withhold federal funds until compliance is achieved.~~

### ***Section 5. Complaint Resolution Steps***

Within 60 days of receiving the complaint, the SDE will complete the following:

- ~~A. The SDE will decide to accept or reject the complaint based on the allegations and supporting facts.~~
- ~~B. Notify both parties in writing of the SDE determination, including a copy of the complaint and "Procedures for Resolving Complaints".~~
- ~~C. Offer mediation to both parties as a method for resolving the complainant's concerns.~~
- ~~D. The complainant will be notified of his or her right to submit additional information, either orally or in writing. Complainants will be asked to submit additional written information within 15 days of receiving notice of the right to do so. The complainant may submit additional oral information through an interview with the complaint investigator.~~
- ~~E. Gather sufficient additional information to make a determination for each allegation through informal fact finding; telephone or personal interviews; and a review of files, documents, correspondence, and other information. If both parties agree that one or more violations have occurred, additional fact finding will not be conducted in those areas.~~

- ~~F. Carry out an independent on-site investigation if it is determined necessary.~~
- ~~G. Review all relevant information and make an independent determination for each allegation filed by the complainant as to whether the education agency has violated a requirement of Part B of the IDEA 2004.~~
- ~~H. Issue a Final Report to the complainant and district or education agency that contains:
  - ~~1. An introduction with:
    - ~~a. An assigned case number per the date the complaint was received by the SDE.~~
    - ~~b. The name of the parties involved.~~
    - ~~c. The complainant's allegations.~~
    - ~~d. The complaint investigator's name.~~
    - ~~e. Identified information gathered and reviewed.~~
    - ~~f. If relevant, a description of any extension of the 60-day timeline and the exceptional circumstances that warranted the extension.~~~~
  - ~~2. The SDE's findings of fact.~~
  - ~~3. The SDE's conclusion regarding each allegation.~~
  - ~~4. If the SDE determines the education agency violated a Part B requirement, required Corrective Action(s) will be stated in the report. A timeline and method of documenting compliance will be included.~~~~
- ~~I. Personally identifiable information about the student will not be included in the final report. The use of personally identifiable information about personnel employed by the education agency will be avoided.~~
- ~~J. The 60-day timeline may be extended if exceptional circumstances exist and are documented by the SDE, or the parties agree to voluntarily engage in mediation or other dispute resolution options offered by the SDE. If the timeline is extended, both parties will be notified. The notification will include the length of the extension and a description of the exceptional circumstances that warrant the extension.~~

### ***Section 6. Record of Complaints***

Each complaint file will be maintained for a period of at least 5 years and will include an original or copy of:

- ~~1. The complaint.~~
- ~~2. The investigative notes, documents, correspondence, phone logs, etc.~~
- ~~3. The Final Report, or documentation that the complaint was withdrawn.~~
- ~~4. Verification of compliance if additional activities are required in the report.~~



STATE DEPARTMENT OF EDUCATION  
NOVEMBER 30, 2015

If applicable, we agree that this Mediation Agreement will serve to amend the existing Individualized Education Program. Yes \_\_\_\_\_ No \_\_\_\_\_

*Initials* \_\_\_\_\_ *Initials* \_\_\_\_\_

We, the undersigned, understand that this mediation is legally binding and enforceable in court. We enter into this agreement willingly and informed of our rights and responsibilities with regards to entering this agreement.

Parent/Adult Student Signature(s) \_\_\_\_\_ Local District or Agency Signature(s) \_\_\_\_\_

\_\_\_\_\_

\_\_\_\_\_

Date: \_\_\_\_\_ Date: \_\_\_\_\_

**MEDIATION CONFIDENTIALITY AGREEMENT**

Mediation is a voluntary, no cost, confidential service provided by the State Department of Education (SDE). Maintaining confidentiality is critical to the integrity of the process. Confidentiality encourages free, open communication, toward a collaborative settlement.

The parties involved in this mediation proceeding on this \_\_\_\_\_ of \_\_\_\_\_, 20\_\_\_\_, agree to the following:

1. This confidentiality agreement must be signed by all parties before mediation services are provided.
2. Discussions that occur during the mediation process are confidential and cannot be used as evidence in any subsequent due process hearing or civil proceeding.
3. All parties agree not to call the mediator (or an SDE observer of this mediation) as a witness or depose the mediator (or SDE observer) in any subsequent due process hearing or legal proceeding.
4. The mediator will collect all personal notes which shall be destroyed at the conclusion of the mediation session.
5. This mediation session will not be recorded.
6. The only record to be retained will be the written agreement and this signed confidentiality agreement. If parties come to agreement, a copy of the written agreement will be given to both parties and filed with the SDE by the mediator. If for any reason the mediation fails to produce a written agreement, the mediator will inform the SDE that no agreement was reached.
7. All parties understand that the mediator is responsible for collecting the signed confidentiality pledge and the signed written agreement if one was created.

**Signatures:**

Name	Role	Date
Name	Role	Date
Name	Role	Date
Name	Role	Date
Name	Role	Date
Name	Role	Date
Name	Role	Date

This page left intentionally blank

**FORM FOR FILING A STATE ~~FORMAL~~ COMPLAINT**

*Please submit any request for a formal complaint to the Dispute Resolution Coordinator, State Department of Education, ~~Division of Student Achievement and School Improvement~~, P.O. Box 83720, Boise, ID 83720-0027. The alleged violations may not be older than one year from the date the complaint is received by the SDE. (You may use this form or submit a letter that includes the information below.)*

**A. General Information:** (type or print)

Date: \_\_\_\_\_

Name of Individual Filing the Complaint: \_\_\_\_\_

Address: \_\_\_\_\_

City: \_\_\_\_\_ Zip: \_\_\_\_\_

Telephone: (Hm) \_\_\_\_\_ (Wk) \_\_\_\_\_ (Cell) \_\_\_\_\_

Email Address: \_\_\_\_\_

Relationship to Student: \_\_\_\_\_

Name of District /Agency Complaint Is Against: \_\_\_\_\_

**Student Information:**

**District Information:**

Student Name: \_\_\_\_\_

District Contact: \_\_\_\_\_

Address: \_\_\_\_\_

Address: \_\_\_\_\_

City: \_\_\_\_\_ Zip: \_\_\_\_\_

City: \_\_\_\_\_ Zip: \_\_\_\_\_

Telephone: \_\_\_\_\_

Telephone: \_\_\_\_\_

School Student Attends: \_\_\_\_\_ Student's Date of Birth: \_\_\_\_\_

(If complaint involves more than one student, please complete the student and district information for each student.)

In the case of a homeless child or youth, provide available contact information:

\_\_\_\_\_





### DUE PROCESS HEARING REQUEST FORM

*Please submit any request for a due process hearing to your district superintendent and to the Dispute Resolution Coordinator, State Department of Education, ~~Division of Student Achievement and School Improvement~~, P.O. Box 83720, Boise, ID 83720-0027. (You may use this form or submit a letter that includes the information below.)*

**A. General Information:** (type or print)

Date of Written Request: \_\_\_\_\_ Date Received (completed by SDE): \_\_\_\_\_

Name of Individual Requesting Hearing: \_\_\_\_\_

Address: \_\_\_\_\_

City: \_\_\_\_\_ Zip: \_\_\_\_\_ Day Phone: \_\_\_\_\_

Parent/Guardian of Student: \_\_\_\_\_

Address: \_\_\_\_\_

City: \_\_\_\_\_ Zip: \_\_\_\_\_

Telephone: (Hm) \_\_\_\_\_ (Wk) \_\_\_\_\_ (Cell) \_\_\_\_\_

Email Address: \_\_\_\_\_

Name of District/Agency Hearing Request Is Against: \_\_\_\_\_

**Student Information:**

**District Information:**

Student Name: \_\_\_\_\_

District Contact: \_\_\_\_\_

Address: \_\_\_\_\_

Address: \_\_\_\_\_

City: \_\_\_\_\_ Zip: \_\_\_\_\_

City: \_\_\_\_\_ Zip: \_\_\_\_\_

Telephone: \_\_\_\_\_

Telephone: \_\_\_\_\_

School Student Attends: \_\_\_\_\_ Student's Date of Birth: \_\_\_\_\_

(Complete if the information is available):

Student's Attorney: \_\_\_\_\_

(Complete if the information is available): District's Attorney: \_\_\_\_\_

\_\_\_\_\_



**EXPEDITED DUE PROCESS HEARING REQUEST FORM**

*Please submit any request for an expedited due process hearing to your district superintendent and to the Dispute Resolution Coordinator, State Department of Education, P.O. Box 83720, Boise, ID 83720-0027. (You may use this form or submit a letter that includes the information below.)*

**A. General Information: (type or print)**

Date of Written Request: \_\_\_\_\_ Date Received (completed by SDE): \_\_\_\_\_

Name of Individual Requesting Hearing: \_\_\_\_\_

Address: \_\_\_\_\_

City: \_\_\_\_\_ Zip: \_\_\_\_\_

Telephone: (Hm) \_\_\_\_\_ (Wk) \_\_\_\_\_ (Cell) \_\_\_\_\_

Email Address: \_\_\_\_\_

Parent/Guardian of Student: \_\_\_\_\_

Address: \_\_\_\_\_

City: \_\_\_\_\_ Zip: \_\_\_\_\_ Telephone: (Hm) \_\_\_\_\_ (Wk) \_\_\_\_\_

Name of District/Agency Hearing Request Is Against: \_\_\_\_\_

**Student Information: District Information:**

Student Name: \_\_\_\_\_ District Contact: \_\_\_\_\_

Address: \_\_\_\_\_ Address: \_\_\_\_\_

City: \_\_\_\_\_ Zip: \_\_\_\_\_ City: \_\_\_\_\_ Zip: \_\_\_\_\_

Date of Birth: \_\_\_\_\_ Telephone: \_\_\_\_\_

School Student Attends: \_\_\_\_\_ Grade: \_\_\_\_\_

(Complete if the information is available):  
Student's Attorney: \_\_\_\_\_

(Complete if the information is available):  
District's Attorney: \_\_\_\_\_



**STATE DEPARTMENT OF EDUCATION  
NOVEMBER 30, 2015**

Document date: **Resolution Session Form** Page \_\_\_ of \_\_\_

Student's Name:	District ID:	State ID:	Grade:	Sex:
Native Lang:	Ethnicity:	Birth Date:		Age:
District:		School:		
Parent/Guardian Name:		Home Phone:		
Address:				
Native Language:		Daytime Phone:		
Parent/Guardian Name:		Home Phone:		
Address:				
Native Language:		Daytime Phone:		
Director:		Daytime Phone:		

The Individuals with Disabilities Education Improvement Act of 2004 requires that options be made available to resolve conflict when a request for a due process hearing is filed. The "resolution session" provides an opportunity for the parent and/or adult student and the district to resolve issues identified in a due process hearing request. A resolution session is a meeting scheduled by the district and involves relevant members of the IEP team and the parent and/or adult student. The attorney for the school district will not attend the meeting unless the parent's and/or adult student's parent's/adult student's attorney is present. If requested by both parties, the State Department of Education (SDE) will appoint a neutral facilitator to conduct the resolution session.

A resolution session will be scheduled by the district unless one of the following occurs:

1. Both the parent and/or adult student parent/adult student and the school district mutually agree to participate in SDE mediation.
2. Both the parent and/or adult student parent/adult student and the school district mutually agree in writing to waive the resolution session.

Should a resolution session occur, the forty five (45) day hearing process will not start until up to 30 days have expired, allowing for resolution, unless the thirty (30) day period is shortened by mutual written consent of both parties.

Should the parties mutually waive the resolution session and mutually agree not to participate in SDE mediation, the due process hearing will be scheduled, and the 45 day timeline for completing the hearing will start on the date that the request for a hearing was received.

**STATE DEPARTMENT OF EDUCATION  
NOVEMBER 30, 2015**

Signature	Waive Resolution Meeting	Date
Parent:	<input type="checkbox"/> Yes <input type="checkbox"/> No	
Parent:	<input type="checkbox"/> Yes <input type="checkbox"/> No	
District Representative:	<input type="checkbox"/> Yes <input type="checkbox"/> No	

~~Please sign below regarding your participation in a resolution session. Unless both the district and the parent and/or adult student parent/adult student waive the resolution session, a meeting will be scheduled. If the district schedules a resolution session and the parent and/or adult student parent/adult student does not attend, the issues cannot be taken to a due process hearing.~~

**STATE DEPARTMENT OF EDUCATION  
NOVEMBER 30, 2015**

---

**SUBJECT**

Pending Rule – Docket No. 08-0203-1508, Rules Governing Thoroughness, compliance with IDEA/IEP timelines

**REFERENCE**

August 2010	Board approved temporary and proposed rule change to IDAPA 08.02.03.109. regarding the Special Education Individualized Education Programs.
November 2010	Board approved pending rule changes to IDAPA 08.02.03.109 regarding the Special Education Individualized Education Programs
January 22, 2015	Board approved a temporary rule amending IDAPA 08.02.03.109 amending the timelines required for initial evaluations and determination of eligibility requirements.
August 13, 2015	Board approved Proposed Rule – IDAPA 08.02.03.109 – Rules Governing Thoroughness, compliance with IDEA/IEP timelines.

**APPLICABLE STATUTE, RULE, OR POLICY**

Sections 33-116, 33-2002, Idaho Code, IDAPA 08.02.03.109 (f)  
20 U.S.C. 1411-1419; 34 CFR 300,100-300.174, Individuals with Disabilities Education Act (IDEA)

**BACKGROUND/DISCUSSION**

The Individuals with Disabilities Education Act (IDEA) sets certain timeframes for districts to complete particular activities such as initial evaluation for special education, reevaluation, and dispute resolution. Timeframes help ensure that services for students are not unnecessarily delayed and reviewed appropriately. Federal regulation allows for 60 calendar days from the receipt of parent consent for initial evaluation to evaluate a student and determine eligibility for special education. After a student is found eligible for special education, regulations allow 30 calendar days to develop an individualized education program (IEP); implementation of that IEP must occur as soon as possible thereafter. Idaho's rules currently set a maximum 60 day timeline for student evaluation, determination of eligibility for special education, development of an IEP and implementation of that IEP. Idaho's timeline starts upon the receipt of parent consent for initial evaluation for special education, and excludes periods when regular school is not in session for five or more consecutive school days, or if all parties agree to an extension beyond 60 days. Idaho also requires once eligibility is determined, an IEP must be developed and implemented within 30 days (as long as those 30 days still fall within the 60 day timeframe). An example would be if a student was evaluated and found eligible by the 15<sup>th</sup> day, a district would then have 30 days (not 45 days) to ensure development and implementation of an IEP. If a student was evaluated and found eligible on the 35<sup>th</sup> day, the IEP would have to be developed and implemented within 25 days.

**STATE DEPARTMENT OF EDUCATION  
NOVEMBER 30, 2015**

---

IDEA only allows states to modify the timelines for times when a school is not in session for five (5) or more consecutive days for eligibility for Special Education services, this is not allowed for IEPs as specified in IDAPA 08.02.03 subsection 109.04. The timeline currently contained in this section violates IDEA. The proposed amendments bring the administrative rule in compliance with IDEA requirements.

No comments were received during the 21 day public comment period and no changes were made between the proposed and the pending rule.

**IMPACT**

This Pending Rule is needed to bring IDAPA into compliance with IDEA.

**ATTACHMENTS**

Attachment 1 – Proposed Rule amendment to IDAPA 08.02.03.109      Page 3

**STAFF COMMENTS AND RECOMMENDATIONS**

Staff recommends approval.

**BOARD ACTION**

I move to approve Pending Rule – Docket No. 08-0203-1508, Special Education bringing the rule in compliance with IDEA/IEP timelines, as submitted.

Moved by \_\_\_\_\_ Seconded by \_\_\_\_\_ Carried Yes \_\_\_\_\_ No \_\_\_\_\_



**STATE DEPARTMENT OF EDUCATION  
NOVEMBER 30, 2015**

---

**IDAPA 08  
TITLE 02  
CHAPTER 03**

**08.02.03 - RULES GOVERNING THOROUGHNESS**

**109. SPECIAL EDUCATION.**

- 01. Definitions.** The following definitions apply only to Section 109 of these rules. (4-5-00)
- a.** Adult Student. A student who is eligible for special education, is eighteen (18) years of age or older and to whom special education rights have transferred. (4-5-00)
- b.** Department. State Department of Education. (4-5-00)
- c.** Due Process Hearing. An administrative hearing that is conducted to resolve disputes. (3-29-10)
- i.** Regular due process hearing regarding issues on any matter related to identification, evaluation, placement, or the provision of a free appropriate public education. (3-29-10)
- ii.** For disputes concerning discipline for which shortened time lines are in effect, an expedited due process hearing may be requested in accordance with the Individuals with Disabilities Education Act. (3-29-10)
- d.** Education Agency. Each school district and other public agency that is responsible for providing special education and related services to students with disabilities, including the Department of Juvenile Corrections and the Idaho School for the Deaf and Blind. (4-5-00)
- e.** Governing Special Education Requirements. Sections 33-201, 33-2001 through 2002, 33-2004 through 2005, and 33-2010, Idaho Code; Section 109 of these rules; the Individuals with Disabilities Education Act (IDEA), Parts A and B, (20 U.S.C., Sections 1400-1419); IDEA Regulations (34 C.F.R. Part 300); Idaho Special Education Manual; and special education case law that sets precedence in Idaho. (3-29-10)
- f.** Idaho Special Education Manual. Policies and procedures, as approved by the State Board of Education, that the State Department of Education is required to adopt to meet the eligibility requirements of 20 U.S.C, Section 1412 and are consistent with state and federal laws, rules, regulations, and legal requirements. (3-29-10)
- g.** Special Education. Specially designed instruction as defined by the Individuals with Disabilities Education Act or speech-language pathology services to meet the unique needs of a special education student. (4-5-00)
- 02. Legal Compliance.** The State Department of Education and education agencies shall comply with all governing special education requirements. (4-5-00)
- a.** The Board of Trustees or other comparable governing body of each education agency shall adopt policies and procedures for providing special education services and obtain approval from the State Department of Education for the same. Department approval shall be based on current governing special education requirements. Each education agency shall revise its policies and procedures as necessary to conform with changes in governing special education requirements. (4-5-00)
- b.** The State Department of Education shall provide education agencies with a sample set of policies and procedures that is consistent with governing special education requirements. The Department shall monitor all education agencies and private agencies who provide special education services to students with disabilities for

**STATE DEPARTMENT OF EDUCATION  
NOVEMBER 30, 2015**

---

compliance with governing special education requirements and adopted policies and procedures. (4-5-00)

**c.** Each education agency shall ensure that charter schools and alternative schools located in its jurisdiction have nondiscriminatory enrollment practices. Each education agency shall ensure the provision of special education and related services to eligible students enrolled in charter and alternative schools in accordance with governing special education requirements. (4-5-00)

**d.** Each education agency contracting with a private school or facility shall ensure that the private school or facility is approved by the State Department of Education to provide special education services. The Department may approve a private school or facility to provide special education services upon application to the Department if it: (4-5-00)

i. Is an accredited school or a licensed rehabilitation center; and (4-5-00)

ii. Meets minimum health, fire and safety standards; and (4-5-00)

iii. Is nonsectarian; and (4-5-00)

iv. Provides special education services consistent with governing special education requirements. (4-5-00)

v. Any private school or facility aggrieved by the Department's final decision may appeal that decision to the State Board of Education. (4-5-00)

**e.** Education agencies shall employ special education and related services professional personnel using certification standards approved by the State Board of Education or licensing standards adopted by the Bureau of Occupational Licensing. Education agencies shall employ individuals who meet the highest entry-level standard that applies to a specific discipline unless there is a shortage of fully qualified candidates for a specific position. If there is a shortage of fully qualified candidates, the education agency shall hire the most qualified individual available who is making satisfactory progress toward meeting the highest entry-level standard within three (3) years. (4-5-00)

**f.** Education agencies may employ paraprofessional personnel to assist in the provision of special education and related services to students with disabilities if they meet standards established by the State Department of Education. (4-5-00)

**g.** Education agencies shall collect and report data as necessary to meet state and federal requirements concerning special education services, staff or students. Education agencies shall develop, implement and revise district improvement plans as necessary to improve results as measured by data on goals and indicators for the performance of special education students that are established by the State Department of Education in accordance with the Individuals with Disabilities Education Act. (4-5-00)

**h.** Education agencies shall establish a team process to problem solve and plan general education interventions to ensure that referrals to special education are appropriate. (4-5-00)

**03. Eligibility for Special Education.** The State Department of Education shall provide state eligibility criteria for special education services for categorical eligibility consistent with the Individuals with Disabilities Education Act. Education agencies shall consider eligibility under all disability categories set forth in the Idaho Special Education Manual with the exception of developmental delay, which is an optional category. If an education agency elects to use the developmental delay category, it shall consider developmental delay for students ages three (3) through nine (9) using the eligibility criteria adopted by the Department and set forth in the Idaho Special Education Manual. The total timeline from the date of receipt of written parental consent for an initial evaluation to the date of determination of eligibility for special education and related services must not exceed sixty (60) calendar days, excluding periods when regular school is not in session for five (5) or more consecutive school days, unless all parties agree to an extension. (4-7-11)

**STATE DEPARTMENT OF EDUCATION  
NOVEMBER 30, 2015**

---

**04. Individualized Education Programs.** Each education agency shall develop an individualized education program (IEP) for each student who is eligible for special education. The IEP shall be implemented as soon as possible after it is developed. The total timeline from the determination that the student needs special education and related services to the date of implementation of the initial IEP shall not exceed thirty (30) calendar days, ~~excluding periods when regular school is not in session for five (5) or more consecutive school days, unless all parties agree to an extension.~~ A new IEP shall be developed at least annually, on or before the date the previous IEP was developed. (4-7-11)( )

**a.** IEP team meetings shall be convened upon reasonable request of any IEP team member at times other than the annual review. If the education agency refuses to convene an IEP team meeting requested by a parent or adult student, the agency shall provide written notice of the refusal. (4-5-00)

**b.** Education agencies shall document the attendance of all participants at each IEP team meeting. Any participant who does not agree with an IEP team decision regarding a student's educational program may place a minority report in that student's file. A minority report shall not prevent implementation of an IEP team decision. (4-5-00)

**c.** The IEP team shall determine the student's placement in the least restrictive environment. (5-3-03)

**d.** At the discretion of the education agency, an individualized family service plan (IFSP) may be used in place of an IEP if: (4-5-00)

**i.** The child is ages three (3) through five (5), and (4-5-00)

**ii.** The child's parents are provided with a detailed explanation of the differences between an IFSP and an IEP, and (4-5-00)

**iii.** The child's parents provide written consent to use the IFSP, and (4-5-00)

**iv.** The IFSP is developed in accordance with IDEA Part B policies and procedures. (3-29-10)

**v.** Nothing in this part requires education agencies to develop IFSPs rather than IEPs for three (3) through five (5) year old nor to implement more than the educational components of the IFSP. (4-5-00)

**e.** When a student who has been determined eligible for special education, as indicated by a current IEP, transfers from one (1) Idaho education agency to another, the student is entitled to continue to receive special education services. The receiving education agency may accept and implement the existing IEP or may convene an IEP team meeting to develop a new IEP. If a new IEP cannot be developed within five (5) school days, or if the education agency wishes to re-evaluate the child, an interim (short-term) IEP shall be implemented pending development of the standard IEP. (4-5-00)

**f.** If a student who is eligible for special education in another state transfers to an Idaho education agency, the Idaho education agency shall request a copy of the student's most recent eligibility documentation and IEP within two (2) school days. Within five (5) school days of receipt of the eligibility documentation and IEP, the Idaho education agency shall determine if it will adopt the existing eligibility documentation and IEP. If the education agency disagrees with the existing eligibility documentation, or if the documentation is not available within a reasonable time period, consent for an initial assessment shall be sought. While the assessment and evaluation is in process, the education agency may implement an interim IEP if the parent or adult student agrees. If the parent or adult student does not agree to an interim IEP, the student shall be placed in general education. (4-5-00)

THIS PAGE INTENTIONALLY LEFT BLANK

**STATE DEPARTMENT OF EDUCATION  
NOVEMBER 30, 2015**

---

**SUBJECT**

Pending Rule – Docket No. 08-0203-1509 - Rules Governing Thoroughness, Incorporation by Reference/Amended Content Standards – Humanities and Science

**REFERENCE**

April 2009	Board approved updated Idaho Content Standards for Humanities and Science.
August 13, 2015	Board adopted updated humanities and science standards and approved Proposed Rule – IDAPA 08.02.03, Rules Governing Thoroughness, Incorporation by Reference/Amended Content Standards – Humanities and Science

**APPLICABLE STATUTE, RULE, OR POLICY**

Section 33-1612, Idaho Code,  
Idaho Administrative Code IDAPA, 08.02.03 - Rules Governing Thoroughness

**BACKGROUND/DISCUSSION**

Idaho standards are reviewed every six (6) years by discipline. The Humanities Standards were last reviewed in 2008 and revisions were adopted by the Board in April 2009. Groups of stakeholders from across the state including classroom teachers, university professors, arts and humanities community members, and administrators from Idaho school districts were brought together to conduct the reviews. The group broke into seven committees representing the following disciplines: dance, media arts, music, theatre, visual arts, interdisciplinary humanities, and world languages.

The fine arts committee expanded to include media arts during the review. Previous versions of the Content Standards for Humanities did not include media arts. All other disciplines have had standards in place since 2001. Each of the Humanities review committees produced standards in two formats: chart and outline, to best serve classroom educators. Each committee group also produced a white paper that outlines the place of each discipline in the overall curriculum and states major changes from the 2009 version of the Idaho Content Standards in the Humanities disciplines. A total of 48 people on the Executive Committee met in Boise twice for two days to create the new documents and make final recommendations for the Board's consideration.

Per Stakeholder input and public comment, minor changes were made to the pending rule to align with language in the standards. Language changed in 08.02.03.105 (g) from: a course may satisfy "humanities standards," to: a course may satisfy "graduation requirements." This language better represents what is in the standards.

**STATE DEPARTMENT OF EDUCATION  
NOVEMBER 30, 2015**

---

In addition to the review of the Humanities content standards, a group of Idaho Science Educators were brought together in March and May of 2015 to review the current K-12 Idaho Content Standards for Science. Like the Idaho Content Standards for Humanities, the standards for science were last updated and adopted by the Board in April of 2009.

The Science Committee's reviews and revisions allow Idaho schools to select best-suited science standards as per local control. A cross-walk evaluation was conducted by the Idaho Science Standards Committee to determine the links between the current Idaho Standards and the National Research Council's Framework for K-12 Science Education. The committee determined the old standards lacked depth, rigor, inquiry, problem solving, and hands-on laboratory experiences. Revisions to the standards are required to correspond to a changing set of requirements for science literacy.

Most comments received during the 21 day public comment period were not pertinent to the rule or the standards being incorporated into the rule. Many of the comments were in the form of questions regarding how the standards were reviewed and by whom. The State Department has answered the questions asked during the public comment period and have posted the answers on their website. No changes were made between the proposed and the pending rule.

**IMPACT**

The revised Humanities Content standards will allow teachers to utilize best practice in the arts, interdisciplinary humanities, and world language and incorporate not only skills but also essential understandings, essential questions, glossaries, and multiple formats for classroom use. The addition of media arts as a discipline in the fine arts will provide specific skill sets for schools to incorporate new technologies in the arts and reach a larger population of students with interests in media. The new world language standards will allow school districts to follow accepted norms in the areas of proficiencies of various levels of language practice, as these standards are not measured by a specific year, but through proficiencies students can themselves measure. The newly rewritten interdisciplinary standards provide a clearer pathway for educators to devise courses based on their own skills in the arts and humanities.

The revised science content standards will increase the rigor and depth of sciences courses for Idaho students and better prepare Idaho's students for the workforce and postsecondary education.

**ATTACHMENTS**

Attachment 1 – Pending Rule	Page 5
Attachment 2 – Humanities Content Standards in chart format	Page 11
Attachment 3 – Humanities Content Standards in outline format	Page 89
Attachment 6 – Humanities Executive Committee Members	Page 325
Attachment 4 – Glossaries for five fine arts disciplines	Page 329

**STATE DEPARTMENT OF EDUCATION  
NOVEMBER 30, 2015**

---

Attachment 5 – White papers for all disciplines  
Attachment 7 – Science Content Standards

Page 363  
Page 377

**STAFF COMMENTS AND RECOMMENDATIONS**

Pursuant to IDAPA 08.02.03.004 Idaho Content Standards are reviewed and adopted based on the schedule relative to the curricular materials adoption schedule. IDAPA 08.02.03.129.02 requires curricular materials to be adopted by the Board for a period of six (6) years. Curricular materials are reviewed and adopted in manner that allows for a few content areas/subjects to be reviewed each year on a rolling calendar basis. Content standards are reviewed the year prior to the curricular materials review so that the materials are in alignment with the most current content standards. Due to the rulemaking process and timelines, content standards must be approved by the Board no later than the August Board meeting in the year in which they are scheduled for review. The six (6) year review cycle is based on the Board's previous adoption date.

There are currently ten (10) separate content areas in which the Board has set minimum standards. They were last approved by the Board as follows:

- Driver Education – August 2008
- English Language Arts – August 2010
- Health – April 2009
- Humanities (6 subcategories) – April 2009 (new standards adopted August 2015 with 7 subcategories)
- Information and Communication Technology – April 2010
- Limited English Proficiency – August 2008
- Mathematics – August 2010
- Physical Education – April 2009
- Science – April 2009 (new standards adopted August 2015)
- Social Studies – April 2009

Based on these dates the standards should be reviewed and come to the board as follows:

- Driver Education – should have been reviewed by August 2014 or removed if no longer necessary due to the adoption of the Operating Procedures for Idaho Public Drier Education Program (IDAPA 08.02.02.004.03)
- English Language Arts – no later than August 2016 (currently under review)
- Health – no later than August 2015
- Humanities – revised standards adopted August 2015, next review by August 2021
- Information and Communication Technology – no later than August 2016
- Limited English Proficiency – should have been reviewed by August 2014 or removed if no longer necessary due to the adoption of the Limited English Development Standards (IDAPA 08.02.03.004.02)
- Mathematics – no later than August 2016 (currently under review)
- Physical Education – no later than August 2015

**STATE DEPARTMENT OF EDUCATION  
NOVEMBER 30, 2015**

---

- Science – new standards adopted August 2015, next review by August 2021
- Social Studies – no later than August 2015

While standards are required to be reviewed on a six year rotating calendar, these reviews do not always result in updates to the standards. In the future it would be helpful for the Department to update the Board on which standards were reviewed (even if no changes were being recommended) at the same time amendments to other sections of the content standards are being brought forward to the Board with amendment for consideration. This change in the process would make it easier to track reviews that did not result in recommendations for amendments and assure the Board is in compliance with current state law, as they would become part of the Board's permanent record and easier to track.

**BOARD ACTION**

I move to approve Pending Rule – Docket No. 08-0203-1509, Rules Governing Thoroughness – Incorporation by Reference/Amended Content Standards – Humanities and Science, as submitted.

Moved by \_\_\_\_\_ Seconded by \_\_\_\_\_ Carried: Yes \_\_\_\_ No \_\_\_\_



**STATE DEPARTMENT OF EDUCATION  
NOVEMBER 30, 2015**

---

**IDAPA 08  
TITLE 02  
CHAPTER 03**

**08.02.03 - RULES GOVERNING THOROUGHNESS**

**000. LEGAL AUTHORITY.**

All rules in this Thoroughness chapter (IDAPA 08.02.03) are promulgated pursuant to the authority of the State Board of Education under Article IX, Section 2 of the Idaho Constitution and under sections 33-116, 33-118, and 33-1612, Idaho Code. Specific statutory references for particular rules are also noted as additional authority where appropriate. (4-5-00)

**001. TITLE AND SCOPE.**

**01. Title.** These rules shall be known as IDAPA 08.02.03 “Rules Governing Thoroughness.” (4-5-00)

**02. Scope.** These rules shall govern the thorough education of all public school students in Idaho. (4-5-00)

**002. WRITTEN INTERPRETATIONS.**

Any written interpretations are on file at the office of the State Board of Education at 650 West State Street, Boise, Idaho 83702. (3-15-02)

**003. ADMINISTRATIVE APPEALS.**

Unless otherwise provided for in the Rules of the State Board of Education or in the State Board of Education Governing Policies and Procedures, all administrative appeals allowed by law shall be conducted pursuant to the Idaho Administrative Procedure Act and IDAPA 04.11.01, “Idaho Rules of Administrative Procedure of the Attorney General.” (4-5-00)

**004. INCORPORATION BY REFERENCE.**

The following documents are incorporated into this rule: (3-30-07)

**01. The Idaho Content Standards.** The Idaho Content Standards as adopted by the State Board of Education. Individual subject content standards are adopted in various years in relation to the curricular materials adoption schedule. Copies of the document can be found on the State Board of Education website at [www.boardofed.idaho.gov](http://www.boardofed.idaho.gov). (3-29-10)

**a.** Driver Education, as revised and adopted on August 21, 2008. (3-29-10)

**b.** Health, as revised and adopted on April 17, 2009. (3-29-10)

**c.** Arts and Humanities Categories: (3-29-10)

**i.** Visual Arts, as revised and adopted on ~~April 17, 2009~~ August 13, 2015; (~~3-29-10~~) ( )

**ii.** Dance, as revised and adopted on ~~April 17, 2009~~ August 13, 2015; (3-29-10)

**iii.** ~~Drama~~ Theatre, as revised and adopted on ~~April 17, 2009~~ August 13, 2015; (~~3-29-10~~) ( )

**iv.** Interdisciplinary Humanities, as revised and adopted on ~~April 17, 2009~~ August 13, 2015; (~~3-29-10~~) ( )

**v.** Music, as revised and adopted on ~~April 17, 2009~~ August 13, 2015; (3-29-10)

**STATE DEPARTMENT OF EDUCATION  
NOVEMBER 30, 2015**

---

- vi. World languages, as revised and adopted on ~~April 17, 2009~~ August 13, 2015. (3-29-10)
- ~~vii. Media Arts, as adopted on August 13, 2015~~ ( )
- d. English Language Arts, as revised and adopted on August 11, 2010. (4-7-11)
- e. Limited English Proficiency, as revised and adopted on August 21, 2008. (3-29-10)
- f. Mathematics, as revised and adopted on August 11, 2010. (4-7-11)
- g. Physical Education, as revised and adopted on April 17, 2009. (3-29-10)
- h. Science, as revised and adopted on ~~April 17, 2009~~ August 13, 2015 (~~3-29-10~~) ( )
- i. Social Studies, as revised and adopted on April 17, 2009. (3-29-10)
- j. Information and Communication Technology, as revised and adopted on April 22, 2010. (4-7-11)

***(BREAK IN CONTINUITY OF SECTIONS)***

**008. DEFINITIONS H - S.**

**01. ~~Interdisciplinary~~ or Integrated Assessment.** Assessment based on tasks that measures a student's ability to apply concepts, principles, and processes from two (2) or more subject disciplines to a project, issue, or problem. (4-5-00)

**02. International Baccalaureate (IB) -** Administered by the International Baccalaureate Organization, the IB program provides a comprehensive liberal arts course of study for students in their junior and senior years of high school. IB students take end-of-course exams that may qualify for college credit. Successful completion of the full course of study leads to an IB diploma. (4-11-06)

**03. Interdisciplinary Study. An approach to learning in two or more disciplines that enables students to identify and apply authentic connections and integrate essential concepts that transcend individual disciplines.** ( )

**0304. Laboratory.** A laboratory science course is defined as one in which at least one (1) class period each week is devoted to providing students with the opportunity to manipulate equipment, materials, specimens or develop skills in observation and analysis and discover, demonstrate, illustrate or test scientific principles or concepts. (4-11-06)

**0405. Learning Plan.** The plan that outlines a student's program of study, which should include a rigorous academic core and a related sequence of electives in academic, professional-technical education (PTE), or humanities aligned with the student's post graduation goals. (4-11-06)

**0506. Narrative.** Text in any form (print, oral, or visual) that recounts events or tells a story. (4-5-00)

**0607. Norm-Referenced Assessment.** Comparing a student's performance or test result to performance of other similar groups of students; (e.g., he typed better than eighty percent (80%) of his classmates.) (4-5-00)

**0708. On-Demand Assessment.** Assessment that takes place at a predetermined time and place. Quizzes, state tests, SATs, and most final exams are examples of on-demand assessment. (4-5-00)

**0809. Performance Assessment.** Direct observation of student performance or student work and professional judgment of the quality of that performance. Good quality performance assessment has pre-established

**STATE DEPARTMENT OF EDUCATION  
NOVEMBER 30, 2015**

---

performance criteria. (4-5-00)

**0910. Performance-Based Assessment.** The measurement of educational achievement by tasks that are similar or identical to those that are required in the instructional environment, as in performance assessment tasks, exhibitions, or projects, or in work that is assembled over time into portfolio collections. (4-5-00)

**1011. Performance Criteria.** A description of the characteristics that will be judged for a task. Performance criteria may be holistic, analytic trait, general or specific. Performance criteria are expressed as a rubric or scoring guide. Anchor points or benchmark performances may be used to identify each level of competency in the rubric or scoring guide. (4-5-00)

**1112. Phonics.** Generally used to refer to the system of sound-letter relationships used in reading and writing. Phonics begins with the understanding that each letter (or grapheme) of the English alphabet stands for one (1) or more sounds (or phonemes). (4-5-00)

**1213. Portfolio.** A collection of materials that documents and demonstrates a student’s academic and work-based learning. Although there is no standard format for a portfolio, it typically includes many forms of information that exhibit the student’s knowledge, skills, and interests. By building a portfolio, students can recognize their own growth and learn to take increased responsibility for their education. Teachers, mentors, and employers can use portfolios for assessment purposes and to record educational outcomes. (4-5-00)

**1314. Professional Development.** A comprehensive, sustained, timely, and intensive process to improve effectiveness of teachers and administrators in raising student achievement, which: (4-4-13)

a. Aligns with rigorous state academic achievement standards, local educational agency goals, school improvement goals, effective technology integration, and Common Core standards. (4-4-13)

b. Utilizes data driven instruction using a thorough review and continual evaluation of data on teacher and student performance to define clear goals and distinct outcomes. (4-4-13)

c. Provides opportunities that are individualized enough to meet distinct and diverse levels of need for teachers and administrators. (4-4-13)

d. Is facilitated by well-prepared school administrators, coaches, mentors, master teachers, lead teachers, or third-party providers under contract with the State Department of Education, school district, or charter school, and supported by external research, expertise, or resources. (4-4-13)

e. Fosters a collective responsibility by educators within the school for improved student performance and develops a professional learning community. (4-4-13)

15. Project based learning. A hands-on approach to learning that encourages students to create/interpret/communicate an original work or project and assesses quality and success of learning through performance/presentation/production of that work or project. ( )

***(BREAK IN CONTINUITY OF SECTIONS)***

**103. INSTRUCTION GRADES 1-12.**

**01. Instruction.** Instruction is inclusive of subject matter, content and course offerings. Patterns of instructional organization are a local school district option. Schools will assure students meet locally developed standards with the state standards as a minimum.\* (\*This includes special instruction that allows limited English proficient students to participate successfully in all aspects of the school’s curriculum and keep up with other students in the regular education program. It also includes special learning opportunities for accelerated, learning disabled students and students with other disabilities.) (4-5-00)

**STATE DEPARTMENT OF EDUCATION  
NOVEMBER 30, 2015**

---

**02. Instructional Courses.** At appropriate grade levels, instruction will include but not be limited to the following: (4-11-06)

**a.** Language Arts and Communication will include instruction in reading, writing, English, literature, technological applications, spelling, speech and listening, and, in elementary schools, cursive writing. (3-20-14)

**b.** Mathematics will include instruction in addition, subtraction, multiplication, division, percentages, mathematical reasoning and probability. (4-1-97)

**c.** Science will include instruction in applied sciences, earth and space sciences, physical sciences, and life sciences. (4-1-97)

**d.** Social Studies will include instruction in history, government, geography, economics, current world affairs, citizenship, and sociology. (4-1-97)

**104. OTHER REQUIRED INSTRUCTION.**

Other required instruction for all students and other required offerings of the school are: (4-1-97)

**01. Elementary Schools.** (4-11-06)

**a.** The following section outlines other information required for all elementary students, as well as other required offerings of the school:

Fine Arts (art and music)  
Health (wellness)  
Physical Education (fitness) (4-11-06)

**b.** Additional instructional options as determined by the local school district. For example:  
Languages other than English  
Career Awareness (4-1-97)

**02. Middle Schools/Junior High Schools.** (4-11-06)

**a.** No later than the end of Grade eight (8) each students shall develop parent-approved student learning plans for their high school and post-high school options. The learning plan shall be developed by students with the assistance of parents or guardians, and with advice and recommendation from school personnel. It shall be reviewed annually and may be revised at any time. The purpose of a parent-approved student learning plan is to outline a course of study and learning activities for students to become contributing members of society. A student learning plan describes, at a minimum, the list of courses and learning activities in which the student will engage while working toward meeting the school district's or LEA's graduation standards. The school district or LEA will have met its obligation for parental involvement if it makes a good faith effort to notify the parent or guardian of the responsibility for the development and approval of the learning plan. A learning plan will not be required if the parent or guardian requests, in writing, that no learning plan be developed. (4-11-06)

**b.** A student must have taken pre-algebra before the student will be permitted to enter grade nine (9). (3-12-14)

**c.** Other required instruction for all middle school students:  
Health (wellness)  
Physical Education (fitness) (4-11-06)

**d.** Other required offerings of the school:  
Family and Consumer Science  
Fine & Performing Arts  
Professional Technical Education

**STATE DEPARTMENT OF EDUCATION  
NOVEMBER 30, 2015**

---

Advisory Period (middle school only, encouraged in junior high school) (4-11-06)

**03. High Schools.** (4-11-15)

**a.** High schools must offer a wide variety of courses to satisfy state and local graduation requirements. High schools are required to provide instructional offerings in Physical Education (fitness) and Professional Technical Education. (4-11-15)

**b.** High schools will annually review and update with the student the parent-approved student learning plans outlined in Subsection 104.02.a.

**105. HIGH SCHOOL GRADUATION REQUIREMENTS.**

A student must meet all of the requirements identified in this section before the student will be eligible to graduate from an Idaho high school. The local school district or LEA may establish graduation requirements beyond the state minimum. (5-8-09)

**01. Credit Requirements.** The State minimum graduation requirement for all Idaho public high schools is forty-six (46) credits and must include twenty-nine (29) credits in core subjects as identified in Paragraphs 105.01.c. through 105.01.i. (3-12-14)

**a.** Credits. (Effective for all students who enter the ninth grade in the fall of 2010 or later.) One (1) credit shall equal sixty (60) hours of total instruction. School districts or LEA's may request a waiver from this provision by submitting a letter to the State Department of Education for approval, signed by the superintendent and chair of the board of trustees of the district or LEA. The waiver request shall provide information and documentation that substantiates the school district or LEA's reason for not requiring sixty (60) hours of total instruction per credit. (3-29-10)

**b.** Mastery. A student may also achieve credits by demonstrating mastery of a subject's content standards as defined and approved by the local school district or LEA. (3-29-10)

**c.** Secondary Language Arts and Communication. Nine (9) credits are required. Eight (8) credits of instruction in Language Arts. Each year of Language Arts shall consist of language study, composition, and literature and be aligned to the Idaho Content Standards for the appropriate grade level. One (1) credit of instruction in communications consisting of oral communication and technological applications that includes a course in speech, a course in debate, or a sequence of instructional activities that meet the Idaho Speech Content Standards requirements. (3-29-10)

**d.** Mathematics. Six (6) credits are required. Secondary mathematics includes Applied Mathematics, Business Mathematics, Algebra, Geometry, Trigonometry, Fundamentals of Calculus, Probability and Statistics, Discrete Mathematics, and courses in mathematical problem solving and reasoning. AP Computer Science, Dual Credit Computer Science, and Dual Credit Engineering courses may also be counted as a mathematics credit if the student has completed Algebra II standards. Students who choose to take AP Computer Science, Dual Credit Computer Science, and Dual Credit Engineering may not concurrently count such courses as both a math and science credit. (3-12-14)

**i.** Students must complete secondary mathematics in the following areas: (3-12-14)

(1) Two (2) credits of Algebra I or courses that meet the Idaho Algebra I Content Standards as approved by the State Department of Education; (3-29-10)

(2) Two (2) credits of Geometry or courses that meet the Idaho Geometry Content Standards as approved by the State Department of Education; and (3-29-10)

(3) Two (2) credits of mathematics of the student's choice. (3-29-10)

**STATE DEPARTMENT OF EDUCATION  
NOVEMBER 30, 2015**

---

ii. Two (2) credits of the required six (6) credits of mathematics must be taken in the last year of high school in which the student intends to graduate. For the purposes of this subsection, the last year of high school shall include the summer preceding the fall start of classes. Students who return to school during the summer or the following fall of the next year for less than a full schedule of courses due to failing to pass a course other than math are not required to retake a math course as long as they have earned six (6) credits of high school level mathematics. (3-12-14)

iii. Students who have completed six (6) credits of math prior to the fall of their last year of high school, including at least two (2) semesters of an Advanced Placement or dual credit calculus or higher level course, are exempt from taking math during their last year of high school. High School math credits completed in middle school shall count for the purposes of this section. (3-12-14)

e. Science. Six (6) credits are required, four (4) of which will be laboratory based. Secondary sciences include instruction in applied sciences, earth and space sciences, physical sciences, and life sciences. Up to two (2) credits in AP Computer Science, Dual Credit Computer Science, and Dual Credit Engineering may be used as science credits. Students who choose to take AP Computer Science, Dual Credit Computer Science, and Dual Credit Engineering may not concurrently count such courses as both a math and science credit. (3-12-14)

i. Secondary sciences include instruction in the following areas: biology, physical science or chemistry, and earth, space, environment, or approved applied science. Four (4) credits of these courses must be laboratory based. (3-29-10)

f. Social Studies. Five (5) credits are required, including government (two (2) credits), United States history (two (2) credits), and economics (one (1) credit). Courses such as geography, sociology, psychology, and world history may be offered as electives, but are not to be counted as a social studies requirement. (3-29-10)

g. Arts and Humanities. Two (2) credits are required. Arts and Humanities courses include instruction in visual arts, music, theatre, dance, media arts, or world language aligned to the Idaho content standards for those subjects. ~~Other courses such as literature, history, philosophy, architecture, or comparative world religions~~ A course in Interdisciplinary Humanities may satisfy the ~~humanities standards~~ graduation requirements if the course is aligned to the Idaho Interdisciplinary Humanities Content Standards. (3-29-10)( )

h. Health/Wellness. One (1) credit is required. Course must be aligned to the Idaho Health Content Standards. Effective for all public school students who enter grade nine (9) in Fall 2015 or later, each student shall receive a minimum of one (1) class period on psychomotor cardiopulmonary resuscitation (CPR) training as outlined in the American Heart Association (AHA) Guidelines for CPR to include the proper utilization of an automatic external defibrillator (AED) as part of the Health/Wellness course. (3-12-14)

i. Students participating in one (1) season in any sport recognized by the Idaho High School Activities Association or club sport recognized by the local school district, or eighteen (18) weeks of a sport recognized by the local school district may choose to substitute participation up to one (1) credit of physical education. Students must show mastery of the content standards for Physical Education in a format provided by the school district. (4-1-15)

STATE DEPARTMENT OF EDUCATION  
NOVEMBER 30, 2015

DANCE													
Creating	Anchor Standard 1: Generate and conceptualize artistic ideas and work. Enduring Understanding: Choreographers use a variety of sources as inspiration and transform concepts and ideas into movement for artistic expression. Essential Question(s): Where do choreographers get ideas for dances?												Creating
	Kindergarten DA:Cr1.1.K	1st DA:Cr1.1.1	2nd DA:Cr1.1.2	3rd DA:Cr1.1.3	4th DA:Cr1.1.4	5th DA:Cr1.1.5	6th DA:Cr1.1.6	7th DA:Cr1.1.7	8th DA:Cr1.1.8	HS Proficient DA:Cr1.1.I	HS Accomplished DA:Cr1.1.II	HS Advanced DA:Cr1.1.III	
Explore	a. Respond in movement to a variety of stimuli (for example, music/sound, text, objects, images, symbols, observed dance).	a. Explore movement inspired by a variety of stimuli (for example, music/sound, text, objects, images, symbols, observed dance, experiences) and identify the source.	a. Explore movement inspired by a variety of stimuli (for example, music/sound, text, objects, images, symbols, observed dance, experiences) and suggest additional sources for movement ideas.	a. Experiment with a variety of selfidentified stimuli (for example, music/sound, text, objects, images, notation, observed dance, experiences) for movement.	a. Identify ideas for choreography generated from a variety of stimuli (for example, music/sound, text, objects, images, notation, observed dance, experiences).	a. Build content for choreography using several stimuli (for example, music/sound, text, objects, images, notation, observed dance, experiences, literary forms, natural phenomena, current news, social events).	a. Relate similar or contrasting ideas to develop choreography using a variety of stimuli (for example, music, observed dance, literary forms, notation, natural phenomena, personal experience/recall, current news or social events).	a. Compare a variety of stimuli (for example, music, observed dance, literary forms, personal experience/recall, current news or social events) and make selections to expand <b>movement vocabulary</b> and <b>artistic expression</b> .	a. Implement movement from a variety of stimuli (for example, music, observed dance, literary forms, notation, natural phenomena, personal experience/recall, current news or social events) to develop dance content for an original <b>dance study</b> or dance.	a. Explore a variety of stimuli for sourcing movement to develop an improvisational or choreographed <b>dance study</b> . Analyze the process and the relationship between the stimuli and the movement.	a. Synthesize content generated from stimulus materials to choreograph <b>dance studies</b> or dances using original or <b>codified movement</b> .	a. Synthesize content generated from stimulus material. Experiment and take risks to discover a personal voice to communicate <b>artistic intent</b> .	Explore
	b. Explore different ways to do basic <b>locomotor</b> and <b>nonlocomotor</b> movements by changing at least one of the <b>elements of dance</b> .	b. Explore a variety of <b>locomotor</b> and <b>non-locomotor</b> movements by experimenting with and changing the <b>elements of dance</b> .	b. Combine a variety of movements while manipulating the <b>elements of dance</b> .	b. Explore a given <b>movement problem</b> . Select and demonstrate a solution.	b. Develop a <b>movement problem</b> and manipulate the <b>elements of dance</b> as tools to find a solution.	b. Construct and solve multiple <b>movement problems</b> to develop choreographic content.	b. Explore various <b>movement vocabularies</b> to transfer ideas into choreography.	b. Explore various <b>movement vocabularies</b> to express an <b>artistic intent</b> in choreography. Explain and discuss the choices made using genre-specific <b>dance terminology</b> .	b. Identify and select personal preferences to create an original <b>dance study</b> or dance. Use genrespecific <b>dance terminology</b> to articulate and justify choices made in movement development to communicate intent.	b. Experiment with the <b>elements of dance</b> to explore personal movement preferences and strengths, and select movements that challenge skills and build on strengths in an original <b>dance study</b> or dance.	b. Apply personal movement preferences and strengths with the <b>movement vocabulary</b> of several dance <b>styles</b> or <b>genres</b> to choreograph an original <b>dance study</b> or dance that communicates an <b>artistic intent</b> . Compare personal choices to those made by well-known choreographers.	b. Expand personal movement preferences and strengths to discover unexpected solutions that communicate the <b>artistic intent</b> of an original dance. Analyze the unexpected solutions and explain why they were effective in expanding artistic intent.	

**STATE DEPARTMENT OF EDUCATION  
NOVEMBER 30, 2015**

Creating		Anchor Standard 2: Organize and develop artistic ideas and work. Enduring Understanding: The elements of dance, dance structures, and choreographic devices serve as both a foundation and a departure point for choreographers. Essential Question(s): What influences choice-making in creating choreography?											Creating	
		Kindergarten DA:Cr2.1.K	1st DA:Cr2.1.1	2nd DA:Cr2.1.2	3rd DA:Cr2.1.3	4th DA:Cr2.1.4	5th DA:Cr2.1.5	6th DA:Cr2.1.6	7th DA:Cr2.1.7	8th DA:Cr2.1.8	HS Proficient DA:Cr2.1.I	HS Accomplished DA:Cr2.1.II	HS Advanced DA:Cr2.1.III	
Plan		a. Improvise dance that has a beginning, middle, and end.	a. Improvise a series of movements that have a beginning, middle, and end, and describe movement choices.	a. Improvise a <b>dance phrase</b> with a beginning, a middle that has a main idea, and a clear end.	a. Identify and experiment with <b>choreographic devices</b> to create simple movement patterns and <b>dance structures</b> (for example, AB, ABA, theme and development).	a. Manipulate or modify <b>choreographic devices</b> to expand movement possibilities and create a variety of movement patterns and structures. Discuss movement choices.	a. Manipulate or modify a variety of <b>choreographic devices</b> to expand choreographic possibilities and develop a main idea. Explain reasons for movement choices.	a. Explore <b>choreographic devices</b> and <b>dance structures</b> to develop a dance study that supports an <b>artistic intent</b> . Explain the goal or purpose of the dance.	a. Use a variety of <b>choreographic devices</b> and <b>dance structures</b> to develop a <b>dance study</b> with a clear <b>artistic intent</b> . Articulate reasons for movement and structural choices.	a. Collaborate to select and apply a variety of <b>choreographic devices</b> and <b>dance structures</b> to choreograph an original <b>dance study</b> or dance with a clear <b>artistic intent</b> . Articulate the group process for making movement and structural choices.	a. Collaborate to design a dance using <b>choreographic devices</b> and <b>dance structures</b> to support an <b>artistic intent</b> . Explain how the dance structures clarify the <b>artistic intent</b> .	a. Work individually and collaboratively to design and implement a variety of <b>choreographic devices</b> and <b>dance structures</b> to develop original dances. Analyze how the structure and final composition informs the <b>artistic intent</b> .	a. Demonstrate fluency and personal voice in designing and choreographing original dances. Justify choreographic choices and explain how they are used to intensify <b>artistic intent</b> .	Plan
		b. Express an idea, feeling, or image, through improvised movement moving alone or with a partner.	b. Choose movements that express an idea or emotion, or follow a musical phrase.	b. Choose movements that express a main idea or emotion, or follow a musical phrase. Explain reasons for movement choices.	b. Develop a dance phrase that expresses and communicates an idea or feeling. Discuss the effect of the movement choices.	b. Develop a dance study that expresses and communicates a main idea. Discuss the reasons and effectiveness of the movement choices.	b. Develop a dance study by selecting a specific <b>movement vocabulary</b> to communicate a main idea. Discuss how the dance communicates nonverbally.	b. Determine <b>artistic criteria</b> to choreograph a dance study that communicates personal or cultural meaning. Based on the criteria, evaluate why some movements are more or less effective than others.	b. Determine <b>artistic criteria</b> to choreograph a <b>dance study</b> that communicates personal or cultural meaning. Articulate how the <b>artistic criteria</b> serve to communicate the meaning of the dance.	b. Define and apply <b>artistic criteria</b> to choreograph a dance that communicates personal or cultural meaning. Discuss how the criteria clarify or intensify the meaning of the dance.	b. Develop an <b>artistic statement</b> for an original dance study or dance. Discuss how the use of <b>movement elements, choreographic devices</b> and <b>dance structures</b> serve to communicate the <b>artistic statement</b> .	b. Develop an <b>artistic statement</b> that reflects a personal <b>aesthetic</b> for an original dance study or dance. Select and demonstrate movements that support the <b>artistic statement</b>	b. Construct an <b>artistic statement</b> that communicates a personal, cultural and artistic perspective.	



STATE DEPARTMENT OF EDUCATION  
NOVEMBER 30, 2015

Creating		Anchor Standard 3: Refine and complete artistic work. Enduring Understanding: Choreographers analyze, evaluate, refine, and document their work to communicate meaning. Essential Question(s): How do choreographers use self-reflection, feedback from others, and documentation to improve the quality of their work?											Creating	
		Kindergarten DA:Cr3.1.K	1st DA:Cr3.1.1	2nd DA:Cr3.1.2	3rd DA:Cr3.1.3	4th DA:Cr3.1.4	5th DA:Cr3.1.5	6th DA:Cr3.1.6	7th DA:Cr3.1.7	8th DA:Cr3.1.8	HS Proficient DA:Cr3.1.I	HS Accomplished DA:Cr3.1.II	HS Advanced DA:Cr3.1.III	
Revise		a. Apply suggestions for changing movement through guided improvisational experiences.	a. Explore suggestions to change movement from guided improvisation and/or short remembered sequences.	a. Explore suggestions and make choices to change movement from guided improvisation and/or short remembered sequences.	a. Revise movement choices in response to feedback to improve a short <b>dance study</b> . Describe the differences the changes made in the movements.	a. Revise movement based on peer feedback and selfreflection to improve communication of <b>artistic intent</b> in a short <b>dance study</b> . Explain choices made in the process.	a. Explore through movement the feedback from others to expand choreographic possibilities for a short <b>dance study</b> that communicates <b>artistic intent</b> . Explain the movement choices and refinements.	a. Revise dance compositions using collaboratively developed <b>artistic criteria</b> . Explain reasons for revisions and how choices made relate to <b>artistic intent</b> .	a. Evaluate possible revisions of dance compositions and, if necessary, consider revisions of <b>artistic criteria</b> based on self-reflection and feedback of others. Explain reasons for choices and how they clarify <b>artistic intent</b> .	a. Revise choreography collaboratively or independently based on <b>artistic criteria</b> , selfreflection, and the feedback of others. Articulate the reasons for choices and revisions and explain how they clarify and enhance the <b>artistic intent</b> .	a. Clarify the <b>artistic intent</b> of a dance by manipulating <b>choreographic devices</b> and <b>dance structures</b> based on established <b>artistic criteria</b> and feedback from others. Analyze and evaluate impact of choices made in the revision process.	a. Clarify the <b>artistic intent</b> of a dance by refining <b>choreographic devices</b> and <b>dance structures</b> , collaboratively or independently using established <b>artistic criteria</b> , selfreflection and the feedback of others. Analyze and evaluate impact of choices made in the revision process.	a. Clarify the <b>artistic intent</b> of a dance by manipulating and refining <b>choreographic devices</b> , <b>dance structures</b> , and <b>artistic criteria</b> using self-reflection and feedback from others. Document choices made in the revision process and justify how the refinements support <b>artistic intent</b> .	Revise
		b. Depict a dance movement by drawing a picture or using a symbol.	b. Depict several different types of movements of a dance by drawing a picture or using a symbol (for example, jump, turn, slide, bend, reach).	b. Depict the levels of movements in a variety of dance movements by drawing a picture or using symbols (for example, high, middle, low).	b. Depict directions or spatial pathways in a dance phrase by drawing a picture map or using a symbol.	b. Depict the relationships between two or more dancers in a dance phrase by drawing a picture or using symbols (for example, next to, above, below, behind, in front of).	b. Record changes in a dance sequence through writing, symbols, or a form of media technology.	b. Explore or invent a system to record a dance sequence through writing, symbols, or a form of media technology.	b. Investigate a recognized system to document a dance sequence by using words, symbols, or media technologies.	b. Experiment with aspects of a recognized system to document a section of a dance by using words, symbols, or media technologies.	b. Compare recognized systems to document a section of a dance using writing, symbols, or media technologies.	b. Develop a strategy to record a dance using recognized systems of dance documentation (for example, writing, a form of notation symbols, or using media technologies).	b. Document a dance using recognized systems of dance documentation (for example, writing, a form of notation symbols, or using media technologies).	

**STATE DEPARTMENT OF EDUCATION  
NOVEMBER 30, 2015**

**Dance**

Dance												
Performing	Anchor Standard 4: Select, analyze, and interpret artistic work for presentation. Enduring Understanding: Space, time, and energy are basic elements of dance. Essential Question(s): How do dancers work with space, time and energy to communicate artistic expression?											Performing
	Kindergarten DA:Pr4.1.K	1st DA:Pr4.1.1	2nd DA:Pr4.1.2	3rd DA:Pr4.1.3	4th DA:Pr4.1.4	5th DA:Pr4.1.5	6th DA:Pr4.1.6	7th DA:Pr4.1.7	8th DA:Pr4.1.8	HS Proficient DA:Pr4.1.I	HS Accomplished DA:Pr4.1.II	
Express	<p>a. Make still and moving body shapes that show lines (for example, straight, bent, and curved), changes levels, and vary in size (large/small). Join with others to make a circle formation and work with others to change its dimensions.</p>	<p>a. Demonstrate <b>locomotor</b> and <b>nonlocomotor</b> movements that change body shapes, levels, and facings. Move in straight, curved, and zigzagged pathways. Find and return to place in <b>space</b>. Move with others to form straight lines and circles.</p>	<p>a. Demonstrate clear directionality and intent when performing <b>locomotor</b> and <b>nonlocomotor</b> movements that change body shapes, facings, and pathways in space. Identify symmetrical and asymmetrical body shapes and examine relationships between body parts. Differentiate between circling and turning as two separate ways of continuous directional change.</p>	<p>a. Judge spaces as distance traveled and use space three dimensionally. Demonstrate shapes with positive and <b>negative space</b>. Perform movement sequences in and through space with intentionality and focus.</p>	<p>a. Make static and dynamic shapes with positive and <b>negative space</b>. Perform elevated shapes (jump shapes) with soft landings and movement sequences alone and with others, establishing relationships with other dancers through focus of eyes.</p>	<p>a. Integrate static and dynamic shapes and floor and air pathways into dance sequences. Establish relationships with other dancers through focus of eyes and other body parts. Convert inward focus to outward focus for projecting out to far space.</p>	<p>a. Refine partner and ensemble skills in the ability to judge distance and <b>spatial design</b>. Establish diverse pathways, levels, and patterns in <b>space</b>. Maintain focus with partner or group in near and far space.</p>	<p>a. Expand movement vocabulary of floor and air pattern designs. Incorporate and modify body designs from different dance <b>genres</b> and <b>styles</b> for the purpose of expanding <b>movement vocabulary</b> to include differently designed shapes and movements for interest and contrast.</p>	<p>a. Sculpt the body in space and design body shapes in relation to other dancers, objects, and environment. Use focus of eyes during complex floor and air patterns or direct and indirect pathways.</p>	<p>a. Develop partner and ensemble skills that enable contrasting level changes through lifts, balances, or other means while maintaining a sense of <b>spatial design</b> and relationship. Use space intentionally during phrases and through transitions between phrases. Establish and break relationships with others as appropriate to the choreography.</p>	<p>a. Dance alone and with others with spatial intention. Expand partner and ensemble skills to greater ranges and skill level. Execute complex floor and air sequences with others while maintaining relationships through focus and intentionality.</p>	<p>a. Modulate and use the broadest range of movement in space for artistic and expressive clarity. Use inward and outward focus to clarify movement and intent. Establish and break relationships with other dancers and audience as appropriate to the dance.</p>
	<p>b. Demonstrate <b>tempo</b> contrasts with movements that match to tempo of sound stimuli.</p>	<p>b. Relate quick, moderate and slow movements to duration in time. Recognize steady beat and move to varying <b>tempi</b> of steady beat.</p>	<p>b. Identify the length of time a move or phrase takes (for example, whether it is long or short). Identify and move on the downbeat in duple and triple meter. Correlate metric phrasing with movement phrasing.</p>	<p>b. Fulfill specified duration of time with improvised <b>locomotor</b> and <b>nonlocomotor</b> movements. Differentiate between “in time” and “out of time” to music. Perform movements that are the same or of a different time orientation to accompaniment. Use metric and kinesthetic phrasing.</p>	<p>b. Accompany other dancers using a variety of percussive instruments and sounds. Respond in movement to even and uneven rhythms. Recognize and respond to <b>tempo</b> changes as they occur in dance and music.</p>	<p>b. Dance to a variety of <b>rhythms</b> generated from internal and external sources. Perform <b>movement phrases</b> that show the ability to respond to changes in time.</p>	<p>b. Use combinations of sudden and sustained timing as it relates to both the time and the <b>dynamics</b> of a phrase or <b>dance work</b>. Accurately use accented and unaccented beats in 3/4 and 4/4 meter.</p>	<p>b. Vary durational approach in dance phrasing by using timing accents and variations within a phrase to add interest kinesthetically, rhythmically, and visually.</p>	<p>b. Analyze and select metric, kinetic, and breath phrasing and apply appropriately to dance phrases. Perform dance phrases of different lengths that use various timings within the same section. Use different <b>tempi</b> in different body parts at the same time.</p>	<p>b. Use syncopation and accent movements related to different <b>tempi</b>. Take rhythmic cues from different aspects of accompaniment. Integrate breath phrasing with metric and kinesthetic phrasing.</p>	<p>b. Perform <b>dance studies</b> and compositions that use <b>time</b> and <b>tempo</b> in unpredictable ways. Use internal rhythms and kinetics as phrasing tools. Dance “in the moment.”</p>	<p>b. Modulate time factors for artistic interest and expressive acuity. Demonstrate time complexity in phrasing with and without musical accompaniment. Use multiple and complex rhythms (for example, <b>contrapuntal</b> and/or <b>polyrhythmic</b>) at the same time. Work with and against rhythm of accompaniment or <b>sound environments</b>.</p>

**STATE DEPARTMENT OF EDUCATION  
NOVEMBER 30, 2015**

		c. Identify and apply different characteristics to movements (for example, slow, smooth, or wavy).	c. Demonstrate <b>movement characteristics</b> along with <b>movement vocabulary</b> (for example, use adverbs and adjectives that apply to movement such as a bouncy leap, a floppy fall, a jolly jump, and joyful spin).	c. Select and apply appropriate characteristics to movements (for example, selecting specific adverbs and adjectives and apply them to movements). Demonstrate <b>kinesthetic awareness</b> while dancing the movement characteristics.	c. Change use of energy and dynamics by modifying movements and applying specific characteristics to heighten the effect of their intent.	c. Analyze movements and phrases for use of <b>energy</b> and <b>dynamic</b> changes and use adverbs and adjectives to describe them. Based on the analysis, refine the phrases by incorporating a range of <b>movement characteristics</b> .	c. Contrast <b>bound</b> and <b>free-flowing</b> movements. Motivate movement from both central initiation (torso) and peripheral initiation (distal) and analyze the relationship between initiation and <b>energy</b> .	c. Use the internal body force created by varying tensions within one's musculature for movement initiation and dynamic expression. Distinguish between <b>bound</b> and <b>freeflowing</b> movements and appropriately apply them to technique exercises and dance phrases.	c. Compare and contrast movement characteristics from a variety of dance <b>genres</b> or <b>styles</b> . Discuss specific characteristics and use adverbs and adjectives to describe them. Determine what dancers must do to perform them clearly.	c. Direct <b>energy</b> and <b>dynamics</b> in such a way that movement is textured. Incorporate <b>energy</b> and <b>dynamics</b> to technique exercises and dance performance. Use <b>energy</b> and <b>dynamics</b> to enhance and project movements.	c. Connect <b>energy</b> and <b>dynamics</b> to movements by applying them in and through all parts of the body. Develop total body awareness so that demonstrate <b>movement phrases</b> variances of <b>energy</b> and <b>dynamics</b> .	c. Initiate movement phrases by applying <b>energy</b> and <b>dynamics</b> . Vary <b>energy</b> and <b>dynamics</b> over the length of a phrase and transition smoothly out of the phrase and into the next phrase, paying close attention to its movement initiation and energy.	c. Modulate <b>dynamics</b> to clearly express intent while performing <b>dance phrases</b> and choreography. Perform movement sequences expressively using a broad dynamic range and employ dynamic skills for establishing relationships with other dancers and projecting to the audience.	
Performing	<b>Anchor Standard 5: Develop and refine artistic techniques and work for presentation.</b> <b>Enduring Understanding: Dancers use the mind-body connection and develop the body as an instrument for artistry and artistic expression.</b> <b>Essential Question(s): What must a dancer do to prepare the mind and body for artistic expression?</b>													Performing
		<b>Kindergarten</b> DA:Pr5.1.K	<b>1st</b> DA:Pr5.1.1	<b>2nd</b> DA:Pr5.1.2	<b>3rd</b> DA:Pr5.1.3	<b>4th</b> DA:Pr5.1.4	<b>5th</b> DA:Pr5.1.5	<b>6th</b> DA:Pr5.1.6	<b>7th</b> DA:Pr5.1.7	<b>8th</b> DA:Pr5.1.8	<b>HS Proficient</b> DA:Pr5.1.I	<b>HS Accomplished</b> DA:Pr5.1.II	<b>HS Advanced</b> DA:Pr5.1.III	
Embody		a. Demonstrate sameside and cross-body <b>locomotor</b> and <b>nonlocomotor</b> movements, <b>body patterning</b> movements, and body shapes.	a. Demonstrate a range of <b>locomotor</b> and <b>non-locomotor</b> movements, <b>body patterning</b> , body shapes, and directionality.	a. Demonstrate a range of <b>locomotor</b> and <b>non-locomotor</b> movements, <b>body patterning</b> , and dance sequences that require moving through space using a variety of pathways.	a. Replicate body shapes, <b>movement characteristics</b> , and movement patterns in a dance sequence with awareness of body alignment and core support.	a. Demonstrate fundamental dance skills (for example, <b>alignment</b> , coordination, balance, core support, <b>kinesthetic awareness</b> ) and <b>movement qualities</b> when replicating and recalling patterns and sequences of <b>locomotor</b> and <b>nonlocomotor</b> movements.	a. Recall and execute a series of <b>dance phrases</b> using fundamental dance skills (for example, <b>alignment</b> , coordination, balance, core support, <b>kinesthetic awareness</b> , clarity of movement).	a. <b>Embody technical dance skills</b> (for example, <b>alignment</b> , coordination, balance, core support, <b>kinesthetic awareness</b> , clarity of movement) to accurately execute changes of direction, levels, facings, pathways, elevations and landings, extensions of limbs, and movement transitions.	a. Apply body-use strategies to accommodate physical maturational development to <b>technical dance skills</b> (for example, <b>functional alignment</b> , coordination, balance, core support, <b>kinesthetic awareness</b> , clarity of movement, weight shifts, flexibility/range of motion).	a. <b>Embody technical dance skills</b> (for example, <b>functional alignment</b> , coordination, balance, core support, clarity of movement, weight shifts, flexibility/range of motion) to replicate, recall, and execute spatial designs and musical or rhythmical dance phrases.	a. <b>Embody technical dance skills</b> (for example, <b>functional alignment</b> , coordination, balance, core support, clarity of movement, weight shifts, flexibility/range of motion) to retain and execute dance choreography.	a. Dance with sensibility toward other dancers while executing complex spatial, rhythmic and dynamic sequences to meet performance goals.	a. Apply <b>body-mind principles</b> to <b>technical dance skills</b> in complex choreography when performing solo, partnering, or dancing in ensemble works in a variety of dance <b>genres</b> and <b>styles</b> . Self-evaluate performances and discuss and analyze performance ability with others.	
		b. Move safely in <b>general space</b> and start and stop on cue during activities, group formations, and creative explorations while maintaining <b>personal space</b> .	b. Move safely in <b>general space</b> through a range of activities and group formations while maintaining <b>personal space</b> .	b. Move safely in a variety of spatial relationships and formations with other dancers, sharing and maintaining <b>personal space</b> .	b. Adjust body-use to coordinate with a partner or other dancers to safely change levels, directions, and pathway designs.	b. Execute techniques that extend movement range, build strength, and develop endurance. Explain the relationship between execution of technique, safe body-use, and healthful nutrition.	b. Demonstrate safe body-use practices during technical exercises and movement combinations. Discuss how these practices, along with healthful eating habits, promote strength, flexibility, endurance and injury prevention.	b. Apply basic anatomical knowledge, proprioceptive feedback, spatial awareness, and nutrition to promote safe and healthful strategies when warming up and dancing.	b. Utilize healthful practices and sound nutrition in dance activities and everyday life. Discuss benefits of practices and how choices enhance performance.	b. Evaluate personal healthful practices in dance activities and everyday life including nutrition and injury prevention. Discuss choices made, the effects experienced, and methods for improvement.	b. Develop a plan for healthful practices in dance activities and everyday life including nutrition and injury prevention. Discuss implementation of the plan and how it supports personal performance goals.	b. Apply <b>anatomical principles</b> and healthful practices to a range of <b>technical dance skills</b> for achieving fluency of movement. Follow a personal nutrition plan that supports health for everyday life.	b. Research healthful and safe practices for dancers and modify personal practice based on findings. Discuss how-research informs practice.	

**STATE DEPARTMENT OF EDUCATION  
NOVEMBER 30, 2015**

		c. Move body parts in relation to other body parts and repeat and recall movements upon request.	c. Modify movements and spatial arrangements upon request.	c. Repeat movements, with an awareness of self and others in space. Self-adjust and modify movements or placement upon request.	c. Recall movement sequences with a partner or in group dance activities. Apply constructive feedback from teacher and self-check to improve dance skills	c. Coordinate phrases and timing with other dancers by cueing off each other and responding to stimuli cues (for example, music, text, or lighting). Reflect on feedback from others to inform personal dance performance goals.	c. Collaborate with peer ensemble members to repeat sequences, synchronize actions, and refine spatial relationships to improve performance quality. Apply feedback from others to establish personal performance goals.	c. Collaborate as an ensemble to refine dances by identifying what works and does not work in executing complex patterns, sequences, and formations. Solve movement problems to dances by testing options and finding good results. Document self-improvements over time	c. Collaborate with peers to practice and refine dances. Develop group performance expectations through observation and analyses (for example, view live or recorded professional dancers and collaboratively develop group performance expectations based on information gained from observations).	c. Collaborate with peers to discover strategies for achieving performance accuracy, clarity, and expressiveness. Articulate personal performance goals and practice to reach goals. Document personal improvement over time (for example, journaling, portfolio, or timeline).	c. Collaborate with peers to establish and implement a rehearsal plan to meet performance goals. Use a variety of strategies to analyze and evaluate performances of self and others (for example, use video recordings of practice to analyze the difference between the way movements look and how they feel to match performance with visual affect). Articulate performance goals and justify reasons for selecting particular practice strategies.	c. Plan and execute collaborative and independent practice and rehearsal processes with attention to technique and artistry informed by personal performance goals. Reflect on personal achievements.	c. Initiate, plan, and direct rehearsals with attention to technical details and fulfilling artistic expression. Use a range of rehearsal strategies to achieve performance excellence.
--	--	--	--	---	---	--	--	--	--	---	---	---	---

**STATE DEPARTMENT OF EDUCATION  
NOVEMBER 30, 2015**

Anchor Standard 6: Convey meaning through the presentation of artistic work. Enduring Understanding: Dance performance is an interaction between performer, production elements, and audience that heightens and amplifies artistic expression. Essential Question(s): How does a dancer heighten artistry in a public performance?													
Performing	Kindergarten DA:Pr6.1.K	1st DA:Pr6.1.1	2nd DA:Pr6.1.2	3rd DA:Pr6.1.3	4th DA:Pr6.1.4	5th DA:Pr6.1.5	6th DA:Pr6.1.6	7th DA:Pr6.1.7	8th DA:Pr6.1.8	HS Proficient DA:Pr6.1.I	HS Accomplished DA:Pr6.1.II	HS Advanced DA:Pr6.1.III	Performing
Present	a. Dance for and with others in a designated space.	a. Dance for others in a space where audience and performers occupy different areas.	a. Dance for and with others in a space where audience and performers occupy different areas.	a. Identify the main areas of a performance space using <b>production terminology</b> (for example, stage right, stage left, center stage, upstage, and downstage).	a. Consider how to establish a formal performance space from an informal setting (for example, gymnasium or grassy area).	a. Demonstrate the ability to adapt dance to <b>alternative performance venues</b> by modifying spacing and movements to the performance space.	a. Recognize needs and adapt movements to performance area. Use <b>performance etiquette</b> and <b>performance practices</b> during class, rehearsal and performance. Postperformance, accept notes from choreographer and make corrections as needed and apply to future performances.	a. Recommend changes to and adapt movements to performance area. Use <b>performance etiquette</b> and <b>performance practices</b> during class, rehearsal and performance. Maintain journal documenting these efforts. Postperformance, accept notes from choreographer and apply corrections to future performances.	a. Demonstrate leadership qualities (for example commitment, dependability, responsibility, and cooperation) when preparing for performances. Use <b>performance etiquette</b> and <b>performance practices</b> during class, rehearsal and performance. Document efforts and create a plan for ongoing improvements. Postperformance, accept notes from choreographer and apply corrections to future performances.	a. Demonstrate leadership qualities (for example commitment, responsibility, and cooperation) when preparing for performances. Demonstrate <b>performance etiquette</b> and <b>performance practices</b> during class, rehearsal and performance. Postperformance, accept notes from choreographer and apply corrections to future performances. Document the rehearsal and performance process and evaluate methods and strategies using <b>dance terminology</b> and <b>production terminology</b> .	a. • Demonstrate leadership qualities (for example commitment, dependability, responsibility, and cooperation) when preparing for performances. Model <b>performance etiquette</b> and <b>performance practices</b> during class, rehearsal and performance. Implement performance strategies to enhance projection. Postperformance, accept notes from choreographer and apply corrections to future performances. Document the rehearsal and performance process and evaluate methods and strategies using <b>dance terminology</b> and <b>production terminology</b> .	a. Demonstrate leadership qualities (for example commitment, dependability, responsibility, and cooperation) when preparing for performances. Model <b>performance etiquette</b> and <b>performance practices</b> during class, rehearsal and performance. Enhance performance using a broad repertoire of strategies for dynamic projection. Develop a professional portfolio (resume, head shot, etc.) that documents the rehearsal and performance process with fluency in professional <b>dance terminology</b> and <b>production terminology</b> .	Present
	b. Select a prop to use as part of a dance.	b. Explore the use of simple props to enhance performance.	b. Use limited <b>production elements</b> (for example, hand props, simple scenery, or media projections).	b. Explore simple <b>production elements</b> (costumes, props, music, scenery, lighting, or media) for a dance performed for an audience in a designated specific performance space.	b. Identify, explore, and experiment with a variety of <b>production elements</b> to heighten the <b>artistic intent</b> and audience experience.	b. Identify, explore, and select <b>production elements</b> that heighten and intensify the <b>artistic intent</b> of a dance and are adaptable for various performance spaces.	b. Compare and contrast a variety of possible <b>production elements</b> that would intensify and heighten the <b>artistic intent</b> of the work. Select choices and explain reasons for the decisions made using <b>production terminology</b> .	b. Explore possibilities of producing dance in a variety of venues or for different audiences and, using <b>production terminology</b> , explain how the <b>production elements</b> would be handled in different situations.	b. Collaborate to design and execute <b>production elements</b> that would intensify and heighten the <b>artistic intent</b> of a dance performed on a stage, in a different venue, or for different audiences. Explain reasons for choices using <b>production terminology</b> .	b. Evaluate possible designs for the <b>production elements</b> of a performance and select and execute the ideas that would intensify and heighten the <b>artistic intent</b> of the dances.	<b>terminology</b> . b. Work collaboratively to produce a dance concert on a stage or in an <b>alternative performance venue</b> and plan the <b>production elements</b> that would be necessary to fulfill the <b>artistic intent</b> of the dance works.	b. Work collaboratively to produce dance concerts in a variety of venues and design and organize the <b>production elements</b> that would be necessary to fulfill the <b>artistic intent</b> of the dance works in each of the venues.	

**STATE DEPARTMENT OF EDUCATION  
NOVEMBER 30, 2015**

<b>Dance</b>												
Responding	<b>Anchor Standard 7: Perceive and analyze artistic work</b> <b>Enduring Understanding: Dance is perceived and analyzed to comprehend its meaning.</b> <b>Essential Question(s): How is a dance understood?</b>											Responding
	Kindergarten DA:Re.7.1.K	1st DA:Re.7.1.1	2nd DA:Re.7.1.2	3rd DA:Re.7.1.3	4th DA:Re.7.1.4	5th DA:Re.7.1.5	6th DA:Re.7.1.6	7th DA:Re.7.1.7	8th DA:Re.7.1.8	HS Proficient DA:Re.7.1.I	HS Accomplished DA:Re.7.1.II	
Analyze	a. Find a movement that repeats in a dance.	a. Find a movement that repeats in a dance to make a pattern.	a. Find movements in a dance that develop a pattern.	a. Find a movement pattern that creates a <b>movement phrase</b> in a dance work	a. Find patterns of movement in dance works that create a <b>style</b> or <b>theme</b> .	a. Find meaning or <b>artistic intent</b> from the patterns of movement in a dance work.	a. Describe or demonstrate recurring patterns of movement and their relationships in dance.	a. Compare, contrast, and discuss patterns of movement and their relationships in dance.	a. Describe, demonstrate and discuss patterns of movement and their relationships in dance in context of <b>artistic intent</b> .	a. Analyze recurring patterns of movement and their relationships in dance in context of <b>artistic intent</b> .	a. Analyze dance works and provide examples of recurring patterns of movement and their relationships that create structure and meaning in dance.	a. Analyze dance works from a variety of dance <b>genres</b> and <b>styles</b> and explain how recurring patterns of movement and their relationships create well-structured and meaningful choreography.
	b. Demonstrate or describe observed or performed dance movements	b. Demonstrate and describe observed or performed dance movements from a specific <b>genre</b> or culture	b. Demonstrate and describe movements in dances from different <b>genres</b> or cultures.	b. Demonstrate and explain how one dance <b>genre</b> is different from another, or how one <b>cultural movement practice</b> is different from another.	b. Demonstrate and explain how dance <b>styles</b> differ within a <b>genre</b> or within a <b>cultural movement practice</b> .	b. Describe, using basic <b>dance terminology</b> , the qualities and characteristics of <b>style</b> used in a dance from one's own <b>cultural movement practice</b> . Compare them to the qualities and characteristics of <b>style</b> found in a different dance <b>genre</b> , <b>style</b> , or <b>cultural movement practice</b> , also using basic <b>dance terminology</b> .	b. Explain how the <b>elements of dance</b> are used in a variety of dance <b>genres</b> , <b>styles</b> , or <b>cultural movement practices</b> . Use genre-specific <b>dance terminology</b> .	b. Compare and contrast how the <b>elements of dance</b> are used in a variety of <b>genres</b> , <b>styles</b> , or <b>cultural movement practices</b> . Use genre-specific <b>dance terminology</b> .	b. Explain how the <b>elements of dance</b> are used in a variety of <b>genres</b> , <b>styles</b> , or <b>cultural movement practices</b> to communicate intent. Use genre-specific <b>dance terminology</b> .	b. Analyze the use of <b>elements of dance</b> in a variety of <b>genres</b> , <b>styles</b> , or <b>cultural movement practices</b> within its cultural context to communicate intent. Use genre-specific <b>dance terminology</b> .	b. Analyze and compare the movement patterns and their relationships in a variety of <b>genres</b> , <b>styles</b> , or <b>cultural movement practices</b> and explain how their differences impact communication and intent within a cultural context. Use genre-specific <b>dance terminology</b> .	b. Explain how dance communicates <b>aesthetic</b> and cultural values in a variety of <b>genres</b> , <b>styles</b> , or <b>cultural movement practices</b> . Use genre-specific <b>dance terminology</b> .

**STATE DEPARTMENT OF EDUCATION  
NOVEMBER 30, 2015**

Responding		Anchor Standard 8: Interpret intent and meaning in artistic work. Enduring Understanding: Dance is interpreted by considering intent, meaning, and artistic expression as communicated through the use of the body, elements of dance, dance technique, dance structure, and context. Essential Question(s): How is dance interpreted?											Responding		
Interpret		Kindergarten DA:Re8.1.K	1st DA:Re8.1.1	2nd DA:Re8.1.2	3rd DA:Re8.1.3	4th DA:Re8.1.4	5th DA:Re8.1.5	6th DA:Re8.1.6	7th DA:Re8.1.7	8th DA:Re8.1.8	HS Proficient DA:Re8.1.I	HS Accomplished DA:Re8.1.II	HS Advanced DA:Re8.1.III	Interpret	
Interpret		a. Observe movement and describe it using simple <b>dance terminology</b> .	a. Select movements from a dance that suggest ideas and explain how the movement captures the idea using simple <b>dance terminology</b> .	a. Use <b>context cues</b> from movement to identify meaning and intent in a dance using simple <b>dance terminology</b> .	a. Select specific <b>context cues</b> from movement. Explain how they relate to the main idea of the dance using basic <b>dance terminology</b> .	a. Relate movements, ideas, and context to decipher meaning in a dance using basic <b>dance terminology</b> .	a. Interpret meaning in a dance based on its movements. Explain how the movements communicate the main idea of the dance using basic <b>dance terminology</b> .	a. Explain how the <b>artistic expression</b> of a dance is achieved through the <b>elements of dance</b> , use of body, <b>dance technique</b> , <b>dance structure</b> , and context. Explain how these communicate the intent of the dance using genre specific <b>dance terminology</b> .	a. Compare the meaning of different dances. Explain how the <b>artistic expression</b> of each dance is achieved through the <b>elements of dance</b> , use of body, <b>dance technique</b> , and context. Use genre specific <b>dance terminology</b> .	a. Select a dance and explain how <b>artistic expression</b> is achieved through relationships among the <b>elements of dance</b> , use of body, <b>dance technique</b> and context. Cite evidence in the dance to support your interpretation using genre specific <b>dance terminology</b> .	a. Select and compare different dances and discuss their intent and <b>artistic expression</b> . Explain how the relationships among the <b>elements of dance</b> , use of body, <b>dance technique</b> , and context enhance meaning and support intent using genre specific <b>dance terminology</b> .	a. Analyze and discuss how the <b>elements of dance</b> , execution of <b>dance movement principles</b> , and context contribute to <b>artistic expression</b> . Use genre specific <b>dance terminology</b> .	a. Analyze and interpret how the <b>elements of dance</b> , execution of <b>dance movement principles</b> , and context contribute to <b>artistic expression</b> across different <b>genres, styles, or cultural movement practices</b> . Use genre specific <b>dance terminology</b> .	Interpret	Responding
Responding		Anchor Standard 9: Apply criteria to evaluate artistic work. Enduring Understanding: Criteria for evaluating dance vary across genres, styles, and cultures. Essential Question(s): What criteria are used to evaluate dance?											Responding		
Critique		Kindergarten DA:Re9.1.K	1st DA:Re9.1.1	2nd DA:Re9.1.2	3rd DA:Re9.1.3	4th DA:Re9.1.4	5th DA:Re9.1.5	6th DA:Re9.1.6	7th DA:Re9.1.7	8th DA:Re9.1.8	HS Proficient DA:Re9.1.I	HS Accomplished DA:Re9.1.II	HS Advanced DA:Re9.1.III	Critique	
Critique		a. Find a movement that was noticed in a dance. Demonstrate the movement that was noticed and explain why it attracted attention.	a. Identify and demonstrate several movements in a dance that attracted attention. Describe the characteristics that make the movements interesting and talk about why they were chosen.	a. Observe or demonstrate dances from a <b>genre</b> or culture. Discuss movements and other aspects of the dances that make the dances work well, and explain why they work. Use simple <b>dance terminology</b> .	a. Select dance movements from specific <b>genres, styles, or cultures</b> . Identify characteristic movements from these dances and describe in basic <b>dance terminology</b> ways in which they are alike and different.	a. Discuss and demonstrate the characteristics that make a dance artistic and apply those characteristics to dances observed or performed in a specific <b>genre, style, or cultural movement practice</b> . Use basic <b>dance terminology</b> .	a. Define the characteristics of dance that make a dance artistic and meaningful. Relate them to the <b>elements of dance</b> in <b>genres, styles, or cultural movement practices</b> . Use basic <b>dance terminology</b> to describe characteristics that make a dance artistic and meaningful.	a. Discuss the characteristics and <b>artistic intent</b> of a dance from a <b>genre, style, or cultural movement practice</b> and develop <b>artistic criteria</b> to critique the dance using genre-specific <b>dance terminology</b> .	a. Compare <b>artistic intent</b> , content and context from dances to examine the characteristics of <b>genre, style, or cultural movement practice</b> . Based on the comparison, refine <b>artistic criteria</b> using genre specific <b>dance terminology</b> .	a. Use <b>artistic criteria</b> to determine what makes an effective performance. Consider content, context, <b>genre, style, or cultural movement practice</b> to comprehend <b>artistic expression</b> . Use genre-specific <b>dance terminology</b> .	a. Analyze the <b>artistic expression</b> of a dance. Discuss insights using <b>evaluative criteria</b> and <b>dance terminology</b> .	a. Compare and contrast two or more dances using <b>evaluative criteria</b> to critique <b>artistic expression</b> . Consider societal values and a range of perspectives. Use genre-specific <b>dance terminology</b> .	a. Define personal artistic preferences to critique dance. Consider societal and personal values, and a range of <b>artistic expression</b> . Discuss perspectives with peers and justify views.	Critique	Responding

**STATE DEPARTMENT OF EDUCATION  
NOVEMBER 30, 2015**

**Dance**

Dance												
Connecting	<p><b>Anchor Standard 10: Synthesize and relate knowledge and personal experiences to make art.</b>  <b>Enduring Understanding: As dance is experienced, all personal experiences, knowledge, and contexts are integrated and synthesized to interpret meaning.</b>  <b>Essential Question(s): How does dance deepen our understanding of ourselves, other knowledge, and events around us?</b></p>											Connecting
	Kindergarten DA:Cn10.1.K	1st DA:Cn10.1.1	2nd DA:Cn10.1.2	3rd DA:Cn10.1.3	4th DA:Cn10.1.4	5th DA:Cn10.1.5	6th DA:Cn10.1.6	7th DA:Cn10.1.7	8th DA:Cn10.1.8	HS Proficient DA:Cn10.1.I	HS Accomplished DA:Cn10.1.II	HS Advanced DA:Cn10.1.III
Synthesize	a. Recognize and name an emotion that is experienced when watching, improvising, or performing dance and relate it to a personal experience.	a. Find an experience expressed or portrayed in a dance that relates to a familiar experience. Identify the movements that communicate this experience.	a. Describe, create, and/or perform a dance that expresses personal meaning and explain how certain movements express this personal meaning.	a. Compare the relationships expressed in a dance to relationships with others. Explain how they are the same or different.	a. Relate the main idea or content in a dance to other experiences. Explain how the main idea of a dance is similar to or different from one's own experiences, relationships, ideas or perspectives.	a. Compare two dances with contrasting themes. Discuss feelings and ideas evoked by each. Describe how the themes and movements relate to points of view and experiences.	a. Observe the <b>movement characteristics</b> or qualities observed in a specific dance <b>genre</b> . Describe differences and similarities about what was observed to one's attitudes and movement preferences.	a. Compare and contrast the <b>movement characteristics</b> or qualities found in a variety of dance <b>genres</b> . Discuss how the <b>movement characteristics</b> or qualities differ from one's own <b>movement characteristics</b> or qualities and how different perspectives are communicated.	a. Relate connections found between different dances and discuss the relevance of the connections to the development of one's personal perspectives.	a. Analyze a dance to determine the ideas expressed by the choreographer. Explain how the perspectives expressed by the choreographer may impact one's own interpretation. Provide evidence to support one's analysis.	a. Analyze a dance that is related to content learned in other subjects and research its context. Synthesize information learned and share new ideas about its impact on one's perspective.	a. Review original choreography developed over time with respect to its content and its relationship to personal perspectives. Reflect on and analyze the variables that contributed to changes in one's personal growth.
Synthesize	b. Observe a work of visual art. Describe and then express through movement something of interest about the artwork, and ask questions for discussion concerning the artwork.	b. Observe illustrations from a story. Discuss observations and identify ideas for dance movement and demonstrate the big ideas of the story.	b. Respond to a dance work using an inquiry-based set of questions (for example, <b>See, Think, Wonder</b> ). Create movement using ideas from responses and explain how certain movements express a specific idea.	b. Ask and research a question about a key aspect of a dance that communicates a perspective about an issue or event. Explore the key aspect through movement. Share movements and describe how the movements help to remember or discover new qualities in these key aspects. Communicate the new learning in oral, written, or movement form.	b. Develop and research a question relating to a topic of study in school using multiple sources of references. Select key aspects about the topic and choreograph movements that communicate the information. Discuss what was learned from creating the dance and describe how the topic might be communicated using another form of expression.	b. Choose a topic, concept, or content from another discipline of study and research how other art forms have expressed the topic. Create a <b>dance study</b> that expresses the idea. Explain how the <b>dance study</b> expressed the idea and discuss how this learning process is similar to, or different from, other learning situations.	b. Conduct research using a variety of resources to find information about a social issue of great interest. Use the information to create a <b>dance study</b> that expresses a specific point of view on the topic. Discuss whether the experience of creating and sharing the dance reinforces personal views or offers new knowledge and perspectives.	b. Research the historical development of a dance <b>genre</b> or <b>style</b> . Use knowledge gained from the research to create a <b>dance study</b> that evokes the essence of the <b>style</b> or <b>genre</b> . Share the study with peers as part of a lecture demonstration that tells the story of the historical journey of the chosen <b>genre</b> or <b>style</b> . Document the process of research and application.	b. Investigate two contrasting topics using a variety of research methods. Identify and organize ideas to create representative movement phrases. Create a <b>dance study</b> exploring the contrasting ideas. Discuss how the research informed the choreographic process and deepens understanding of the topics.	b. Collaboratively identify a dance related question or problem. Conduct research through interview, research database, text, media, or movement. Analyze and apply information gathered by creating a group dance that answers the question posed. Discuss how the dance communicates new perspectives or realizations. Compare orally and in writing the process used in choreography to that of other creative, academic, or scientific procedures.	b. Use established research methods and techniques to investigate a topic. Collaborate with others to identify questions and solve <b>movement problems</b> that pertain to the topic. Create and perform a piece of choreography. Discuss orally or in writing the insights relating to knowledge gained through the research process, the synergy of collaboration, and the transfer of learning from this project to other learning situations.	b. Investigate various dance related careers through a variety of research methods and techniques. Select those careers of most interest. Develop and implement a <b>Capstone Project</b> that reflects a possible career choice.



**STATE DEPARTMENT OF EDUCATION  
NOVEMBER 30, 2015**

Connecting		Anchor Standard 11: Relate artistic ideas and works with societal, cultural, and historical context to deepen understanding Enduring Understanding: Dance literacy includes deep knowledge and perspectives about societal, cultural, historical, and community contexts. Essential Question(s): How does knowing about societal, cultural, historical and community experiences expand dance literacy?												Connecting	
Relate		Kindergarten	1st	2nd	3rd	4th	5th	6th	7th	8th	HS Proficient	HS Accomplished	HS A	Relate	
		DA:Cn11.1.K	DA:Cn11.1.1	DA:Cn11.1.2	DA:Cn11.1.3	DA:Cn11.1.4	DA:Cn11.1.5	DA:Cn11.1.6	DA:Cn11.1.7	DA:Cn11.1.8	DA:Cn11.1.I	DA:Cn11.1.II	DA:C		
		a. Describe or demonstrate the movements in a dance that was watched or performed.	a. Watch and/or perform a dance from a different culture and discuss or demonstrate the types of movement danced.	a. Observe a dance and relate the movement to the people or environment in which the dance was created and performed.	a. Find a relationship between movement in a dance from a culture, society, or community and the culture from which the dance is derived. Explain what the movements communicate about key aspects of the culture, society, or community.	a. Select and describe movements in a specific <b>genre</b> or <b>style</b> and explain how the movements relate to the culture, society, historical period, or community from which the dance originated.	a. Describe how the <b>movement characteristics</b> and qualities of a dance in a specific <b>genre</b> or <b>style</b> communicate the ideas and perspectives of the culture, historical period, or community from which the genre or style originated.	a. Interpret and show how the movement and qualities of a dance communicate its cultural, historical, and/or community purpose or meaning.	a. Compare, contrast, and discuss dances performed by people in various localities or communities. Formulate possible reasons why similarities and differences developed in relation to the ideas and perspectives important to each social group.	a. Analyze and discuss, how dances from a variety of cultures, societies, historical periods, or communities reveal the ideas and perspectives of the people.	a. Analyze and discuss dances from selected <b>genres</b> or <b>styles</b> and/or historical time periods, and formulate reasons for the similarities and differences between them in relation to the ideas and perspectives of the peoples from which the dances originate	a. Analyze dances from several <b>genres</b> or <b>styles</b> , historical time periods, and/or world dance forms. Discuss how dance <b>movement characteristics</b> , techniques, and <b>artistic criteria</b> relate to the ideas and perspectives of the peoples from which the dances originate.	a. Analyze dances from several <b>genres</b> or <b>styles</b> , historical time periods, and/or world dance forms. Discuss how dance <b>movement characteristics</b> , techniques, and <b>artistic criteria</b> relate to the ideas and perspectives of the peoples from which the dances originate, and how the analysis has expanded one's dance literacy.		

**STATE DEPARTMENT OF EDUCATION  
NOVEMBER 30, 2015**

**Idaho State Interdisciplinary Humanities Standards  
Grades 9-12**

Definition	The Interdisciplinary Humanities course is a pathway for learners to discover and understand the human experience through a balanced and integrated combination of the arts and/or humanities with inclusion of <b>two or more</b> of the following content areas: architecture, philosophy, literature, world religions, visual and media arts, music, dance, theater, history and world languages.
Purpose	In order to prepare students both to appreciate and apply the role of the arts and humanities in critical thinking and creative problem solving, an interdisciplinary humanities course will explore the human experience through the analysis and interpretation of themes, issues, and/or movements. The Interdisciplinary Humanities course will encourage students to become lifelong explorers who discover their connectedness to the records of lived experiences outside of their own individual social and cultural context. Through the creation/interpretation/communication of an original work and through the performance/presentation/production of that work, students are able to gain new perspectives.
Design	The Interdisciplinary Humanities course should provide a well-rounded, thematic hands-on experience. The course is intended to integrate content from <b>two or more</b> arts and humanities disciplines. This course must be built upon the following five anchor standards: connect and compare, respond, create, present, and reflect. The standards for the Interdisciplinary Humanities course do not provide discipline content; the content should be derived from the selected disciplines.

**STATE DEPARTMENT OF EDUCATION  
NOVEMBER 30, 2015**

STANDARDS

ANCHOR STANDARD 1	
Connect and Compare	<p><b>Anchor Standard 1:</b> Connect and compare ideas, diverse cultures, and events through two or more disciplines.</p> <p><b>Enduring Understanding:</b> Sources of inspiration are transformed into works that express the human experience.</p> <p><b>Essential Question(s):</b>                      What inspires people or cultures to create?                      What connections and comparisons between ideas, cultures, and events can be made?                      What is the relationship of a work to its time/culture?</p>
Goal CC1	Understand the interdisciplinary relationships of ideas, cultures, and events.
Objective CC1.1	Develop a working vocabulary for the disciplines of study.
Objective CC1.2	Identify and articulate how a work expresses the human experience.
Goal CC2	Identify the relationship between two or more works/disciplines and how the historical contexts of ideas, cultures, and events are represented.
Objective CC2.1	Identify, in context, events and people influential in the development of historical events, movements, themes, and cultures.
Objective CC2.2	Explain how an artifact or work symbolizes and reflects a particular culture, event, theme, movement, or time period.
Goal CC3	Understand how the human experience is represented through the arts and humanities
Objective CC3.1	Identify the ways in which the structure of an art or discipline mirrors or portrays the values of society.
Objective CC3.2	Evaluate original works and how they represent a historical event, theme, movement, and/or culture.

**STATE DEPARTMENT OF EDUCATION  
NOVEMBER 30, 2015**

ANCHOR STANDARD 2		
Respond	<p><b>Anchor Standard 2:</b> Respond to universal themes, issues, and/or movements that express the human experience.</p> <p><b>Enduring Understanding:</b> Human experience repeats itself.</p> <p><b>Essential Questions(s):</b> How do themes, issues, and/or movements shape the human experience? How do we learn from the human experience?</p>	
Goal RES1	Conduct analyses in the arts and humanities disciplines.	
	Objective RES1.1	Summarize how the human experience is expressed through the arts and humanities.
	Objective RES1.2	Interpret content knowledge from multiple perspectives and/or sources.
	Objective RES1.3	Discover how key themes, issues, and/or movements are conveyed through the arts and humanities.
ANCHOR STANDARD 3		
Create	<p><b>Anchor Standard 3:</b> Create original works or unique interpretations that demonstrate knowledge of themes, issues, and/or movements that express the human experience.</p> <p><b>Enduring Understanding:</b> Through the creative process, people make meaning by investigating and developing awareness of perceptions, knowledge, and experiences.</p> <p><b>Essential Question(s):</b> How does creating enrich people’s lives? How do people contribute to awareness and understanding of their lives and the lives of their communities through the creative process? What role does persistence play in the creative process?</p>	
Goal CR1	Communicate in the arts and humanities disciplines through creative expression	
	Objective CR1.1	Express, through means other than expository writing, an understanding and appreciation of the arts and humanities.
	Objective CR1.2	Engage in collaborative learning to foster the creative process.
	Objective CR1.3	Create an original product that interprets and/or investigates themes, issues, and/or movements.
	Objective CR1.4	Revise, refine and develop an original work.

**STATE DEPARTMENT OF EDUCATION  
NOVEMBER 30, 2015**

ANCHOR STANDARD 4		
Present	<p><b>Anchor Standard 4:</b> Convey meaning through the presentation/performance/production of an original work or unique interpretation of a work.</p> <p><b>Enduring Understanding:</b> Connections between multiple disciplines are visible through the presentation/performance of original works.</p> <p><b>Essential Question(s):</b> How does sharing original work deepen interdisciplinary understanding of ourselves and the human experience? How do we select the best method of performance/presentation/production to convey meaning?</p>	
Goal PR1	Perform/present/produce an original work or interpretation of a work for an audience.	
	Objective PR1.1	Combine knowledge and understanding from two or more disciplines to present/perform their original or interpreted works for an audience.
	Objective PR1.2	Convey meaning through their presentation/performance.
Goal PR2	Justify choices made in creating or interpreting a work.	
	Objective PR2.1	Apply knowledge and understanding from two or more disciplines to justify choices in the creation/interpretation of works.
	Objective PR2.2	Engage in constructive critique with peers.
ANCHOR STANDARD 5		
Reflect	<p><b>Anchor Standard 5:</b> Reflect on the process of creating/interpreting/presenting a work.</p> <p><b>Enduring Understanding:</b> Reflection on the creative process deepens understanding of the content and the creator.</p> <p><b>Essential Question(s):</b> How is the quality of a performance/presentation/production determined? When does the creator know that a work is finished? How do the arts and humanities enhance and empower our lives?</p>	
Goal REF1	Evaluate one's own work and the works of others as reflections of the themes, issues, and/or movements addressed in the course.	
	Objective REF1.1	Utilize and apply a set of aesthetic criteria in evaluating the quality of one's own work and works of others.
	Objective REF1.2	Respond to critique and criteria to revise or justify one's own work.
Goal REF2	Reflect upon the potential of the arts and humanities to enhance and expand one's worldview.	

STATE DEPARTMENT OF EDUCATION  
NOVEMBER 30, 2015

Media Arts														
Creating	<b>Anchor Standard 1: Generate and conceptualize artistic ideas and work.</b> <b>Enduring Understanding: Media arts ideas, works, and processes are shaped by the imagination, creative processes, and by experiences, both within and outside of the arts.</b> <b>Essential Question(s): How do media artists generate ideas? How can ideas for media arts productions be formed and developed to be effective and original?</b>													Creating
	Kindergarten (MA:Cr1.1.1)	1 <sup>st</sup> (MA:Cr1.1.2)	2 <sup>nd</sup> (MA:Cr1.1.3)	3 <sup>rd</sup> (MA:Cr1.1.4)	4 <sup>th</sup> (MA:Cr1.1.5)	5 <sup>th</sup> (MA:Cr1.1.6)	6 <sup>th</sup> (MA:Cr1.1.7)	7 <sup>th</sup> (MA:Cr1.1.8)	8 <sup>th</sup> (MA:Cr1.1.I)	HS Proficient (MA:Cr1.1.II)	HS Accomplished (MA:Cr1.1.III)	HS Advanced		
Conceive	Discover and share ideas for media artworks using play and experimentation.	Express and share ideas for media artworks through sketching and <b>modeling</b> .	Discover multiple ideas for media artworks through brainstorming and improvising.	Develop multiple ideas for media artworks using a variety of tools, methods and/or materials.	Conceive of original artistic goals for media artworks using a variety of creative methods, such as brainstorming and <b>modeling</b> .	Envision original ideas and innovations for media artworks using personal experiences and/or the work of others.	Formulate variations of goals and solutions for media artworks by practicing chosen creative processes, such as sketching, improvising and brainstorming.	Produce a variety of ideas and solutions for media artworks through application of chosen inventive processes, such as concept modeling and prototyping.	Generate ideas, goals, and solutions for original media artworks through application of focused creative processes, such as <b>divergent thinking</b> and experimenting.	Use identified <b>generative methods</b> to formulate multiple ideas, develop artistic goals, and problem solve in media arts creation processes.	Strategically utilize <b>generative methods</b> to formulate multiple ideas, refine artistic goals, and increase the originality of approaches in media arts creation processes.	Integrate aesthetic principles with a variety of <b>generative methods</b> to fluently form original ideas, solutions, and innovations in media arts creation processes.	Conceive	
Creating	<b>Anchor Standard 2: Organize and develop artistic ideas and work.</b> <b>Enduring Understanding: Media artists plan, organize, and develop creative ideas, plans, and models into process structures that can effectively realize the artistic idea.</b> <b>Essential Question(s): How do media artists organize and develop ideas and models into process structures to achieve the desired end product?</b>													Creating
	Kindergarten (MA:Cr2.1.K)	1 <sup>st</sup> (MA:Cr2.1.1)	2 <sup>nd</sup> (MA:Cr2.1.2)	3 <sup>rd</sup> (MA:Cr2.1.3)	4 <sup>th</sup> (MA:Cr2.1.4)	5 <sup>th</sup> (MA:Cr2.1.5)	6 <sup>th</sup> (MA:Cr2.1.6)	7 <sup>th</sup> (MA:Cr2.1.7)	8 <sup>th</sup> (MA:Cr2.1.8)	HS Proficient (MA:Cr2.1.I)	HS Accomplished (MA:Cr2.1.II)	HS Advanced (MA:Cr2.1.III)		
Develop	With guidance, use ideas to form plans or models for media arts productions.	With guidance, use identified ideas to form plans and models for media arts productions.	Choose ideas to create plans and models for media arts productions.	Form, share, and test ideas, plans, and models to prepare for media arts productions.	Discuss, test, and assemble ideas, plans, and models for media arts productions, considering the artistic goals and the presentation.	Develop, present, and test ideas, plans, models, and proposals for media arts productions, considering the artistic goals and audience.	Organize, propose, and evaluate artistic ideas, plans, <b>prototypes</b> , and production processes for media arts productions, considering purposeful intent.	Design, propose, and evaluate artistic ideas, plans, <b>prototypes</b> , and production processes for media arts productions, considering expressive intent and resources.	Structure and critique ideas, plans, <b>prototypes</b> , and production processes for media arts productions, considering intent, resources, and the presentation context.	Apply aesthetic criteria in developing, proposing, and refining artistic ideas, plans, <b>prototypes</b> , and production processes for media arts productions, considering original inspirations, goals, and presentation context.	Apply a <b>personal aesthetic</b> in designing, testing, and refining original artistic ideas, <b>prototypes</b> , and production strategies for media arts productions, considering artistic intentions, <b>constraints</b> of resources, and presentation context.	Integrate a sophisticated <b>personal aesthetic</b> and knowledge of systems processes in forming, testing, and proposing original artistic ideas, <b>prototypes</b> , and production frameworks, considering complex <b>constraints</b> of goals, time, resources, and personal limitations.	Develop	

**STATE DEPARTMENT OF EDUCATION  
NOVEMBER 30, 2015**

Creating	Anchor Standard 3: Refine and complete artistic work. Enduring Understanding: The forming, integration, and refinement of aesthetic components, principles, and processes creates purpose, meaning, and artistic quality in media artworks. Essential Question(s): What is required to produce a media artwork that conveys purpose, meaning, and artistic quality? How do media artists improve/refine their work?												Creating
	Kindergarten (MA:Cr3.1.K)	1 <sup>st</sup> (MA:Cr3.1.1)	2 <sup>nd</sup> (MA:Cr3.1.2)	3 <sup>rd</sup> (MA:Cr3.1.3)	4 <sup>th</sup> (MA:Cr3.1.4)	5 <sup>th</sup> (MA:Cr3.1.5)	6 <sup>th</sup> (MA:Cr3.1.6)	7 <sup>th</sup> (MA:Cr3.1.7)	8 <sup>th</sup> (MA:Cr3.1.8)	HS Proficient (MA:Cr3.1.I)	HS Accomplished (MA:Cr3.1.II)	HS Advanced (MA:Cr3.1.III)	
Construct	a. Form and capture media arts content for expression and meaning in media arts productions.	a. Create, capture, and assemble media arts content for media arts productions, identifying basic principles, such as pattern and repetition.	a. Construct and assemble content for unified media arts productions, identifying and applying basic principles, such as <b>positioning</b> and <b>attention</b> .	a. Construct and order various content into unified, purposeful media arts productions, describing and applying a defined set of principles, such as <b>movement</b> and <b>force</b> .	a. Structure and arrange various content and components to convey purpose and meaning in different media arts productions, applying sets of associated principles, such as <b>balance</b> and <b>contrast</b> .	a. Create content and combine components to convey expression, purpose, and meaning in a variety of media arts productions, utilizing sets of associated principles, such as <b>emphasis</b> and <b>exaggeration</b> .	a. Experiment with multiple approaches to produce content and components for determined purpose and meaning in media arts productions, utilizing a range of associated principles, such as <b>point of view</b> and <b>perspective</b> .	a. Coordinate production processes to integrate content and components for determined purpose and meaning in media arts productions, demonstrating understanding of associated principles, such as <b>narrative structures</b> and <b>composition</b> .	a. Implement <b>production processes</b> to integrate content and stylistic conventions for determined meaning in media arts productions, demonstrating understanding of associated principles, such as theme and unity.	a. Consolidate production processes to demonstrate deliberate choices in organizing and integrating content and <b>stylistic conventions</b> in media arts productions, demonstrating understanding of associated principles, such as <b>emphasis</b> and <b>tone</b> .	a. Consolidate <b>production processes</b> to demonstrate deliberate choices in organizing and integrating content and <b>stylistic conventions</b> in media arts production, demonstrating understanding of associated principles, such as <b>continuity</b> and <b>juxtaposition</b> .	a. Synthesize content, processes, and components to express compelling purpose, story, emotion, or ideas in complex media arts productions, demonstrating mastery of associated principles, such as <b>hybridization</b> .	Construct
	b. Make changes to the content, form, or presentation of media artworks and share results.	b. Practice and identify the effects of making changes to the content, form, or presentation, in order to refine and finish media artworks.	b. Test and describe expressive effects in altering, refining, and completing media artworks.	b. Practice and analyze how the emphasis of elements alters effect and purpose in refining and completing media artworks.	b. Demonstrate intentional effect in refining media artworks, emphasizing elements for a purpose.	b. Determine how elements and components can be altered for clear communication and intentional effects, and refine media artworks to improve clarity and purpose.	b. Appraise how elements and components can be altered for intentional effects and audience, and refine media artworks to reflect purpose and audience.	b. Improve and refine media artworks by intentionally emphasizing particular expressive elements to reflect an understanding of purpose, audience, or place.	b. Refine and modify media artworks, improving technical quality and intentionally accentuating selected expressive and stylistic elements, to reflect an understanding of purpose, audience, and place.	b. Refine and modify media artworks, honing aesthetic quality and intentionally accentuating stylistic elements, to reflect an understanding of personal goals and preferences.	b. Refine and elaborate aesthetic elements and technical components to intentionally form impactful expressions in media artworks for specific purposes, intentions, audiences and contexts.	b. Intentionally and consistently refine and elaborate elements and components to form impactful expressions in media artworks, directed at specific purposes, audiences, and contexts.	

<b>Media Arts</b>													
Producing	Anchor Standard 4: Select, analyze, and interpret artistic work for presentation. Enduring Understanding: Media artists integrate various forms and contents to develop complex, unified artworks. Essential Question(s): How are complex media arts experiences constructed?												Producing
	Kindergarten (MA:Pr4.1.K)	1 <sup>st</sup> (MA:Pr4.1.1)	2 <sup>nd</sup> (MA:Pr4.1.2)	3 <sup>rd</sup> (MA:Pr4.1.3)	4 <sup>th</sup> (MA:Pr4.1.4)	5 <sup>th</sup> (MA:Pr4.1.5)	6 <sup>th</sup> (MA:Pr4.1.6)	7 <sup>th</sup> (MA:Pr4.1.7)	8 <sup>th</sup> (MA:Pr4.1.8)	HS Proficient (MA:Pr4.1.I)	HS Accomplished (MA:Pr4.1.II)	HS Advanced (MA:Pr4.1.III)	

**STATE DEPARTMENT OF EDUCATION  
NOVEMBER 30, 2015**

Integrate	With guidance, combine arts forms and media content, such as dance and video, to form media artworks.	Combine varied academic, arts, and media content in media artworks, such as an illustrated story,	Practice combining varied academic, arts, and media content into unified media artworks, such as a narrated science animation.	Practice combining varied academic, arts, and media forms and content into unified media artworks, such as animation, music, and dance.	Demonstrate how a variety of academic, arts, and media forms and content may be mixed and coordinated into media artworks, such as narrative, dance, and media.	Create media artworks through the integration of multiple contents and forms, such as a media broadcast.	Validate how integrating multiple contents and forms can support a central idea in a media artwork, such as media, narratives, and performance.	Integrate multiple contents and forms into unified media arts productions that convey consistent perspectives and narratives, such as an interactive video game.	Integrate multiple contents and forms into unified media arts productions that convey specific themes or ideas, such as interdisciplinary projects, or <b>multimedia theatre.</b>	Integrate various arts, media arts forms, and content into unified media arts productions, considering the reaction and interaction of the audience, such as <b>experiential design.</b>	Integrate various arts, media arts forms, and academic content into unified media arts productions that retain thematic integrity and stylistic continuity, such as <b>transmedia productions.</b>	Synthesize various arts, media arts forms and academic content into unified media arts productions that retain artistic fidelity across platforms, such as <b>transdisciplinary productions.</b>	Integrate
-----------	---	---	--	---	---	--	---	--	---	--	--	--	-----------

Producing	<b>Anchor Standard 5: Develop and refine artistic techniques and work for presentation.</b> <b>Enduring Understanding: Media artists require a range of skills and abilities to creatively solve problems within and through media arts productions.</b> <b>Essential Question(s): What skills are required for creating effective media artworks and how are they improved? How are creativity and innovation developed within and through media arts productions? How do media artists use various tools and techniques?</b>													Producing
	Kindergarten (MA:Pr5.1.K)	1 <sup>st</sup> (MA:Pr5.1.1)	2 <sup>nd</sup> (MA:Pr5.1.2)	3 <sup>rd</sup> (MA:Pr5.1.3)	4 <sup>th</sup> (MA:Pr5.1.4)	5 <sup>th</sup> (MA:Pr5.1.5)	6 <sup>th</sup> (MA:Pr5.1.6)	7 <sup>th</sup> (MA:Pr5.1.7)	8 <sup>th</sup> (MA:Pr5.1.8)	HS Proficient (MA:Pr5.1.I)	HS Accomplished (MA:Pr5.1.II)	HS Advanced (MA:Pr5.1.III)		
Practice	a. Identify and demonstrate basic skills, such as handling tools, making choices, and cooperating in creating media artworks.	a. Describe and demonstrate various artistic skills and roles, such as technical steps, planning, and collaborating in media arts productions.	a. Enact roles to demonstrate basic ability in various identified artistic, design, technical, and <b>soft skills</b> , such as tool use and collaboration in media arts productions.	a. Exhibit developing ability in a variety of artistic, design, technical, and organizational roles, such as making compositional decisions, manipulating tools, and group planning in media arts productions.	a. Enact identified roles to practice foundational artistic, design, technical, and <b>soft skills</b> , such as formal technique, equipment usage, production, and collaboration in media arts productions.	a. Enact various roles to practice fundamental ability in artistic, design, technical, and <b>soft skills</b> , such as formal technique, production, and collaboration in media arts productions.	a. Develop a variety of artistic, design, technical, and <b>soft skills</b> through performing various assigned roles in producing media artworks, such as invention, formal technique, production, selfinitiative, and problem-solving.	a. Exhibit an increasing set of artistic, design, technical, and <b>soft skills</b> through performing various roles in producing media artworks, such as creative problemsolving and organizing.	a. Demonstrate a defined range of artistic, design, technical, and <b>soft skills</b> , through performing specified roles in producing media artworks, such as strategizing and collaborative communication.	a. Demonstrate progression in artistic, design, technical, and <b>soft skills</b> , as a result of selecting and fulfilling specified roles in the production of a variety of media artworks.	a. Demonstrate effective command of artistic, design, technical and <b>soft skills</b> in managing and producing media artworks.	a. Employ mastered artistic, design, technical, and <b>soft skills</b> in managing and producing media artworks.	Practice	
	b. Identify and demonstrate creative skills, such as performing, within media arts productions.	b. Describe and demonstrate basic creative skills within media arts productions, such as varying techniques.	b. Demonstrate use of experimentation skills, such as playful practice, and trial and error, within and through media arts productions.	b. Exhibit basic creative skills to invent new content and solutions within and through media arts productions.	b. Practice foundational innovative abilities, such as <b>design thinking</b> , in addressing problems within and through media arts productions.	b. Practice fundamental creative and innovative abilities, such as expanding <b>conventions</b> , in addressing problems within and through media arts productions.	b. Develop a variety of creative and adaptive innovation abilities, such as testing <b>constraints</b> , in developing solutions within and through media arts productions.	b. Exhibit an increasing set of creative and adaptive innovation abilities, such as exploratory processes, in developing solutions within and through media arts productions.	b. Demonstrate a defined range of creative and adaptive innovation abilities, such as divergent solutions and bending conventions, in developing new solutions for identified problems within and through media arts productions.	b. Develop and refine a determined range of creative and adaptive innovation abilities, such as <b>design thinking</b> , and risk taking, in addressing identified challenges and <b>constraints</b> within and through media arts productions.	b. Demonstrate effective ability in creative and adaptive innovation abilities, such as <b>resisting closure</b> , and <b>responsive use of failure</b> , to address sophisticated challenges within and through media arts productions.	b. Fluently employ mastered creative and innovative adaptability in formulating lines of inquiry and solutions, to address complex challenges within and through media arts productions.		
	c. Practice, discover, and share how media arts creation tools work.	c. Experiment with and share different ways to use tools and techniques to construct media artworks.	c. Demonstrate and explore identified methods to use tools to capture and form media artworks.	c. Exhibit standard use of tools and techniques while constructing media artworks.	c. Demonstrate use of tools and techniques in standard and novel ways while constructing media artworks.	c. Examine how tools and techniques could be used in standard and experimental ways in constructing media artworks.	c. Demonstrate adaptability using tools and techniques in standard and experimental ways in constructing media artworks.	c. Demonstrate adaptability using tools and techniques in standard and experimental ways to achieve an assigned purpose in constructing media artworks.	c. Demonstrate adaptation and innovation through the combination of tools, techniques and content, in standard and innovative ways, to communicate intent in the production of media artworks.	c. Demonstrate the skillful adaptation and combination of tools, styles, techniques, and <b>interactivity</b> to achieve specific expressive goals in the production of a variety of media	c. Independently utilize and adapt tools, styles, and systems in standard, innovative, and experimental ways in the production of complex media artworks.			



**STATE DEPARTMENT OF EDUCATION  
NOVEMBER 30, 2015**

												artworks.	artworks.		
--	--	--	--	--	--	--	--	--	--	--	--	-----------	-----------	--	--

Producing	Anchor Standard 6: Convey meaning through the presentation of artistic work. Enduring Understanding: Media artists purposefully present, share, and distribute media artworks for various contexts. Essential Question(s): How does time, place, audience, and context affect presenting or performing choices for media artworks? How can presenting or sharing media artworks in a public format help a media artist learn and grow?												Producing
	Kindergarten (MA:Pr6.1.K)	1 <sup>st</sup> (MA:Pr6.1.1)	2 <sup>nd</sup> (MA:Pr6.1.2)	3 <sup>rd</sup> (MA:Pr6.1.3)	4 <sup>th</sup> (MA:Pr6.1.4)	5 <sup>th</sup> (MA:Pr6.1.5)	6 <sup>th</sup> (MA:Pr6.1.6)	7 <sup>th</sup> (MA:Pr6.1.7)	8 <sup>th</sup> (MA:Pr6.1.8)	HS Proficient (MA:Pr6.1.I)	HS Accomplished (MA:Pr6.1.II)	HS Advanced (MA:Pr6.1.III)	
Present	a. With guidance, identify and share roles and the situation in presenting media artworks.	a. With guidance, discuss presentation conditions and perform a task in presenting media artworks.	a. Identify and describe presentation conditions and perform task(s) in presenting media artworks.	a. Identify and describe the presentation conditions, and take on roles and processes in presenting or distributing media artworks.	a. Explain the presentation conditions, and fulfill a role and processes in presenting or distributing media artworks.	a. Compare qualities and purposes of presentation formats, and fulfill a role and associated processes in presentation and/or distribution of media artworks.	a. Analyze various presentation formats and fulfill various tasks and defined processes in the presentation and/or distribution of media artworks.	a. Evaluate various presentation formats in order to fulfill various tasks and defined processes in the presentation and/or distribution of media artworks.	a. Design the presentation and distribution of media artworks through multiple formats and/or contexts.	a. Design the presentation and distribution of media artworks, considering combinations of artworks, formats, and audiences.	a. Curate and design the presentation and distribution of media artworks through a variety of contexts, such as mass audiences, and physical and virtual channels.	a. Curate, design, and promote the presentation and distribution of media artworks for intentional impacts, through a variety of contexts, such as markets and venues.	
	b. With guidance, identify and share reactions to the presentation of media artworks.	b. With guidance, discuss the experience of the presentation of media artworks.	b. Identify and describe the experience and share results of presenting media artworks.	b. Identify and describe the experience, and share results of and improvements for presenting media artworks.	b. Explain results of and improvements for presenting media artworks.	b. Compare results of and improvements for presenting media artworks.	b. Analyze results of and improvements for presenting media artworks.	b. Evaluate the results of and improvements for presenting media artworks, considering impacts on personal growth.	b. Evaluate the results of and improvements for presenting media artworks, considering impacts on personal growth and external effects.	b. Evaluate and implement improvements in presenting media artworks, considering personal and local impacts, such as the benefits for self and others.	b. Evaluate and implement improvements in presenting media artworks, considering personal, local, and social impacts such as changes that occurred for people, or to a situation.	b. Independently evaluate, compare, and integrate improvements in presenting media artworks, considering personal to global impacts, such as new understandings that were gained by artist and audience.	

Media Arts												
Responding	Anchor Standard 7: Perceive and analyze artistic work Enduring Understanding: Identifying the qualities and characteristics of media artworks improves one's artistic appreciation and production. Essential Question(s): How do we 'read' media artworks and discern their relational components? How do media artworks function to convey meaning and manage audience experience?											Responding
	Kindergarten (MA:Re7.1.K)	1 <sup>st</sup> (MA:Re7.1.1)	2 <sup>nd</sup> (MA:Re7.1.2)	3 <sup>rd</sup> (MA:Re7.1.3)	4 <sup>th</sup> (MA:Re7.1.4)	5 <sup>th</sup> (MA:Re7.1.5)	6 <sup>th</sup> (MA:Re7.1.6)	7 <sup>th</sup> (MA:Re7.1.7)	8 <sup>th</sup> (MA:Re7.1.8)	HS Proficient (MA:Re7.1.I)	HS Accomplished (MA:Re7.1.II)	
Perceive	a. Recognize and share <b>components</b> and <b>messages</b> in media artworks.	a. Identify <b>components</b> and <b>messages</b> in media artworks.	a. Identify and describe the <b>components</b> and <b>messages</b> in media artworks.	a. Identify and describe how <b>messages</b> are created by <b>components</b> in media artworks.	a. Identify, describe, and explain how <b>messages</b> are created by <b>components</b> in media artworks.	a. Identify, describe, and differentiate how <b>message</b> and meaning are created by <b>components</b> in media artworks.	a. Identify, describe, and analyze how <b>message</b> and meaning are created by <b>components</b> in media artworks.	a. Describe, compare, and analyze the qualities of and relationships between the <b>components</b> in media artworks.	a. Compare, contrast, and analyze the qualities of and relationships between the <b>components</b> and style in media artworks.	a. Analyze the qualities of and relationships between the <b>components</b> , style, and preferences communicated by media artworks and artists.	a. Analyze and synthesize the qualities and relationships of the <b>components</b> in a variety of media artworks, and feedback on how they impact audience.	a. Analyze and synthesize the qualities and relationships of the <b>components</b> and audience impact in a variety media artworks.
	b. Recognize and share how a variety of media artworks create different experiences.	b. With guidance, identify how a variety of media artworks create different experiences.	b. Identify and describe how a variety of media artworks create different experiences.	b. Identify and describe how various forms, methods, and styles in media artworks <b>manage audience experience</b> .	b. Identify, describe, and explain how various forms, methods, and styles in media artworks <b>manage audience experience</b> .	b. Identify, describe, and differentiate how various forms, methods, and styles in media artworks <b>manage audience experience</b> .	b. Identify, describe, and analyze how various forms, methods, and styles in media artworks <b>manage audience experience</b> .	b. Describe, compare, and analyze how various forms, methods, and styles in media artworks interact with personal preferences in influencing audience experience.	b. Compare, contrast, and analyze how various forms, methods, and styles in media artworks <b>manage audience experience</b> and create intention.	b. Analyze how a variety of media artworks <b>manage audience experience</b> and create intention through <b>multimodal perception</b> .	b. Analyze how a broad range of media artworks <b>manage audience experience</b> , create intention and persuasion through <b>multimodal perception</b> .	b. Survey an exemplary range of media artworks, analyzing methods for <b>managing audience experience</b> , creating intention and persuasion through <b>multimodal perception</b> , and <b>systemic communications</b> .

STATE DEPARTMENT OF EDUCATION  
NOVEMBER 30, 2015

Anchor Standard 8: Interpret intent and meaning in artistic work.													
Enduring Understanding: Interpretation and appreciation require consideration of the intent, form, and context of the media and artwork.													
Essential Question(s): How do people relate to and interpret media artworks?													
	Kindergarten	1 <sup>st</sup>	2 <sup>nd</sup>	3 <sup>rd</sup>	4 <sup>th</sup>	5 <sup>th</sup>	6 <sup>th</sup>	7 <sup>th</sup>	8 <sup>th</sup>	HS Proficient	HS Accomplished	HS Advanced	
	(MA:Re8.1.K)	(MA:Re8.1.1)	(MA:Re8.1.2)	(MA:Re8.1.3)	(MA:Re8.1.4)	(MA:Re8.1.5)	(MA:Re8.1.6)	(MA:Re8.1.7)	(MA:Re8.1.8)	(MA:Re8.1.I)	(MA:Re8.1.II)	(MA:Re8.1.III)	
Responding													Responding
Interpret	With guidance, share observations regarding a variety of media artworks.	With guidance, identify the <b>meanings</b> of a variety of media artworks.	Determine the purposes and <b>meanings</b> of media artworks, considering their <b>context</b> .	Determine the purposes and <b>meanings</b> of media artworks while describing their <b>context</b> .	Determine and explain reactions and interpretations to a variety of media artworks, considering their purpose and <b>context</b> .	Determine and compare personal and group interpretations of a variety of media artworks, considering their intention and <b>context</b> .	Analyze the intent of a variety of media artworks, using given criteria.	Analyze the intent and meaning of a variety of media artworks, using selfdeveloped criteria.	Analyze the intent and meanings of a variety of media artworks, focusing on intentions, forms, and various <b>contexts</b> .	Analyze the intent, meanings, and reception of a variety of media artworks, focusing on personal and cultural <b>contexts</b> .	Analyze the intent, meanings, and influence of a variety of media artworks, based on personal, societal, historical, and cultural <b>contexts</b> .	Analyze the intent, meanings and impacts of diverse media artworks, considering complex factors of <b>context</b> and bias.	Interpret
Anchor Standard 9: Apply criteria to evaluate artistic work.													
Enduring Understanding: Skillful evaluation and critique are critical components of experiencing, appreciating, and producing media artworks.													
Essential Question(s): How and why do media artists value and judge media artworks? When and how should we evaluate and critique media artworks to improve them?													
	Kindergarten	1 <sup>st</sup>	2 <sup>nd</sup>	3 <sup>rd</sup>	4 <sup>th</sup>	5 <sup>th</sup>	6 <sup>th</sup>	7 <sup>th</sup>	8 <sup>th</sup>	HS Proficient	HS Accomplished	HS Advanced	
	(MA:Re9.1.K)	(MA:Re9.1.1)	(MA:Re9.1.2)	(MA:Re9.1.3)	(MA:Re9.1.4)	(MA:Re9.1.5)	(MA:Re9.1.6)	(MA:Re9.1.7)	(MA:Re9.1.8)	(MA:Re9.1.HS.I)	(MA:Re9.1.HS.II)	(MA:Re9.1.HS.III)	
Responding													Responding
Evaluate	Share appealing qualities and possible changes in media artworks.	Identify the effective parts of and possible changes to media artworks, considering viewers.	Discuss the effectiveness of and improvements for media artworks, considering their <b>context</b> .	Identify basic criteria for and evaluate media artworks, considering possible improvements and <b>context</b> .	Identify and apply basic criteria for evaluating and improving media artworks and <b>production processes</b> , considering <b>context</b> .	Determine and apply criteria for evaluating media artworks and <b>production processes</b> , considering <b>context</b> , and practicing constructive feedback.	Determine and apply specific criteria to evaluate various media artworks and <b>production processes</b> , considering <b>context</b> and practicing constructive feedback.	Develop and apply criteria to evaluate various media artworks and <b>production processes</b> , considering <b>context</b> , and practicing constructive feedback.	Evaluate media art works and <b>production processes</b> with developed criteria, considering <b>context</b> and artistic goals.	Evaluate media art works and <b>production processes</b> at decisive stages, using identified criteria, and considering <b>context</b> and artistic goals.	Form and apply defensible evaluations in the constructive and systematic critique of media artworks and <b>production processes</b> .	Independently develop rigorous evaluations of, and strategically seek feedback for media artworks and <b>production processes</b> , considering complex goals and factors.	Evaluate

Media Arts													
Connecting	Anchor Standard 10: Synthesize and relate knowledge and personal experiences to make art. Enduring Understanding: Media artworks synthesize meaning and form cultural experience. Essential Question(s): How do we relate knowledge and experiences to understanding and making media artworks? How do we learn about and create meaning through producing media artworks?												Connecting
	Kindergarten (MA:Cn10.1.K)	1 <sup>st</sup> (MA:Cn10.1.1)	2 <sup>nd</sup> (MA:Cn10.1.2)	3 <sup>rd</sup> (MA:Cn10.1.3)	4 <sup>th</sup> (MA:Cn10.1.4)	5 <sup>th</sup> (MA:Cn10.1.5)	6 <sup>th</sup> (MA:Cn10.1.6)	7 <sup>th</sup> (MA:Cn10.1.7)	8 <sup>th</sup> (MA:Cn10.1.8)	HS Proficient (MA:Cn10.1.I)	HS Accomplished (MA:Cn10.1.II)	HS Advanced (MA:Cn10.1.III)	
Synthesize	a. Use personal experiences and choices in making media artworks.	a. Use personal experiences, interests, and models in creating media artworks.	a. Use personal experiences, interests, information, and models in creating media artworks.	a. Use personal and external resources, such as interests, information, and models, to create media artworks.	a. Examine and use personal and external resources, such as interests, research, and cultural understanding, to create media artworks.	a. Access and use internal and external resources to create media artworks, such as interests, knowledge, and experiences.	a. Access, evaluate, and use internal and external resources to create media artworks, such as knowledge, experiences, interests, and research.	a. Access, evaluate and use internal and external resources to inform the creation of media artworks, such as experiences, interests, research, and exemplary works.	a. Access, evaluate, and use internal and external resources to inform the creation of media artworks, such as cultural knowledge, research, and exemplary works.	a. Access, evaluate, and integrate personal and external resources to inform the creation of original media artworks, such as experiences, interests, and cultural experiences.	a. Synthesize internal and external resources to enhance the creation of persuasive media artworks, such as cultural connections, introspection, research, and exemplary works.	a. Independently and proactively access relevant and qualitative resources to inform the creation of cogent media artworks.	Synthesize
	b. Share memorable experiences of media artworks.	b. Share meaningful experiences of media artworks.	b. Discuss experiences of media artworks, describing their meaning and purpose.	b. Identify and show how media artworks form meanings, situations, and/or culture, such as popular media.	b. Examine and show how media artworks form meanings, situations, and/or cultural experiences, such as online spaces.	b. Examine and show how media artworks form meanings, situations, and cultural experiences, such as news and cultural events.	b. Explain and show how media artworks form new meanings, situations, and cultural experiences, such as historical events.	b. Explain and show how media artworks form new meanings and knowledge, situations, and cultural experiences, such as learning, and new information.	b. Explain and demonstrate how media artworks expand meaning and knowledge, and create cultural experiences, such as local and global events.	b. Explain and demonstrate the use of media artworks to expand meaning and knowledge, and create cultural experiences, such as learning and sharing through online environments.	b. Explain and demonstrate the use of media artworks to synthesize new meaning and knowledge, and reflect and form cultural experiences, such as new connections between themes and ideas, local and global networks, and personal influence.	b. Demonstrate and expound on the use of media artworks to consummate new meaning, knowledge, and impactful cultural experiences.	
nect	Anchor Standard 11: Relate artistic ideas and works with societal, cultural, and historical context to deepen understanding Enduring Understanding: Media artworks and ideas are better understood and produced by relating them to their purposes, values, and various contexts. Essential Question(s): How does media arts relate to its various contexts, purposes, and values? How does investigating these relationships inform and deepen the media artist's understanding and work?												nect

**STATE DEPARTMENT OF EDUCATION  
NOVEMBER 30, 2015**

	Kindergarten	1 <sup>st</sup>	2 <sup>nd</sup>	3 <sup>rd</sup>	4 <sup>th</sup>	5 <sup>th</sup>	6 <sup>th</sup>	7 <sup>th</sup>	8 <sup>th</sup>	HS Proficient	HS Accomplished	HS Advanced	
	(MA:Cn11.1.K)	(MA:Cn11.1.1)	(MA:Cn11.1.2)	(MA:Cn11.1.3)	(MA:Cn11.1.4)	(MA:Cn11.1.5)	(MA:Cn11.1.6)	(MA:Cn11.1.7)	(MA:Cn11.1.8)	(MA:Cn11.1.I)	(MA:Cn11.1.II)	(MA:Cn11.1.III)	
Relate	a. With guidance, share ideas in relating media artworks and everyday life, such as daily activities.	a. Discuss and describe media artworks in everyday life, such as popular media, and connections with family and friends.	a. Discuss how media artworks and ideas relate to everyday and cultural life, such as <b>media messages</b> and <b>media environments</b> .	a. Identify how media artworks and ideas relate to everyday and cultural life and can influence values and online behavior.	a. Explain verbally and/or in media artworks, how media artworks and ideas relate to everyday and cultural life, such as fantasy and reality, and technology use.	a. Research and show how media artworks and ideas relate to personal, social and community life, such as exploring commercial and information purposes, history, and <b>ethics</b> .	a. Research and show how media artworks and ideas relate to personal life, and social, community, and cultural situations, such as personal identity, history, and entertainment.	a. Research and demonstrate how media artworks and ideas relate to various situations, purposes and values, such as community, vocations, and social media.	a. Demonstrate and explain how media artworks and ideas relate to various <b>contexts</b> , purposes, and values, such as democracy, environment, and connecting people and places.	a. Demonstrate and explain how media artworks and ideas relate to various <b>contexts</b> , purposes, and values, such as social trends, power, equality, and personal/cultural identity.	a. Examine in depth and demonstrate the relationships of media arts ideas and works to various <b>contexts</b> , purposes, and values, such as <b>markets, systems</b> , propaganda, and truth.	a. Demonstrate the relationships of media arts ideas and works to personal and global <b>contexts</b> , purposes, and values, through relevant and impactful media artworks.	Relate
	b. With guidance, interact safely and appropriately with media arts tools and environments.	b. Interact appropriately with media arts tools and environments, considering <b>safety, rules, and fairness</b> .	b. Interact appropriately with media arts tools and environments, considering <b>safety, rules, and fairness</b> .	b. Examine and interact appropriately with media arts tools and environments, considering <b>safety, rules, and fairness</b> .	b. Examine and interact appropriately with media arts tools and environments, considering <b>ethics, rules, and fairness</b> .	b. Examine, discuss and interact appropriately with media arts tools and environments, considering <b>ethics, rules, and media literacy</b> .	b. Analyze and interact appropriately with media arts tools and environments, considering <b>fair use and copyright, ethics, and media literacy</b> .	b. Analyze and responsibly interact with media arts tools and environments, considering <b>copyright, ethics, media literacy, and social media</b> .	b. Analyze and responsibly interact with media arts tools, environments, <b>legal, and technological contexts</b> , considering <b>ethics, media literacy, social media, and virtual worlds</b> .	b. Critically evaluate and effectively interact with <b>legal, technological, systemic, and vocational contexts</b> of media arts, considering <b>ethics, media literacy, social media, virtual worlds, and digital identity</b> .	b. Critically investigate and ethically interact with <b>legal, technological, systemic, and vocational contexts</b> of media arts, considering <b>ethics, media literacy, digital identity, and artist/audience interactivity</b> .	b. Critically investigate and strategically interact with <b>legal, technological, systemic, and vocational contexts</b> of media arts.	

Copyright © 2015 Idaho Fine Arts Standards, with permission to adopt/adapt from State Education Agency Directors of Arts Education

<b>Music - Composition and/or Theory Strand</b>				
Creating	<b>Anchor Standard 1: Generate and conceptualize artistic ideas and work.</b> <b>Enduring Understanding: The creative ideas, concepts, and feelings that influence musicians' work emerge from a variety of sources.</b> <b>Essential Question(s): How do musicians generate creative ideas?</b>			Creating
	<b>Proficient</b>	<b>Accomplished</b>	<b>Advanced</b>	
Imagine	MU:Cr1.1.C.Ia Describe how sounds and short <b>musical ideas</b> can be used to represent personal experiences, <b>moods</b> , visual images, and/or <b>storylines</b> .	MU:Cr1.1.C.IIa Describe <i>and demonstrate</i> how sounds and <b>musical ideas</b> can be used to represent <b>sonic events</b> , <i>memories</i> , visual images, <i>concepts</i> , <i>texts</i> , or <b>storylines</b> .	MU:Cr1.1.C.IIIa Describe and demonstrate <i>multiple ways in which</i> sounds and <b>musical ideas</b> can be used to represent <i>extended</i> <b>sonic experiences</b> or <i>abstract ideas</i> .	Imagine
Creating	<b>Anchor Standard 2: Organize and develop artistic ideas and work.</b> <b>Enduring Understanding: Musicians' creative choices are influenced by their expertise, context, and expressive intent.</b> <b>Essential Question(s): How do musicians make creative decisions?</b>			Creating
	<b>Proficient</b>	<b>Accomplished</b>	<b>Advanced</b>	
Plan & Make	MU:Cr2.1.C.Ia Assemble and organize sounds or short <b>musical ideas</b> to <b>create</b> initial <b>expressions</b> of selected experiences, <b>moods</b> , images, or <b>storylines</b> .	MU:Cr2.1.C.IIa Assemble and organize multiple sounds or <b>musical ideas</b> to <b>create</b> initial expressive statements of selected <b>sonic events</b> , <i>memories</i> , images, <i>concepts</i> , <i>texts</i> , or <b>storylines</b> .	MU:Cr2.1.C.IIIa Assemble and organize multiple sounds or extended <b>musical ideas</b> to <b>create</b> initial expressive statements of selected <i>extended</i> <b>sonic experiences</b> or <i>abstract ideas</i> .	Plan & Make
	MU:Cr2.1.C.Ib Identify and describe the development of sounds or short <b>musical ideas</b> in drafts of music within <b>simple forms</b> (such as <b>onepart</b> , <b>cyclical</b> , or <b>binary</b> ).	MU:Cr2.1.C.IIb Describe and explain the development of sounds and <b>musical ideas</b> in drafts of music within a variety of <b>simple</b> or <b>moderately complex forms</b> (such as <b>binary</b> , <b>rondo</b> , or <b>ternary</b> ).	MU:Cr2.1.C.IIIb Analyze and demonstrate the development of sounds and extended <b>musical ideas</b> in drafts of music within a <i>variety of</i> <b>moderately complex</b> or <b>complex forms</b> .	
Creating	<b>Anchor Standard 3: Refine and complete artistic work.</b> <b>Enduring Understanding: Musicians evaluate, and refine their work through openness to new ideas, persistence, and the application of appropriate criteria.</b> <b>Essential Question(s): How do musicians improve the quality of their creative work?</b>			Creating
	<b>Proficient</b>	<b>Accomplished</b>	<b>Advanced</b>	
Evaluate & Refine	MU:Cr3.1.C.Ia Identify, describe, and apply <b>teacher-provided criteria</b> to assess and <b>refine</b> the <b>technical</b> and <b>expressive aspects</b> of evolving drafts leading to final versions.	MU:Cr3.1.C.IIa Identify, describe, and apply <i>selected</i> <b>teacher-provided</b> or <b>personally-developed criteria</b> to assess and <b>refine</b> the <b>technical</b> and <b>expressive aspects</b> of evolving drafts leading to final versions.	MU:Cr3.1.C.IIIa <i>Research</i> , identify, <i>explain</i> , and apply <b>personally-developed criteria</b> to assess and <b>refine</b> the <b>technical</b> and <b>expressive aspects</b> of evolving drafts leading to final versions.	Evaluate & Refine
Creating	<b>Enduring Understanding: Musicians' presentation of creative work is the culmination of a process of creation and communication</b> <b>Essential Question(s): When is creative work ready to share?</b>			Creating
	<b>Proficient</b>	<b>Accomplished</b>	<b>Advanced</b>	
Present	MU:Cr3.2.C.Ia <b>Share</b> music through the use of notation, <b>performance</b> , or technology, and demonstrate how the <b>elements of music</b> have been employed to realize <b>expressive intent</b> .	MU:Cr3.2.C.IIa <b>Share</b> music through the use of notation, <i>solo</i> or <i>group</i> <b>performance</b> , or technology, and demonstrate and <i>describe</i> how the <b>elements of music</b> and <b>compositional techniques</b> have been employed to realize <b>expressive intent</b> .	MU:Cr3.2.C.IIIa <b>Share</b> music through the use of notation, solo or group <b>performance</b> , or technology, and demonstrate <i>and explain</i> how the <b>elements of music</b> , <b>compositional techniques</b> and <i>processes</i> have been employed to realize <b>expressive intent</b> .	Present
	MU:Cr3.2.C.Ib Describe the given <b>context</b> and performance medium for presenting personal works, and how they impact the final <b>composition</b> and presentation.	MU:Cr3.2.C.IIb Describe the <i>selected</i> <b>contexts</b> and performance mediums for presenting personal works, and <i>explain why</i> they <i>successfully</i> impact the final <b>composition</b> and presentation.	MU:Cr3.2.C.IIIb Describe a <i>variety of possible</i> <b>contexts</b> and <i>mediums</i> for presenting personal works, and <i>explain and compare how each could impact the success of</i> the final <b>composition</b> and presentation.	

Music - Composition and/or Theory Strand				
Performing	Anchor Standard 4: Select, analyze, and interpret artistic work for presentation. Enduring Understanding: Performers' interest in and knowledge of musical works, understanding of their own technical skill, and the context for a performance influence the selection of repertoire. Essential Question(s): How do performers select repertoire?			Performing
	Proficient	Accomplished	Advanced	
Select	MU:Pr4.1.C.Ia Identify and select specific excerpts, passages, or <b>sections in musical works</b> that express a personal experience, <b>mood</b> , visual image, or <b>storyline</b> in simple <b>forms</b> (such as <b>one-part, cyclical, binary</b> ).	MU:Pr4.1.C.IIa Identify and select specific passages, <b>sections, or movements in musical works</b> that express personal experiences and interests, <b>moods</b> , visual images, concepts, texts, or <b>storylines</b> in <b>simple forms</b> (such as <b>binary, ternary, rondo</b> ) or <b>moderately complex forms</b> .	MU:Pr4.1.C.IIIa Identify and select specific <b>sections, movements, or entire works</b> that express personal experiences and interests, <b>moods</b> , visual images, concepts, texts, or <b>storylines</b> in <b>moderately complex</b> or <b>complex forms</b> .	Select
Performing	Enduring Understanding: Analyzing creators' context and how they manipulate elements of music provides insight into their intent and informs performance. Essential Question(s): How does understanding the structure and context of musical works inform performance?			Performing
	Proficient	Accomplished	Advanced	
Analyze	MU:Pr4.2.C.Ia <b>Analyze</b> how the <b>elements of music</b> (including <b>form</b> ) of selected works relate to <b>style</b> and <b>mood</b> , and explain the implications for rehearsal or <b>performance</b> .	MU:Pr4.2.C.IIa <b>Analyze</b> how the <b>elements of music</b> (including <b>form</b> ) of selected works relate to the <b>style, function, and context</b> , and explain the implications for rehearsal and <b>performance</b> .	MU:Pr4.2.C.IIIa <b>Analyze</b> how the <b>elements of music</b> (including <b>form</b> ), and <b>compositional techniques</b> of selected works relate to the <b>style, function, and context</b> , and explain and <i>support</i> the <b>analysis</b> and its implications for rehearsal and <b>performance</b> .	Analyze
Performing	Enduring Understanding: Performers make interpretive decisions based on their understanding of context and expressive intent. Essential Question(s): How do performers interpret musical works?			Performing
	Proficient	Accomplished	Advanced	
Interpret	MU:Pr4.3.C.Ia Develop <b>interpretations</b> of works based on an understanding of the use of <b>elements of music, style, and mood</b> , explaining how the interpretive choices reflect the creators' <b>intent</b> .	MU:Pr4.3.C.IIa Develop <b>interpretations</b> of works based on an understanding of the use of <b>elements of music, style, mood, function, and context</b> , explaining and <i>supporting</i> how the interpretive choices reflect the creators' <b>intent</b> .	MU:Pr4.3.C.IIIa Develop <b>interpretations</b> of works based on an understanding of the use of <b>elements of music (including form), compositional techniques, style, function, and context</b> , explaining and <i>justifying</i> how the interpretive choices reflect the creators' <b>intent</b> .	Interpret
Performing	Anchor Standard 5: Develop and refine artistic techniques and work for presentation. Enduring Understanding: To express their musical ideas, musicians analyze, evaluate, and refine their performance over time through openness to new ideas, persistence, and the application of appropriate criteria. Essential Question(s): How do musicians improve the quality of their performance?			Performing
	Proficient	Accomplished	Advanced	
Rehearse, Evaluate, and Refine	MU:Pr5.1.C.Ia Create rehearsal plans for works, identifying repetition and variation within the <b>form</b> .	MU:Pr5.1.C.IIa Create rehearsal plans for works, identifying the <b>form</b> , repetition and variation within the form, and the <b>style and historical or cultural context</b> of the work.	MU:Pr5.1.C.IIIa Create rehearsal plans for works, identifying the <b>form</b> , repetition and variation within the form, <b>compositional techniques</b> , and the <b>style and historical or cultural context</b> of the work.	Rehearse, Evaluate, and Refine
	MU:Pr5.1.C.Ib Using <b>established criteria</b> and feedback, identify the way(s) in which <b>performances</b> convey the <b>elements of music, style, and mood</b> .	MU:Pr5.1.C.IIb Using <b>established criteria</b> and feedback, identify the ways in which performances convey the <b>formal design, style, and historical/cultural context</b> of the works.	MU:Pr5.1.C.IIIb Using <b>established criteria</b> and feedback, identify the ways in which performances use <b>compositional techniques</b> and convey the <b>formal design, style, and historical/cultural context</b> of the works.	
	MU:Pr5.1.C.Ic Identify and implement strategies for improving the <b>technical and expressive aspects</b> of multiple works.	MU:Pr5.1.C.IIc Identify and implement strategies for improving the <b>technical and expressive aspects</b> of <i>varied</i> works.	MU:Pr5.1.C.IIIc Identify, <i>compare</i> , and implement strategies for improving the <b>technical and expressive aspects</b> of multiple <i>contrasting</i> works.	
Performing	Anchor Standard 6: Convey meaning through the presentation of artistic work. Enduring Understanding: Musicians judge performance based on criteria that vary across time, place, and cultures. The context and how a work is presented influence the audience response. Essential Question(s): When is a performance judged ready to present? How do context and the manner in which musical work is presented influence audience response?			Performing
	Proficient	Accomplished	Advanced	
Present	MU:Pr6.1.C.Ia Share live or recorded <b>performances</b> of works (both personal and others'), and explain how the <b>elements of music</b> are used to convey <b>intent</b> .	MU:Pr6.1.C.IIa Share live or recorded <b>performances</b> of works (both personal and others'), and explain how the <b>elements of music</b> and <b>compositional techniques</b> are used to convey <b>intent</b> .	MU:Pr6.1.C.IIIa Share live or recorded <b>performances</b> of works (both personal and others'), and explain and/or <i>demonstrate understanding</i> of how the <b>expressive intent</b> of the music is conveyed.	Present
	MU:Pr6.1.C.Ib Identify how <b>compositions</b> are appropriate for an audience or <b>context</b> , and how this will shape future compositions.	MU:Pr6.1.C.IIb <i>Explain</i> how <b>compositions</b> are appropriate for <i>both</i> audience and <b>context</b> , and how this will shape future compositions.	MU:Pr6.1.C.IIIb <i>Explain</i> how <b>compositions</b> are appropriate for a <i>variety of audiences and contexts</i> , and how this will shape future compositions.	



Music - Composition and/or Theory Strand				
Responding	Anchor Standard 7: Perceive and analyze artistic work Enduring Understanding: Individuals' selection of musical works is influenced by their interests, experiences, understandings, and purposes. Essential Question(s): How do individuals choose music to experience?			Responding
	Proficient	Accomplished	Advanced	
Select	MU:Re7.1.C.Ia Apply <b>teacher-provided criteria</b> to select music that expresses a personal experience, <b>mood</b> , visual image, or <b>storyline</b> in simple <b>forms</b> (such as <b>one-part, cyclical, binary</b> ), and describe the choices as models for <b>composition</b> .	MU:Re7.1.C.IIa Apply <b>teacher-provided or personally-developed criteria</b> to select music that expresses <i>personal experiences and interests</i> , <b>moods</b> , <i>visual images, concepts, texts</i> , or <b>storylines</b> in <b>simple or moderately complex forms</b> , and describe and <i>defend</i> the choices as models for <b>composition</b> .	MU:Re7.1.C.IIIa Apply <i>researched or personally developed criteria</i> to select music that expresses personal experiences and interests, visual images, concepts, texts, or <b>storylines</b> in <b>moderately complex or complex forms</b> , and describe and <i>justify</i> the choice as models for <b>composition</b> .	Select
Responding	Enduring Understanding: Response to music is informed by analyzing context (social, cultural, and historical) and how creators and performers manipulate the elements of music. Essential Question(s): How does understanding the structure and context of music inform a response?			Responding
	Proficient	Accomplished	Advanced	
Analyze	MU:Re7.2.C.Ia <b>Analyze</b> aurally the <b>elements of music</b> (including <b>form</b> ) of <b>musical works</b> , relating them to <b>style, mood</b> , and <b>context</b> , and describe how the <b>analysis</b> provides models for personal growth as <b>composer</b> , performer, and/or listener.	MU:Re7.2.C.IIa <b>Analyze</b> aurally <i>and/or by reading the scores of musical works</i> the <b>elements of music (including form)</b> , <b>compositional techniques and procedures</b> , relating them to <b>style, mood</b> , and <b>context</b> ; and <i>explain</i> how the <b>analysis</b> provides models for personal growth as <b>composer</b> , performer, and/or listener.	MU:Re7.2.C.IIIa <b>Analyze</b> aurally <i>and/or by reading the scores of musical works</i> the <b>elements of music (including form)</b> , <b>compositional techniques and procedures</b> , relating them to <i>aesthetic effectiveness</i> , <b>style, mood</b> , and <b>context</b> ; and <i>explain</i> how the <b>analysis</b> provides models for personal growth as <b>composer</b> , performer, and/or listener.	Analyze
Responding	Anchor Standard 8: Interpret intent and meaning in artistic work. Enduring Understanding: Through their use of elements and structures of music, creators and performers provide clues to their expressive intent. Essential Question(s): How do we discern the musical creators' and performers' expressive intent?			Responding
	Proficient	Accomplished	Advanced	
Interpret	MU:Re8.1.C.Ia Develop and explain <b>interpretations</b> of varied works, demonstrating an understanding of the composers' <b>intent</b> by citing <b>technical and expressive aspects</b> as well as the <b>style/gen</b> re of each work.	MU:Re8.1.C.IIa Develop and <i>support</i> <b>interpretations</b> of varied works, demonstrating an understanding of the composers' <b>intent</b> by citing <i>the use of elements of music (including form)</i> , <b>compositional techniques</b> , and the <b>style/gen</b> re and <b>context</b> of each work.	MU:Re8.1.C.IIIa Develop, <i>justify and defend</i> <b>interpretations</b> of varied works, demonstrating an understanding of the composers' <b>intent</b> by citing the use of <b>elements of music (including form)</b> , <b>compositional techniques</b> , and the <b>style/gen</b> re and <b>context</b> of each work.	Interpret
Responding	Anchor Standard 9: Apply criteria to evaluate artistic work. Enduring Understanding: The personal evaluation of musical work(s) and performance(s) is informed by analysis, interpretation, and established criteria. Essential Question(s): How do we judge the quality of musical work(s) and performance(s)?			Responding
	Proficient	Accomplished	Advanced	
Evaluate	MU:Re9.1.C.Ia Describe the effectiveness of the <b>technical and expressive aspects</b> of selected music and <b>performances</b> , demonstrating understanding of <b>fundamentals of music theory</b> .	MU:Re9.1.C.IIa <i>Explain</i> the effectiveness of the <b>technical and expressive aspects</b> of selected music and <b>performances</b> , demonstrating understanding of <b>music theory as well as compositional techniques and procedures</b> .	MU:Re9.1.C.IIIa Evaluate the effectiveness of the <b>technical and expressive aspects</b> of selected music and <b>performances</b> , demonstrating understanding of <i>theoretical concepts and complex compositional techniques and procedures</i> .	Evaluate
	MU:Re9.1.C.Ib Describe the way(s) in which critiquing others' work and receiving feedback from others can be applied in the personal creative process.	MU:Re9.1.C.IIb Describe ways in which critiquing others' work and receiving feedback from others <i>have been specifically</i> applied in the personal creative process.	MU:Re9.1.C.IIIb Describe <i>and evaluate</i> ways in which critiquing others' work and receiving feedback from others have been specifically applied in the personal creative process.	

<b>Music - Composition and/or Theory Strand</b>				
Connecting	<b>Anchor Standard 10: Synthesize and relate knowledge and personal experiences to make art.</b> <b>Enduring Understanding: Musicians connect their personal interests, experiences, ideas, and knowledge to creating, performing, and responding.</b> <b>Essential Question(s): How do musicians make meaningful connections to creating, performing, and responding?</b>			Connecting
	<b>Proficient</b> <b>MU:Cn10.0.C.Ia</b>	<b>Accomplished</b> <b>MU:Cn10.0.C.IIa</b>	<b>Advanced</b> <b>MU:Cn10.0.C.IIIa</b>	
	Demonstrate how interests, knowledge, and skills relate to personal choices and intent when creating, performing, and responding to music.	Demonstrate how interests, knowledge, and skills relate to personal choices and intent when creating, performing, and responding to music.	Demonstrate how interests, knowledge, and skills relate to personal choices and intent when creating, performing, and responding to music.	
Connecting	<b>Anchor Standard 11: Relate artistic ideas and works with societal, cultural, and historical context to deepen understanding</b> <b>Enduring Understanding: Understanding connections to varied contexts and daily life enhances musicians' creating, performing, and responding.</b> <b>Essential Question(s): How do the other arts, other disciplines, contexts, and daily life inform creating, performing, and responding to music?</b>			Connecting
	<b>Proficient</b> <b>MU:Cn11.0.C.Ia</b>	<b>Accomplished</b> <b>MU:Cn11.0.C.IIa</b>	<b>Advanced</b> <b>MU:Cn11.0.C.IIIa</b>	
	Demonstrate understanding of relationships between music and the other arts, other disciplines, varied contexts, and daily life.	Demonstrate understanding of relationships between music and the other arts, other disciplines, varied contexts, and daily life.	Demonstrate understanding of relationships between music and the other arts, other disciplines, varied contexts, and daily life.	

\*Green text indicates modifications by Music Executive Committee members

STATE DEPARTMENT OF EDUCATION  
NOVEMBER 30, 2015

Music - Harmonizing Instruments Strand (e.g. Guitar, Keyboard)						
Creating	<b>Anchor Standard 1: Generate and conceptualize artistic ideas and work.</b> <b>Enduring Understanding: The creative ideas, concepts, and feelings that influence musicians' work emerge from a variety of sources. Essential Question(s): How do musicians generate creative ideas?</b>					Creating
	Novice	Intermediate	Proficient	Accomplished	Advanced	
Imagine	MU:Cr1.1.H.5a Generate melodic, rhythmic, and harmonic ideas for simple <b>melodies</b> (such as two- <b>phrase</b> ) and chordal accompaniments for given melodies.	MU:Cr1.1.H.8a Generate melodic, rhythmic, and harmonic ideas for <b>melodies</b> (created over specified <b>chord progressions</b> or <b>AB / ABA forms</b> ) and two-to-three-chord accompaniments for given melodies.	MU:Cr1.1.H.1a Generate melodic, rhythmic, and harmonic ideas for <b>improvisations</b> , <b>compositions</b> (forms such as <b>theme and variation</b> or 12-bar blues), and three-or-more-chord accompaniments in a variety of patterns (such as arpeggio, country and gallop strumming, finger picking patterns).	MU:Cr1.1.H.1a Generate melodic, rhythmic, and harmonic ideas for <b>compositions</b> (forms such as rounded <b>binary</b> or <b>rondo</b> ), <b>improvisations</b> , accompaniment patterns in a variety of <b>styles</b> , and <b>harmonizations</b> for given <b>melodies</b> .	MU:Cr1.1.H.1a Generate melodic, rhythmic, and harmonic ideas for a collection of <b>compositions</b> (representing a variety of <b>forms</b> and <b>styles</b> ), <b>improvisations</b> in several different styles, and stylistically appropriate <b>harmonizations</b> for given <b>melodies</b> .	Imagine
Creating	<b>Anchor Standard 2: Organize and develop artistic ideas and work.</b> <b>Enduring Understanding: Musicians' creative choices are influenced by their expertise, context, and expressive intent. Essential Question(s): How do musicians make creative decisions?</b>					Creating
	Novice	Intermediate	Proficient	Accomplished	Advanced	
Plan & Make	MU:Cr2.1.H.5a Select, develop, and use <b>standard notation</b> or audio/video recording to document melodic, rhythmic, and harmonic ideas for drafts of simple <b>melodies</b> (such as two- <b>phrase</b> ) and chordal accompaniments for given melodies.	MU:Cr2.1.H.8a Select, develop, and use <b>standard notation</b> and audio/video recording to document melodic, rhythmic, and harmonic ideas for drafts of <b>melodies</b> (created over specified <b>chord progressions</b> or <b>AB / ABA forms</b> ) and two-to-three-chord accompaniments for given melodies.	MU:Cr2.1.H.1a Select, develop, and use <b>standard notation</b> and audio/video recording to document melodic, rhythmic, and harmonic ideas for drafts of <b>improvisations</b> , <b>compositions</b> (forms such as <b>theme and variation</b> or 12-bar blues), and three-or-more-chord accompaniments in a variety of patterns (such as arpeggio, country and gallop strumming, finger picking patterns).	MU:Cr2.1.H.1a Select, develop, and use <b>standard notation</b> and audio/video recording to document melodic, rhythmic, and harmonic ideas for drafts of <b>compositions</b> (forms such as rounded <b>binary</b> or <b>rondo</b> ), <b>improvisations</b> , accompaniment patterns in a variety of <b>styles</b> , and <b>harmonizations</b> for given <b>melodies</b> .	MU:Cr2.1.H.1a Select, develop, and use <b>standard notation</b> and audio/video recording to document melodic, rhythmic, and harmonic ideas for drafts of <b>compositions</b> (representing a variety of <b>forms</b> and <b>styles</b> ), <b>improvisations</b> in several different styles, and stylistically appropriate <b>harmonizations</b> for given <b>melodies</b> .	Plan & Make
Creating	<b>Anchor Standard 3: Refine and complete artistic work.</b> <b>Enduring Understanding: Musicians evaluate, and refine their work through openness to new ideas, persistence, and the application of appropriate criteria. Essential Question(s): How do musicians improve the quality of their creative work?</b>					Creating
	Novice	Intermediate	Proficient	Accomplished	Advanced	
Evaluate & Refine	MU:Cr3.1.H.5a Apply <b>teacher-provided criteria</b> to critique, improve, and <b>refine</b> drafts of simple <b>melodies</b> (such as two- <b>phrase</b> ) and chordal accompaniments for given melodies.	MU:Cr3.1.H.8a Apply <b>teacher-provided criteria</b> to critique, improve, and <b>refine</b> drafts of <b>melodies</b> (created over specified <b>chord progressions</b> or <b>AB / ABA forms</b> ) and two-to-three-chord accompaniments for given melodies.	MU:Cr3.1.H.1a Develop and apply <b>criteria</b> to critique, improve, and <b>refine</b> drafts of <b>improvisations</b> , <b>compositions</b> (forms such as <b>theme and variation</b> or 12-bar blues) and three-or-more-chord accompaniments in a variety of patterns (such as arpeggio, country and gallop strumming, finger picking patterns).	MU:Cr3.1.H.1a Develop and apply <b>criteria</b> to critique, improve, and <b>refine</b> drafts of <b>compositions</b> (forms such as rounded <b>binary</b> or <b>rondo</b> ), <b>improvisations</b> , accompaniment patterns in a variety of <b>styles</b> , and <b>harmonizations</b> for given <b>melodies</b> .	MU:Cr3.1.H.1a Develop and apply <b>criteria</b> to critique, improve, and <b>refine</b> drafts of <b>compositions</b> (representing a variety of <b>forms</b> and <b>styles</b> ), <b>improvisations</b> in a variety of <b>styles</b> , and stylistically appropriate <b>harmonizations</b> for given <b>melodies</b> .	Evaluate & Refine

STATE DEPARTMENT OF EDUCATION  
NOVEMBER 30, 2015

Creating	Enduring Understanding: Musicians' presentation of creative work is the culmination of a process of creation and communication Essential Question(s): When is creative work ready to share?					Creating
	Novice	Intermediate	Proficient	Accomplished	Advanced	
Present	MU:Cr3.2.H.5a <b>Share</b> final versions of simple <b>melodies</b> (such as two- <b>phrase</b> ) and chordal accompaniments for given melodies, demonstrating an understanding of how to develop and organize personal <b>musical ideas</b> .	MU:Cr3.2.H.8a <b>Share</b> final versions of <b>melodies</b> (created over specified <b>chord progressions</b> or <b>AB / ABA forms</b> ) and two-to-three -chord accompaniments for given melodies, demonstrating an understanding of how to develop and organize personal <b>musical ideas</b> .	MU:Cr3.2.H.1a <b>Perform</b> final versions of <b>improvisations</b> , <b>compositions</b> (forms such as <b>theme and variation</b> or 12-bar blues) , and three-or-more -chord accompaniments in a variety of patterns (such as arpeggio, country and gallop strumming, finger picking patterns ), demonstrating <b>technical skill</b> in applying principles of composition/improvisation and originality in developing and organizing <b>musical ideas</b> .	MU:Cr3.2.H.1a <b>Perform</b> final versions of <b>compositions</b> (forms such as rounded <b>binary</b> or <b>rondo</b> ), <b>improvisations</b> , accompaniment patterns in a variety of <b>styles</b> , and <b>harmonizations</b> for given <b>melodies</b> , demonstrating <b>technical skill</b> in applying principles of composition/improvisation and originality in developing and organizing <b>musical ideas</b> .	MU:Cr3.2.H.11a <b>Perform</b> final versions of a collection of <b>compositions</b> (representing a variety of <b>forms</b> and styles ), <b>improvisations</b> in several different <b>styles</b> , and <b>stylistically appropriate harmonizations</b> for given <b>melodies</b> , demonstrating <b>technical skill</b> in applying principles of composition/improvisation and originality in developing and organizing <b>musical ideas</b> .	Present

STATE DEPARTMENT OF EDUCATION  
NOVEMBER 30, 2015

Music - Harmonizing Instruments Strand						
Performing	Anchor Standard 4: Select, analyze, and interpret artistic work for presentation. Enduring Understanding: Performers' interest in and knowledge of musical works, understanding of their own technical skill, and the context for a performance influence the selection of repertoire. Essential Question(s): How do performers select repertoire?					Performing
	Novice	Intermediate	Proficient	Accomplished	Advanced	
Select	MU:Pr4.1.H.5a Describe and demonstrate how a varied <b>repertoire</b> of music that includes <b>melodies</b> , repertoire pieces, and chordal accompaniments is selected, based on personal interest, music reading skills, and <b>technical skill</b> , as well as the <b>context</b> of the <b>performances</b> .	MU:Pr4.1.H.8a Describe and demonstrate how a varied <b>repertoire</b> of music that includes <b>melodies</b> , repertoire pieces, and chordal accompaniments is selected, based on personal interest, music reading skills, and <b>technical skill</b> (citing <b>technical challenges that need to be addressed</b> ), as well as the <b>context</b> of the <b>performances</b> .	MU:Pr4.1.H.1a Explain the <b>criteria</b> used when selecting a varied <b>repertoire</b> of music for <i>individual or small group performances</i> that include <b>melodies</b> , repertoire pieces, <b>improvisations</b> , and chordal accompaniments <i>in a variety of patterns (such as arpeggio, country and gallop strumming, finger picking patterns)</i> .	MU:Pr4.1.H.1a Develop and apply <b>criteria</b> for selecting a varied <b>repertoire</b> of music for individual and small group <b>performances</b> that include <b>melodies</b> , repertoire pieces, <b>improvisations</b> , and chordal accompaniments <i>in a variety of styles</i> .	MU:Pr4.1.H.11a Develop and apply <b>criteria</b> for selecting a varied <b>repertoire</b> for a <b>program of music</b> for individual and small group <b>performances</b> that include <b>melodies</b> , repertoire pieces, <b>stylistically appropriate accompaniments</b> , and <b>improvisations</b> <i>in a variety of contrasting styles</i> .	Select
Performing	Enduring Understanding: Analyzing creators' context and how they manipulate elements of music provides insight into their intent and informs performance. Essential Question(s): How does understanding the structure and context of musical works inform performance?					Performing
	Novice	Intermediate	Proficient	Accomplished	Advanced	
Analyze	MU:Pr4.2.H.5a Identify prominent melodic and harmonic characteristics in a varied <b>repertoire</b> of music that includes <b>melodies</b> , repertoire pieces, and chordal accompaniments selected for <b>performance</b> , including at least some based on reading <b>standard notation</b> .	MU:Pr4.2.H.8a Identify prominent melodic, harmonic, and <b>structural</b> characteristics and <b>context</b> ( <i>social, cultural, or historical</i> ) in a varied <b>repertoire</b> of music that includes <b>melodies</b> , repertoire pieces, and chordal accompaniments selected for <b>performance</b> , including at least some based on reading <b>standard notation</b> .	MU:Pr4.2.H.1a Identify and describe important <b>theoretical</b> and <b>structural</b> characteristics and <b>context</b> ( <i>social, cultural, or historical</i> ) in a varied <b>repertoire</b> of music that includes <b>melodies</b> , repertoire pieces, <b>improvisations</b> , and chordal accompaniments <i>in a variety of patterns (such as arpeggio, country and gallop strumming, finger picking patterns)</i> .	MU:Pr4.2.H.1a Identify and describe important <b>theoretical</b> and <b>structural</b> characteristics and <b>context</b> ( <i>social, cultural, and historical</i> ) in a varied <b>repertoire</b> of music that includes <b>melodies</b> , repertoire pieces, <b>improvisations</b> , and chordal accompaniments <i>in a variety of styles</i> .	MU:Pr4.2.H.11a Identify and describe important <b>theoretical</b> and <b>structural</b> characteristics and <b>context</b> ( <i>social, cultural, and historical</i> ) in a varied <b>repertoire</b> of music selected for <b>performance programs</b> that includes <b>melodies</b> , repertoire pieces, <b>stylistically appropriate accompaniments</b> , and <b>improvisations</b> <i>in a variety of contrasting styles</i> .	Analyze
Performing	Enduring Understanding: Performers make interpretive decisions based on their understanding of context and expressive intent. Essential Question(s): How do performers interpret musical works?					Performing
	Novice	Intermediate	Proficient	Accomplished	Advanced	
Interpret	MU:Pr4.3.H.5a Demonstrate and describe in <b>interpretations</b> an understanding of the <b>context</b> and <b>expressive intent</b> in a varied <b>repertoire</b> of music selected for <b>performance</b> that includes <b>melodies</b> , repertoire pieces, and chordal accompaniments.	MU:Pr4.3.H.8a Demonstrate and describe in <b>interpretations</b> an understanding of the <b>context</b> ( <i>social, cultural, or historical</i> ) and <b>expressive intent</b> in a varied <b>repertoire</b> of music selected for <b>performance</b> that includes <b>melodies</b> , repertoire pieces, and chordal accompaniments.	MU:Pr4.3.H.1a Describe in <b>interpretations</b> the <b>context</b> ( <i>social, cultural, or historical</i> ) and <b>expressive intent</b> in a varied <b>repertoire</b> of music selected for <b>performance</b> that includes <b>melodies</b> , repertoire pieces, <b>improvisations</b> , and chordal accompaniments <i>in a variety of patterns (such as arpeggio, country and gallop strumming, finger picking patterns)</i> .	MU:Pr4.3.H.1a Explain in <b>interpretations</b> the <b>context</b> ( <i>social, cultural, and historical</i> ) and <b>expressive intent</b> in a varied <b>repertoire</b> of music selected for <b>performance</b> that includes <b>melodies</b> , repertoire pieces, <b>improvisations</b> , and chordal accompaniments <i>in a variety of styles</i> .	MU:Pr4.3.H.11a Explain and <i>present</i> <b>interpretations</b> that demonstrate and describe the <b>context</b> ( <i>social, cultural, and historical</i> ) and <i>an understanding of the creator's intent in repertoire for varied programs of music</i> that include <b>melodies</b> , repertoire pieces, <b>stylistically appropriate accompaniments</b> , and <b>improvisations</b> <i>in a variety of contrasting styles</i> .	Interpret

STATE DEPARTMENT OF EDUCATION  
NOVEMBER 30, 2015

Performing	<p><b>Anchor Standard 5: Develop and refine artistic techniques and work for presentation.</b>  <b>Enduring Understanding:</b> To express their musical ideas, musicians analyze, evaluate, and refine their performance over time through openness to new ideas, persistence, and the application of appropriate criteria.  <b>Essential Question(s):</b> How do musicians improve the quality of their performance?</p>					Performing
	Novice	Intermediate	Proficient	Accomplished	Advanced	
Rehearse, Evaluate, & Refine	<p>MU:Pr5.1.H.5a Apply <b>teacher-provided criteria</b> to critique individual <b>performances</b> of a varied <b>repertoire</b> of music that includes <b>melodies</b>, repertoire pieces, and chordal accompaniments selected for performance, and apply practice strategies to address performance challenges and <b>refine</b> the performances.</p>	<p>MU:Pr5.1.H.8a Apply <b>teacher-provided criteria</b> to critique individual <b>performances</b> of a varied <b>repertoire</b> of music that includes <b>melodies</b>, repertoire pieces, and chordal accompaniments selected for performance, and <b>identify</b> practice strategies to address performance challenges and <b>refine</b> the performances.</p>	<p>MU:Pr5.1.H.1a Develop and apply <b>criteria</b> to critique individual <b>and small group performances</b> of a varied <b>repertoire</b> of music that includes <b>melodies</b>, repertoire pieces, <b>improvisations</b>, and chordal accompaniments <i>in a variety of patterns (such as arpeggio, country and gallop strumming, finger picking patterns)</i>, and <b>create rehearsal strategies</b> to address performance challenges and <b>refine</b> the performances.</p>	<p>MU:Pr5.1.H.1a Develop and apply <b>criteria</b> to critique individual and small group <b>performances</b> of a varied <b>repertoire</b> of music that includes <b>melodies</b>, repertoire pieces, <b>improvisations</b>, and chordal accompaniments <i>in a variety of styles</i>, and create rehearsal strategies to address performance challenges and <b>refine</b> the performances.</p>	<p>MU:Pr5.1.H.1a Develop and apply <b>criteria</b>, including <i>feedback from multiple sources</i>, to critique varied <b>programs</b> of music <b>repertoire (melodies, repertoire pieces, stylistically appropriate accompaniments, improvisations in a variety of contrasting styles) selected for individual and small group performance, and create rehearsal strategies to address performance challenges and <b>refine</b> the performances.</b></p>	Rehearse, Evaluate, & Refine
Performing	<p><b>Anchor Standard 6: Convey meaning through the presentation of artistic work.</b>  <b>Enduring Understanding:</b> Musicians judge performance based on criteria that vary across time, place, and cultures. The context and how a work is presented influence the audience response.  <b>Essential Question(s):</b> When is a performance judged ready to present? How do context and the manner in which musical work is presented influence audience response?</p>					Performing
	Novice	Intermediate	Proficient	Accomplished	Advanced	
Present	<p>MU:Pr6.1.H.5a <b>Perform</b> with <b>expression</b> and <b>technical accuracy</b> in individual <b>performances</b> of a varied <b>repertoire</b> of music that includes <b>melodies</b>, repertoire pieces, and chordal accompaniments, demonstrating understanding of the audience and the <b>context</b>.</p>	<p>MU:Pr6.1.H.8a <b>Perform</b> with <b>expression</b> and <b>technical accuracy</b> in individual <b>performances</b> of a varied <b>repertoire</b> of music that includes <b>melodies</b>, repertoire pieces, and chordal accompaniments, demonstrating <i>sensitivity</i> to the audience and an <b>understanding of the context (social, cultural, or historical)</b>.</p>	<p>MU:Pr6.1.H.1a <b>Perform</b> with <b>expression</b> and <b>technical accuracy</b>, in individual and <i>small group performances</i>, a varied <b>repertoire</b> of music that includes <b>melodies</b>, repertoire pieces, <b>improvisations</b>, and chordal accompaniments <i>in a variety of patterns (such as arpeggio, country and gallop strumming, finger picking patterns)</i>, demonstrating sensitivity to the audience and an understanding of the <b>context (social, cultural, or historical)</b>.</p>	<p>MU:Pr6.1.H.1a <b>Perform</b> with <b>expression</b> and <b>technical accuracy</b>, in individual and small group <b>performances</b>, a varied <b>repertoire</b> of music that includes <b>melodies</b>, repertoire pieces, <b>improvisations</b>, and chordal accompaniments <i>in a variety of styles</i>, demonstrating sensitivity to the audience and an understanding of the <b>context (social, cultural, and historical)</b>.</p>	<p>MU:Pr6.1.H.1a <b>Perform</b> with <b>expression</b> and <b>technical accuracy</b>, in individual and small group <b>performances</b>, a varied <b>repertoire</b> for <b>programs</b> of music that includes <b>melodies</b>, repertoire pieces, <i>stylistically appropriate accompaniments</i>, and <b>improvisations in a variety of contrasting styles</b>, demonstrating sensitivity to the audience and an understanding of the <b>context (social, cultural, and historical)</b>.</p>	Present

STATE DEPARTMENT OF EDUCATION  
NOVEMBER 30, 2015

Music - Harmonizing Instruments Strand						
Responding	<b>Anchor Standard 7: Perceive and analyze artistic work</b> Enduring Understanding: Individuals' selection of musical works is influenced by their interests, experiences, understandings, and purposes. Essential Question(s): How do individuals choose music to experience?					Responding
	Novice		Intermediate		Proficient	
Select	MU:Re7.1.H.5a Demonstrate and describe reasons for selecting music, based on characteristics found in the music and <b>connections</b> to interest, <b>purpose</b> or personal experience.	MU:Re7.1.H.8a <i>Explain</i> reasons for selecting music <i>citing</i> characteristics found in the music and <b>connections</b> to interest, <b>purpose</b> , and context.	MU:Re7.1.H.1a Apply criteria to select music for a variety of purposes, justifying choices citing knowledge of the music and the specified <b>purpose</b> and <b>context</b> .	MU:Re7.1.H.1a Apply criteria to select music for a variety of purpose, justifying choices citing knowledge of music and specified <b>purpose</b> and <b>context</b> .	MU:Re6.1.H.11a Select, describe, and compare a variety of individual and small group musical <b>programs</b> from varied <b>cultures, genres, and historical periods</b> .	Select
Responding	<b>Enduring Understanding: Response to music is informed by analyzing context (social, cultural, and historical) and how creator(s) or performer(s) manipulate the elements of music. Essential</b> Question(s): How does understanding the structure and context of music inform a response?					Responding
	Novice		Intermediate		Proficient	
Analyze	MU:Re7.2.H.5a Demonstrate and explain, citing evidence, the use of repetition, similarities and contrasts in musical selections and how these and knowledge of the <b>context (social or cultural)</b> inform the response.	MU:Re7.2.H.8a <i>Describe</i> how <i>the way that the elements of music are manipulated</i> and knowledge of the <b>context (social and cultural)</b> inform the response.	MU:Re7.2.H.1a <i>Compare passages in musical selections</i> and explain how the <b>elements of music</b> and <b>context (social, cultural, or historical)</b> inform the response.	MU:Re7.2.H.1a <i>Explain</i> how the <b>analysis of the structures and context (social, cultural, and historical)</b> of <i>contrasting</i> musical selections inform the response.	MU:Re7.2.H.11a <i>Demonstrate and justify</i> how the <b>structural characteristics</b> function within a variety of musical selections, and distinguish how <b>context (social, cultural, and historical)</b> and <i>creative decisions</i> inform the response.	Analyze
Responding	<b>Anchor Standard 8: Interpret intent and meaning in artistic work.</b> Essential Understanding: Through their use of elements and structures of music, creators and performers provide clues to their expressive intent. Essential Question(s): How do we discern the musical creators' and performers' expressive intent?					Responding
	Novice		Intermediate		Proficient	
Interpret	MU:Re8.1.H.5a Identify <b>interpretations</b> of the <b>expressive intent</b> and meaning of musical selections, referring to the <b>elements of music, context (personal or social)</b> , and (when appropriate) the <b>setting of the text</b> .	MU:Re8.1.H.8a Identify <i>and support interpretations</i> of the <b>expressive intent</b> and meaning of musical selections, <i>citing as evidence the treatment of the elements of music, context, and (when appropriate) the setting of the text.</i>	MU:Re8.1.H.1a <i>Explain</i> and support <b>interpretations</b> of the <b>expressive intent</b> and meaning of musical selections, citing as evidence the treatment of the <b>elements of music, context (personal, social, and cultural)</b> , and (when appropriate) the <b>setting of the text, and outside sources</b> .	MU:Re8.1.H.1a <i>Explain</i> and support <b>interpretations</b> of the <b>expressive intent</b> and meaning of musical selections, citing as evidence the treatment of the <b>elements of music, context (personal, social, and cultural)</b> , and (when appropriate) the <b>setting of the text, and varied researched sources</b> .	MU:Re8.1.H.11a <i>Establish and justify interpretations</i> of the <b>expressive intent</b> and meaning of musical selections by comparing and synthesizing varied researched sources, <i>including reference to examples from other art forms</i> .	Interpret
Responding	<b>Anchor Standard 9: Apply criteria to evaluate artistic work.</b> Enduring Understanding: The personal evaluation of musical work(s) and performance(s) is informed by analysis, interpretation, and established criteria. Essential Question(s): How do we judge the quality of musical work(s) and performance(s)?					Responding
	Novice		Intermediate		Proficient	
Evaluate	MU:Re9.1.H.5a Identify and describe how interest, experiences, and <b>contexts (personal or social)</b> effect the evaluation of music.	MU:Re9.1.H.8a <i>Explain the influence of</i> experiences and <b>contexts (personal, social, or cultural)</b> on interest in and the evaluation of a <i>varied repertoire of music</i> .	MU:Re9.1.H.1a <i>Develop and apply teacher-provided and established criteria</i> based on <i>personal preference, analysis, and context (personal, social, and cultural)</i> to evaluate <i>individual and small group musical selections for listening</i> .	MU:Re9.1.H.1a Apply <b>personally-developed</b> and <b>established criteria</b> based on <i>research</i> , personal preference, <b>analysis, interpretation, expressive intent, and musical qualities</b> to evaluate <i>contrasting individual and small group musical selections for listening</i> .	MU:Re9.1.H.11a <i>Develop and justify</i> evaluations of a variety of individual and small group musical selections for listening based on <b>personally-developed</b> and <b>established criteria, personal decision making, and knowledge and understanding of context</b> .	Evaluate

Music - Harmonizing Instruments Strand						
Connecting	<b>Anchor Standard 10: Synthesize and relate knowledge and personal experiences to make art.</b> <b>Enduring Understanding: Musicians connect their personal interests, experiences, ideas, and knowledge to creating, performing, and responding.</b> <b>Essential Question(s): How do musicians make meaningful connections to creating, performing, and responding?</b>					Connecting
	<b>Novice</b> <b>Intermediate</b> <b>Proficient</b> <b>Accomplished</b> <b>Advanced</b>					
	MU:Cn10.H.5a Demonstrate how interests, knowledge, and skills relate to personal choices and intent when creating, performing, and responding to music.	MU:Cn10.H.8a Demonstrate how interests, knowledge, and skills relate to personal choices and intent when creating, performing, and responding to music.	MU:Cn10.H.1a Demonstrate how interests, knowledge, and skills relate to personal choices and intent when creating, performing, and responding to music.	MU:Cn10.H.1a Demonstrate how interests, knowledge, and skills relate to personal choices and intent when creating, performing, and responding to music.	MU:Cn10.H.1a Demonstrate how interests, knowledge, and skills relate to personal choices and intent when creating, performing, and responding to music.	
Connecting	<b>Anchor Standard 11: Relate artistic ideas and works with societal, cultural, and historical context to deepen understanding</b> <b>Enduring Understanding: Understanding connections to varied contexts and daily life enhances musicians' creating, performing, and responding.</b> <b>Essential Question(s): How do the other arts, other disciplines, contexts, and daily life inform creating, performing, and responding to music?</b>					Connecting
	<b>Novice</b> <b>Intermediate</b> <b>Proficient</b> <b>Accomplished</b> <b>Advanced</b>					
	MU:Cn11.H.5a Demonstrate how interests, knowledge, and skills relate to personal choices and intent when creating, performing, and responding to music.	MU:Cn11.H.8a Demonstrate how interests, knowledge, and skills relate to personal choices and intent when creating, performing, and responding to music.	MU:Cn11.H.1a Demonstrate how interests, knowledge, and skills relate to personal choices and intent when creating, performing, and responding to music.	MU:Cn11.H.1a Demonstrate how interests, knowledge, and skills relate to personal choices and intent when creating, performing, and responding to music.	MU:Cn11.H.1a Demonstrate how interests, knowledge, and skills relate to personal choices and intent when creating, performing, and responding to music.	

\*Green text indicates modifications by Music Executive Committee members



Music - Music Technology Strand				
Creating	Anchor Standard 1: Generate and conceptualize artistic ideas and work. Enduring Understanding: The creative ideas, concepts, and feelings that influence musicians' work emerge from a variety of sources. Essential Question(s): How do musicians generate creative ideas?			Creating
	HS Proficient	HS Accomplished	HS Advanced	
Imagine	MU:Cr1.1.T.Ia Generate melodic, rhythmic, and harmonic ideas for <b>compositions</b> or <b>improvisations</b> using <b>digital tools</b> .	MU:Cr1.1.T.IIa Generate melodic, rhythmic, and harmonic ideas for <b>compositions and improvisations</b> using <b>digital tools</b> and <b>resources</b> .	MU:Cr1.1.T.IIIa Generate melodic, rhythmic, and harmonic ideas for <b>compositions and improvisations</b> that incorporate <b>digital tools, resources, and systems</b> .	Imagine
Creating	Anchor Standard 2: Organize and develop artistic ideas and work. Enduring Understanding: Musicians' creative choices are influenced by their expertise, context, and expressive intent. Essential Question(s): How do musicians make creative decisions?			Creating
	HS Proficient	HS Accomplished	HS Advanced	
Plan & Make	MU:Cr2.1.T.Ia Select melodic, rhythmic, and harmonic ideas to develop into a larger work using <b>digital tools</b> and <b>resources</b> .	MU:Cr2.1.T.IIa Select melodic, rhythmic, and harmonic ideas to develop into a larger work <i>that exhibits <b>unity and variety</b></i> using <b>digital</b> and <b>analog tools</b> .	MU:Cr2.1.T.IIIa Select, develop, <i>and organize</i> multiple melodic, rhythmic and harmonic ideas to develop into a larger work that exhibits <b>unity, variety, complexity, and coherence</b> using <b>digital</b> and <b>analog tools, resources, and systems</b> .	Plan & Make
Creating	Anchor Standard 3: Refine and complete artistic work. Enduring Understanding: Musicians evaluate, and refine their work through openness to new ideas, persistence, and the application of appropriate criteria. Essential Question(s): How do musicians improve the quality of their creative work?			Creating
	HS Proficient	HS Accomplished	HS Advanced	
Evaluate & Refine	MU:Cr3.1.T.Ia Drawing on feedback from teachers and peers, develop and implement strategies to improve and <b>refine</b> the <b>technical</b> and <b>expressive aspects</b> of draft <b>compositions</b> and <b>improvisations</b> .	MU:Cr3.1.T.IIa <i>Develop and implement varied strategies to improve and <b>refine</b> the <b>technical</b> and <b>expressive aspects</b></i> of draft <b>compositions</b> and <b>improvisations</b> .	MU:Cr3.1.T.IIIa Develop and implement varied strategies <i>and apply appropriate <b>criteria</b></i> to improve and <b>refine</b> the <b>technical</b> and <b>expressive aspects</b> of draft <b>compositions</b> and <b>improvisations</b> .	Evaluate & Refine
Creating	Enduring Understanding: Musicians' presentation of creative work is the culmination of a process of creation and communication Essential Question(s): When is creative work ready to share?			Creating
	HS Proficient	HS Accomplished	HS Advanced	
Present	MU:Cr3.2.T.Ia <b>Share compositions</b> or <b>improvisations</b> that demonstrate a proficient level of musical and technological <b>craftsmanship</b> as well as the use of <b>digital tools</b> and <b>resources</b> in developing and organizing <b>musical ideas</b> .	MU:Cr3.2.T.IIa <b>Share compositions</b> and <b>improvisations</b> that demonstrate an <i>accomplished</i> level of musical and technological <b>craftsmanship</b> <i>as well as the use of <b>digital</b> and <b>analog tools</b> and <b>resources</b></i> in developing and organizing <b>musical ideas</b> .	MU:Cr3.2.T.IIIa <b>Share a portfolio of musical creations representing varied <b>styles</b> and <b>genres</b></b> that demonstrates an <i>advanced</i> level of musical and technological <b>craftsmanship</b> as well as the use of <b>digital</b> and <b>analog tools, resources and systems</b> in developing and organizing <b>musical ideas</b> .	Present

Music - Music Technology Strand					
Performing	Anchor Standard 4: Select, analyze, and interpret artistic work for presentation. Enduring Understanding: Performers' interest in and knowledge of musical works, understanding of their own technical skill, and the context for a performance influence Essential Question(s): How do performers select repertoire?			Performing	
	<table border="1"> <thead> <tr> <th>HS Proficient</th> <th>HS Accomplished</th> <th>HS Advanced</th> </tr> </thead> </table>				HS Proficient
HS Proficient	HS Accomplished	HS Advanced			
Select	MU:Pr4.1.T.Ia Develop and explain the <b>criteria</b> used for selecting a varied <b>repertoire</b> of music based on interest, music reading skills, and an understanding of the performer's <b>technical</b> and technological <b>skill</b> .	MU:Pr4.1.T.IIa Develop and apply <b>criteria</b> to select a varied <b>repertoire</b> to study and perform based on interest; an understanding of <b>theoretical</b> and <b>structural</b> characteristics of the music; and the performer's <b>technical skill</b> using <b>digital tools</b> and <b>resources</b> .	MU:Pr4.1.T.IIIa Develop and apply <b>criteria</b> to select varied <b>programs</b> to study and perform based on interest, an understanding of the <b>theoretical</b> and <b>structural</b> characteristics, as well as expressive challenges in the music, and the performer's <b>technical</b> skill using <b>digital tools</b> , <b>resources</b> , and <b>systems</b> .	Select	
Performing	Enduring Understanding: Analyzing creators' context and how they manipulate elements of music provides insight into their intent and informs performance. Essential Question(s): How does understanding the structure and context of musical works inform performance?			Performing	
	<table border="1"> <thead> <tr> <th>HS Proficient</th> <th>HS Accomplished</th> <th>HS Advanced</th> </tr> </thead> </table>				HS Proficient
HS Proficient	HS Accomplished	HS Advanced			
Analyze	MU:Pr4.2.T.Ia Describe how <b>context</b> , <b>structural</b> aspects of the music, and <b>digital</b> media/ <b>tools</b> inform prepared and improvised <b>performances</b> .	MU:Pr4.2.T.IIa Describe and demonstrate how <b>context</b> , <b>theoretical</b> and <b>structural</b> aspects of the music and <b>digital</b> media/ <b>tools</b> inform and influence prepared and improvised <b>performances</b> .	MU:Pr4.2.T.IIIa <i>Examine, evaluate and critique</i> how <b>context</b> , <b>theoretical</b> and <b>structural</b> aspects of the music and <b>digital</b> media/ <b>tools</b> inform and influence prepared and improvised <b>performances</b> .	Analyze	
Performing	Enduring Understanding: Performers make interpretive decisions based on their understanding of context and expressive intent. Essential Question(s): How do performers interpret musical works?			Performing	
	<table border="1"> <thead> <tr> <th>HS Proficient</th> <th>HS Accomplished</th> <th>HS Advanced</th> </tr> </thead> </table>				HS Proficient
HS Proficient	HS Accomplished	HS Advanced			
Interpret	MU:Pr4.3.T.Ia Demonstrate how understanding the <b>context</b> , expressive challenges, and use of <b>digital tools</b> in a varied <b>repertoire</b> of music influence prepared or improvised <b>performances</b> .	MU:Pr4.3.T.IIa Demonstrate how understanding the <b>style</b> , <b>genre</b> , <b>context</b> , and use of <b>digital tools</b> and <b>resources</b> in a varied <b>repertoire</b> of music influences prepared or improvised <b>performances</b> and performers' <b>ability</b> to connect with audiences.	MU:Pr4.3.T.IIIa Demonstrate how understanding the <b>style</b> , <b>genre</b> , <b>context</b> , and <i>integration</i> of digital technologies in a varied <b>repertoire</b> of music <i>informs</i> and influences prepared and improvised <b>performances</b> and <i>their ability</i> to connect with audiences.	Interpret	
Performing	Anchor Standard 5: Develop and refine artistic techniques and work for presentation. Enduring Understanding: To express their musical ideas, musicians analyze, evaluate, and refine their performance over time through openness to new ideas, persistence, Essential Question(s): How do musicians improve the quality of their performance?			Performing	
	<table border="1"> <thead> <tr> <th>HS Proficient</th> <th>HS Accomplished</th> <th>HS Advanced</th> </tr> </thead> </table>				HS Proficient
HS Proficient	HS Accomplished	HS Advanced			
Rehearse, Evaluate, & Refine	MU:Pr5.1.T.Ia Identify and implement rehearsal strategies to improve the <b>technical</b> and <b>expressive aspects</b> of prepared and improvised <b>performances</b> in a varied <b>repertoire</b> of music.	MU:Pr5.1.T.IIa <i>Develop and</i> implement rehearsal strategies to improve and <b>refine</b> the <b>technical</b> and <b>expressive aspects</b> of prepared and improvised <b>performances</b> in a varied <b>repertoire</b> of music.	MU:Pr5.1.T.IIIa <i>Apply appropriate criteria</i> as well as <i>feedback from multiple sources</i> and develop and implement <i>varied</i> strategies to improve and <b>refine</b> the <b>technical</b> and <b>expressive aspects</b> of prepared and improvised <b>performances</b> in <i>varied programs</i> of music.	Rehearse, Evaluate, & Refine	
Performing	Anchor Standard 6: Convey meaning through the presentation of artistic work. Enduring Understanding: Musicians judge performance based on criteria that vary across time, place, and cultures. Essential Question(s): When is a performance judged ready to present? How do context and the manner in which musical work is presented influence audience response?			Performing	
	<table border="1"> <thead> <tr> <th>HS Proficient</th> <th>HS Accomplished</th> <th>HS Advanced</th> </tr> </thead> </table>				HS Proficient
HS Proficient	HS Accomplished	HS Advanced			
Present	MU:Pr6.1.T.Ia Using <b>digital tools</b> , demonstrate attention to <b>technical accuracy</b> and <b>expressive qualities</b> in prepared and improvised <b>performances</b> of a varied <b>repertoire</b> of music.	MU:Pr6.1.T.IIa Using <b>digital tools</b> and <b>resources</b> , demonstrate <b>technical accuracy</b> and <b>expressive qualities</b> in prepared and improvised <b>performances</b> of a varied <b>repertoire</b> of music <i>representing diverse cultures, styles, and genres</i> .	MU:Pr6.1.T.IIIa <i>Integrating digital and analog tools and resources</i> , demonstrate an understanding and attention to <b>technical accuracy</b> and <b>expressive qualities</b> of the music in prepared and improvised <b>performances</b> of a varied <b>repertoire</b> of music <i>representing diverse cultures, styles, genres, and historical periods</i> .	Present	
	MU:Pr6.1.T.Ib Demonstrate an understanding of the <b>context</b> of music through prepared and improvised <b>performances</b> .	MU:Pr6.1.T.IIb <i>Demonstrate an understanding of the expressive intent</i> when connecting with an audience through prepared and improvised <b>performances</b> .	MU:Pr6.1.T.IIIb <i>Demonstrate an ability</i> to connect with audience members before, and engaging with and responding to them during prepared and improvised <b>performances</b> .		

Music - Music Technology Strand				
Responding	<b>Anchor Standard 7: Perceive and analyze artistic work</b> <b>Enduring Understanding: Individuals' selection of musical works is influenced by their interests, experiences, understandings, and purposes. Essential Question(s): How do individuals choose music to experience?</b>			Responding
	HS Proficient	HS Accomplished	HS Advanced	
Select	MU:Re7.1.T.Ia Cite reasons for choosing music based on the use of the <b>elements of music</b> , digital and electronic aspects, and <b>connections</b> to interest or <b>purpose</b> .	MU:Re7.1.T.IIa <i>Select and critique contrasting <b>musical works</b>, defending opinions based on manipulations of the <b>elements of music</b>, digital and electronic aspects, and the <b>purpose</b> and <b>context</b> of the works.</i>	MU:Re7.1.T.IIIa <i>Select, describe and compare a variety of musical selections based on characteristics and knowledge of the music, understanding of digital and electronic aspects, and the <b>purpose</b> and <b>context</b> of the works.</i>	Select
Responding	<b>Enduring Understanding: Individuals' selection of musical works is influenced by their interests, experiences, understandings, and purposes. Essential Question(s): How do individuals choose music to experience?</b>			Responding
	HS Proficient	HS Accomplished	HS Advanced	
Analyze	MU:Re7.2.T.Ia Explain how knowledge of the <b>structure</b> (repetition, similarities, contrasts), technological aspects, and <b>purpose</b> of the music informs the response.	MU:Re7.2.T.IIa Explain how an <b>analysis</b> of the <b>structure, context</b> , and technological aspects of the music informs the response.	MU:Re7.2.T.IIIa <i>Demonstrate and justify how an <b>analysis</b> of the <b>structural</b> characteristics, <b>context</b>, and <b>technological and creative decisions</b>, informs interest in and response to the music.</i>	Analyze
Responding	<b>Anchor Standard 8: Interpret intent and meaning in artistic work.</b> <b>Enduring Understanding: Through their use of elements and structures of music, creators and performers provide clues to their expressive intent. Essential Question(s): How do we discern the musical creators' and performers' expressive intent?</b>			Responding
	HS Proficient	HS Accomplished	HS Advanced	
Interpret	MU:Re8.1.T.Ia Explain and support an <b>interpretation</b> of the <b>expressive intent</b> of musical selections based on treatment of the <b>elements of music</b> , digital and electronic features, and <b>purpose</b> .	MU:Re8.1.T.IIa <i>Connect the influence of the treatment of the <b>elements of music</b>, digital and electronic features, <b>context, purpose</b>, and <i>other art forms</i> to the <b>expressive intent</b> of <b>musical works</b>.</i>	MU:Re8.1.T.IIIa <i>Examine, cite research and multiple sources to connect the influence of the treatment of the <b>elements of music</b>, digital and electronic features, <b>context, purpose</b>, and other art forms to the <b>expressive intent</b> of <b>musical works</b>.</i>	Interpret
Responding	<b>Anchor Standard 9: Apply criteria to evaluate artistic work.</b> <b>Enduring Understanding: The personal evaluation of musical work(s) and performance(s) is informed by analysis, interpretation, and established criteria. Essential Question(s): How do we judge the quality of musical work(s) and performance(s)?</b>			Responding
	HS Proficient	HS Accomplished	HS Advanced	
Evaluate	MU:Re9.1.T.Ia Evaluate music using <b>criteria</b> based on <b>analysis, interpretation</b> , digital and electronic features, and personal interests.	MU:Re9.1.T.IIa <i>Apply <b>criteria</b> to evaluate music based on <b>analysis, interpretation, artistic intent</b>, digital, electronic, and <i>analog</i> features, and <b>musical qualities</b>.</i>	MU:Re9.1.T.IIIa <i>Develop and justify the evaluation of a variety of music based on <b>established</b> and <b>personally-developed criteria</b>, digital, electronic and analog features, and <b>understanding of purpose</b> and <b>context</b>.</i>	Evaluate

Music - Music Technology Strand				
Connecting	<b>Anchor Standard 10: Synthesize and relate knowledge and personal experiences to make art.</b> <b>Enduring Understanding: Musicians connect their personal interests, experiences, ideas, and knowledge to creating, performing, and responding. Essential Question(s): How do musicians make meaningful connections to creating, performing, and responding?</b>			Connecting
	HS Proficient	HS Accomplished	HS Advanced	
Connecting	MU:Cn10.0.T.Ia Demonstrate how interests, knowledge, and skills relate to personal choices and intent when creating, performing, and responding to music.	MU:Cn10.0.T.IIa Demonstrate how interests, knowledge, and skills relate to personal choices and intent when creating, performing, and responding to music.	MU:Cn10.0.T.IIIa Demonstrate how interests, knowledge, and skills relate to personal choices and intent when creating, performing, and responding to music.	Connecting
Connecting	<b>Anchor Standard 11: Relate artistic ideas and works with societal, cultural, and historical context to deepen understanding</b> <b>Enduring Understanding: Understanding connections to varied contexts and daily life enhances musicians' creating, performing, and responding. Essential Question(s): How do the other arts, other disciplines, contexts, and daily life inform creating, performing, and responding to music?</b>			Connecting
	HS Proficient	HS Accomplished	HS Advanced	
Connecting	MU:Cn11.0.T.Ia Demonstrate understanding of relationships between music and the other arts, other disciplines, varied contexts, and daily life.	MU:Cn11.0.T.IIa Demonstrate understanding of relationships between music and the other arts, other disciplines, varied contexts, and daily life.	MU:Cn11.0.T.IIIa Demonstrate understanding of relationships between music and the other arts, other disciplines, varied contexts, and daily life.	Connecting

Music (General Music, Music Appreciation, Music History)											
Creating	Anchor Standard 1: Generate and conceptualize artistic ideas and work. Enduring Understanding: The creative ideas, concepts, and feelings that influence musicians' work emerge from a variety of sources. Essential Question(s): How do musicians generate creative ideas?										Creating
	Kindergarten (MU:Cr1.1.K)	1st (MU:Cr1.1.1)	2nd (MU:Cr1.1.2)	3rd (MU:Cr1.1.3)	4th (MU:Cr1.1.4)	5th (MU:Cr1.1.5)	6th (MU:Cr1.1.6)	Novice (MU:Cr1.1.7)	Proficient (MU:Cr1.1.8)		
Imagine	a With <b>guidance, explore</b> and experience <b>music concepts</b> (such as <b>beat and melodic contour</b> ).	a With limited <b>guidance, create musical ideas</b> (such as answering a musical question) for a specific <b>purpose</b> .	a <b>Improvise rhythmic and melodic patterns and musical ideas</b> for a specific <b>purpose</b> .	a Improvise rhythmic and melodic ideas, and describe <b>connection and context</b> (such as <b>personal and social</b> ).	a Improvise rhythmic, melodic, and <b>harmonic</b> ideas, and explain <b>connection</b> to specific <b>purpose and context</b> (such as <b>social and cultural</b> ).	a Improvise rhythmic, melodic, and <b>harmonic</b> ideas, and explain <b>connection</b> to specific <b>purpose and context</b> (such as <b>social, cultural, and historical</b> ).	a Generate simple rhythmic, melodic, and <b>harmonic phrases</b> within <b>AB and ABA forms</b> that convey <b>expressive intent</b> .	a Generate rhythmic, melodic, and <b>harmonic phrases</b> and <b>variations over harmonic accompaniments</b> within <b>AB, ABA, or theme and variation forms</b> that convey <b>expressive intent</b> .	a Generate rhythmic, melodic and <b>harmonic phrases and harmonic accompaniments</b> within <b>expanded forms</b> (including <b>introductions, transitions, and codas</b> ) that convey <b>expressive intent</b> .		Imagine
	b With <b>guidance, generate musical ideas</b> (such as <b>movements or motives</b> ).	b With limited <b>guidance, generate musical ideas in multiple tonalities</b> (such as <b>major and minor</b> ) and <b>meters</b> (such as <b>duple and triple</b> ).	b Generate <b>musical patterns and ideas within the context of a given tonality</b> (such as <b>major and minor</b> ) and <b>meter</b> (such as <b>duple and triple</b> ).	b Generate <b>musical ideas</b> (such as <b>rhythms and melodies</b> ) within a given <b>tonality and/or meter</b> .	b Generate <b>musical ideas</b> (such as <b>rhythms, melodies, and simple accompaniment patterns</b> ) within <b>related tonalities</b> (such as <b>major and minor</b> ) and <b>meters</b> .	b Generate <b>musical ideas</b> (such as <b>rhythms, melodies, and accompaniment patterns</b> ) within specific related <b>tonalities, meters, and simple chord changes</b> .					

STATE DEPARTMENT OF EDUCATION  
NOVEMBER 30, 2015

Creating	Anchor Standard 3: Refine and complete artistic work. Enduring Understanding: Musicians evaluate, and refine their work through openness to new ideas, persistence, and the application of appropriate criteria. Essential Question(s): How do musicians improve the quality of their creative work?										Creating
	Kindergarten (MU:Cr2.1.K)	1st (MU:Cr2.1.1)	2nd (MU:Cr2.1.2)	3rd (MU:Cr2.1.3)	4th (MU:Cr2.1.4)	5th (MU:Cr2.1.5)	6th (MU:Cr2.1.6)	Novice (MU:Cr2.1.7)	Proficient (MU:Cr2.1.8)		
Plan & Make	a With <b>guidance, demonstrate</b> and choose favorite <b>musical ideas</b> .	a With <b>limited guidance, demonstrate</b> and discuss personal reasons for selecting <b>musical ideas</b> that represent <b>expressive intent</b> .	a <b>Demonstrate</b> and explain personal reasons for selecting <b>patterns and ideas</b> for music that represent <b>expressive intent</b> .	a <b>Demonstrate</b> selected <b>musical ideas</b> for a simple <b>improvisation</b> or <b>composition</b> to express <b>intent</b> , and describe <b>connection</b> to a specific <b>purpose</b> and <b>context</b> .	a <b>Demonstrate</b> selected and organized <b>musical ideas</b> for an <b>improvisation, arrangement, or composition</b> to express <b>intent</b> , and explain <b>connection to purpose</b> and <b>context</b> .	a <b>Demonstrate</b> selected and developed <b>musical ideas</b> for <b>improvisations, arrangements , or compositions</b> to express <b>intent</b> , and explain <b>connection to purpose</b> and <b>context</b> .	a Select, organize, construct, and document personal <b>musical ideas</b> for <b>arrangements and compositions</b> within <b>AB</b> or <b>ABA form</b> that <b>demonstrate</b> an effective beginning, middle, and ending, and convey <b>expressive intent</b> .	a Select, organize, develop and document personal <b>musical ideas</b> for <b>arrangements , songs, and compositions within AB, ABA, or theme and variation forms that demonstrate unity and variety and convey expressive intent</b> .	a Select, organize, and document personal <b>musical ideas</b> for <b>arrangements, songs, and compositions within expanded forms that demonstrate tension and release , unity and variety, balance, and convey expressive intent</b> .		
	a With <b>guidance, organize</b> personal <b>musical ideas</b> using <b>iconic notation</b> and/or recording technology.	b With <b>limited guidance, use iconic or standard notation</b> and/or recording technology to document and organize personal <b>musical ideas</b> .	b Use <b>iconic</b> or <b>standard</b> notation and/or recording technology to <b>combine, sequence, and document</b> personal <b>musical ideas</b> .	b Use <b>standard</b> and/or <b>iconic notation</b> and/or recording technology to document personal <b>rhythmic and melodic musical ideas</b> .	b Use <b>standard</b> and/or <b>iconic notation</b> and/or recording technology to document personal <b>rhythmic, melodic, and simple harmonic musical ideas</b> .	b Use <b>standard</b> and/or <b>iconic notation</b> and/or recording technology to document personal <b>rhythmic, melodic, and twochord harmonic musical ideas</b> .	b Use <b>standard</b> and/or <b>iconic notation</b> and/or audio/ video recording to document personal simple rhythmic <b>phrases, melodic phrases , and twochord harmonic musical ideas</b> .	b Use <b>standard</b> and/or <b>iconic notation</b> and/or audio/ video recording to document personal simple rhythmic <b>phrases, melodic phrases, and harmonic sequences</b> .	b Use <b>standard</b> and/or <b>iconic notation</b> and/or audio/ video recording to document personal rhythmic <b>phrases, melodic phrases, and harmonic sequences</b> .		
Evaluate & Refine	Anchor Standard 3: Refine and complete artistic work. Enduring Understanding: Musicians evaluate, and refine their work through openness to new ideas, persistence, and the application of appropriate criteria. Essential Question(s): How do musicians improve the quality of their creative work?										Evaluate & Refine
	Kindergarten (MU:Cr3.1.K)	1st (MU:Cr3.1.1)	2nd (MU:Cr3.1.2)	3rd (MU:Cr3.1.3)	4th (MU:Cr3.1.4)	5th (MU:Cr3.1.5)	6th (MU:Cr3.1.6)	Novice (MU:Cr3.1.7)	Proficient (MU:Cr3.1.8)		
	a - With <b>guidance, apply</b> personal, peer, and teacher feedback in <b>refining</b> personal <b>musical ideas</b> .	a With <b>limited guidance, discuss and apply</b> personal, peer, and teacher feedback to <b>refine</b> personal <b>musical ideas</b> .	a <b>Interpret</b> and apply personal, peer, and teacher feedback to <b>revise</b> personal music .	a <b>Evaluate, refine , and document</b> revisions to personal <b>musical ideas</b> , applying <b>teacher provided and collaboratively developed criteria</b> and feedback.	a Evaluate, <b>refine</b> , and document revisions to personal <b>music</b> , applying <b>teacher-provided and collaboratively developed criteria</b> and feedback to show improvement over time.	a Evaluate, <b>refine</b> , and document revisions to personal music, applying <b>teacher-provided and collaboratively developed criteria</b> and feedback, and explain rationale for changes.	a Evaluate their own work, applying <b>teacher-provided criteria</b> such as <b>application of selected elements of music, and use of sound sources</b> .	a Evaluate their own work, applying selected <b>criteria</b> such as <b>appropriate application of elements of music including style , form , and use of sound sources</b> .	a Evaluate their own work by selecting and applying <b>criteria</b> including <b>appropriate application of compositional techniques , style, form, and use of sound sources</b> .		

STATE DEPARTMENT OF EDUCATION  
NOVEMBER 30, 2015

											Describe the rationale for making revisions to the music based on evaluation <b>criteria</b> and feedback from their teacher.	Describe the rationale for making revisions to the music based on evaluation <b>criteria</b> and feedback from others (teacher <i>and peers</i> ).	Describe the rationale for <b>refining</b> works by explaining the choices, based on evaluation <b>criteria</b> .
Creating	Enduring Understanding: Musicians' presentation of creative work is the culmination of a process of creation and communication Essential											Creating	
	Question(s): When is creative work ready to share?												
	Kindergarten (MU:Cr3.2.K)	1 <sup>st</sup> (MU:Cr3.2.1)	2 <sup>nd</sup> (MU:Cr3.2.2)	3 <sup>rd</sup> (MU:Cr3.2.3)	4 <sup>th</sup> (MU:Cr3.2.4)	5 <sup>th</sup> (MU:Cr3.2.5)	6 <sup>th</sup> (MU:Cr3.2.6)	Novice (MU:Cr3.2.7)	Proficient (MU:Cr3.2.8)				
Present	a With <b>guidance</b> , <b>demonstrate</b> a final version of personal <b>musical ideas</b> to peers.	a With limited <b>guidance</b> , convey <b>expressive intent</b> for a specific <b>purpose</b> by <b>presenting</b> a final version of personal <b>musical ideas</b> to peers <i>or informal audience</i> .	a Convey <b>expressive intent</b> for a specific <b>purpose</b> by <b>presenting</b> a final version of personal <b>musical ideas</b> to peers <i>or informal audience</i> .	a <b>Present</b> the final version of personal created music to others, <i>and describe connection to expressive intent</i> .	a <b>Present</b> the final version of personal created music to others, and <i>explain connection to expressive intent</i> .	a <b>Present</b> the final version of personal created music to others <i>that demonstrates craftsmanship</i> , and explain <b>connection to expressive intent</b> .	a <b>Present</b> the final version of their documented personal <b>composition</b> or <b>arrangement</b> , using <b>craftsmanship</b> and originality to demonstrate an effective beginning, middle, and ending, and convey <b>expressive intent</b> .	a <b>Present</b> the final version of their documented personal <b>composition</b> , song, or <b>arrangement</b> , using <b>craftsmanship</b> and originality to demonstrate <b>unity and variety</b> , and convey <b>expressive intent</b> .	a <b>Present</b> the final version of their documented personal <b>composition</b> , song, or <b>arrangement</b> , using <b>craftsmanship</b> and originality to demonstrate the application of <b>compositional techniques</b> for creating <b>unity and variety, tension and release</b> , and <b>balance</b> to convey <b>expressive intent</b> .				

STATE DEPARTMENT OF EDUCATION  
NOVEMBER 30, 2015

Music											
Performing	Anchor Standard 4: Select, analyze, and interpret artistic work for presentation. Enduring Understanding: Performers' interest in and knowledge of musical works, understanding of their own technical skill, and the context for a performance influence the selection of repertoire. Essential Question(s): How do performers select repertoire?										Performing
	Pre K (MU:Pr4.1.PK)	Kindergarten (MU:Pr4.1.K)	1st (MU:Pr4.1.1)	2nd (MU:Pr4.1.2)	3rd (MU:Pr4.1.3)	4th (MU:Pr4.1.4)	5th (MU:Pr4.1.5)	6th (MU:Pr4.1.6)	Novice (MU:Pr4.1.7)	Proficient (MU:Pr4.1.8)	
Select		a With <b>guidance, demonstrate</b> and state personal interest in varied musical selections.	a With limited <b>guidance, demonstrate</b> and discuss personal interest in, knowledge about, and <b>purpose</b> of varied musical selections.	a <b>Demonstrate</b> and explain personal interest in, knowledge about, and <b>purpose</b> of varied musical selections.	a <b>Demonstrate</b> and explain how the selection of music to <b>perform</b> is influenced by personal interest, knowledge, <b>context</b> , and <b>technical skill</b> .	a <b>Demonstrate</b> and explain how the selection of music to <b>perform</b> is influenced by personal interest, knowledge, and <b>context</b> , as well as their personal and others' <b>technical skill</b> .	a <b>Demonstrate</b> and explain how the selection of music to <b>perform</b> is influenced by personal interest, knowledge, and <b>context</b> , and explain why each was chosen.	a Apply <b>teacherprovided criteria</b> for selecting music to <b>perform</b> for a specific <b>purpose</b> and/or <b>context</b> , and explain why each was chosen.	a Apply <b>collaborativelydeveloped criteria</b> for selecting music of <b>contrasting styles for a program</b> with a specific <b>purpose</b> and/or <b>context</b> and, after discussion, identify <b>expressive qualities, technical challenges</b> , and reasons for choices.	a Apply <b>personallydeveloped criteria</b> for selecting music of <b>contrasting styles for a program</b> with a specific <b>purpose</b> and/or <b>context</b> , and explain <b>expressive qualities, technical challenges</b> , and reasons for choices.	Select
Performing	Enduring Understanding: Analyzing creators' context and how they manipulate elements of music provides insight into their intent and informs performance. Essential Question(s): How does understanding the structure and context of musical works inform performance?										Performing
	Kindergarten (MU:Pr4.2.K)	1st (MU:Pr4.2.1)	2nd (MU:Pr4.2.2)	3rd (MU:Pr4.2.3)	4th (MU:Pr4.2.4)	5th (MU:Pr4.2.5)	6th (MU:Pr4.2.6)	Novice (MU:Pr4.2.7)	Proficient (MU:Pr4.2.8)		
Analyze		a With <b>guidance, explore</b> and <b>demonstrate</b> awareness of music <b>contrasts</b> (such as high/low, loud/soft, same/different) in a variety of music selected for <b>performance</b> .	a With limited <b>guidance, demonstrate</b> knowledge of music <b>concepts</b> (such as <b>beat and melodic contour</b> ) in music from a variety of <b>cultures</b> selected for <b>performance</b> .	a <b>Demonstrate</b> knowledge of music <b>concepts</b> (such as <b>tonality and meter</b> ) in music from a variety of <b>cultures</b> selected for <b>performance</b> .	a <b>Demonstrate</b> understanding of the <b>structure</b> in music selected for <b>performance</b> .	a <b>Demonstrate</b> understanding of the <b>structure</b> and the <b>elements of music</b> (such as <b>rhythm, pitch, and form</b> ) in music selected for <b>performance</b> .	a <b>Demonstrate</b> understanding of the <b>structure</b> and the <b>elements of music</b> (such as <b>rhythm, pitch, form, and harmony</b> ) in music selected for <b>performance</b> .	a Explain how understanding the <b>structure</b> and the <b>elements of music</b> are used in music selected for <b>performance</b> .	a Explain and <b>demonstrate</b> the <b>structure</b> of <b>contrasting pieces of music</b> selected for <b>performance</b> and how <b>elements of music</b> are used.	a <b>Compare</b> the <b>structure</b> of contrasting pieces of music selected for <b>performance</b> , explaining how the <b>elements of music</b> are used in each.	Analyze
			b When analyzing selected music, read and perform <b>rhythmic patterns</b> using <b>iconic</b> or <b>standard notation</b> .	b When analyzing selected music, read and perform <b>rhythmic and melodic patterns</b> using <b>iconic</b> or <b>standard notation</b> .	b When analyzing selected music, read and perform <b>rhythmic patterns</b> and <b>melodic phrases</b> using <b>iconic</b> and <b>standard notation</b> .	b When analyzing selected music, read and perform using <b>iconic</b> and/or <b>standard notation</b> .	b When analyzing selected music, read and perform using <b>standard notation</b> .	b When analyzing selected music, read and identify by name or function standard symbols for <b>rhythm, pitch, articulation, and dynamics</b> .	b When analyzing selected music, read and identify by name or function standard symbols for <b>rhythm, pitch, articulation, dynamics, tempo, and form</b> .	b When analyzing selected music, <b>sightread</b> in <b>treble or bass clef simple rhythmic, melodic, and/or harmonic notation</b> .	

STATE DEPARTMENT OF EDUCATION  
NOVEMBER 30, 2015

				c Describe how <b>context</b> (such as <b>personal</b> and <b>social</b> ) can inform a <b>performance</b> .	c <i>Explain</i> how <b>context</b> (such as <b>social</b> and <b>cultural</b> ) informs a <b>performance</b> .	c Explain how <b>context</b> (such as <b>social, cultural,</b> and <b>historical</b> ) informs <b>performances</b> .	c Identify how <b>cultural</b> and <b>historical context</b> inform <b>performances</b> .	c Identify how <b>cultural</b> and <b>historical context</b> inform <b>performances</b> and result in <i>different musical interpretations</i> .	c Identify how <b>cultural</b> and <b>historical context</b> inform <b>performances</b> and result in <i>different musical effects</i> .		
Performing	Enduring Understanding: Performers make interpretive decisions based on their understanding of context and expressive intent. Essential Question(s): How do performers interpret musical works?										Performing
	Kindergarten (MU:Pr4.3.K)	1st (MU:Pr4.3.1)	2nd (MU:Pr4.3.2)	3rd (MU:Pr4.3.3)	4th (MU:Pr4.3.4)	5th (MU:Pr4.3.5)	6th (MU:Pr4.3.6)	Novice (MU:Pr4.3.7)	Proficient (MU:Pr4.3.8)		
Interpret	a With <b>guidance, demonstrate awareness of expressive qualities</b> (such as voice quality, <b>dynamics,</b> and <b>tempo</b> ) that support the <b>creators' expressive intent</b> .	a <b>Demonstrate and describe</b> music's <b>expressive qualities</b> (such as <b>dynamics</b> and <b>tempo</b> ).	a <b>Demonstrate understanding of expressive qualities</b> (such as <b>dynamics</b> and <b>tempo</b> ) and how <b>creators use them to convey expressive intent</b> .	a <b>Demonstrate and describe</b> how <b>intent</b> is conveyed through <b>expressive qualities</b> (such as <b>dynamics</b> and <b>tempo</b> ).	a <b>Demonstrate and explain</b> how <b>intent</b> is conveyed through <b>interpretive decisions</b> and <b>expressive qualities</b> (such as <b>dynamics, tempo, timbre,</b> and <b>timbre</b> ).	a <b>Demonstrate</b> and explain how <b>intent</b> is conveyed through <b>interpretive decisions</b> and <b>expressive qualities</b> (such as <b>dynamics, tempo, timbre, and articulation/style</b> ).	a <b>Perform</b> a selected piece of music demonstrating how their <b>interpretations</b> of the <b>elements of music</b> and the <b>expressive qualities</b> (such as <b>dynamics, tempo, timbre, articulation/style,</b> and <b>phrasing</b> ) convey <b>intent</b> .	a <b>Perform contrasting pieces</b> of music demonstrating their <b>interpretations</b> of the <b>elements of music</b> and <b>expressive qualities</b> (such as <b>dynamics, tempo, timbre, articulation/style,</b> and <b>phrasing</b> ) convey <b>intent</b> .	a <b>Perform contrasting pieces</b> of music, demonstrating as well as explaining how the music's <b>intent</b> is conveyed by their <b>interpretations</b> of the <b>elements of music</b> and <b>expressive qualities</b> (such as <b>dynamics, tempo, timbre, articulation/style,</b> and <b>phrasing</b> ).		Interpret



STATE DEPARTMENT OF EDUCATION  
NOVEMBER 30, 2015

Performing		Anchor Standard 5: Develop and refine artistic techniques and work for presentation. Enduring Understanding: To express their musical ideas, musicians analyze, evaluate, and refine their performance over time through openness to new ideas, persistence, and the application of appropriate criteria. Essential Question(s): How do musicians improve the quality of their performance?										Performing	
		Kindergarten (MU:Pr5.1.K)	1st (MU:Pr5.1.1)	2nd (MU:Pr5.1.2)	3rd (MU:Pr5.1.3)	4th (MU:Pr5.1.4)	5th (MU:Pr5.1.5)	6th (MU:Pr5.1.6)	Novice (MU:Pr5.1.7)	Proficient (MU:Pr5.1.8)			
Rehearse, Evaluate & Refine		a With <b>guidance</b> , apply personal, teacher, and peer feedback to <b>refine performances</b> .	a With limited <b>guidance</b> , apply personal, teacher, and peer feedback to <b>refine performances</b> .	a - Apply <b>established criteria</b> to judge the accuracy, expressiveness, and effectiveness of <b>performances</b> .	a - Apply <b>teacherprovided</b> and <b>collaboratively developed criteria</b> and feedback to evaluate accuracy of <b>ensemble performances</b> .	a Apply <b>teacherprovided</b> and <b>collaboratively developed criteria</b> and feedback to evaluate accuracy and expressiveness of <b>ensemble and personal performances</b> .	a Apply <b>teacherprovided</b> and <b>established criteria</b> and feedback to evaluate the accuracy and expressiveness of <b>ensemble</b> and personal <b>performances</b> .	a Identify and apply <b>teacher-provided criteria</b> (such as correct interpretation of notation, <b>technical accuracy</b> , originality, and interest) to rehearse, <b>refine</b> , and determine when a piece is ready to <b>perform</b> .	a Identify and apply <b>collaboratively developed criteria</b> (such as demonstrating correct interpretation of notation, <b>technical skill</b> of performer, originality, <b>emotional impact</b> , and interest) to rehearse, <b>refine</b> , and determine when the music is ready to <b>perform</b> .	a Identify and apply <b>personally-developed criteria</b> (such as demonstrating correct interpretation of notation, <b>technical skill</b> of performer, originality, emotional impact, <b>variety</b> , and interest) to rehearse, <b>refine</b> , and determine when the music is ready to <b>perform</b> .			
		b With <b>guidance</b> , use suggested strategies in rehearsal to improve the <b>expressive qualities</b> of music.	b With limited <b>guidance</b> , use suggested strategies in rehearsal to address interpretive challenges of music.	b - Rehearse, <b>identify</b> and apply strategies to address interpretive, <b>performance</b> , and <b>technical challenges</b> of music.	b Rehearse to <b>refine technical accuracy, expressive qualities</b> , and identified performance challenges.	b Rehearse to <b>refine technical accuracy</b> and <b>expressive qualities</b> , and address performance challenges.	b Rehearse to refine <b>technical accuracy</b> and <b>expressive qualities</b> to address challenges, and show improvement over time.						
Performing		Anchor Standard 6: Convey meaning through the presentation of artistic work. Enduring Understanding: Musicians judge performance based on criteria that vary across time, place, and cultures. Essential Question(s): When is a performance judged ready to present? How do context and the manner in which musical work is presented influence audience response?										Performing	
		Kindergarten (MU:Pr6.1.K)	1st (MU:Pr6.1.1)	2nd (MU:Pr6.1.2)	3rd (MU:Pr6.1.3)	4th (MU:Pr6.1.4)	5th (MU:Pr6.1.5)	6th (MU:Pr6.1.6)	Novice (MU:Pr6.1.7)	Proficient (MU:Pr6.1.8)			
Present		a With <b>guidance</b> , <b>perform</b> music with <b>expression</b> .	a With limited <b>guidance</b> , <b>perform</b> music for a specific <b>purpose</b> with <b>expression</b> .	a <b>Perform</b> music for a specific <b>purpose</b> with <b>expression</b> and <b>technical accuracy</b> .	a <b>Perform</b> music with <b>expression</b> and <b>technical accuracy</b> .	a <b>Perform</b> music, <b>alone or with others</b> , with <b>expression</b> and <b>technical accuracy</b> , and appropriate <b>interpretation</b> .	a <b>Perform</b> music, <b>alone or with others</b> , with <b>expression</b> , <b>technical accuracy</b> , and appropriate <b>interpretation</b> .	a <b>Perform</b> the music with <b>technical accuracy</b> to convey the <b>creator's intent</b> .	a <b>Perform</b> the music with <b>technical accuracy</b> and <b>stylistic expression</b> to convey the <b>creator's intent</b> .	a <b>Perform</b> the music with <b>technical accuracy</b> , <b>stylistic expression</b> , and <b>culturally authentic practices</b> in music to convey the <b>creator's intent</b> .			

STATE DEPARTMENT OF EDUCATION  
NOVEMBER 30, 2015

	<b>b Perform</b> <i>appropriately for the audience.</i>	<b>b Perform</b> appropriately for the audience and <b>purpose</b> .	<b>b Perform</b> appropriately for the audience and <b>purpose</b> .	<b>b Demonstrate performance decorum and audience etiquette</b> <i>appropriate for the context and venue</i> .	<b>b Demonstrate performance decorum and audience etiquette</b> appropriate for the <b>context, venue, and genre</b> .	<b>b Demonstrate performance decorum and audience etiquette</b> appropriate for the <b>context, venue, genre, and style</b> .	<b>b Demonstrate performance decorum</b> ( <i>such as stage presence, attire, and behavior</i> ) and <b>audience etiquette</b> appropriate for <b>venue</b> and <b>purpose</b> .	<b>b Demonstrate performance decorum</b> ( <i>such as stage presence, attire, and behavior</i> ) and <b>audience etiquette</b> appropriate for <b>venue, purpose, and context</b> .	<b>b Demonstrate performance decorum</b> ( <i>such as stage presence, attire, and behavior</i> ) and <b>audience etiquette</b> appropriate for <b>venue, purpose, context, and style</b> .	
--	--	---	---	---	---	--	---	--	---	--

STATE DEPARTMENT OF EDUCATION  
NOVEMBER 30, 2015

Music											
Responding	<b>Anchor Standard 7: Perceive and analyze artistic work</b> Enduring Understanding: Individuals' selection of musical works is influenced by their interests, experiences, understandings, and purposes. Essential Question(s): How do individuals choose music to experience?										Responding
	Kindergarten (MU:Re7.1.K)	1 <sup>st</sup> (MU:Re7.1.1)	2 <sup>nd</sup> (MU:Re7.1.2)	3 <sup>rd</sup> (MU:Re7.1.3)	4 <sup>th</sup> (MU:Re7.1.4)	5 <sup>th</sup> (MU:Re7.1.5)	6 <sup>th</sup> (MU:Re7.1.6)	Novice (MU:Re7.1.7)	Proficient (MU:Re7.1.8)		
Select		a With <b>guidance</b> , list personal interests and experiences and <b>demonstrate</b> why they prefer some music selections over others.	a With limited <b>guidance</b> , identify and <b>demonstrate</b> how personal interests and experiences influence musical selection for specific <b>purposes</b> .	a Explain and <b>demonstrate</b> how personal interests and experiences influence musical selection for specific <b>purposes</b> .	a <b>Demonstrate</b> and describe how selected music connects to and is influenced by specific interests, experiences, or <b>purposes</b> .	a <b>Demonstrate</b> and explain how selected music connects to and is influenced by specific interests, experiences, <b>purposes</b> , or <b>contexts</b> .	a <b>Demonstrate</b> and explain, citing evidence, how selected music connects to and is influenced by specific interests, experiences, <b>purposes</b> , or <b>contexts</b> .	a Select or choose music to listen to and explain the <b>connections</b> to specific interests or experiences for a specific <b>purpose</b> .	a Select or choose contrasting music to listen to and compare the <b>connections</b> to specific interests or experiences for a specific <b>purpose</b> .	a Select <b>programs</b> of music (such as a CD mix or live performances) and demonstrate the <b>connections</b> to an interest or experience for a specific <b>purpose</b> .	Select
Responding	<b>Enduring Understanding: Individuals' selection of musical works is influenced by their interests, experiences, understandings, and purposes.</b> Essential Question(s): How do individuals choose music to experience?										Responding
	Kindergarten (MU:Re7.2.K)	1 <sup>st</sup> (MU:Re7.2.1)	2 <sup>nd</sup> (MU:Re7.2.2)	3 <sup>rd</sup> (MU:Re7.2.3)	4 <sup>th</sup> (MU:Re7.2.4)	5 <sup>th</sup> (MU:Re7.2.5)	6 <sup>th</sup> (MU:Re7.2.6)	Novice (MU:Re7.2.7)	Intermediate (MU:Re7.2.8)		
Analyze		a With <b>guidance</b> , <b>demonstrate</b> how a specific music <b>concept</b> (such as <b>beat</b> or <b>melodic direction</b> ) is used in music.	a With limited <b>guidance</b> , <b>demonstrate</b> and identify how specific music <b>concepts</b> (such as <b>beat</b> or <b>pitch</b> ) are used in various styles of music for a <b>purpose</b> .	a Describe how specific music <b>concepts</b> are used to support a specific <b>purpose</b> in music.	a <b>Demonstrate</b> and describe how a response to music can be informed by the <b>structure</b> , the use of the <b>elements of music</b> , and <b>context</b> (such as <b>personal</b> and <b>social</b> ).	a <b>Demonstrate</b> and explain how responses to music are informed by the <b>structure</b> , the use of the <b>elements of music</b> , and <b>context</b> (such as <b>social</b> and <b>cultural</b> ).	a <b>Demonstrate</b> and explain, citing evidence, how responses to music are informed by the <b>structure</b> , the use of the <b>elements of music</b> , and <b>context</b> (such as <b>social</b> , <b>cultural</b> , and <b>historical</b> ).	a Describe how the <b>elements of music</b> and <b>expressive qualities</b> relate to the <b>structure</b> of the pieces.	a <b>Classify</b> and explain how the <b>elements of music</b> and <b>expressive qualities</b> relate to the <b>structure</b> of contrasting pieces.	a <b>Compare</b> how the <b>elements of music</b> and <b>expressive qualities</b> relate to the <b>structure</b> within <b>programs</b> of music.	Analyze
								b Identify the <b>context</b> of music from a variety of <b>genres</b> , <b>cultures</b> , and <b>historical periods</b> .	b Identify and compare the <b>context</b> of music from a variety of <b>genres</b> , <b>cultures</b> , and <b>historical periods</b> .	b Identify and compare the <b>context</b> of <b>programs</b> of music from a variety of <b>genres</b> , <b>cultures</b> , and <b>historical periods</b> .	

STATE DEPARTMENT OF EDUCATION  
NOVEMBER 30, 2015

Responding		Anchor Standard 8: Interpret intent and meaning in artistic work. Enduring Understanding: Through their use of elements and structures of music, creators and performers provide clues to their expressive intent. Essential Question(s): How do we discern the musical creators' and performers' expressive intent?										Responding
		Kindergarten (MU:Re8.1.K)	1 <sup>st</sup> (MU:Re8.1.1)	2 <sup>nd</sup> (MU:Re8.1.2)	3 <sup>rd</sup> (MU:Re8.1.3)	4 <sup>th</sup> (MU:Re8.1.4)	5 <sup>th</sup> (MU:Re8.1.5)	6 <sup>th</sup> (MU:Re8.1.6)	Novice (MU:Re8.1.7)	Proficient (MU:Re8.1.8)		
Interpret		a With <b>guidance, demonstrate</b> awareness of <b>expressive qualities</b> (such as <b>dynamics</b> and <b>tempo</b> ) that reflect creators'/performers' <b>expressive intent</b> .	a With <i>limited guidance, demonstrate</i> and identify <b>expressive qualities</b> (such as <b>dynamics</b> and <b>tempo</b> ) that reflect creators'/performers' <b>expressive intent</b> .	a <b>Demonstrate</b> knowledge of music <b>concepts</b> and how they support creators'/performers' <b>expressive intent</b> .	a <b>Demonstrate</b> and describe how the <b>expressive qualities</b> (such as <b>dynamics</b> and <b>tempo</b> ) are used in performers' <b>interpretations</b> to reflect <b>expressive intent</b> .	a <b>Demonstrate</b> and explain how the <b>expressive qualities</b> (such as <b>dynamics, tempo, and timbre</b> ) are used in performers' and personal <b>interpretations</b> to reflect <b>expressive intent</b> .	a <b>Demonstrate</b> and explain how the <b>expressive qualities</b> (such as <b>dynamics, tempo, timbre, and articulation</b> ) are used in performers' and personal <b>interpretations</b> to reflect <b>expressive intent</b> .	a Describe a personal <b>interpretation</b> of how creators' and performers' application of the <b>elements of music</b> and <b>expressive qualities</b> , within <b>genres</b> and <b>cultural</b> and <b>historical context</b> , convey <b>expressive intent</b> .	a Describe a personal <b>interpretation</b> of <b>contrasting</b> works and explain how creators' and performers' application of the <b>elements of music</b> and <b>expressive qualities</b> , within <b>genres, cultures, and historical periods</b> , convey <b>expressive intent</b> .	a <i>Support</i> personal <b>interpretation</b> of <b>contrasting programs</b> of music and explain how creators' or performers' apply the <b>elements of music</b> and <b>expressive qualities</b> , within <b>genres, cultures, and historical periods</b> to convey <b>expressive intent</b> .		Interpret
Responding		Anchor Standard 9: Apply criteria to evaluate artistic work. Enduring Understanding: The personal evaluation of musical work(s) and performance(s) is informed by analysis, interpretation, and established criteria. Essential Question(s): How do we judge the quality of musical work(s) and performance(s)?										Responding
		Kindergarten (MU:Re9.1.K)	1 <sup>st</sup> (MU:Re9.1.1)	2 <sup>nd</sup> (MU:Re9.1.2)	3 <sup>rd</sup> (MU:Re9.1.3)	4 <sup>th</sup> (MU:Re9.1.4)	5 <sup>th</sup> (MU:Re9.1.5)	6 <sup>th</sup> (MU:Re9.1.6)	Novice (MU:Re9.1.7)	Proficient (MU:Re9.1.8)		
Evaluate		b With <b>guidance, apply personal and expressive preferences</b> in the <b>evaluation of music</b> .	a With <i>limited guidance</i> , apply personal and expressive preferences in the <b>evaluation of music</b> for specific <b>purposes</b> .	a <i>Apply</i> personal and expressive preferences in the <b>evaluation of music</b> for specific <b>purposes</b> .	a Evaluate <b>musical works and performances</b> , applying <b>established criteria</b> , and describe <b>appropriateness to the context</b> .	a Evaluate <b>musical works and performances</b> , applying <b>established criteria</b> , and <b>explain</b> appropriateness to the <b>context</b> .	a Evaluate <b>musical works and performances</b> , applying <b>established criteria</b> , and <b>explain</b> appropriateness to the <b>context, citing evidence from the elements of music</b> .	a Apply <b>teacher-provided criteria</b> to evaluate <b>musical works or performances</b> .	a Select from <b>teacher-provided criteria</b> to evaluate <b>musical works or performances</b> .	a Apply appropriate <b>personally-developed criteria</b> to evaluate <b>musical works or performances</b> .		Evaluate

STATE DEPARTMENT OF EDUCATION  
NOVEMBER 30, 2015

Music										
Connecting	Anchor Standard 10: Synthesize and relate knowledge and personal experiences to make art. Enduring Understanding: Musicians connect their personal interests, experiences, ideas, and knowledge to creating, performing, and responding. Essential Question(s): How do musicians make meaningful connections to creating, performing, and responding?									Connecting
	<div style="display: flex; justify-content: space-between;"> <span>Kindergarten (MU:Cn10.1.K)</span> <span>1<sup>st</sup> (MU:Cn10.1.1)</span> <span>2<sup>nd</sup> (MU:Cn10.1.2)</span> <span>3<sup>rd</sup> (MU:Cn10.1.3)</span> <span>4<sup>th</sup> (MU:Cn10.1.4)</span> <span>5<sup>th</sup> (MU:Cn10.1.5)</span> <span>6<sup>th</sup> (MU:Cn10.1.6)</span> <span>Novice (MU:Cn10.1.7)</span> <span>Proficient (MU:Cn10.1.8)</span> </div>									
	a Demonstrate how interests, knowledge, and skills relate to personal choices and intent when creating, performing, and responding to music.	a Demonstrate how interests, knowledge, and skills relate to personal choices and intent when creating, performing, and responding to music.	2a Demonstrate how interests, knowledge, and skills relate to personal choices and intent when creating, performing, and responding to music.	a Demonstrate how interests, knowledge, and skills relate to personal choices and intent when creating, performing, and responding to music.	a Demonstrate how interests, knowledge, and skills relate to personal choices and intent when creating, performing, and responding to music.	a Demonstrate how interests, knowledge, and skills relate to personal choices and intent when creating, performing, and responding to music.	a Demonstrate how interests, knowledge, and skills relate to personal choices and intent when creating, performing, and responding to music.	a Demonstrate how interests, knowledge, and skills relate to personal choices and intent when creating, performing, and responding to music.	a Demonstrate how interests, knowledge, and skills relate to personal choices and intent when creating, performing, and responding to music.	a Demonstrate how interests, knowledge, and skills relate to personal choices and intent when creating, performing, and responding to music.
	MU:Cr3.2.Ka With <b>guidance, demonstrate</b> a final version of personal <b>musical ideas</b> to peers.	MU:Cr2.1.1a With <b>limited guidance, demonstrate</b> and discuss personal reasons for selecting <b>musical ideas</b> that represent <b>expressive intent</b> .	MU:Cr2.1.2a <b>Demonstrate</b> and explain personal reasons for selecting <b>patterns and ideas</b> for their music that represent <b>expressive intent</b> .	MU:Cr2.1.3a <b>Demonstrate</b> selected <b>musical ideas</b> for a simple <b>improvisation</b> or <b>composition</b> to express <b>intent</b> , and describe <b>connection</b> to a specific <b>purpose</b> and <b>context</b> .	MU:Cr2.1.4a <b>Demonstrate</b> selected and organized <b>musical ideas</b> for an <b>improvisation, arrangement, or composition</b> to express <b>intent</b> , and explain <b>connection</b> to <b>purpose</b> and <b>context</b> .	MU:Cr2.1.5a <b>Demonstrate</b> selected and developed <b>musical ideas</b> for <b>improvisations, arrangements, or compositions</b> to express <b>intent</b> , and explain <b>connection</b> to <b>purpose</b> and <b>context</b> .	MU:Cr2.1.6a Select, organize, construct, and document personal <b>musical ideas</b> for <b>arrangements and compositions</b> within <b>AB</b> or <b>ABA form</b> that <b>demonstrate</b> an effective beginning, middle, and ending, and convey <b>expressive intent</b> .	MU:Cr2.1.7a Select, organize, develop and document personal <b>musical ideas</b> for <b>arrangements, songs, and compositions</b> within <b>AB, ABA, or theme and variation forms</b> that <b>demonstrate unity and variety</b> and convey <b>expressive intent</b> .	MU:Cr2.1.8a Select, organize, and document personal <b>musical ideas</b> for <b>arrangements, songs, and compositions</b> within <b>expanded forms</b> that <b>demonstrate tension and release, unity and variety, and balance</b> , and convey <b>expressive intent</b> .	
	MU:Pr4.1.Ka With <b>guidance, demonstrate</b> and state personal interest in varied musical selections.	MU:Cr3.2.1a With <b>limited guidance, convey expressive intent</b> for a specific <b>purpose</b> by <b>presenting</b> a final version of personal <b>musical ideas</b> to peers or <b>informal audience</b> .	MU:Cr3.2.2a Convey <b>expressive intent</b> for a specific <b>purpose</b> by <b>presenting</b> a final version of personal <b>musical ideas</b> to peers or <b>informal audience</b> .	MU:Cr3.2.3a <b>Present</b> the final version of created music for others, and describe <b>connection</b> to <b>expressive intent</b> .	MU:Cr3.2.4a <b>Present</b> the final version of created music for others, and explain <b>connection</b> to <b>expressive intent</b> .	MU:Cr3.2.5a <b>Present</b> the final version of created music for others that <b>demonstrates craftsmanship</b> , and explain <b>connection</b> to <b>expressive intent</b> .	MU:Cr3.2.6a <b>Present</b> the final version of their documented personal <b>composition</b> or <b>arrangement</b> , using <b>craftsmanship</b> and originality to demonstrate an effective beginning, middle, and ending, and convey <b>expressive intent</b> .	MU:Cr3.2.7a <b>Present</b> the final version of their documented personal <b>composition, song, or arrangement</b> , using <b>craftsmanship</b> and originality to demonstrate <b>unity and variety</b> , and convey <b>expressive intent</b> .	MU:Cr3.2.8a <b>Present</b> the final version of their documented personal <b>composition, song, or arrangement</b> , using <b>craftsmanship</b> and originality to demonstrate the application of <b>compositional techniques</b> for creating <b>unity and variety, tension and release</b> , and <b>balance</b> to convey <b>expressive intent</b> .	

**STATE DEPARTMENT OF EDUCATION  
NOVEMBER 30, 2015**

	MU:Pr4.3.Ka With <b>guidance, demonstrate</b> awareness of <b>expressive qualities</b> (such as voice quality, <b>dynamics</b> , and <b>tempo</b> ) that support the <b>creators' expressive intent</b> .	MU:Pr4.3.1a <b>Demonstrate</b> and describe music's <b>expressive qualities</b> (such as <b>dynamics</b> and <b>tempo</b> ).	MU:Pr4.3.2a <b>Demonstrate</b> understanding of <b>expressive qualities</b> (such as <b>dynamics</b> and <b>tempo</b> ) and how <b>creators use them to convey expressive intent</b> .	MU:Pr4.1.3a <b>Demonstrate</b> and explain how the <b>selection of music to perform is influenced by personal interest, knowledge, purpose, and context</b> .	MU:Pr4.1.4a <b>Demonstrate</b> and explain how the selection of music to <b>perform</b> is influenced by personal interest, knowledge, <b>context</b> , and <b>technical skill</b> .	MU:Pr4.1.5a <b>Demonstrate</b> and explain how the selection of music to <b>perform</b> is influenced by personal interest, knowledge, <b>context</b> , as well as their <b>personal and others' technical skill</b> .	MU:Pr4.1.6a Apply <b>teacherprovided criteria</b> for selecting music to <b>perform</b> for a specific <b>purpose</b> and/or <b>context</b> and explain why each was chosen.	MU:Pr4.1.7a Apply <b>collaboratively-developed criteria</b> for selecting music of <b>contrasting styles for a program</b> with a specific <b>purpose</b> and/or <b>context</b> and, after discussion, identify <b>expressive qualities, technical challenges</b> , and <b>reasons</b> for choices.	MU:Pr4.1.8a Apply <b>personally-developed criteria</b> for selecting <b>music</b> of contrasting styles for a <b>program</b> with a specific <b>purpose</b> and/or <b>context</b> and explain <b>expressive qualities, technical challenges</b> , and reasons for choices.	
		MU:Re7.1.1a With limited <b>guidance, identify and demonstrate</b> how personal interests and experiences influence musical selection for specific <b>purposes</b> .	MU:Re7.1.2a <b>Explain and demonstrate</b> how personal interests and experiences influence musical selection for specific <b>purposes</b> .	MU:Pr4.3.3a <b>Demonstrate and describe</b> how <b>intent</b> is conveyed through <b>expressive qualities</b> (such as <b>dynamics</b> and <b>tempo</b> ).	MU:Pr4.3.4a <b>Demonstrate and explain</b> how <b>intent</b> is conveyed through <b>interpretive decisions and expressive qualities</b> (such as <b>dynamics, tempo, and timbre</b> ).	MU:Pr4.3.5a <b>Demonstrate and explain</b> how <b>intent</b> is conveyed through interpretive decisions and <b>expressive qualities</b> (such as <b>dynamics, tempo, timbre, and articulation/style</b> ).	MU:Pr4.3.6a <b>Perform</b> a selected piece of music demonstrating how their <b>interpretations of the elements of music and the expressive qualities</b> (such as <b>dynamics, tempo, timbre, articulation/style, and phrasing</b> ) convey <b>intent</b> .	MU:Pr4.3.7a <b>Perform</b> <b>contrasting pieces of music</b> demonstrating their personal <b>interpretations of the elements of music and expressive qualities</b> (such as <b>dynamics, tempo, timbre, articulation/style, and phrasing</b> ) convey <b>intent</b> .	MU:Pr4.3.8a <b>Perform</b> <b>contrasting pieces of music, demonstrating as well as explaining how the music's intent</b> is conveyed by their <b>interpretations of the elements of music and expressive qualities</b> (such as <b>dynamics, tempo, timbre, articulation/style, and phrasing</b> ).	
				MU:Re7.1.3a <b>Demonstrate and describe</b> how <b>selected music connects to</b> and is influenced by specific interests, experiences, or <b>purposes</b> .	MU:Re7.1.4a <b>Demonstrate and explain</b> how selected music connects to and is influenced by specific interests, experiences, <b>purposes</b> , or <b>contexts</b> .	MU:Re7.1.5a <b>Demonstrate and explain, citing evidence,</b> how selected music connects to, and is influenced by specific interests, experiences, <b>purposes</b> , or <b>contexts</b> .	MU:Re7.1.6a Select or choose music to listen to and explain the <b>connections</b> to specific interests or experiences for a specific <b>purpose</b> .	MU:Re7.1.7a Select or choose contrasting music to listen to and <b>compare the connection</b> to specific interests or experiences for a specific <b>purpose</b> .	MU:Re7.1.8a Select <b>programs</b> of music (such as a CD mix or live performances) and demonstrate the <b>connections</b> to an interest or experience for a specific <b>purpose</b> .	
Connecting	<b>Anchor Standard 11: Relate artistic ideas and works with societal, cultural, and historical context to deepen understanding</b> <b>Enduring Understanding: Understanding connections to varied contexts and daily life enhances musicians' creating, performing, and responding.</b> <b>Essential Question(s): How do the other arts, other disciplines, contexts, and daily life inform creating, performing, and responding to music?</b>									Connecting
	Kindergarten (MU:Cn11.1.K)	1 <sup>st</sup> (MU:Cn11.1.1)	2 <sup>nd</sup> (MU:Cn11.1.2)	3 <sup>rd</sup> (MU:Cn11.1.3)	4 <sup>th</sup> (MU:Cn11.1.4)	5 <sup>th</sup> (MU:Cn11.1.5)	6 <sup>th</sup> (MU:Cn11.1.6)	Novice (MU:Cn11.1.7)	Proficient (MU:Cn11.1.8)	
	a Demonstrate understanding of relationships between music and the other arts, other disciplines, varied contexts, and daily life.	a Demonstrate understanding of relationships between music and the other arts, other disciplines, varied contexts, and daily life.	a Demonstrate understanding of relationships between music and the other arts, other disciplines, varied contexts, and daily life.	a Demonstrate understanding of relationships between music and the other arts, other disciplines, varied contexts, and daily life.	a Demonstrate understanding of relationships between music and the other arts, other disciplines, varied contexts, and daily life.	a Demonstrate understanding of relationships between music and the other arts, other disciplines, varied contexts, and daily life.	a Demonstrate understanding of relationships between music and the other arts, other disciplines, varied contexts, and daily life.	a Demonstrate understanding of relationships between music and the other arts, other disciplines, varied contexts, and daily life.	a Demonstrate understanding of relationships between music and the other arts, other disciplines, varied contexts, and daily life.	

**STATE DEPARTMENT OF EDUCATION  
NOVEMBER 30, 2015**

	MU:Pr4.2.Ka With <b>guidance, explore</b> and <b>demonstrate</b> awareness of music contrasts (such as high/low, loud/soft, same/different) in a variety of music selected for <b>performance</b> .	MU:Cr1.1.1a With limited <b>guidance, create musical ideas</b> (such as answering a musical question) for a specific <b>purpose</b> .	MU:Cr1.1.2a <b>Improvise rhythmic and melodic patterns and musical ideas</b> for a specific <b>purpose</b> .	MU:Cr1.1.3a <b>Improvise rhythmic and melodic ideas, and describe connection</b> to specific <b>purpose and context</b> (such as <b>personal and social</b> ).	MU:Cr1.1.4a <b>Improvise rhythmic, melodic, and harmonic ideas, and explain connection</b> to specific <b>purpose and context</b> (such as <b>social and cultural</b> ).	MU:Cr1.1.5a <b>Improvise rhythmic, melodic, and harmonic ideas, and explain connection and context</b> (such as <b>social, cultural, and historical</b> ).	MU:Cr1.1.6a <b>Generate simple rhythmic, melodic, and harmonic phrases</b> within <b>AB</b> and <b>ABA forms</b> that convey <b>expressive intent</b> .	MU:Cr1.1.7a <b>Generate rhythmic, melodic, and harmonic phrases and variations over harmonic accompaniments</b> within <b>AB, ABA, or theme and variation forms</b> that convey <b>expressive intent</b> .	MU:Cr1.1.8a <b>Generate rhythmic, melodic and harmonic phrases and harmonic accompaniments</b> within <b>expanded forms</b> (including <b>introductions, transitions, and codas</b> ) that convey <b>expressive intent</b> .
	MU:Re7.2.Ka With <b>guidance, demonstrate</b> how a specific music <b>concept</b> (such as <b>beat or melodic direction</b> ) is used in music.	MU:Pr4.2.1a With limited <b>guidance, demonstrate knowledge of music concepts</b> (such as <b>beat and melodic contour</b> ) in music from a variety of <b>cultures</b> selected for <b>performance</b> .	MU:Pr4.2.2a <b>Demonstrate</b> knowledge of music <b>concepts</b> (such as <b>tonality and meter</b> ) in music from a variety of <b>cultures</b> selected for <b>performance</b> .	MU:Pr4.2.3c Describe how <b>context</b> (such as <b>personal and social</b> ) can inform a <b>performance</b> .	MU:Pr4.2.4c Explain how <b>context</b> (such as <b>social and cultural</b> ) informs a <b>performance</b> .	MU:Pr4.2.5c Explain how <b>context</b> (such as <b>social, cultural, and historical</b> ) informs <b>performances</b> .	MU:Pr4.2.6c Identify how <b>cultural and historical context</b> inform the <b>performances</b> .	MU:Pr4.2.7c Identify how <b>cultural and historical context</b> inform <b>performance</b> and results in <b>different music interpretations</b> .	MU:Pr4.2.8c Identify how <b>cultural and historical context</b> inform <b>performance</b> and results in <b>different musical effects</b> .
	MU:Re9.1.Ka With <b>guidance, apply personal and expressive preferences</b> in the evaluation of music .	MU:Pr6.1.1a With limited <b>guidance, perform</b> music for a specific <b>purpose</b> with <b>expression</b> .	MU:Pr6.1.2a <b>Perform</b> music for a specific <b>purpose</b> with <b>expression</b> and <b>technical accuracy</b> .	MU:Pr6.1.3b <b>Demonstrate performance decorum and audience etiquette</b> appropriate for the <b>context and venue</b> .	MU:Pr6.1.4b <b>Demonstrate performance decorum and audience etiquette</b> appropriate for the <b>context, venue, and genre</b> .	MU:Pr6.1.5b <b>Demonstrate performance decorum and audience etiquette</b> appropriate for the <b>context, venue, genre, and style</b> .	MU:Pr6.1.6b <b>Demonstrate performance decorum</b> (such as <b>stage presence, attire, and behavior</b> ) and <b>audience etiquette</b> appropriate for <b>venue and purpose</b> .	MU:Pr6.1.7b <b>Demonstrate performance decorum</b> (such as <b>stage presence, attire, and behavior</b> ) and <b>audience etiquette</b> appropriate for <b>venue, purpose, and context</b> .	MU:Pr6.1.8b <b>Demonstrate performance decorum</b> (such as <b>stage presence, attire, and behavior</b> ) and <b>audience etiquette</b> appropriate for <b>venue, purpose, context, and style</b> .
		MU:Re7.2.1a With limited <b>guidance, demonstrate</b> and identify how specific music <b>concepts</b> (such as <b>beat or pitch</b> ) is used in various styles of music for a <b>purpose</b> .	MU:Re7.2. Describe how specific <b>music-concepts</b> are used to support a specific <b>purpose</b> in music.	MU:Re7.2.3a <b>Demonstrate</b> and describe how a response to music can be informed by the <b>structure</b> , the use of the <b>elements of music</b> , and <b>context</b> (such as <b>personal and social</b> ).	MU:Re7.2.4a <b>Demonstrate</b> and explain how responses to music are informed by the <b>structure</b> , the use of the <b>elements of music</b> , and <b>context</b> (such as <b>social and cultural</b> ).	MU:Re7.2.5a <b>Demonstrate</b> and explain, citing evidence , how responses to music are informed by the <b>structure</b> , the use of the <b>elements of music</b> , and <b>context</b> (such as <b>social, cultural, and historical</b> ).	MU:Re7.2.6b Identify the <b>context</b> of music from a variety of <b>genres, cultures, and historical periods</b> .	MU:Re7.2.7b Identify and compare the <b>context</b> of music from a variety of <b>genres, cultures, and historical periods</b> .	MU:Re7.2.8b Identify and compare the <b>context</b> of <b>programs</b> of music from a variety of <b>genres, cultures, and historical periods</b> .

**STATE DEPARTMENT OF EDUCATION  
NOVEMBER 30, 2015**

			<p><b>MU:Re9.1.1a</b> With limited <b>guidance</b>, apply personal and expressive preferences in the evaluation of music for specific <b>purposes</b>.</p>	<p><b>MU:Re9.1.2a</b> Apply personal and expressive preferences in the evaluation of music for specific <b>purposes</b>.</p>	<p><b>MU:Re9.1.3a</b> Evaluate <b>musical works and performances</b>, applying <b>established criteria</b>, and describe appropriateness to the <b>context</b>.</p>	<p>MU:Re9.1.4a Evaluate <b>musical works and performances</b>, applying <b>established criteria</b>, and explain appropriateness to the <b>context</b>.</p>	<p><b>MU:Re9.1.5a</b> Evaluate <b>musical works and performances</b>, applying <b>established criteria</b>, and explain appropriateness to the <b>context</b>, citing evidence from the <b>elements of music</b>.</p>	<p><b>MU:Re9.1.6a</b> Apply <b>teacher-provided criteria</b> to evaluate <b>musical works or performances</b>.</p>	<p><b>MU:Re9.1.7a</b> Select from <b>teacher-provided criteria</b> to evaluate <b>musical works or performances</b>.</p>	<p><b>MU:Re9.1.8a</b> Apply appropriate <b>personally developed criteria</b> to evaluate <b>musical works or performances</b>.</p>	
--	--	--	--	--	---	---	---	--	--	--	--

\*Green text indicates modifications by Music Executive Committee members



**STATE DEPARTMENT OF EDUCATION  
NOVEMBER 30, 2015**

PERFORMANCE INDICATORS FOR IDAHO WORLD LANGUAGE STANDARDS

<b>Performance Indicators - Communication</b>			
	<b>Novice</b>	<b>Intermediate</b>	<b>Advanced</b>
<b>Interpersonal</b>  <b>COMM 1:</b> Interact with others in the target language and gain meaning from interactions in the target language.	Expresses self in conversations that are based upon very familiar topics. Can access a variety of words, phrases, simple sentences, and questions that have been highly practiced and memorized.	Expresses self and actively participates in conversations on familiar topics using single sentences or a series of sentences.	Expresses self fully to maintain conversations on familiar topics and new concrete academic, social and work related topics.
	Respond to basic questions about themselves and others using a series of highly practiced or memorized phrases.	Handles short social interactions in everyday situations by asking and answering a variety of questions.	Confidently handles changes in situations and is able to share their point of view in discussions.
	Communicate about self, others and everyday life using a series of highly practiced or memorized phrases.	Communicate about self, others and everyday life.	Communicate in paragraph length conversations about themselves, others or events with detail and organization.
<b>Interpretive</b>  <b>COMM 2:</b> Discover meaning from what is heard, read or viewed on a variety of topics in the target language.	List key characters and main events from developmentally appropriate narratives based on familiar themes.	Identify the principal characters and discuss the main idea and themes with a piece of literature.	Discuss main ideas and key details of live/recorded discussions, lectures, and presentations from the target culture.
	Identify people and objects within their environment based on oral and written descriptions.	Locate key ideas/items in authentic materials and relate them to people and objects in their own lives.	Analyze main plot, subplot, characters, their descriptions, roles and significance in authentic literary texts.
	Report out the content of brief written messages and short personal notes on familiar topics such as family, school events, and celebrations.	Restate information and react to messages within short articles or video clips from the target culture.	Summarize principal elements of non-fiction articles on topics of current and historical importance to members of the target culture.
	Interpret the meaning of gestures, intonation, and other visual or auditory clues.	Use knowledge acquired in other settings and from other subject areas to comprehend spoken and written messages in the target language.	Compare and contrast cultural nuances of meaning in written and spoken language as expressed by native speakers from the target culture in both formal and informal setting.
<b>Presentational</b>  <b>COMM 3:</b> Utilize appropriate media to present an idea to an audience	Present information about themselves or others using simple sentences or memorized phrases.	Express their opinions and state facts about themselves using a series of sentences.	Deliver an organized presentation about a variety of topics that is appropriate for their audience.

**STATE DEPARTMENT OF EDUCATION  
NOVEMBER 30, 2015**

PERFORMANCE INDICATORS FOR IDAHO WORLD LANGUAGE STANDARDS

Performance Indicators - Cultures			
	Novice	Intermediate	Advanced
<b>Cultural Practices</b>  <b>CLTR 1:</b> Investigate, explain and reflect on the relationship between the <b>practices</b> and perspectives of the cultures studied in the target language.	Use appropriate gestures within the classroom environment.	Use formal and informal forms of address appropriately in rehearsed situations.	Use formal and informal forms of address appropriately in unrehearsed situations.
	Imitate appropriate etiquette from the target culture.	Begin to adjust language and message to acknowledge audiences with varied cultural backgrounds.	Adjust language, messages, and behaviors to acknowledge audiences with varied cultural backgrounds.
	List cultural practices observed in a video from the target culture.	Suggest reasons for connecting cultural practices to associated products and perspectives.	Provide evidence based reasoning for connecting cultural practices to associated products and perspectives.
	Role play simple interactions in stores and restaurants in the target culture.	Role play culturally appropriate interactions with shop keepers, ticket sellers, waiters, taxi drivers, etc. in the target culture.	Utilize culturally appropriate behaviors and language in a variety of situations in the target language.
<b>Cultural Products</b>  <b>CLTR 2:</b> Investigate, explain and reflect on the relationship between the <b>products</b> and perspectives of the cultures studied in the target language.	Give simple reasons for the role and importance of products from the target culture.	Identify, investigate and analyze the function of everyday objects produced in the culture.	Research in detail the role and importance of products from the target cultures.
	Identify the author/country of origin for short poems, stories, or plays from the target culture.	Identify and analyze cultural products found in literature, news stories, and films from the target culture.	Identify and analyze the role and importance of cultural products found in literature, news stories and film.
	Make simple connections between cultural products, associated practices and possible perspectives from the target culture.	Create connections based on background knowledge between cultural products, associated practices, and perspectives.	Provide evidence-based insights connecting cultural products, associated practices, and perspectives.

**STATE DEPARTMENT OF EDUCATION  
NOVEMBER 30, 2015**

PERFORMANCE INDICATORS FOR IDAHO WORLD LANGUAGE STANDARDS

Performance Indicators - Connections			
	Novice	Intermediate	Advanced
<b>Making connections</b>  <b>CONN 1:</b> Build, reinforce, and expand knowledge of other disciplines while using the target language to develop critical thinking/creative problem solving skills.	Use skills gained in other content areas to study key historical figures/events in the target culture.	Seek out articles/multimedia in the target language for content being studied or previously studied in history and English.	Write a critical analysis for a movie where the target language is spoken.
	Use skills gained in other content areas to convert currencies, weights, and measures from the United States' standard to that of the target culture in order to understand prices, size and distance.	Use skills gained in other content areas to analyze the impact of currencies rates, and measurement systems on those that travel from the United States to a country with the target culture.	Research and discuss how various governmental structures might impact global issues such as currency rates or travel visas.
	Use skills gained in other content areas to discuss the similarities and differences between the cultural norm in the United States and that of the target culture (ex. food, clothing, music)	Analyze and report on the similarities and differences between the cultural norm in the United States and that of the target culture (ex. food, clothing, music) using knowledge from other content areas.	Explore, discuss and debate topics from other academic subjects (ex. political and historical concepts, worldwide health issues, and environmental concerns).
	Read text from the target culture (ex. maps) using skills gained in other content areas.	Analyze text from the target culture using skills gained in other content areas.	Write and/or produce an original work that highlights a challenge facing people in countries where the target language is spoken.
<b>Acquiring information/perspectives</b>  <b>CONN 2:</b> Access and evaluate information and diverse perspectives that are available through the target language and its cultures.	Interpret main idea from infographics showing statistics such as number of endangered species, changes in population.	Access charts and surveys about daily life in the target culture and compare them with similar events in the United States.	Research an issue of global importance and provide insight into the issue from the perspective of the target culture.
	Identify main idea of current events reported in the news about the target culture.	Compare current events reported in the news to similar events in the United States	Research and debate current events in the target culture.
	Access short texts and videos from the target culture.	View publicity and promotional information from the target culture.	Compare, analyze, and present on how and why advertisements for the same product differ in the target culture and the United States.

**STATE DEPARTMENT OF EDUCATION  
NOVEMBER 30, 2015**

PERFORMANCE INDICATORS FOR IDAHO WORLD LANGUAGE STANDARDS

Performance Indicators - Comparisons			
	Novice	Intermediate	Advanced
Language  COMP 1: Investigate, explain, and reflect on the nature of language through comparisons of the language studied and their own.	Compare word order and sentence structure between their own language and the target language.	Hypothesize about the similarities of languages based on the use of cognates and idioms.	Compare the choice/use of particular grammatical structures among languages.
	Observe the use of formal and informal structures in the target language.	Match groups of people with ways of expressing respect in the target culture.	Identify, compare and analyze how language functions in society and regional/national linguistic patterns in the target language.
	Report similarities and differences between the sound and writing systems of their own language and the target language.	Identify patterns and explain discrepancies between the sound and writing systems of their own language and the target language.	Compare the writing system of the target language to their own and discuss the nature of other writing systems.
Culture  COMP 2: Investigate, explain, and reflect on the concept of culture through the comparisons of the cultures studied and their own.	Compare daily routines, celebrations etc. in their culture and the target culture.	Compare and contrast the role of family, schools schedules, value of social media etc. in their culture and the target culture.	Compare and contrast the value placed on work, leisure time, health and wellness in their culture and the target culture.
	Identify, describe and compare/contrast products and their use in the target culture and their own (ex. toys, clothing, food).	Identify, investigate and compare/contrast the function of everyday objects (ex. toys, tools, clothing, food) produced in the target culture and their own.	Identify, analyze and discuss tangible and intangible products and their use in the target culture and their own as represented in authentic materials.
	Observe, identify, and compare/contrast simple patterns of behavior or interactions in various settings in the target culture and their own.	Document and contrast verbal and non-verbal behavior in daily activities among peers or mixed groups in the target culture and their own.	Compare cultural nuances of meanings of words, idioms, and vocal inflections in the target language and their own.
	Identify and discuss similarities and differences in themes and techniques in creative works from the target cultures and their own.	Hypothesize about the relationship between cultural perspectives and expressive products (visual arts, music, and literature) by analyzing selected products for the target culture and their own.	Identify, examine and analyze the relationship between cultural products, practices, and perspectives in the target culture and their own by conducting research, observations, or interviews.

**STATE DEPARTMENT OF EDUCATION  
NOVEMBER 30, 2015**

PERFORMANCE INDICATORS FOR IDAHO WORLD LANGUAGE STANDARDS

Performance Indicators - Communities			
School and Global Communities	Novice	Intermediate	Advanced
<b>COMT 1:</b> Interact and collaborate in communities and the globalized world both within and beyond the classroom.	Communicate on a personal level with speakers of the language in person or via email, video chats etc.	Present information gained from a native speaker about a cultural event or topic of interest in the target language.	Communicate orally or in writing with members of the other culture regarding topics of personal interest, community issues, or world concerns.
	Identify professions that require proficiency in another language.	Discuss steps to becoming a professional in a field requiring language proficiency.	Participate in a career exploration or school-to-work project which requires proficiency in the language and culture.
	Simulate interactions that might take place in a community setting using the target culture/language.	Discuss their preferences/opinions concerning leisure activities and current events, in written form or orally, with peers who speak the target language.	Discuss and express opinions on current events and issues through interpersonal oral or written exchanges with speakers of the target language and/or students in class.
<b>COMT 2:</b> Reflect on progress using languages for enjoyment, enrichment, and advancement.	Reflect on their progress in communication skills and collect evidence to support their growth.	Collect evidence showing that learning targets for each unit have been met.	Document language growth through collecting evidence and records that support meeting or exceeding the learning targets for each unit.
	Explore and interpret media and materials from the target culture for enjoyment.	Exchange information with native speakers and use various media to view cultural events for entertainment/learning.	Attend events or use media from the target culture for entertainment or personal growth.
	Attend cultural or social events from the target culture.	Seek community /online activities that foster an interaction with native speakers of the target language.	Explore online resources to find sites of personal interest where they can use the target language to maintain and increase their language skills.

STATE DEPARTMENT OF EDUCATION  
NOVEMBER 30, 2015

THEATRE													
Creating	Anchor Standard 1: Generate and conceptualize artistic ideas and work. Enduring Understanding: Theatre artists rely on intuition, curiosity, and critical inquiry. Essential Question(s): What happens when theatre artists use their imaginations and/or learned theatre skills while engaging in creative exploration and inquiry?												Creating
	K TH:Cr1.1.K.	1 TH:Cr1.1.1.	2 TH:Cr1.1.2.	3 TH:Cr1.1.3.	4 TH:Cr1.1.4.	5 TH:Cr.1.1.5.	6 TH:Cr1.1.6	7 TH:Cr.1.1.7.	8 TH:Cr1.1.8.	HS Proficient TH:Cr1.1.I.	HS Accomplished TH:Cr1.1.II.	HS Advanced TH:Cr1.1.III.	
Envision/Conceptualize	a. With prompting and support, invent and inhabit an <b>imaginary elsewhere</b> in <b>dramatic play</b> or a <b>guided drama experience</b> (e.g., process drama, story drama, creative drama).	a. Propose potential choices characters could make in a <b>guided drama experience</b> (e.g., process drama, story drama, creative drama).	a. Propose potential new details to <b>plot</b> and story in a <b>guided drama experience</b> (e.g., process drama, story drama, creative drama).	a. Create roles, <b>imagined worlds</b> , and <b>improvised</b> stories in a drama/theatre work.	a. Articulate the visual details of <b>imagined worlds</b> , and <b>improvised</b> stories that support the <b>given circumstances</b> in a drama/theatre work.	a. Identify physical qualities that might reveal a character's inner traits in the imagined world of a drama/theatre work.	a. Identify possible solutions to <b>staging</b> challenges in a drama/theatre work.	a. Investigate multiple perspectives and solutions to <b>staging</b> challenges in a drama/theatre work.	a. Imagine and explore multiple perspectives and solutions to <b>staging</b> problems in a drama/ theatre work.	a. Apply basic research to construct ideas about the visual composition of a drama/theatre work.	a. Investigate historical and cultural conventions and their impact on the visual composition of a drama/theatre work.	a. Synthesize knowledge from a variety of dramatic forms, <b>theatrical conventions</b> , and technologies to create the visual composition of a drama/ theatre work.	
	b. With prompting and support, use <b>non-representational materials</b> to create props, puppets, and costume pieces for <b>dramatic play</b> or a <b>guided drama experience</b> (e.g., process drama, story drama, creative drama).	b. Collaborate with peers to conceptualize costumes and props in a <b>guided drama experience</b> (e.g., process drama, story drama, creative drama).	b. Collaborate with peers to conceptualize scenery in a <b>guided drama experience</b> (e.g., <b>process drama</b> , story <b>drama</b> , <b>creative drama</b> ).	b. Imagine and articulate ideas for costumes, props and sets for the environment and characters in a drama/theatre work.	b. Visualize and design <b>technical elements</b> that support the story and <b>given circumstances</b> in a drama/theatre work.	b. Propose design ideas that support the story and <b>given circumstances</b> in a drama/theatre work.	b. Identify solutions to design challenges in a drama/theatre work.	b. Explain and present solutions to design challenges in a drama/ theatre work.	b. Imagine and explore solutions to design challenges of a performance space in a drama/theatre work.	b. Explore the impact of technology on design choices in a drama/theatre work.	b. Understand and apply technology to design solutions for a drama/theatre work.	b. Create a complete design for a drama/theatre work that incorporates all elements of technology.	
		c. Identify ways in which <b>gestures</b> and movement may be used to create or retell a story in <b>guided drama experiences</b> (e.g., process drama, story drama, creative drama).	c. Identify ways in which voice and sounds may be used to create or retell a story in <b>guided drama experiences</b> (e.g., process drama, story drama, creative drama).	c. Collaborate to determine how characters might move and speak to support the story and <b>given circumstances</b> in drama/theatre work.	c. Imagine how a character might move to support the story and <b>given circumstances</b> in a drama/theatre work.	c. Imagine how a character's <b>inner thoughts</b> impact the story and <b>given circumstances</b> in a drama/ theatre work	c. Explore a scripted or <b>improvised</b> character by imagining the <b>given circumstances</b> in a drama/theatre work.	c. Envision and describe a scripted or <b>improvised</b> character's <b>inner thoughts</b> and <b>objectives</b> in a drama/theatre work.	c. Develop a scripted or <b>improvised</b> character by articulating the character's <b>inner thoughts</b> , <b>objectives</b> , and <b>motivations</b> in a drama/theatre work.	c. Use <b>script analysis</b> to generate ideas about a character that is <b>believable</b> and authentic in a drama/theatre work.	c. Use personal experiences and knowledge to develop a character that is <b>believable</b> and authentic in a drama/theatre work.	c. Integrate cultural and historical contexts with personal experiences to create a character that is <b>believable</b> and authentic, in a drama/theatre work.	

**STATE DEPARTMENT OF EDUCATION  
NOVEMBER 30, 2015**

Creating		Anchor Standard 2: Organize and develop artistic ideas and work. Enduring Understanding: Theatre artists work to discover different ways of communicating meaning. Essential Question(s): How, when, and why do theatre artists' choices change?											Creating	
		K TH:Cr2-K.	1 TH:Cr2-1.	2 TH:Cr2-2.	3 TH:Cr2-3.	4 TH:Cr2-4.	5 TH:Cr2-5.	6 TH:Cr2-6.	7 TH:Cr2-7.	8 TH:Cr2-8.	HS Proficient TH:Cr2-I.	HS Accomplished TH:Cr2-II.	HS Advanced TH:Cr2-III.	
Develop		a. With prompting and support, interact with peers and contribute to <b>dramatic play</b> or a <b>guided drama experience</b> (e.g., process drama, story drama, creative drama).	a. Contribute to the development of a sequential <b>plot</b> in a <b>guided drama experience</b> (e.g., process drama, story drama, creative drama).	a. Collaborate with peers to devise meaningful <b>dialogue</b> in a <b>guided drama experience</b> (e.g., process drama, story drama, creative drama).	a. Participate in methods of investigation to devise original ideas for a drama/theatre work.	a. Collaborate to devise original ideas for a drama/theatre work by asking questions about characters and <b>plots</b> .	a. Devise original ideas for a drama/theatre work that reflect collective inquiry about characters and their <b>given circumstances</b> .	a. Use critical analysis to improve, refine, and evolve original ideas and artistic choices in a <b>devised</b> or scripted drama/theatre work.	a. Examine and justify original ideas and artistic choices in a drama/theatre work based on critical analysis, background knowledge, and historical and cultural context.	a. Articulate and apply critical analysis, background knowledge, research, and historical and cultural context to the development of original ideas for a drama/theatre work.	a. Explore the function of history and culture in the development of a dramatic concept through a critical analysis of original ideas in a drama/theatre work.	a. Refine a dramatic concept to demonstrate a critical understanding of historical and cultural influences of original ideas applied to a drama/theatre work.	a. Develop and synthesize original ideas in a drama/theatre work utilizing critical analysis, historical and cultural context, research, and western or nonwestern theatre traditions.	Develop
		b. With prompting and support, express original ideas in <b>dramatic play</b> or a <b>guided drama experience</b> (e.g., creative drama, process drama, story drama).	b. With prompting and support, participate in group decision making in a <b>guided drama experience</b> (e.g., process drama, story drama, creative drama).	b. Contribute ideas and make decisions as a group to advance a story in a <b>guided drama experience</b> (e.g., process drama, story drama, creative drama).	b. Compare ideas with peers and make selections that will enhance and deepen group drama/theatre work.	b. Make and discuss group decisions and identify responsibilities required to present a drama/theatre work to peers.	b. Participate in defined responsibilities required to present a drama/theatre work informally to an audience.	b. Contribute ideas and accept and incorporate the ideas of others in preparing or devising drama/theatre work.	b. Demonstrate mutual respect for self and others and their roles in preparing or devising drama/theatre work.	b. Share leadership and responsibilities to develop collaborative goals when preparing or devising drama/theatre work.	b. Investigate the collaborative nature of the actor, director, playwright, and designers and explore their interdependent roles in a drama/theatre work.	b. Cooperate as a creative team to make interpretive choices for a drama/theatre work.	b. Collaborate as a creative team to discover artistic solutions and make interpretive choices in a <b>devised</b> or scripted drama/theatre work.	

**STATE DEPARTMENT OF EDUCATION  
NOVEMBER 30, 2015**

Creating		Anchor Standard 3: Refine and complete artistic work. Enduring Understanding: Theatre artists refine their work and practice their craft through rehearsal. Essential Question(s): How do theatre artists transform and edit their initial ideas?											Creating	
Rehearse		K TH:Cr3.1.K.	1 TH:Cr3.1.1.	2 TH:Cr3.1.2.	3 TH:Cr3.1.3.	4 TH:Cr3.1.4.	5 TH:Cr3.1.5.	6 TH:Cr3.1.6.	7 TH:Cr3.1.7.	8 TH:Cr3.1.8.	HS Proficient TH:Cr3.1.I.	HS Accomplished TH:Cr3.1.II.	HS Advanced TH:Cr3.1.III.	Rehearse
Rehearse	a. With prompting and support, ask and answer questions in <b>dramatic play</b> or a <b>guided drama experience</b> (e.g., process drama, story drama, creative drama).	a. Contribute to the adaptation of the <b>plot</b> in a <b>guided drama experience</b> (e.g., process drama, story drama, creative drama).	a. Contribute to the adaptation of <b>dialogue</b> in a <b>guided drama experience</b> (e.g., process drama, story drama, creative drama).	a. Collaborate with peers to revise, refine, and adapt ideas to fit the given parameters of a drama theatre work.	a. Revise and improve an <b>improvised</b> or <b>scripted</b> drama/theatre work through repetition and collaborative review.	a. Revise and improve an <b>improvised</b> or <b>scripted</b> drama/theatre work through repetition and self-review.	a. Articulate and examine choices to refine a <b>devised</b> or <b>scripted</b> drama/theatre work.	a. Demonstrate <b>focus</b> and concentration in the rehearsal process to analyze and refine choices in a <b>devised</b> or <b>scripted</b> drama/theatre work.	a. Use repetition and analysis in order to revise <b>devised</b> or <b>scripted</b> drama/theatre work.	a. Practice and revise a <b>devised</b> or <b>scripted</b> drama/theatre work using theatrical staging <b>conventions</b> .	a. Use the rehearsal process to analyze the dramatic concept and <b>technical design elements</b> of a <b>devised</b> or <b>scripted</b> drama/theatre work.	a. Refine, transform, and re-imagine a <b>devised</b> or <b>scripted</b> drama/theatre work using the rehearsal process to invent or re-imagine <b>style, genre, form, and conventions</b> .	Rehearse	
		b. Identify similarities and differences in sounds and movements in a <b>guided drama experience</b> (e.g., process drama, story drama, creative drama).	b. Use and adapt sounds and movements in a <b>guided drama experience</b> (e.g., process drama, story drama, creative drama).	b. Participate and contribute to physical and vocal exploration in an <b>improvised</b> or <b>scripted</b> drama/theatre work.	b. Develop physical and vocal exercise techniques for an <b>improvised</b> or <b>scripted</b> drama/theatre work.	b. Use physical and vocal exploration for character development in an <b>improvised</b> or <b>scripted</b> drama/theatre work.	b. Identify effective physical and vocal traits of characters in an <b>improvised</b> or <b>scripted</b> drama/theatre work.	b. Develop effective physical and vocal traits of characters in an <b>improvised</b> or <b>scripted</b> drama/theatre work.	b. Refine effective physical, vocal, and physiological traits of characters in an <b>improvised</b> or <b>scripted</b> drama/theatre work.	b. Explore physical, vocal and physiological choices to develop a performance that is <b>believable, authentic, and relevant</b> to a drama/theatre work.	b. Use research and script analysis to revise physical, vocal, and physiological choices impacting the <b>believability</b> and relevance of a drama/ theatre work.	b. Synthesize ideas from research, <b>script analysis</b> , and context to create a performance that is <b>believable, authentic, and relevant</b> in a drama/theatre work.	Rehearse	
		c. Collaborate to imagine multiple representations of a single object in a <b>guided drama experience</b> (e.g., process drama, story drama, creative drama).	c. Generate independently multiple representations of a single object in a <b>guided drama experience</b> (e.g., process drama, story drama, creative drama).	c. Practice and refine <b>design and technical</b> choices to support a <b>devised</b> or <b>scripted</b> drama/theatre work.	c. Collaborate on solutions to design and technical problems that arise in rehearsal for a drama/theatre work.	c. Create innovative solutions to design and technical problems that arise in rehearsal for a drama/theatre work.	c. Explore a planned technical design during the rehearsal process for a <b>devised</b> or <b>scripted</b> drama/theatre work.	c. Consider multiple planned <b>technical design elements</b> during the rehearsal process for a <b>devised</b> or <b>scripted</b> drama/theatre work.	c. Implement and refine a planned <b>technical design</b> using simple technology during the rehearsal process for <b>devised</b> or <b>scripted</b> drama/theatre work.	c. Refine <b>technical design</b> choices to support the story and emotional impact of a <b>devised</b> or <b>scripted</b> drama/theatre work.	c. Re-imagine and revise <b>technical design</b> choices during the course of a rehearsal process to enhance the story and emotional impact of a <b>devised</b> or <b>scripted</b> drama/theatre work.	c. Apply a high level of technical proficiencies to the rehearsal process to support the story and emotional impact of a <b>devised</b> or <b>scripted</b> drama/theatre work.	Rehearse	



**STATE DEPARTMENT OF EDUCATION  
NOVEMBER 30, 2015**

<b>THEATRE</b>													
Performing	<b>Anchor Standard 4: Select, analyze, and interpret artistic work for presentation.</b> <b>Enduring Understanding: Theatre artists make strong choices to effectively convey meaning.</b> <b>Essential Question(s): Why are strong choices essential to interpreting a drama or theatre piece?</b>												Performing
	K TH:Pr4.1.K.	1 TH:Pr4.1.1.	2 TH:Pr4.1.2.	3 TH:Pr4.1.3.	4 TH:Pr4.1.4.	5 TH:Pr4.1.5.	6 TH:Pr4.1.6.	7 TH:Pr4.1.7.	8 TH:Pr4.1.8.	HS Proficient TH:Pr4.1.I.	HS Accomplished TH:Pr4.1.II. TH:Pr4.1.III.	HS Advanced	
Select	a. With prompting and support, identify characters and <b>setting</b> in <b>dramatic play</b> or a <b>guided drama experience</b> (e.g., process drama, story drama, creative drama).	a. Describe a story's character actions and <b>dialogue</b> in a <b>guided drama experience</b> (e.g., process drama, story drama, creative drama).	a. Interpret <b>story elements</b> in a <b>guided drama experience</b> (e.g., process drama, story drama, creative drama).	a. Apply the elements of dramatic structure to a story and create a drama/theatre work.	a. Modify the <b>dialogue</b> and action to change the story in a drama/theatre work.	a. Describe the underlying thoughts and emotions that create <b>dialogue</b> and action in a drama/theatre work.	a. Identify the essential events in a story or script that make up the dramatic structure in a drama/theatre work.	a. Consider various <b>staging</b> choices to enhance the story in a drama/theatre work.	a. Explore different pacing to better communicate the story in a drama/theatre work.	a. Examine how character relationships assist in telling the story of a drama/theatre work.	a. Discover how unique choices shape <b>believable</b> and sustainable drama/ theatre work.	a. Apply reliable research of directors' styles to form unique choices for a directorial concept in a drama/theatre work.	Select
		b. Use body, face, <b>gestures</b> , and voice to communicate <b>character traits</b> and emotions in a <b>guided drama experience</b> (e.g., process drama, story drama, creative drama).	b. Alter voice and body to expand and articulate nuances of a character in a <b>guided drama experience</b> (e.g., process drama, story drama, creative drama).	b. Investigate how movement and voice are incorporated into drama/theatre work.	b. Make physical choices to develop a character in a drama/theatre work.	b. Use physical choices to create meaning in a drama/theatre work.	b. Experiment with various physical choices to communicate character in a drama/theatre work.	b. Use various character <b>objectives</b> in a drama/theatre work.	b. Use various character <b>objectives</b> and <b>tactics</b> in a drama/theatre work to overcome an obstacle.	b. Shape character choices using <b>given circumstances</b> in a drama/theatre work.	b. Identify essential text information, research from various sources, and the director's concept that influence character choices in a drama/theatre work.	b. Apply a variety of researched <b>acting techniques</b> as an approach to character choices in a drama/theatre work.	

**STATE DEPARTMENT OF EDUCATION  
NOVEMBER 30, 2015**

Performing		Anchor Standard 5: Develop and refine artistic techniques and work for presentation. Enduring Understanding: Theatre artists develop personal processes and skills for a performance or design. Essential Question(s): What can I do to fully prepare a performance or technical design?											Performing	
		K TH:Pr5.1.K.	1 TH:Pr5.1.1.	2 TH:Pr5.1.2.	3 TH:Pr5.1.3.	4 TH:Pr5.1.4.	5 TH:Pr5.1.5.	6 TH:Pr5.1.6.	7 TH:Pr5.1.7.	8 TH:Pr5.1.8.	HS Proficient TH:Pr5.1.I.	HS Accomplished TH:Pr5.1.II.	HS Advanced TH:Pr5.1.III.	
Preparing		a. With prompting and support, understand that voice and sound are fundamental to <b>dramatic play</b> and <b>guided drama experiences</b> (e.g., process drama, story drama, creative drama).	a. With prompting and support, identify and understand that physical movement is fundamental to <b>guided drama experiences</b> (e.g., process drama, story drama, creative drama).	a. Demonstrate the relationship between and among body, voice, and mind in a <b>guided drama experience</b> (e.g., process drama, story drama, creative drama).	a. Participate in a variety of physical, vocal, and cognitive exercises that can be used in a group setting for drama/theatre work.	a. Practice selected exercises that can be used in a group setting for drama/theatre work.	a. Choose acting exercises that can be applied to a drama/theatre work.	a. Recognize how acting exercises and <b>techniques</b> can be applied to a drama/theatre work.	a. Participate in a variety of acting exercises and <b>techniques</b> that can be applied in a rehearsal or drama/theatre performance.	a. Use a variety of <b>acting techniques</b> to increase skills in a rehearsal or drama/theatre performance.	a. Practice various <b>acting techniques</b> to expand skills in a rehearsal or drama/theatre performance.	a. Refine a range of acting skills to build a <b>believable</b> and sustainable drama/theatre performance.	a. Use and justify a collection of acting exercises from reliable resources to prepare a <b>believable</b> and sustainable performance.	Preparing
		b. With prompting and support, explore and experiment with various technical elements in <b>dramatic play</b> or a <b>guided drama experience</b> (e.g., process drama, story drama, creative drama).	b. With prompting and support, identify technical elements that can be used in a <b>guided drama experience</b> (e.g., process drama, story drama, creative drama).	b. Explore technical elements in a <b>guided drama experience</b> (e.g., process drama, story drama, creative drama).	b. Identify the basic <b>technical elements</b> that can be used in drama/theatre work.	b. Propose the use of <b>technical elements</b> in a drama/theatre work.	b. Demonstrate the use of <b>technical elements</b> in a drama/theatre work.	b. Articulate how <b>technical elements</b> are integrated into a drama/ theatre work.	b. Choose a variety of <b>technical elements</b> that can be applied to a design in a drama/theatre work.	b. Use a variety of <b>technical elements</b> to create a design for a rehearsal or drama/theatre production.	b. Use researched <b>technical elements</b> to increase the impact of design for a drama/theatre production.	b. Apply <b>technical elements</b> and research to create a design that communicates the concept of a drama/theatre production.	b. Explain and justify the selection of <b>technical elements</b> used to build a design that communicates the concept of a drama/theatre production.	
Performing		Anchor Standard 6: Convey meaning through the presentation of artistic work. Enduring Understanding: Theatre artists share and present stories, ideas, and envisioned worlds to explore the human experience. Essential Question(s): What happens when theatre artists and audiences share a creative experience?											Performing	
		K TH:Pr6.1.K.	1 TH:Pr6.1.1.	2 TH:Pr6.1.2.	3 TH:Pr6.1.3.	4 TH:Pr6.1.4.	5 TH:Pr6.1.5.	6 TH:Pr6.1.6.	7 TH:Pr6.1.7.	8 TH:Pr6.1.8.	HS Proficient TH:Pr6.1.I.	HS Accomplished TH:Pr6.1.II.	HS Advanced TH:Pr6.1.III.	
Share, Present		a. With prompting and support, use voice and sound in <b>dramatic play</b> or a <b>guided drama experience</b> (e.g., process drama, story drama, creative drama).	a. With prompting and support, use movement and <b>gestures</b> to communicate emotions in a <b>guided drama experience</b> (e.g., process drama, story drama, creative drama).	a. Contribute to group <b>guided drama experiences</b> (e.g., process drama, story drama, creative drama) and informally share with peers.	a. Practice drama/theatre work and share reflections individually and in small groups.	a. Share small-group drama/theatre work, with peers as audience.	a. Present drama/theatre work informally to an audience.	a. Adapt a drama/theatre work and present it informally for an audience.	a. Participate in rehearsals for a drama/theatre work that will be shared with an audience.	a. Perform a rehearsed drama/theatre work for an audience.	a. Perform a <b>scripted</b> drama/theatre work for a specific audience.	a. Present a drama/theatre work using creative processes that shape the production for a specific audience.	a. Present a drama/theatre production for a specific audience that employs research and analysis grounded in the creative perspectives of the playwright, director, designer, and dramaturg.	Share, Present

THEATRE													
Responding	Anchor Standard 7: Perceive and analyze artistic work Enduring Understanding: Theatre artists reflect to understand the impact of drama processes and theatre experiences. Essential Question(s): How do theatre artists comprehend the essence of drama processes and theatre experiences?												Responding
	K TH:Re7.1.K.	1 TH:Re7.1.1.	2 TH:Re7.1.2.	3 TH:Re7.1.3.	4 TH:Re7.1.4.	5 TH:Re7.1.5.	6 TH:Re7.1.6.	7 TH:Re7.1.7.	8 TH:Re7.1.8.	HS Proficient TH:Re7.1.I.	HS Accomplished TH: Re7.1.II.	HS Advanced TH: Re7.1.-III.	
Reflect	a. With prompting and support, express an emotional response to characters in <b>dramatic play</b> or a <b>guided drama experience</b> (e.g., process drama, story drama, creative drama).	a. Recall choices made in a <b>guided drama experience</b> (e.g., process drama, story drama, creative drama).	a. Recognize when artistic choices are made in a <b>guided drama experience</b> (e.g., process drama, story drama, creative drama).	a. Understand why artistic choices are made in a drama/theatre work.	a. Identify artistic choices made in a drama/theatre work through participation and observation.	a. Explain personal reactions to artistic choices made in a drama/theatre work through participation and observation.	a. Describe and record personal reactions to artistic choices in a drama/theatre work.	a. Compare recorded personal and peer reactions to artistic choices in a drama/ theatre work.	a. Apply criteria to the evaluation of artistic choices in a drama/theatre work.	a. Respond to what is seen, felt, and heard in a drama/theatre work to develop criteria for artistic choices.	a. Demonstrate an understanding of multiple interpretations of artistic criteria and how each might be used to influence future artistic choices of a drama/theatre work.	a. Use historical and cultural context to structure and justify personal responses to a drama/theatre work.	Reflect

**STATE DEPARTMENT OF EDUCATION  
NOVEMBER 30, 2015**

Responding		Anchor Standard 8: Interpret intent and meaning in artistic work. Enduring Understanding: Theatre artists' interpretations of drama/theatre work are influenced by personal experiences and aesthetics. Essential Question(s): How can the same work of art communicate different messages to different people?											Responding
		K	1	2	3	4	5	6	7	8	HS Proficient	HS Accomplished	HS Advanced
		TH:Re8.1.K.	TH:Re8.1.1.	TH:Re8.1.2.	TH:Re8.1.3.	TH:Re8.1.4.	TH:Re8.1.5.	TH:Re8.1.6.	TH:Re8.1.7.	TH:Re8.1.8.	TH:Re8.1.I.	TH:Re8.1.II.	TH:Re8.1.III.
Interpret	a. With prompting and support, identify preferences in <b>dramatic play</b> , a <b>guided drama experience</b> (e.g., process drama, story drama, creative drama), or age-appropriate theatre performance.	a. Explain preferences and emotions in a <b>guided drama experience</b> (e.g., process drama, story drama, creative drama), or age-appropriate theatre performance.	a. Explain how personal preferences and emotions affect an observer's response in a <b>guided drama experience</b> (e.g., process drama, story drama, creative drama), or age-appropriate theatre performance.	a. Consider multiple personal experiences when participating in or observing a drama/theatre work.	a. Compare and contrast multiple personal experiences when participating in or observing a drama/theatre work.	a. Justify responses based on personal experiences when participating in or observing a drama/theatre work.	a. Explain how artists make choices based on personal experience in a drama/theatre work.	a. Identify the artistic choices made based on personal experience in a drama/theatre work.	a. Recognize and share artistic choices when participating in or observing a drama/theatre work.	a. Analyze and compare artistic choices developed from personal experiences in multiple drama/theatre works.	a. Develop detailed supporting evidence and criteria to reinforce artistic choices, when participating in or observing a drama/theatre work.	a. Use detailed supporting evidence and appropriate criteria to revise personal work and interpret the work of others when participating in or observing a drama/theatre work.	
	b. With prompting and support, name and describe settings in <b>dramatic play</b> or a <b>guided drama experience</b> (e.g., process drama, story drama, creative drama).	b. Identify causes of character actions in a <b>guided drama experience</b> (e.g., process drama, story drama, or creative drama).	b. Identify causes and consequences of character actions in a <b>guided drama experience</b> (e.g., process drama, story drama, or creative drama).	b. Consider multiple ways to develop a character using physical characteristics and prop or costume design choices that reflect cultural perspectives in drama/theatre work.	b. Compare and contrast the qualities of characters in a drama/theatre work through physical characteristics and prop or costume design choices that reflect cultural perspectives.	b. Explain responses to characters based on cultural perspectives when participating in or observing drama/theatre work.	b. Identify cultural perspectives that may influence the evaluation of a drama/theatre work.	b. Describe how cultural perspectives can influence the evaluation of drama/theatre work.	b. Analyze how cultural perspectives influence the evaluation of a drama/theatre work.	b. Identify and compare cultural perspectives and contexts that may influence the evaluation of a drama/theatre work.	b. Apply concepts from a drama/theatre work for personal realization about cultural perspectives and understanding.	b. Use new understandings of cultures and contexts to shape personal responses to drama/theatre work.	
		c. Explain or use text and pictures to describe how personal emotions and choices compare to the emotions and choices of characters in a <b>guided drama experience</b> (e.g., process drama, story drama, creative drama).	c. Explain or use text and pictures to describe how others' emotions and choices may compare to the emotions and choices of characters in a <b>guided drama experience</b> (e.g., process drama, story drama, creative drama).	c. Examine how connections are made between oneself and a character's emotions in drama/theatre work.	c. Identify and discuss physiological changes connected to emotions in drama/theatre work.	c. Investigate the effects of emotions on posture, <b>gesture</b> , breathing, and vocal intonation in a drama/theatre work.	c. Identify personal aesthetics, preferences, and beliefs through participation in or observation of drama/theatre work.	c. Interpret how the use of personal aesthetics, preferences, and beliefs can be used to discuss drama/theatre work.	c. Apply personal aesthetics, preferences, and beliefs to evaluate a drama/theatre work.	c. Justify personal aesthetics, preferences, and beliefs through participation in and observation of a drama/theatre work.	c. Debate and distinguish multiple aesthetics, preferences, and beliefs through participation in and observation of drama/theatre work.	c. Support and explain aesthetics, preferences, and beliefs to create a context for critical research that informs artistic decisions in a drama/theatre work.	

**STATE DEPARTMENT OF EDUCATION  
NOVEMBER 30, 2015**

Responding		Anchor Standard 9: Apply criteria to evaluate artistic work. Enduring Understanding: Theatre artists apply criteria to investigate, explore, and assess drama and theatre work. Essential Question(s): How are the theatre artist's processes and the audience's perspectives impacted by analysis and synthesis?											Responding	
Evaluate		K TH:Re9.1.K.	1 TH:Re9.1.1.	2 TH:Re9.1.2.	3 TH:Re9.1.3.	4 TH:Re9.1.4.	5 TH:Re9.1.5.	6 TH:Re9.1.6.	7 TH:Re9.1.7.	8 TH:Re9.1.8.	HS Proficient TH:Re9.1.I.	HS Accomplished TH:Re9.1.II.	HS Advanced TH:Re9.1.III.	Evaluate
Evaluate		a. With prompting and support, actively engage with others in <b>dramatic play</b> or a <b>guided drama experience</b> ((e.g., process drama, story drama, creative drama).	a. Build on others' ideas in a <b>guided drama experience</b> (e.g., process drama, story drama, creative drama).	a. Collaborate on a <b>scene</b> in a <b>guided drama experience</b> (e.g., process drama, story drama, creative drama).	a. Understand how and why groups evaluate drama/theatre work.	a. Propose a plan to evaluate drama/theatre work.	a. Develop and implement a plan to evaluate drama/theatre work.	a. Use supporting evidence and criteria to evaluate drama/theatre work.	a. Explain preferences, using supporting evidence and criteria to evaluate drama/theatre work.	a. Respond to a drama/ theatre work using supporting evidence, personal aesthetics, and artistic criteria.	a. Examine a drama/ theatre work using supporting evidence and criteria, while considering art forms, history, culture, and other disciplines.	a. Analyze and assess a drama/theatre work by connecting it to art forms, history, culture, and other disciplines using supporting evidence and criteria.	a. Research and synthesize cultural and historical information related to a drama/theatre work to support or evaluate artistic choices.	
			b. Identify props and costumes that might be used in a <b>guided drama experience</b> (e.g., process drama, story drama, creative drama).	b. Use a prop or costume in a <b>guided drama experience</b> (e.g., process drama, story drama, creative drama) to describe characters, settings, or events.	b. Consider and analyze <b>technical elements</b> from multiple drama/theatre works.	b. Investigate how <b>technical elements</b> may support a <b>theme</b> or idea in a drama/theatre work.	b. Assess how <b>technical elements</b> represent the <b>theme</b> of a drama/theatre work.	b. Apply the <b>production elements</b> used in a drama/theatre work to assess aesthetic choices.	b. Consider the aesthetics of the <b>production elements</b> in a drama/theatre work.	b. Apply the <b>production elements</b> used in a drama/theatre work to assess aesthetic choices.	b. Consider the aesthetics of the <b>production elements</b> in a drama/theatre work.	b. Construct meaning in a drama/theatre work, considering personal aesthetics and knowledge of <b>production elements</b> while respecting others' interpretations.	b. Analyze and evaluate varied aesthetic interpretations of <b>production elements</b> for the same drama/theatre work.	
			c. Compare and contrast the experiences of characters in a <b>guided drama experience</b> (e.g., process drama, story drama, creative drama).	c. Describe how characters respond to challenges in a <b>guided drama experience</b> (e.g., process drama, story drama, creative drama).	c. Evaluate and analyze problems and situations in a drama/theatre work from an audience perspective.	c. Observe how a character's choices impact an audience's perspective in a drama/theatre work.	c. Recognize how a character's circumstances impact an audience's perspective in a drama/theatre work.	c. Identify a specific audience or purpose for a drama/theatre work.	c. Identify how the intended purpose of a drama/theatre work appeals to a specific audience.	c. Assess the impact of a drama/theatre work on a specific audience.	c. Formulate a deeper understanding and appreciation of a drama/ theatre work by considering its specific purpose or intended audience.	c. Verify how a drama/theatre work communicates for a specific purpose and audience.	c. Compare and debate the connection between a drama/theatre work and contemporary issues that may impact audiences.	

STATE DEPARTMENT OF EDUCATION  
NOVEMBER 30, 2015

THEATRE												
Connecting	Anchor Standard 10: Synthesize and relate knowledge and personal experiences to make art. Enduring Understanding: Theatre artists allow awareness of interrelationships between self and others to influence and inform their work. Essential Question(s): What happens when theatre artists foster understanding between self and others through critical awareness, social responsibility, and the exploration of empathy?											Connecting
	K TH:Cn10.1.K.	1 TH:Cn10.1.1.	2 TH:Cn10.1.2.	3 TH:Cn10.1.3.	4 TH:Cn10.1.4.	5 TH:Cn10.1.5.	6 TH:Cn10.1.6.	7 TH:Cn10.1.7.	8 TH:Cn10.1.8.	HS Proficient TH:Cn10.1.I.	HS Accomplished TH:Cn10.1.II.	
Empathize	a. With prompting and support, identify similarities between characters and oneself in <b>dramatic play</b> or a <b>guided drama experience</b> (e.g., process drama, story drama, creative drama).	a. Identify character emotions in a <b>guided drama experience</b> (e.g., process drama, story drama, creative drama) and relate it to personal experience.	a. Relate character experiences to personal experiences in a <b>guided drama experience</b> (e.g., process drama, story drama, creative drama).	a. Use personal experiences and knowledge to make connections to community and culture in a drama/theatre work.	a. Identify the ways drama/theatre work reflects the perspectives of a community or culture.	a. Explain how drama/theatre connects oneself to a community or culture.	a. Explain how the actions and <b>motivations</b> of characters in a drama/theatre work impact perspectives of a community or culture.	a. Incorporate multiple perspectives and diverse community ideas in a drama/theatre work.	a. Examine a community issue through multiple perspectives in a drama/theatre work.	a. Investigate how cultural perspectives, community ideas and personal beliefs impact a drama/theatre work.	a. Choose and interpret a drama/theatre work to reflect or question personal beliefs.	a. Collaborate on a drama/theatre work that examines a critical global issue using multiple personal, community, and cultural perspectives.
Connecting	Anchor Standard 11: Relate artistic ideas and works with societal, cultural, and historical context to deepen understanding Enduring Understanding: Theatre artists understand and can communicate their creative process as they analyze the way the world may be understood. Essential Question(s): What happens when theatre artists allow an understanding of themselves and the world to inform perceptions about theatre and the purpose of their work?											Connecting
	K TH:Cn11.1.K.	1 TH:Cn11.1.1.	2 TH:Cn11.1.2.	3 TH:Cn11.1.3.	4 TH:Cn11.1.4.	5 TH:Cn11.1.5.	6 TH:Cn11.1.6.	7 TH:Cn11.1.7.	8 TH:Cn11.1.8.	HS Proficient TH:Cn11.1.I.	HS Accomplished TH:Cn11.1.II.	
Interrelate	a. With prompting and support, identify skills and knowledge from other areas in <b>dramatic play</b> or a <b>guided drama experience</b> (e.g., process drama, story drama, creative drama).	a. Apply skills and knowledge from different art forms and content areas in a <b>guided drama experience</b> (e.g., process drama, story drama, creative drama).	a. Determine appropriate skills and knowledge from different art forms and content areas to apply in a <b>guided drama experience</b> (e.g., process drama, story drama, creative drama).	a. Identify connections to community, social issues and other content areas in drama/theatre work.	a. Respond to community and social issues and incorporate other content areas in drama/theatre work.	a. Investigate historical, global and social issues expressed in drama/theatre work.	a. Identify universal <b>themes</b> or common social issues and express them through a drama/theatre work.	a. Incorporate music, dance, art, and/or media to strengthen the meaning and <b>conflict</b> in a drama/theatre work with a particular cultural, global, or historic context.	a. Use different forms of drama/theatre work to examine contemporary social, cultural, or global issues.	a. Explore how cultural, global, and historic belief systems affect creative choices in a drama/theatre work.	a. Integrate conventions and knowledge from different art forms and other disciplines to develop a crosscultural drama/theatre work.	a. Develop a drama/theatre work that identifies and questions cultural, global, and historic belief systems.
	a. With prompting and support, identify stories that are different from one another in <b>dramatic play</b> or a <b>guided drama experience</b> (e.g., process drama, story drama, creative drama).	a. Identify similarities and differences in stories from one's own community in a <b>guided drama experience</b> (e.g., process drama, story drama, creative drama).	a. Identify similarities and differences in stories from multiple cultures in a <b>guided drama experience</b> (e.g., process drama, story drama, creative drama).	a. Explore how stories are adapted from literature to drama/theatre work.	a. Investigate crosscultural approaches to storytelling in drama/theatre work.	a. Analyze commonalities and differences between stories set in different cultures in preparation for a drama/theatre work.	a. Research and analyze two different versions of the same drama/theatre story to determine differences and similarities in the visual and aural world of each story.	a. Research and discuss how a playwright might have intended a drama/theatre work to be produced.	a. Research the <b>story elements</b> of a staged drama/theatre work and compare them to another production of the same work.	a. Research how other theatre artists apply creative processes to tell stories in a <b>devised</b> or <b>scripted</b> drama/theatre work, using theatre research methods.	a. Formulate creative choices for a <b>devised</b> or <b>scripted</b> drama/theatre work based on theatre research about the selected topic.	a. Justify the creative choices made in a <b>devised</b> or <b>scripted</b> drama/theatre work, based on a critical interpretation of specific data from theatre research.

**STATE DEPARTMENT OF EDUCATION  
NOVEMBER 30, 2015**

	b. With prompting and support, tell a short story in <b>dramatic play</b> or a <b>guided drama experience</b> (e.g., process drama, story drama, creative drama).	b. Collaborate on the creation of a short scene based on a fictional literary source in a <b>guided drama experience</b> (e.g., process drama, story drama, creative drama).	b. Collaborate on the creation of a short scene based on a non-fiction literary source in a <b>guided drama experience</b> (e.g., process drama, story drama, creative drama).	b. Examine how artists have historically presented the same stories using different art forms, <b>genres</b> , or drama/theatre <b>conventions</b> .	b. Compare the drama/theatre <b>conventions</b> of a given time period with those of the present.	b. Identify historical sources that explain drama/theatre terminology and <b>conventions</b> .	b. Investigate the time period and place of a drama/theatre work to better understand performance and design choices.	b. Examine artifacts from a time period and geographic location to better understand performance and design choices in a drama/theatre work.	b. Identify and use artifacts from a time period and place to develop performance and design choices in a drama/theatre work.	b. Use basic theatre research methods to better understand the social and cultural background of a drama/theatre work.	b. Explore how personal beliefs and biases can affect the interpretation of research data applied in drama/theatre work.	b. Present and support an opinion about the social, cultural, and historical understandings of a drama/theatre work, based on critical research.
--	---	--	--	--	---	--	---	--	---	--	--	--

STATE DEPARTMENT OF EDUCATION  
NOVEMBER 30, 2015

VISUAL ARTS													
Creating	<b>Anchor Standard 1: Generate and conceptualize artistic ideas and work.</b> <b>Enduring Understanding: Creativity and innovative thinking are essential life skills that can be developed.</b> <b>Essential Question(s): What conditions, attitudes, and behaviors support creativity and innovative thinking? What factors prevent or encourage people to take creative risks? How does collaboration expand the creative process?</b>												Creating
	Kindergarten VA:Cr1.1.Ka	1st VA:Cr1.1.1a	2nd VA:Cr1.1.2a	3rd VA:Cr1.1.3a	4th VA:Cr1.1.4a	5th VA:Cr1.1.5a	6th VA:Cr1.1.6a	7th VA:Cr1.1.7a	8th VA:Cr1.1.8a	HS Proficient VA:Cr1.1.1a	HS Accomplished VA:Cr1.1.1a	HS Advanced VA:Cr1.1.1a	
Investigate – Plan – Make	Engage in exploration and imaginative play with materials.	Engage collaboratively in exploration and imaginative play with materials.	Brainstorm collaboratively multiple approaches to an art or design problem.	Elaborate on an imaginative idea.	Brainstorm multiple approaches to a creative art or design problem.	Combine ideas to generate an innovative idea for art-making.	Combine concepts collaboratively to generate innovative ideas for creating art.	Apply methods to overcome creative blocks.	Document early stages of the creative process visually and/or verbally in traditional or new media.	Use multiple approaches to begin creative endeavors.	Individually or collaboratively formulate new creative problems based on student's existing artwork.	Visualize and hypothesize to generate plans for ideas and directions for creating art and design that can affect social change.	
	<b>Enduring Understanding: Artists and designers shape artistic investigations, following or breaking with traditions in pursuit of creative artmaking goals.</b> <b>Essential Question(s): How does knowing the contexts histories, and traditions of art forms help us create works of art and design? Why do artists follow or break from established traditions? How do artists determine what resources and criteria are needed to formulate artistic investigations?</b>												
	Kindergarten VA:Cr1.2.Ka	1st VA:Cr1.2.1a	2nd VA:Cr1.2.2a	3rd VA:Cr1.2.3a	4th VA:Cr1.2.4a	5th VA:Cr1.2.5a	6th VA:Cr1.2.6a	7th VA:Cr1.2.7a	8th VA:Cr1.2.8a	HS Proficient VA:Cr1.2.1a	HS Accomplished VA:Cr1.2.1a	HS Advanced VA:Cr1.2.1a	
Engage collaboratively in creative art-making in response to an artistic problem.	Use observation and investigation in preparation for making a work of art.	Make art or design with various materials and tools to explore personal interests, questions, and curiosity.	Apply knowledge of available resources, tools, and technologies to investigate personal ideas through the art-making process.	Collaboratively set goals and create artwork that is meaningful and has purpose to the makers.	Identify and demonstrate diverse methods of artistic investigation to choose an approach for beginning a work of art.	Formulate an artistic investigation of personally relevant content for creating art.	Develop criteria to guide making a work of art or design to meet an identified goal.	Collaboratively shape an artistic investigation of an aspect of presentday life using a contemporary practice of art and design.	Shape an artistic investigation of an aspect of presentday life using a contemporary practice of art or design.	Choose from a range of materials and methods of traditional and contemporary artistic practices to plan works of art and design.	Choose from a range of materials and methods of traditional and contemporary artistic practices, following or breaking established conventions, to plan the making of multiple works of art and design based on a theme, idea, or concept.		



STATE DEPARTMENT OF EDUCATION  
NOVEMBER 30, 2015

Creating	Anchor Standard 2: Organize and develop artistic ideas and work. Enduring Understanding: Artists and designers experiment with forms, structures, materials, concepts, media, and art-making approaches Essential Question(s): How do artists work? How do artists and designers determine whether a particular direction in their work is effective? How do artists and designers learn from trial and error?												Creating	
	Kindergarten VA:Cr2.1.Ka	1st VA:Cr2.1.1a	2nd VA:Cr2.1.2a	3rd VA:Cr2.1.3a	4th VA:Cr2.1.4a	5th VA:Cr2.1.5a	6th VA:Cr2.1.6a	7th VA:Cr2.1.7a	8th VA:Cr2.1.8a	HS Proficient VA:Cr2.1.Ia	HS Accomplished VA:Cr2.1.IIa	HS Advanced VA:Cr2.1.IIIa		
Investigate	Through experimentation, build skills in various <b>media</b> and approaches to artmaking.	Explore uses of <b>materials</b> and tools to create works of art or design.	Experiment with various <b>materials</b> and tools to explore personal interests in a work of art or design.	Create personally satisfying artwork using a variety of artistic processes and <b>materials</b> .	Explore and invent art-making techniques and approaches.	Experiment and develop skills in multiple art-making techniques and approaches through practice.	Demonstrate openness in trying new ideas, <b>materials</b> , methods, and approaches in making works of art and design.	Demonstrate persistence in developing skills with various <b>materials</b> , methods, and approaches in creating works of art or design.	Demonstrate willingness to experiment, innovate, and take risks to pursue ideas, forms, and meanings that emerge in the process of artmaking or designing.	Engage in making a work of art or design without having a preconceived plan.	Through experimentation, practice, and persistence, demonstrate acquisition of skills and knowledge in a chosen art form.	Experiment, plan, and make multiple works of art and design that explore a personally meaningful theme, idea, or <b>concept</b> .	Investigate	
	Enduring Understanding: Artists and designers balance experimentation and safety, freedom and responsibility while developing and creating artworks. Essential Question(s): How do artists and designers care for and maintain materials, tools, and equipment? Why is it important for safety and health to understand and follow correct procedures in handling materials, tools, and equipment? What responsibilities come with the freedom to create?													
	Kindergarten VA:Cr2.2.Ka	1st VA:Cr2.2.1a	2nd VA:Cr2.2.2a	3rd VA:Cr2.2.3a	4th VA:Cr2.2.4a	5th VA:Cr2.2.5a	6th VA:Cr2.2.6a	7th VA:Cr2.2.7a	8th VA:Cr2.2.8a	HS Proficient VA:Cr2.2.Ia	HS Accomplished VA:Cr2.2.IIa	HS Advanced VA:Cr2.2.IIIa		
a. Identify safe and non-toxic art <b>materials</b> , tools, and equipment.	Demonstrate safe and proper procedures for using <b>materials</b> , tools, and equipment while making art.	Demonstrate safe procedures for using and cleaning art tools, equipment, and studio spaces.	Demonstrate an understanding of the safe and proficient use of <b>materials</b> , tools, and equipment for a variety of artistic processes.	When making works of art, utilize and care for <b>materials</b> , tools, and equipment in a manner that prevents danger to oneself and others.	Demonstrate quality craftsmanship through care for and use of <b>materials</b> , tools, and equipment.	Explain environmental implications of conservation, care, and clean-up of art <b>materials</b> , tools, and equipment.	Demonstrate awareness of ethical responsibility to oneself and others when posting and sharing <b>images</b> and other materials through the Internet, social media, and other communication formats.	Demonstrate awareness of practices, issues, and ethics of <b>appropriation, fair use, copyright, open source, and creative commons</b> as they apply to creating works of art and design.	Explain how traditional and nontraditional <b>materials</b> may impact human health and the environment and demonstrate safe handling of <b>materials</b> , tools, and equipment.	Demonstrate awareness of ethical implications of making and distributing creative work.	Demonstrate understanding of the importance of balancing freedom and responsibility in the use of <b>images, materials</b> , tools, and equipment in the creation and circulation of creative work.	Investigate		
Enduring Understanding: People create and interact with objects, places, and design that define, shape, enhance, and empower their lives. Essential Question(s): How do objects, places, and design shape lives and communities? How do artists and designers determine goals for designing or redesigning objects, places, or systems? How do artists and designers create works of art or design that effectively communicate?														
Kindergarten VA:Cr2.3.Ka	1st VA:Cr2.3.1a	2nd VA:Cr2.3.2a	3rd VA:Cr2.3.3a	4th VA:Cr2.3.4a	5th VA:Cr2.3.5a	6th VA:Cr2.3.6a	7th VA:Cr2.3.7a	8th VA:Cr2.3.8a	HS Proficient VA:Cr2.3.Ia	HS Accomplished VA:Cr2.3.IIa	HS Advanced VA:Cr2.3.IIIa			
Create art that represents natural and constructed environments.	Identify and classify uses of everyday objects through drawings, diagrams, sculptures, or other visual means.	Repurpose objects to make something new.	Individually or <b>collaboratively</b> construct representations, diagrams, or maps of places that are part of everyday life.	Document, describe, and represent regional constructed environments.	Identify, describe, and visually document places and/or objects of personal significance.	<b>Design</b> or redesign objects, places, or systems that meet the identified needs of diverse users.	Apply <b>visual organizational strategies</b> to design and produce a work of art, <b>design</b> , or media that clearly communicates information or ideas.	Select, organize, and <b>design images</b> and words to make visually clear and compelling presentations.	<b>Collaboratively</b> develop a proposal for an installation, artwork, or space design that transforms the perception and experience of a particular place.	Redesign an object, system, place, or design in response to contemporary issues.	Demonstrate in works of art or design how visual and <b>material culture</b> defines, shapes, enhances, inhibits, and/or empowers people's lives.	Investigate		

STATE DEPARTMENT OF EDUCATION  
NOVEMBER 30, 2015

Creating		Anchor Standard 3: Refine and complete artistic work. Enduring Understanding: Artist and designers develop excellence through practice and constructive critique, reflecting on, revising, and refining work over time. Essential Question(s): What role does persistence play in revising, refining, and developing work? How do artists grow and become accomplished in art forms? How does collaboratively reflecting on a work help us experience it more completely?											Creating	
Reflect – Refine – Continue		Kindergarten VA:Cr3.1.Ka	1st VA:Cr3.1.1a	2nd VA:Cr3.1.2a	3rd VA:Cr3.1.3a	4th VA:Cr3.1.4a	5th VA:Cr3.1.5a	6th VA:Cr3.1.6a	7th VA:Cr3.1.7a	8th VA:Cr3.1.8a	HS Proficient VA:Cr3.1.Ia	HS Accomplished VA:Cr3.1.IIa	HS Advanced VA:Cr3.1.IIIa	Reflect – Refine – Continue
		Explain the process of making art while creating.	Use art vocabulary to describe choices while creating art.	Discuss and reflect with peers about choices made in creating artwork.	Elaborate visual information by adding details in an artwork to enhance emerging meaning.	Revise artwork in progress on the basis of insights gained through peer discussion.	Create <b>artist statements</b> using art vocabulary to describe personal choices in artmaking.	Reflect on whether personal artwork conveys the intended meaning and revise accordingly.	Reflect on and explain important information about personal artwork in an <b>artist statement</b> or another format.	Apply relevant <b>criteria</b> to examine, reflect on, and plan revisions for a work of art or design in progress.	Apply <b>relevant criteria</b> from traditional and contemporary <b>cultural contexts</b> to examine, reflect on, and plan revisions for works of art and design in progress.	Engage in constructive <b>critique</b> with peers, then reflect on, reengage, revise, and refine works of art and design in response to personal artistic vision.	Reflect on, reengage, revise, and refine works of art or design considering relevant <b>contemporary criteria</b> as well as personal artistic vision.	

STATE DEPARTMENT OF EDUCATION  
NOVEMBER 30, 2015

VISUAL ARTS

VISUAL ARTS													
Presenting	Anchor Standard 4: Select, analyze, and interpret artistic work for presentation. Enduring Understanding: Artists and other presenters consider various techniques, methods, venues, and criteria when analyzing, selecting, and curating objects artifacts, and artworks for preservation and presentation. Essential Question(s): How are artworks cared for and by whom? What criteria, methods, and processes are used to select work for preservation or presentation? Why do people value objects, artifacts, and artworks, and select them for presentation?												Presenting
	Kindergarten VA:Pr4.1.Ka	1st VA:Pr4.1.1a	2nd VA:Pr4.1.2a	3rd VA:Pr4.1.3a	4th VA:Pr4.1.4a	5th VA:Pr4.1.5a	6th VA:Pr4.1.6a	7th VA:Pr4.1.7a	8th VA:Pr4.1.8a	HS Proficient VA:Pr4.1.Ia	HS Accomplished VA:Pr4.1.IIa	HS Advanced VA:Pr4.1.IIIa	
Select	Select art objects for personal <b>portfolio</b> and display, explaining why they were chosen.	Explain why some objects, artifacts, and artwork are valued over others.	Categorize artwork based on a theme or concept for an exhibit.	Investigate and discuss possibilities and limitations of spaces, including electronic, for exhibiting artwork.	Analyze how past, present, and emerging <b>technologies</b> have impacted the <b>preservation</b> and presentation of artwork.	Define the roles and responsibilities of a curator, explaining the skills and knowledge needed in <b>preserving</b> , maintaining, and presenting objects, artifacts, and artwork.	Analyze similarities and differences associated with <b>preserving</b> and presenting two-dimensional, three-dimensional, and digital artwork.	Compare and contrast how <b>technologies</b> have changed the way artwork is preserved, presented, and experienced.	Develop and apply <b>criteria</b> for evaluating a collection of artwork for presentation.	Analyze, select, and <b>curate</b> artifacts and/or artworks for presentation and <b>preservation</b> .	Analyze, select, and <b>critique</b> personal artwork for a collection or <b>portfolio</b> presentation.	<b>Critique</b> , justify, and present choices in the process of analyzing, selecting, <b>curating</b> , and presenting artwork for a specific exhibit or event.	Select
Presenting	Anchor Standard 5: Develop and refine artistic techniques and work for presentation. Enduring Understanding: Artists, curators and others consider a variety of factors and methods including evolving technologies when preparing and refining artwork for display and or when deciding if and how to preserve and protect it. Essential Question(s): What methods and processes are considered when preparing artwork for presentation or preservation? How does refining artwork affect its meaning to the viewer? What criteria are considered when selecting work for presentation, a portfolio, or a collection?												Presenting
	Kindergarten VA:Pr5.1.Ka	1st VA:Pr5.1.1a	2nd VA:Pr5.1.2a	3rd VA:Pr5.1.3a	4th VA:Pr5.1.4a	5th VA:Pr5.1.5a	6th VA:Pr5.1.6a	7th VA:Pr5.1.7a	8th VA:Pr5.1.8a	HS Proficient VA:Pr5.1.Ia	HS Accomplished VA:Pr5.1.IIa	HS Advanced VA:Pr5.1.IIIa	
Analyze	Explain the purpose of a <b>portfolio</b> or collection.	Ask and answer questions such as where, when, why, and how artwork should be prepared for presentation or <b>preservation</b> .	Distinguish between different <b>materials</b> or artistic techniques for preparing artwork for presentation.	Identify exhibit space and prepare works of art including <b>artists' statements</b> , for presentation.	Analyze the various considerations for presenting and protecting art in various locations, indoor or outdoor settings, in temporary or permanent forms, and in physical or <b>digital formats</b> .	Develop a logical argument for safe and effective use of <b>materials</b> and techniques for preparing and presenting artwork.	Individually or <b>collaboratively</b> , develop a <b>visual plan</b> for displaying works of art, analyzing exhibit space, the needs of the viewer, and the layout of the exhibit.	Based on <b>criteria</b> , analyze and evaluate methods for preparing and presenting art.	<b>Collaboratively</b> prepare and present selected themebased artwork for display, and formulate <b>exhibition narratives</b> for the viewer.	Analyze and evaluate the reasons and ways an exhibition is presented.	Evaluate, select, and apply methods or processes appropriate to display artwork in a specific place.	Investigate, compare, and contrast methods for <b>preserving</b> and protecting art.	Analyze
Presenting	Anchor Standard 6: Convey meaning through the presentation of artistic work. Enduring Understanding: Objects, artifacts, and artworks collected, preserved, or presented either by artists, museums, or other venues communicate meaning and a record of social, cultural, and political experiences resulting in the cultivating of appreciation and understanding. Essential Question(s): What is an art museum? How does the presenting and sharing of objects, artifacts, and artworks influence and shape ideas, beliefs, and experiences? How do objects, artifacts, and artworks collected, preserved, or presented, cultivate appreciation and understanding?												Presenting
	Kindergarten VA:Pr6.1.Ka	1st VA:Pr6.1.1a	2nd VA:Pr6.1.2a	3rd VA:Pr6.1.3a	4th VA:Pr6.1.4a	5th VA:Pr6.1.5a	6th VA:Pr6.1.6a	7th VA:Pr6.1.7a	8th VA:Pr6.1.8a	HS Proficient VA:Pr6.1.Ia	HS Accomplished VA:Pr6.1.IIa	HS Advanced VA:Pr6.1.IIIa	
Share	Explain what an art museum is and distinguish how an art museum is different from other buildings.	Identify the roles and responsibilities of people who work in and visit museums and other art <b>venues</b> .	Analyze how art exhibited inside and outside of schools (such as in museums, galleries, virtual spaces, and other <b>venues</b> ) contributes to communities.	Identify and explain how and where different cultures record and illustrate stories and history of life through art.	Compare and contrast purposes of art museums, art galleries, and other <b>venues</b> , as well as the types of personal experiences they provide.	Cite evidence about how an exhibition in a museum or other <b>venue</b> presents ideas and provides information about a specific concept or topic.	Assess, explain, and provide evidence of how museums or other <b>venues</b> reflect history and values of a community.	Compare and contrast viewing and experiencing collections and exhibitions in different <b>venues</b> .	Analyze why and how an exhibition or collection may influence ideas, beliefs, and experiences.	Analyze and describe the impact that an exhibition or collection has on personal awareness of social, cultural, or political beliefs and understandings.	Make, explain, and justify connections between artists or artwork and social, cultural, and political history.	<b>Curate</b> a collection of objects, artifacts, or artwork to impact the viewer's understanding of social, cultural, and/or political experiences.	Share

STATE DEPARTMENT OF EDUCATION  
NOVEMBER 30, 2015

**VISUAL ARTS**

VISUAL ARTS													
Responding	Anchor Standard 7: Perceive and analyze artistic work												Responding
	Enduring Understanding: Individual aesthetic and empathetic awareness developed through engagement with art can lead to understanding and appreciation of self, others, the natural world, and constructed environments. Essential Question(s): How do life experiences influence the way you relate to art? How does learning about art impact how we perceive the world? What can we learn from our responses to art?												
	Kindergarten VA:Re.7.1.Ka	1st VA:Re.7.1.1a	2nd VA:Re.7.1.2a	3rd VA:Re.7.1.3a	4th VA:Re.7.1.4a	5th VA:Re.7.1.5a	6th VA:Re.7.1.6a	7th VA:Re.7.1.7a	8th VA:Re.7.1.8a	HS Proficient VA:Re.7.1.Ia	HS Accomplished VA:Re.7.1.IIa	HS Advanced VA:Re.7.1.IIIa	
Perceive	Identify uses of art within one's personal environment.	Select and describe works of art that illustrate daily life experiences of one's self and others.	Perceive and describe aesthetic <b>characteristics</b> of one's natural world and constructed environments.	Speculate about processes an artist uses to create a work of art.	Compare responses to a work of art before and after working in similar <b>media</b> .	Compare one's own interpretation of a work of art with the interpretation of others.	Identify and interpret works of art or design that reveal how people live around the world and what they value.	Explain how the method of display, the location, and the experience of an artwork influence how it is perceived and valued.	Explain how a person's aesthetic choices are influenced by culture and environment and impact the visual image that one conveys to others.	Hypothesize ways in which art influences perception and understanding of human experiences.	Recognize and describe personal aesthetic and empathetic responses to the natural world and constructed environments.	Analyze how responses to art develop over time based on knowledge of and experience with art and life.	Perceive
	Enduring Understanding: Visual imagery influences understanding of and responses to the world. Essential Question(s): What is an image? Where and how do we encounter images in our world? How do images influence our views of the world?												
	Kindergarten VA:Re.7.2.Ka	1st VA:Re.7.2.1a	2nd VA:Re.7.2.2a	3rd VA:Re.7.2.3a	4th VA:Re.7.2.4a	5th VA:Re.7.2.5a	6th VA:Re.7.2.6a	7th VA:Re.7.2.7a	8th VA:Re.7.2.8a	HS Proficient VA:Re.7.2.Ia	HS Accomplished VA:Re.7.2.IIa	HS Advanced VA:Re.7.2.IIIa	
Describe what an <b>image</b> represents.	Compare <b>images</b> that represent the same subject.	Categorize <b>images</b> based on <b>expressive properties</b> .	Determine messages communicated by an <b>image</b> .	Analyze components in <b>visual imagery</b> that convey messages.	Identify and analyze cultural associations suggested by <b>visual imagery</b> .	Analyze ways that <b>visual components</b> and cultural associations suggested by images influence ideas, emotions, and actions.	Analyze multiple ways that <b>images</b> influence specific audiences.	Compare and contrast <b>contexts</b> and <b>media</b> in which viewers encounter images that influence ideas, emotions, and actions.	Analyze how one's understanding of the world is affected by experiencing <b>visual imagery</b> .	Evaluate the effectiveness of an <b>image</b> or images to influence ideas, feelings, and behaviors of specific audiences.	Determine the commonalities within a group of artists or visual <b>images</b> attributed to a particular type of art, timeframe, or culture.		

STATE DEPARTMENT OF EDUCATION  
NOVEMBER 30, 2015

Responding		Anchor Standard 8: Interpret intent and meaning in artistic work. Enduring Understanding: People gain insights into meanings of artworks by engaging in the process of art criticism. Essential Question(s): What is the value of engaging in the process of art criticism? How can the viewer "read" a work of art as text? How does knowing and using visual art vocabularies help us understand and interpret works of art?												Responding		
		Kindergarten VA:Re8.1.Ka	1st VA:Re8.1.1a	2nd VA:Re8.1.2a	3rd VA:Re8.1.3a	4th VA:Re8.1.4a	5th VA:Re8.1.5a	6th VA:Re8.1.6a	7th VA:Re8.1.7a	8th VA:Re8.1.8a	HS Proficient VA:Re8.1.1a	HS Accomplished VA:Re8.1.1a	HS Advanced VA:Re8.1.11a			
Analyze	Interpret art by identifying subject matter and describing relevant details.	Interpret art by categorizing subject matter and identifying the <b>characteristics of form</b> .	Interpret art by identifying the mood suggested by a work of art and describing relevant subject matter and <b>characteristics of form</b> .	Interpret art by analyzing use of <b>media</b> to create subject matter, <b>characteristics of form</b> , and mood.	Interpret art by referring to contextual information and analyzing relevant subject matter, <b>characteristics of form</b> , and use of <b>media</b> .	Interpret art by analyzing <b>characteristics of form</b> and structure, contextual information, subject matter, visual elements, and use of <b>media</b> to identify ideas and mood conveyed.	Interpret art by distinguishing between relevant and non-relevant contextual information and analyzing subject matter, <b>characteristics of form</b> and structure, and use of <b>media</b> to identify ideas and mood conveyed.	Interpret art by analyzing artmaking approaches, the <b>characteristics of form</b> and structure, relevant contextual information, subject matter, and use of <b>media</b> to identify ideas and mood conveyed.	Interpret art by analyzing how the interaction of subject matter, <b>characteristics of form</b> and structure, use of <b>media</b> , <b>artmaking approaches</b> , and relevant contextual information contributes to understanding messages or ideas and mood conveyed.	Interpret an artwork or collection of works, supported by relevant and sufficient evidence found in the work and its various <b>contexts</b> .	Identify types of contextual information useful in the process of constructing interpretations of an artwork or collection of works.	Analyze differing interpretations of an artwork or collection of works in order to select and defend a plausible critical analysis.	Analyze			
		<th colspan="2" rowspan="2">Responding</th> <th colspan="12">Anchor Standard 9: Apply criteria to evaluate artistic work. Enduring Understanding: People evaluate art based on various criteria. Essential Question(s): How does one determine criteria to evaluate a work of art? How and why might criteria vary? How is a personal preference different from an evaluation?</th> <th colspan="2" rowspan="2">Responding</th>	Responding		Anchor Standard 9: Apply criteria to evaluate artistic work. Enduring Understanding: People evaluate art based on various criteria. Essential Question(s): How does one determine criteria to evaluate a work of art? How and why might criteria vary? How is a personal preference different from an evaluation?											
Kindergarten VA:Re9.1.Ka	1st VA:Re9.1.1a	2nd VA:Re9.1.2a			3rd VA:Re9.1.3a	4th VA:Re9.1.4a	5th VA:Re9.1.5a	6th VA:Re9.1.6a	7th VA:Re9.1.7a	8th VA:Re9.1.8a	HS Proficient VA:Re9.1.1a	HS Accomplished VA:Re9.1.1a	HS Advanced VA:Re9.1.11a			
Interpret	Explain reasons for selecting a preferred artwork.	Classify artwork based on different reasons for preferences.	Use learned art vocabulary to express preferences about artwork.	Evaluate an artwork based on given <b>criteria</b> .	Apply one set of <b>criteria</b> to evaluate more than one work of art.	Recognize differences in <b>criteria</b> used to evaluate works of art depending on <b>styles, genres</b> , and <b>media</b> as well as historical and <b>cultural contexts</b> .	Develop and apply <b>relevant criteria</b> to evaluate a work of art.	Compare and explain the difference between an evaluation of an artwork based on <b>personal criteria</b> and an evaluation of an artwork based on a set of <b>established criteria</b> .	Create a convincing and logical argument to support an evaluation of art.	Establish <b>relevant criteria</b> in order to evaluate a work of art or collection of works.	Determine the relevance of <b>criteria</b> used by others to evaluate a work of art or collection of works.	Construct evaluations of a work of art or collection of works based on differing sets of <b>criteria</b> .	Interpret			

STATE DEPARTMENT OF EDUCATION  
NOVEMBER 30, 2015

VISUAL ARTS													
Connecting	<b>Anchor Standard 10: Synthesize and relate knowledge and personal experiences to make art.</b> <b>Enduring Understanding: Through art-making, people make meaning by investigating and developing awareness of perceptions, knowledge, and experiences.</b> <b>Essential Question(s): How does engaging in creating art enrich people's lives? How does making art attune people to their surroundings? How do people contribute to awareness and understanding of their lives and the lives of their communities through art-making?</b>												Connecting
	Kindergarten VA:Cn10.1.Ka	1st VA:Cn10.1.1a	2nd VA:Cn10.1.2a	3rd VA:Cn10.1.3a	4th VA:Cn10.1.4a	5th VA:Cn10.1.5a	6th VA:Cn10.1.6a	7th VA:Cn10.1.7a	8th VA:Cn10.1.8a	HS Proficient VA:Cn10.1.1a	HS Accomplished VA:Cn10.1.1Ia	HS Advanced VA:Cn10.1.1IIa	
Synthesize	Create art that tells a story about a life experience.	Identify times, places, and reasons by which students make art outside of school.	Create works of art about events in home, school, or community life.	Develop a work of art based on observations of surroundings.	Create works of art that reflect community <b>cultural traditions</b> .	Apply <b>formal and conceptual vocabularies</b> of art and design to view surroundings in new ways through artmaking.	Generate a collection of ideas reflecting current interests and concerns that could be investigated in artmaking.	Individually or <b>collaboratively</b> create visual documentation of places and times in which people gather to make and experience art or design in the community.	Make art <b>collaboratively</b> to reflect on and reinforce positive aspects of group identity.	Document the process of developing ideas from early stages to fully elaborated ideas.	Utilize inquiry methods of observation, research, and experimentation to explore unfamiliar subjects through artmaking.	Synthesize knowledge of social, cultural, historical, and personal life with <b>art-making approaches</b> to create meaningful works of art or design.	Synthesize
Connecting	<b>Anchor Standard 11: Relate artistic ideas and works with societal, cultural, and historical context to deepen understanding</b> <b>Enduring Understanding: People develop ideas and understandings of society, culture, and history through their interactions with and analysis of art.</b> <b>Essential Question(s): How does art help us understand the lives of people of different times, places, and cultures? How is art used to impact the views of a society? How does art preserve aspects of life?</b>												Connecting
	Kindergarten VA:Cn11.1.Ka	1st VA:Cn11.1.1a	2nd VA:Cn11.1.2a	3rd VA:Cn11.1.3a	4th VA:Cn11.1.4a	5th VA:Cn11.1.5a	6th VA:Cn11.1.6a	7th VA:Cn11.1.7a	8th VA:Cn11.1.8a	HS Proficient VA:Cn11.1.1a	HS Accomplished VA:Cn11.1.1Ia	HS Advanced VA:Cn11.1.1IIa	
Relate	Identify a purpose of an artwork.	Understand that people from different places and times have made art for a variety of reasons.	Compare and contrast cultural uses of artwork from different times and places.	Recognize that responses to art change depending on knowledge of the time and place in which it was made.	Through observation, infer information about time, place, and culture in which a work of art was created.	Identify how art is used to inform or change beliefs, values, or behaviors of an individual or society.	Analyze how art reflects changing times, traditions, resources, and cultural uses.	Analyze how response to art is influenced by understanding the time and place in which it was created, the available resources, and cultural uses.	Distinguish different ways art is used to represent, establish, reinforce, and reflect group identity.	Describe how knowledge of culture, traditions, and history may influence personal responses to art.	Compare uses of art in a variety of societal, cultural, and historical <b>contexts</b> and make connections to uses of art in contemporary and local <b>contexts</b> .	Appraise the impact of an artist or a group of artists on the beliefs, values, and behaviors of a society.	Relate

## COMMUNICATION

**Communicate effectively in multiple languages and utilize the target language to function in a variety of social/work related situations.**

**Enduring Understanding:** Communication and collaboration in more than one language is vital for success in an interconnected world.

**Essential Question(s)?**

What is the purpose of language?

What do humans do with language and to what end?

How does an increasingly interconnected world impact language learning?

<p><b>Interpersonal communication</b> COMM 1: Interact with others in the target language and gain meaning from interactions in the target language.</p>	<p style="text-align: right;"><b>Objective: COMM 1.1</b></p> <p>Interact and negotiate meaning (spoken, signed, written conversation) to share information, reactions, feelings, and opinions</p>
<p><b>Interpretive communication</b> COMM 2: Discover meaning from what is heard, read or viewed on a variety of topics in the target language.</p>	<p style="text-align: right;"><b>Objective: COMM 2.1</b></p> <p>Understand, interpret, and analyze what is heard, read, or viewed on a variety of topics.</p>
<p><b>Presentational communication</b> COMM 3: Utilize appropriate media to present an idea to an audience</p>	<p style="text-align: right;"><b>Objective: COMM 3.1</b></p> <p>Present information, concepts, and ideas to inform, explain, persuade, and narrate on a variety of topics using appropriate media in the target language.</p>
	<p style="text-align: right;"><b>Objective: COMM 3.2</b></p> <p>Adapt presentation to various audiences of listeners, readers, or viewers.</p>

## CULTURES

Interact with cultural competence and understanding in an interconnected world.

**Enduring Understanding:** The study of culture is deeply intertwined with the study of other languages. Developing an understanding and awareness of other cultures' perspectives is critical in the development of global competence.

**Essential Question(s):**

- How do a variety of cultures impact our daily lives?
- Why is cultural sensitivity an important part of gaining global competence?
- What is their perspective?
- How does their perspective influence what people do/create?

<p><b>Relating cultural practices to perspective</b> Standard CLTR 1: Investigate, explain and reflect on the relationship between the <b>practices</b> and perspectives of the cultures studied in the target language.</p>	<p style="text-align: center;"><b>Objective: CLTR 1.1</b></p> <p>Analyze the cultural practices/patterns of behavior accepted as the societal norm in the target culture.</p>
	<p style="text-align: center;"><b>Objective: CLTR 1.2</b></p> <p>Explain the relationship between cultural practices/behaviors and the perspectives that represent the target culture's view of the world.</p>
	<p style="text-align: center;"><b>Objective: CLTR 1.3</b></p> <p>Function appropriately in diverse contexts within the target culture.</p>
<p><b>Relating cultural products to perspective</b> Standard CLTR 2: Investigate, explain and reflect on the relationship between the <b>products</b> and perspectives of the cultures studied in the target language.</p>	<p style="text-align: center;"><b>Objective: CLTR 2.1</b></p> <p>Analyze the significance of a product (art, music, literature, etc...) in a target culture.</p>
	<p style="text-align: center;"><b>Objective: CLTR 2.2</b></p> <p>Describe the connections of products from the target culture with the practices and perspectives of the culture.</p>
	<p style="text-align: center;"><b>Objective: CLTR 2.3</b></p> <p>Justify the underlying beliefs or values of the target culture that resulted in the creation of the product.</p>



## C ONNECTIONS

Acquire information and diverse perspectives in order to use the target language to connect to other disciplines and to function in academic and career related situations.

**Enduring Understanding:** Interdisciplinary learning is a critical component in the educational experience of all students. Connecting multiple disciplines builds and reinforces the content knowledge of those disciplines and develops critical thinking/problem solving skills.

**Essential Question(s):**

What role does language learning play in the educational experience of students?  
 How does connecting to other disciplines make students well-informed global citizens?  
 How does extending student access to variety of information and diverse perspectives influence their ability to perform in academic and career related settings?

Making connections Standard CONN 1: Build, reinforce, and expand knowledge of other disciplines while using the target language to develop critical thinking/creative problem solving skills.	Objective: CONN 1.1 Compare and contrast information acquired from other content areas.
	Objective: CONN 1.2 Relate information studied in other subjects to the target language and culture.
Acquiring information and diverse perspectives Standard CONN 2: Access and evaluate information and diverse perspectives that are available through the target language and its cultures.	Objective: CONN 2.1 Access authentic materials prepared in the target language by or for native speakers.
	Objective: CONN 2.2 Analyze the content and cultural perspectives of authentic materials prepared in the target language by or for native speakers
	Objective: CONN 2.3 Compare and contrast cultural similarities and differences in authentic materials.

## COMPARISONS

Develop insight and understanding of target culture and language in order to interact with cultural competence.

Enduring Understanding: Languages and cultures are multi-faceted, the diverse patterns and perspectives inherent to language systems/cultures express meaning in culturally appropriate ways.

Essential Question(s):

How does the target language differ from the learner's first language?

How do the target culture's perspectives compare to the learner's perspective?

<p><b>Language Comparisons</b> Standard COMP 1: Investigate, explain, and reflect on the nature of language through comparisons of the language studied and their own.</p>	<p><b>Objective: COMP 1.1</b> Observe formal and informal forms of language.</p>
	<p><b>Objective: COMP 1.2</b> Identify patterns and explain discrepancies the sounds and the writing system in the target language.</p>
	<p><b>Objective: COMP 1.3</b> Compare and analyze idiomatic expressions in the target language.</p>
<p><b>Cultural Comparisons</b> Standard COMP 2: Investigate, explain, and reflect on the concept of culture through the comparisons of the cultures studied and their own.</p>	<p><b>Objective: COMP 2.1</b> Identify, describe and compare/contrast products and their use in the target culture with the learner's culture.</p>
	<p><b>Objective: COMP 2.2</b> Compare and contrast appropriate gestures and oral expressions in the target culture with the learner's culture.</p>
	<p><b>Objective: COMP 2.3</b> Compare and contrast authentic materials from the target culture with the learner's culture.</p>

**STATE DEPARTMENT OF EDUCATION  
NOVEMBER 30, 2015**

## COMMUNITIES

Communicate and interact with cultural competence in multilingual communities at home and around the world.

Enduring Understanding: The increasing interconnectedness of the world’s economy requires that United States citizens continue to become proficient in other languages and adept at understanding and communicating appropriately in cultural contexts.

Essential Question(s):

How are language proficiency and cultural competence developed?

How do continued opportunities to learn and use language increase language proficiency over a period of time?

What personal benefits are there to becoming a lifelong language learner?

<p><b>School and Global Communities</b> Standard COMT 1: Interact and collaborate in communities and the globalized world both within and beyond the classroom.</p>	<p style="text-align: center;"><b>Objective: COMT 1.1</b> Participate in multilingual communities at home and around the world.</p>
	<p style="text-align: center;"><b>Objective: COMT 1.2</b> Discuss personal preferences in activities and events both within and beyond the classroom.</p>
	<p style="text-align: center;"><b>Objective: COMT 1.3</b> Utilize knowledge of the target language to tutor English language learners that know the target language.</p>
<p><b>Lifelong learning</b> Standard COMT 2: Reflect on progress using languages for enjoyment, enrichment, and advancement.</p>	<p style="text-align: center;"><b>Objective: COMT 2.1</b> Interpret materials and/or use media from the language and culture for enjoyment.</p>
	<p style="text-align: center;"><b>Objective: COMT 2.2</b> Explore opportunities to use the target language for personal enrichment/professional advancement/communication skills.</p>

THIS PAGE INTENTIONALLY LEFT BLANK



# Arts and Humanities

## Visual Arts

Approved by the Idaho State Board of Education, ~~April 17, 2009~~ August 13, 2015

**Rules Governing Thoroughness (08.02.03.004)**

IDAHO CONTENT STANDARDS

**IDAHO CONTENT STANDARDS  
GRADE K-3  
HUMANITIES: VISUAL ARTS**

**Standard 1: Historical and Cultural Contexts**

~~Students demonstrate an understanding of how people and cultures are connected across time. Humanities instruction prepares students to work and live as global citizens because of their greater understanding of their own culture and the cultures of others.~~

~~Students in grades K-3 discuss key differences and similarities in artworks. Students identify the purpose or function of an artwork and explain how it is a record of human ideas and a reflection of its culture.~~

**~~Goal 1.1: Discuss the historical and cultural contexts of the visual arts.~~**

**~~Objective(s): By the end of Grade 3, the student will be able to:~~**

- ~~K.VA.1.1.1 — Compare and contrast key differences and similarities in art works from different time periods or cultures.~~
- ~~K.VA.1.1.2 — Identify the purpose or function of a work of art that was created in the past.~~
- ~~K.VA.1.1.3 — Explain how art is a visual record of human ideas and a reflection of the culture of its origin.~~

**~~Goal 1.2: Discuss the interconnections between the visual arts and societies.~~**

**~~Objective(s): By the end of Grade 3, the student will be able to:~~**

- ~~K.VA.1.2.1 — Name ways in which a work of visual art reflects the culture from which it came.~~
- ~~K.VA.1.2.2 — Identify ideas and emotions that are expressed through visual arts and other disciplines.~~

**Standard 2: Critical Thinking**

~~Students understand the purposes and functions of the arts. They build literacy and develop critical thinking through analysis and interpretation.~~

~~Students in grades K-3 use appropriate arts vocabulary to discuss works of art. Students identify the visual arts as a form of communication and a way to create meaning. Students identify characteristics of various visual art forms. Students discuss that individuals respond to art in a variety of ways. Students respond to art respectfully. Students use problem-solving techniques to respond to, create, and refine visual art forms.~~

**Goal 2.1: Conduct analyses in the visual arts.**

**Objective(s): By the end of Grade 3, the student will be able to:**

- K.VA.2.1.1—Identify and respond to characteristics and content of various visual art forms.
- K.VA.2.1.2—Examine the visual arts as a form of communication.
- K.VA.2.1.3—Use arts vocabulary to discuss specific works of art.
- K.VA.2.1.4—Identify the elements (line, shape, color) in art works and environments.

**Goal 2.2: Exercise sound reasoning and understanding in making choices in the visual arts.**

**Objective(s): By the end of Grade 3, the student will be able to:**

- K.VA.2.2.1—Discuss the importance of visual art in one's own life.
- K.VA.2.2.2—Discuss how art works can elicit different responses.
- K.VA.2.2.3—Express personal preferences for specific works and styles.
- K.VA.2.2.4—Identify and demonstrate appropriate behavior when attending and/or participating in arts events.
- K.VA.2.2.5—Show respect for personal work and works of others.
- K.VA.2.2.6—Dictate or write an artist's statement (tell what the work is about).

**Standard 3: Performance**

Students engage in the creation of original works and/or the interpretation of works of others, culminating in a performance or presentation.

Students in grades K–3 use art techniques, media, and processes to create and replicate works of art. Students demonstrate safe and appropriate use of art materials. Students apply elements of color, shape, and line in artwork. Students create artwork about self, family, and personal experiences.

**Goal 3.1: Demonstrate skills essential to the visual arts.**

**Objective(s): By the end of Grade 3, the student will be able to:**

- K.VA.3.1.1—Acquire and use skills necessary for applying arts techniques, media, and processes.
- K.VA.3.1.2—Demonstrate safe and proper use, care, and storage of media, materials, and equipment.
- K.VA.3.1.3—Apply the elements of color, shape, and line in artwork.
- K.VA.3.1.4—Demonstrate skills of observation in the production of artwork.

**Goal 3.2: Communicate through the visual arts, applying artistic concepts, knowledge, and skills.**

**Objective(s): By the end of Grade 3, the student will be able to:**

- K.VA.3.2.1—Name and use different art materials to express an idea.
- K.VA.3.2.2—Apply artistic concepts, knowledge, and skills to original artwork.
- K.VA.3.2.3—Replicate or imitate an existing work, respecting the intent of its original creator.

~~Goal 3.3: Communicate through the visual arts with creative expression.~~

~~Objective(s): By the end of Grade 3, the student will be able to:~~

- ~~K.VA.3.3.1— Experiment with different materials, techniques, and processes in the visual arts.~~
- ~~K.VA.3.3.2— Create artwork about self, family, and personal experiences.~~

~~IDAHO CONTENT STANDARDS  
GRADE 4-5  
HUMANITIES: VISUAL ARTS~~

~~Students are expected to know content and apply skills from previous grades.~~

~~**Standard 1: Historical and Cultural Contexts**~~

~~Students demonstrate an understanding of how people and cultures are connected across time. Humanities instruction prepares students to work and live as global citizens because of their greater understanding of their own culture and the cultures of others.~~

~~Students in grades 4–5 compare and contrast specific works of art from different time periods and cultures. Students identify specific works of art and explain how they reflect events in history.~~

~~Goal 1.1: Discuss the historical and cultural contexts of the visual arts.~~

~~Objective(s): By the end of Grade 5, the student will be able to:~~

- ~~4-5.VA.1.1.1— Compare and contrast specific works of art from different time periods or cultures.~~
- ~~4-5.VA.1.1.2— Identify specific works as belonging to a particular era in art history.~~
- ~~4-5.VA.1.1.3— Explain how a specific work of art reflects events in history and/or culture.~~

~~Goal 1.2: Discuss the interconnections between visual arts and societies.~~

~~Objective(s): By the end of Grade 5, the student will be able to:~~

- ~~4-5.VA.1.2.1— Classify the ways in which ideas and subject matter of arts disciplines are related.~~
- ~~4-5.VA.1.2.2— Describe how elements of various arts depict ideas and emotions.~~

~~**Standard 2: Critical Thinking**~~

~~Students understand the purposes and functions of the arts. They build literacy and develop critical thinking through analysis and interpretation.~~

~~Students in grades 4–5 use appropriate arts vocabulary to discuss works of art. Students respond to the visual arts as a form of communication, using the elements, materials, techniques, and processes of art. Students construct meaning based on elements found in a work of art. Students identify personal preference for works of art.~~



**Goal 2.1: Conduct analyses in the visual arts.**

**Objective(s): By the end of Grade 5, the student will be able to:**

- 4.5.VA.2.1.1— Identify and respond to differences between art materials, techniques, and processes.
- 4.5.VA.2.1.2— Construct meaning based on elements found in a work of art.
- 4.5.VA.2.1.3— Use appropriate arts vocabulary to discuss a variety of art works.
- 4.5.VA.2.1.4— Discuss how symbols, subject, and themes create meaning in art.
- 4.5.VA.2.1.5— Identify elements (line, shape, form, value, texture, color, space) in artworks and environments.

**Goal 2.2: Exercise sound reasoning and understanding in making choices in the visual arts.**

**Objective(s): By the end of Grade 5, the student will be able to:**

- 4.5.VA.2.2.1— Observe and describe the presence of the visual arts in today's society.
- 4.5.VA.2.2.2— Discuss how an artwork's properties (e.g., elements, media, technique) can elicit different responses.
- 4.5.VA.2.2.3— Identify personal preference as one of many criteria used to determine excellence in works of art.
- 4.5.VA.2.2.4— Identify and demonstrate appropriate behavior when attending and/or participating in arts events.
- 4.5.VA.2.2.5— Show respect for personal work and works of others.
- 4.5.VA.2.2.6— Write an artist's statement (what the work depicts and why and how the work was created).

**Standard 3: Performance**

Students engage in the creation of original works and/or the interpretation of works of others, culminating in a performance or presentation.

Students in grades 4-5 purposefully and appropriately use art techniques, media, and processes to apply the elements in artwork. Students render objects and subject matter from life and communicate ideas from personal experience and other curricular disciplines. Students use the creative process to create works of art. Students write artist's statements.

**Goal 3.1: Demonstrate skills essential to the visual arts.**

**Objective(s): By the end of Grade 5, the student will be able to:**

- 4.5.VA.3.1.1— Acquire skills necessary for using arts techniques, media, and processes.
- 4.5.VA.3.1.2— Demonstrate safe and proper use, care, and storage of media, materials, and equipment.
- 4.5.VA.3.1.3— Apply the elements of color, shape, line, value, form, texture, and space in artwork.
- 4.5.VA.3.1.4— Demonstrate skills of observation through rendering of objects and subject matter from life.

**Goal 3.2: Communicate through the visual arts, applying artistic concepts, knowledge, and skills.**

**Objective(s): By the end of Grade 5, the student will be able to:**

- 4.5.VA.3.2.1— Demonstrate how different media, techniques, and processes are used to communicate ideas.
- 4.5.VA.3.2.2— Experiment with ways in which subject matter, symbols, and ideas are used to communicate meaning.
- 4.5.VA.3.2.3— Replicate or imitate an existing work, respecting the intent of its original creator.

**Goal 3.3: Communicate through the visual arts with creative expression.**

**Objective(s): By the end of Grade 5, the student will be able to:**

- 4.5.VA.3.3.1— Experiment with different materials, techniques, and processes in the visual arts.
- 4.5.VA.3.3.2— Create a work of art based on personal experience, and/or emotional response.
- 4.5.VA.3.3.3— Use the creative process (brainstorm, research, rough sketch, final product) to create a work of art.

**IDAHO CONTENT STANDARDS  
GRADE 6-8  
HUMANITIES: VISUAL ARTS**

**Students are expected to know content and apply skills from previous grades.**

**Standard 1: Historical and Cultural Contexts**

Students demonstrate an understanding of how people and cultures are connected across time. Humanities instruction prepares students to work and live as global citizens because of their greater understanding of their own culture and the cultures of others.

Students in grades 6-8 identify distinguishing characteristics of artists' works and artistic movements. Students analyze the influence of history, geography, and culture on a work of art. Students identify significant works of art and artifacts.

**Goal 1.1: Discuss the historical and cultural contexts of the visual arts.**

**Objective(s): By the end of Grade 8, the student will be able to:**

- 6.8.VA.1.1.1— Identify distinguishing characteristics of style in the work of individual artists and art movements.
- 6.8.VA.1.1.2— Identify and compare works of art and artifacts from major periods on a chronological timeline.
- 6.8.VA.1.1.3— Analyze the influence of history, geography, and technology of a culture upon a work of art.
- 6.8.VA.1.1.4— Analyze the visual arts of different cultures and time periods and compare to one's own culture.

~~Goal 1.2: Discuss the interconnections between visual arts and societies.~~

~~Objective(s): By the end of Grade 8, the student will be able to:~~

- ~~6-8.VA.1.2.1—Identify the role of visual arts in theatre, dance, and musical productions.~~
- ~~6-8.VA.1.2.2—Understand choices made by artists to create meaning.~~

~~Standard 2: Critical Thinking~~

~~Students understand the purposes and functions of the arts. They build literacy and develop critical thinking through analysis and interpretation.~~

~~Students in grades 6-8 respond works of art, using appropriate arts vocabulary. Students make judgments about various art forms and identify criteria used to determine excellence. Students discuss ethical issues of plagiarism in the visual arts. Students show respect for the production and exhibition of art.~~

~~Goal 2.1: Conduct analyses in the visual arts.~~

~~Objective(s): By the end of Grade 8, the student will be able to:~~

- ~~6-8.VA.2.1.1—Identify and respond to characteristics and content of various art forms.~~
- ~~6-8.VA.2.1.2—Construct meaning based on elements and principles found in a work of art.~~
- ~~6-8.VA.2.1.3—Interpret a variety of art works using appropriate arts vocabulary.~~
- ~~6-8.VA.2.1.4—Identify symbols, themes and iconography commonly used in selected diverse cultures.~~
- ~~6-8.VA.2.1.5—Identify and discriminate between types of shape (geometric and organic), colors (primary, secondary, complementary, tints, and shades), lines (characteristics, quality), textures (tactile and visual), space (placement, perspective, overlap, negative, positive, size), balance (symmetrical, asymmetrical, radial), and the use of principles in their work and the works of others.~~

~~Goal 2.2 Exercise sound reasoning and understanding in making choices in the visual arts.~~

~~Objective(s): By the end of Grade 8, the student will be able to:~~

- ~~6-8.VA.2.2.1—Investigate the various purposes art plays in society today.~~
- ~~6-8.VA.2.2.2—Analyze the artist's use of sensory, formal, technical, and expressive properties in a work of art.~~
- ~~6-8.VA.2.2.3—Determine criteria used in making informed judgments about art.~~
- ~~6-8.VA.2.2.4—Demonstrate appropriate behavior while attending and/or participating in arts events.~~
- ~~6-8.VA.2.2.5—Show respect for personal work and works of others.~~
- ~~6-8.VA.2.2.6—Write an artist's statement (foundational background on the subject and the artist and why the work is important to the artist and what medium was employed to express the work).~~
- ~~6-8.VA.2.2.7—Discuss dividing lines between imitating a master's style of creation and unfairly "copying" another person's original work.~~
- ~~6-8.VA.2.2.8—Demonstrate collaborative and interpersonal skills by working productively with others, while creating works of art.~~

**Standard 3: Performance**

Students engage in the creation of original works and/or the interpretation of works of others, culminating in a performance or presentation.

Students in grades 6–8 select media, technique, and process based on effective attributes. Students demonstrate refined observation skills. Students effectively apply elements and principles to their work. Students draw from multiple sources for subject matter (personal interests, current events, media, and styles) to create original artwork. Students use the creative process as an integral dimension of art production. Students express their intent by writing an artist’s statement.

**Goal 3.1: Demonstrate skills essential to the visual arts.**

**Objective(s): By the end of Grade 8, the student will be able to:**

- 6-8.VA.3.1.1— Identify attributes that make a specific art media, technique, or process effective in communicating an idea.
- 6-8.VA.3.1.2— Demonstrate safe and proper use, care, and storage of media, materials, and equipment.
- 6-8.VA.3.1.3— Apply elements (line, shape, form, texture, color, and space) and principles (repetition, variety, rhythm, proportion, movement, balance, emphasis) in work that effectively communicates an idea.
- 6-8.VA.3.1.4— Produce art that demonstrates refined observation skills from life.
- 6-8.VA.3.1.5— Experiment with ideas, techniques, and styles in an artist’s sketchbook.
- 6-8.VA.3.1.6— Critique one’s own work with the intention of revision and refinement.
- 6-8.VA.3.1.7— Locate and use appropriate resources in order to work independently, monitoring one’s own understanding and learning needs.

**Goal 3.2: Communicate through the visual arts, applying artistic concepts, knowledge, and skills.**

**Objective(s): By the end of Grade 8, the student will be able to:**

- 6-8.VA.3.2.1— Illustrate how visual structures and functions of art improve communication of one’s ideas.
- 6-8.VA.3.2.2— Demonstrate the ability to utilize personal interest, current events, media or techniques as sources for expanding artwork.
- 6-8.VA.3.2.3— Create an original artwork that illustrates the influence of a specific artist or artistic style.
- 6-8.VA.3.2.4— Use visual, spatial, and temporal concepts to communicate meaning in a work of art.
- 6-8.VA.3.2.5— Create two pieces that depict a common theme, idea, or style of art.

**Goal 3.3: Communicate through the visual arts with creative expression.**

**Objective(s): By the end of Grade 8, the student will be able to:**

- 6-8.VA.3.3.1— Utilize different media, techniques, and processes in the visual arts.

- ~~6-8.VA.3.3.2— Create a work of art that expresses personal experience, opinions, and/or beliefs.~~
- ~~6-8.VA.3.3.3— Use the creative process (brainstorm, research, rough sketch, final product) to create a work of art.~~
- ~~6-8.VA.3.3.4— Describe and plan the visual presentation of an artistic work~~

**~~IDAHO CONTENT STANDARDS  
GRADE 9-12  
HUMANITIES: VISUAL ARTS~~**

**~~Students are expected to know content and apply skills from previous grades.~~**

**Standard 1: Historical and Cultural Contexts**

~~Students demonstrate an understanding of how people and cultures are connected across time. Humanities instruction prepares students to work and live as global citizens because of their greater understanding of their own culture and the cultures of others.~~

~~Students in grades 9-12 assess the impact of history, society, and the environment upon works of art. Students analyze meaning through identifying cultural symbols and icons. Students compare major periods and movements in visual art to other disciplines in the arts and humanities.~~

**~~Goal 1.1: Discuss the historical and cultural contexts of the visual arts.~~**

**~~Objective(s): By the end of high school, the student will be able to:~~**

- ~~9-12.VA.1.1.1— Identify representative visual works of art from a variety of cultures and historical periods.~~
- ~~9-12.VA.1.1.2— Outline the history and function of a particular visual art form.~~
- ~~9-12.VA.1.1.3— Compare and contrast the historical, social, and environmental contexts that influence artistic expression.~~
- ~~9-12.VA.1.1.4— Compare and contrast aesthetics from different cultural perspectives.~~

**~~Goal 1.2: Discuss the interconnections between visual arts and societies.~~**

**~~Objective(s): By the end of high school, the student will be able to:~~**

- ~~9-12.VA.1.2.1— Compare art forms that share common characteristics (e.g. form, line, space).~~
- ~~9-12.VA.1.2.2— Analyze a visual art product or art performance that integrates media, processes, and/or concepts from other performing arts disciplines.~~
- ~~9-12.VA.1.2.3— Relate the trends and movements in visual art to other disciplines in the arts and humanities.~~

**Standard 2: Critical Thinking**

~~Students understand the purposes and functions of the arts. They build literacy and develop critical thinking through analysis and interpretation.~~

~~Students in grades 9–12 critique works of art using well-articulated rationale and appropriate arts vocabulary. Students analyze an artist’s use of elements and principles in a work of art. Students identify the role of art and artists in today’s society. Students discuss the nature of aesthetics and debate ethical issues pertaining to art.~~

~~**Goal 2.1: Conduct analyses in the visual arts.**~~

~~**Objective(s): By the end of high school, the student will be able to:**~~

- ~~9-12.VA.2.1.1—Develop and present basic analyses of works of visual art from structural, historical, and cultural perspectives.~~
- ~~9-12.VA.2.1.2—Construct meaning and support well-developed interpretations of works of art with evidence.~~
- ~~9-12.VA.2.1.3—Critique works of art employing appropriate arts vocabulary.~~
- ~~9-12.VA.2.1.4—Identify iconography in an artist’s work or a body of work and analyze the meaning.~~
- ~~9-12.VA.2.1.5—Analyze an artist’s use of the elements and principles, and how they contribute to one’s interpretation of the artwork.~~

~~**Goal 2.2: Exercise sound reasoning and understanding in making choices in the visual arts.**~~

~~**Objective(s): By the end of high school, the student will be able to:**~~

- ~~9-12.VA.2.2.1—Identify the role of the arts in today’s society, including career and avocation opportunities.~~
- ~~9-12.VA.2.2.2—Discuss the nature of art or aesthetic issues.~~
- ~~9-12.VA.2.2.3—Articulate criteria for determining excellence in artwork.~~
- ~~9-12.VA.2.2.4—Demonstrate appropriate behavior while attending and/or participating in arts events.~~
- ~~9-12.VA.2.2.5—Show respect for personal work and work of others.~~
- ~~9-12.VA.2.2.6—Write an artist’s statement that describes a series of works (background information on the artist, artists and movements that were influential to the works, and the significance of the body of work).~~
- ~~9-12.VA.2.2.7—Debate dividing lines between imitating a master’s style of creation and unfairly “copying” another person’s original work.~~
- ~~9-12.VA.2.2.8—Demonstrate collaborative and interpersonal skills by working productively with others, while producing works of art.~~

~~**Standard 3: Performance**~~

~~Students engage in the creation of original works and/or the interpretation of works of others, culminating in a performance or presentation.~~

~~Students in grades 9–12 select appropriate media and apply artistic techniques and processes with confidence and intention. Students use elements and principles to solve visual arts problems. Students demonstrate well-developed observational skills. Students clearly communicate personal statements, ideas, or themes through a body of artwork and an accompanying artist’s statement. Students use the creative process and a personal sketchbook to plan and create a body~~

~~of work. Students critique their own artwork and the work of others with the purpose of improving it.~~

**~~Goal 3.1: Demonstrate skills essential to the visual arts.~~**

**~~Objective(s): By the end of high school, the student will be able to:~~**

- ~~9-12.VA.3.1.1—Select and apply media, techniques, and processes effectively and with artistic intention.~~
- ~~9-12.VA.3.1.2—Demonstrate safe and proper use, care, and storage of media, materials, and equipment.~~
- ~~9-12.VA.3.1.3—Demonstrate how the elements and principles can be used to solve specific visual arts problems.~~
- ~~9-12.VA.3.1.4—Present convincing or accurately rendered subjects that demonstrate refined observational skills.~~
- ~~9-12.VA.3.1.5—Plan, record, and analyze a body of work through keeping an artist's journal or sketchbook.~~
- ~~9-12.VA.3.1.6—Critique one's own work with the intent of revision and or refinement.~~
- ~~9-12.VA.3.1.7—Locate and use appropriate resources in order to work independently, monitoring one's own understanding and learning needs.~~

**~~Goal 3.2: Communicate through the visual arts, applying artistic concepts, knowledge, and skills.~~**

**~~Objective(s): By the end of high school, the student will be able to:~~**

- ~~9-12.VA.3.2.1—Choose purposefully between visual characteristics of a variety of media and use these to communicate one's own idea.~~
- ~~9-12.VA.3.2.2—Discriminate and select from a variety of symbols, subject matter, and ideas to communicate clearly personal statements.~~
- ~~9-12.VA.3.2.3—Create an interpretation of a work respecting the intent of its creator.~~
- ~~9-12.VA.3.2.4—Select and utilize visual, spatial, and temporal concepts to enhance meaning in artwork.~~
- ~~9-12.VA.3.2.5—Create a body of work that develops a specific theme, idea, or style of art.~~

**~~Goal 3.3: Communicate through the visual arts with creative expression.~~**

**~~Objective(s): By the end of high school, the student will be able to:~~**

- ~~9-12.VA.3.3.1—Plan and produce a work of art applying media, techniques, and processes with skill, confidence, and sensitivity.~~
- ~~9-12.VA.3.3.2—Apply various symbols, subjects, and ideas in one's artwork.~~
- ~~9-12.VA.3.3.3—Use the creative process (brainstorm, research, rough sketch, final product) to create and critique a work of art~~
- ~~9-12.VA.3.3.4—Determine and execute appropriate visual presentation of an original artwork.~~

## Idaho Fine Arts Standards – Visual Arts K-3

### Visual Arts/Creating

#### #VA:Cr1.1

**Process Component:** Investigate, Plan, Make

**Anchor Standard:** Generate and conceptualize artistic ideas and work.

**Enduring Understanding:** Creativity and innovative thinking are essential life skills that can be developed.

**Essential Question:** What conditions, attitudes, and behaviors support creativity and innovative thinking? What factors prevent or encourage people to take creative risks? How does collaboration expand the creative process?

#### Grade K

##### VA:Cr1.1.K

Engage in exploration and imaginative play with materials.

#### Grade 1

##### VA:Cr1.1.1

Engage collaboratively in exploration and imaginative play with materials.

#### Grade 2

##### VA:Cr1.1.2

Brainstorm collaboratively multiple approaches to an art or design problem.

#### Grade 3

##### VA:Cr1.1.3

Elaborate on an imaginative idea.

### Visual Arts/Creating

#### #VA:Cr1.2

**Process Component:** Investigate, Plan, Make

**Anchor Standard:** Generate and conceptualize artistic ideas and work.

**Enduring Understanding:** Artists and designers shape artistic investigations, following or breaking with traditions in pursuit of creative artmaking goals.

**Essential Question:** How does knowing the contexts histories, & traditions of art forms help us create works of art & design? Why do artists follow or break from established traditions? How do artists determine what resources are needed to formulate artistic investigations.

#### Grade K

##### VA:Cr1.2.K

Engage collaboratively in creative art-making in response to an artistic problem.

#### Grade 1

##### VA:Cr1.2.1

Use observation and investigation in preparation for making a work of art.

#### Grade 2

##### VA:Cr1.2.2

Make art or design with various materials and tools to explore personal interests, questions, and curiosity.

#### Grade 3

##### VA:Cr1.2.3



Apply knowledge of available resources, tools, and technologies to investigate personal ideas through the art-making process.

**Visual Arts/Creating**

**#VA:Cr2.1**

**Process Component:** Investigate

**Anchor Standard:** Organize and develop artistic ideas and work.

**Enduring Understanding:** Artists and designers experiment with forms, structures, materials, concepts, media, and art-making approaches.

**Essential Question:** How do artists work? How do artists and designers determine whether a particular direction in their work is effective? How do artists and designers learn from trial and error?

**Grade K**

**VA:Cr2.1.K**

Through experimentation, build skills in various media and approaches to art-making.

**Grade 1**

**VA:Cr2.1.1**

Explore uses of materials and tools to create works of art or design.

**Grade 2**

**VA:Cr2.1.2**

Experiment with various materials and tools to explore personal interests in a work of art or design.

**Grade 3**

**VA:Cr2.1.3**

Create personally satisfying artwork using a variety of artistic processes and materials.

**Visual Arts/Creating**

**#VA:Cr2.2**

**Process Component:** Investigate

**Anchor Standard:** Organize and develop artistic ideas and work.

**Enduring Understanding:** Artists and designers balance experimentation and safety, freedom and responsibility while developing and creating artworks.

**Essential Question:** How do artists and designers care for & maintain materials, tools, & equipment? Why is it important for safety & health to understand & follow correct procedures in handling materials & tools? What responsibilities come with the freedom to create?

**Grade K**

**VA:Cr2.2.K**

Identify safe and non-toxic art materials, tools, and equipment.

**Grade 1**

**VA:Cr2.2.1**

Demonstrate safe and proper procedures for using materials, tools, and equipment while making art.

**Grade 2**

**VA:Cr2.2.2**

Demonstrate safe procedures for using and cleaning art tools, equipment, and studio spaces.

**Grade 3**

**VA:Cr2.2.3**

Demonstrate an understanding of the safe and proficient use of materials, tools, and equipment for a variety of artistic processes.

Visual Arts/Creating

#VA:Cr2.3

Process Component: Investigate

Anchor Standard: Organize and develop artistic ideas and work.

Enduring Understanding: People create and interact with objects, places, and design that define, shape, enhance, and empower their lives.

Essential Question: How do objects, places, and design shape lives and communities? How do artists and designers determine goals for designing or redesigning objects, places, or systems? How do artists and designers create works of art or design that effectively communicate?

Grade K

VA:Cr2.3.K

Create art that represents natural and constructed environments.

Grade 1

VA:Cr2.3.1

Identify and classify uses of everyday objects through drawings, diagrams, sculptures, or other visual means.

Grade 2

VA:Cr2.3.2

Repurpose objects to make something new.

Grade 3

VA:Cr2.3.3

Individually or collaboratively construct representations, diagrams, or maps of places that are part of everyday life.

Visual Arts/Creating

#VA:Cr3.1

Process Component: Reflect, Refine, Continue

Anchor Standard: Refine and complete artistic work.

Enduring Understanding: Artist and designers develop excellence through practice and constructive critique, reflecting on, revising, and refining work over time.

Essential Question: What role does persistence play in revising, refining, and developing work? How do artists grow and become accomplished in art forms? How does collaboratively reflecting on a work help us experience it more completely?

Grade K

VA:Cr3.1.K

Explain the process of making art while creating.

Grade 1

VA:Cr3.1.1

Use art vocabulary to describe choices while creating art.

Grade 2

VA:Cr3.1.2

Discuss and reflect with peers about choices made in creating artwork.

Grade 3

VA:Cr3.1.3

Elaborate visual information by adding details in an artwork to enhance emerging meaning.

Visual Arts/Presenting

**#VA:Pr.4.1**

**Process Component:** Relate

**Anchor Standard:** Select, analyze and interpret artistic work for presentation.

**Enduring Understanding:** Artists and other presenters consider various techniques, methods, venues, and criteria when analyzing, selecting, and curating objects artifacts, and artworks for preservation and presentation.

**Essential Question:** How are artworks cared for and by whom? What criteria, methods, and processes are used to select work for preservation or presentation? Why do people value objects, artifacts, and artworks, and select them for presentation?

**Grade K**

**VA:Pr.4.1.K**

Select art objects for personal portfolio and display, explaining why they were chosen.

**Grade 1**

**VA:Pr.4.1.1**

Explain why some objects, artifacts, and artwork are valued over others.

**Grade 2**

**VA:Pr.4.1.2**

Categorize artwork based on a theme or concept for an exhibit.

**Grade 3**

**VA:Pr.4.1.3**

Investigate and discuss possibilities and limitations of spaces, including electronic, for exhibiting artwork.

**Visual Arts/Presenting**

**#VA:Pr5.1**

**Process Component:** Select

**Anchor Standard:** Develop and refine artistic techniques and work for presentation.

**Enduring Understanding:** Artists, curators and others consider a variety of factors and methods including evolving technologies when preparing and refining artwork for display and or when deciding if and how to preserve and protect it.

**Essential Question:** What methods and processes are considered when preparing artwork for presentation or preservation? How does refining artwork affect its meaning to the viewer? What criteria are considered when selecting work for presentation, a portfolio, or a collection?

**Grade K**

**VA:Pr5.1.K**

Explain the purpose of a portfolio or collection.

**Grade 1**

**VA:Pr5.1.1**

Ask and answer questions such as where, when, why, and how artwork should be prepared for presentation or preservation.

**Grade 2**

**VA:Pr5.1.2**

Distinguish between different materials or artistic techniques for preparing artwork for presentation.

**Grade 3**

**VA:Pr5.1.3**

Identify exhibit space and prepare works of art including artists' statements, for presentation.

**Visual Arts/Presenting**

**#VA:Pr6.1**

**Process Component:** Analyze

**Anchor Standard:** Convey meaning through the presentation of artistic work.

**Enduring Understanding:** Objects, artifacts, and artworks collected, preserved, or presented either by artists, museums, or other venues communicate meaning and a record of social, cultural, and political experiences resulting in the cultivating of appreciation and understanding.

**Essential Question:** What is an art museum? How does the presenting & sharing of objects, artifacts, & artworks influence & shape ideas, beliefs, & experiences? How do objects, artifacts, & artworks collected, preserved, or presented, cultivate appreciation & understanding?

**Grade K**

**VA:Pr6.1.K**

Explain what an art museum is and distinguish how an art museum is different from other buildings.

**Grade 1**

**VA:Pr6.1.1**

Identify the roles and responsibilities of people who work in and visit museums and other art venues.

**Grade 2**

**VA:Pr6.1.2**

Analyze how art exhibited inside and outside of schools (such as in museums, galleries, virtual spaces, and other venues) contributes to communities.

**Grade 3**

**VA:Pr6.1.3**

Identify and explain how and where different cultures record and illustrate stories and history of life through art.

**Visual Arts/Responding**

**#VA:Re7.1**

**Process Component:** Share

**Anchor Standard:** Perceive and analyze artistic work.

**Enduring Understanding:** Individual aesthetic and empathetic awareness developed through engagement with art can lead to understanding and appreciation of self, others, the natural world, and constructed environments.

**Essential Question:** How do life experiences influence the way you relate to art? How does learning about art impact how we perceive the world? What can we learn from our responses to art?

**Grade K**

**VA:Re7.1.K**

Identify uses of art within one's personal environment.

**Grade 1**

**VA:Re7.1.1**

Select and describe works of art that illustrate daily life experiences of one's self and others.

**Grade 2**

**VA:Re7.1.2**

Perceive and describe aesthetic characteristics of one's natural world and constructed environments.

**Grade 3**

**VA:Re7.1.3**

Speculate about processes an artist uses to create a work of art.

**Visual Arts/Responding**

**#VA:Re7.2**

**Process Component: Perceive**

**Anchor Standard: Perceive and analyze artistic work.**

**Enduring Understanding: Visual imagery influences understanding of and responses to the world.**

**Essential Question: What is an image? Where and how do we encounter images in our world? How do images influence our views of the world?**

**Grade K**

**VA:Re7.2.K**

Describe what an image represents.

**Grade 1**

**VA:Re7.2.1**

Compare images that represent the same subject.

**Grade 2**

**VA:Re7.2.2**

Categorize images based on expressive properties.

**Grade 3**

**VA:Re7.2.3**

Determine messages communicated by an image.

**Visual Arts/Responding**

**#VA:Re8.1**

**Process Component: Perceive**

**Anchor Standard: Interpret intent and meaning in artistic work.**

**Enduring Understanding: People gain insights into meanings of artworks by engaging in the process of art criticism.**

**Essential Question: What is the value of engaging in the process of art criticism? How can the viewer "read" a work of art as text? How does knowing and using visual art vocabularies help us understand and interpret works of art?**

**Grade K**

**VA:Re8.1.K**

Interpret art by identifying subject matter and describing relevant details.

**Grade 1**

**VA:Re8.1.1**

Interpret art by categorizing subject matter and identifying the characteristics of form.

**Grade 2**

**VA:Re8.1.2**

Interpret art by identifying the mood suggested by a work of art and describing relevant subject matter and characteristics of form.

**Grade 3**

**VA:Re8.1.3**

Interpret art by analyzing use of media to create subject matter, characteristics of form, and mood.

**Visual Arts/Responding**

**#VA:Re9.1**

STATE DEPARTMENT OF EDUCATION  
NOVEMBER 30, 2015

**Process Component:** Analyze

**Anchor Standard:** Apply criteria to evaluate artistic work.

**Enduring Understanding:** People evaluate art based on various criteria.

**Essential Question:** How does one determine criteria to evaluate a work of art? How and why might criteria vary? How is a personal preference different from an evaluation?

**Grade K**

**VA:Re9.1.K**

Explain reasons for selecting a preferred artwork.

**Grade 1**

**VA:Re9.1.1**

Classify artwork based on different reasons for preferences.

**Grade 2**

**VA:Re9.1.2**

Use learned art vocabulary to express preferences about artwork.

**Grade 3**

**VA:Re9.1.3**

Evaluate an artwork based on given criteria.

**Visual Arts/Connecting**

**#VA:Cn10.1**

**Process Component:** Interpret

**Anchor Standard:** Synthesize and relate knowledge and personal experiences to make art.

**Enduring Understanding:** Through art-making, people make meaning by investigating and developing awareness of perceptions, knowledge, and experiences.

**Essential Question:** How does engaging in creating art enrich people's lives? How does making art attune people to their surroundings? How do people contribute to awareness and understanding of their lives and the lives of their communities through art-making?

**Grade K**

**VA:Cn10.1.K**

Create art that tells a story about a life experience.

**Grade 1**

**VA:Cn10.1.1**

Identify times, places, and reasons by which students make art outside of school.

**Grade 2**

**VA:Cn10.1.2**

Create works of art about events in home, school, or community life.

**Grade 3**

**VA:Cn10.1.3**

Develop a work of art based on observations of surroundings.

**Visual Arts/Connecting**

**#VA:Cn11.1**

**Process Component:** Synthesize

**Anchor Standard:** Relate artistic ideas and works with societal, cultural, and historical context to deepen understanding.

**Enduring Understanding:** People develop ideas and understandings of society, culture, and history through their interactions with and analysis of art.

**Essential Question:** How does art help us understand the lives of people of different times, places, and cultures? How is art used to impact the views of a society? How does art preserve aspects of life?

**Grade K**

**VA:Cn11.1.K**

Identify a purpose of an artwork.

**Grade 1**

**VA:Cn11.1.1**

Understand that people from different places and times have made art for a variety of reasons.

**Grade 2**

**VA:Cn11.1.2**

Compare and contrast cultural uses of artwork from different times and places.

**Grade 3**

**VA:Cn11.1.3**

Recognize that responses to art change depending on knowledge of the time and place in which it was made.

## Idaho Fine Arts Standards – Visual Arts 4-5

**Visual Arts/Creating**

**#VA:Cr1.1**

**Process Component:** Investigate, Plan, Make

**Anchor Standard:** Generate and conceptualize artistic ideas and work.

**Enduring Understanding:** Creativity and innovative thinking are essential life skills that can be developed.

**Essential Question:** What conditions, attitudes, and behaviors support creativity and innovative thinking? What factors prevent or encourage people to take creative risks? How does collaboration expand the creative process?

**Grade 4**

**VA:Cr1.1.4**

Brainstorm multiple approaches to a creative art or design problem.

**Grade 5**

**VA:Cr1.1.5**

Combine ideas to generate an innovative idea for art-making.

**Visual Arts/Creating**

**#VA:Cr1.2**

**Process Component:** Investigate, Plan, Make

**Anchor Standard:** Generate and conceptualize artistic ideas and work.

**Enduring Understanding:** Artists and designers shape artistic investigations, following or breaking with traditions in pursuit of creative artmaking goals.

**Essential Question:** How does knowing the contexts histories, & traditions of art forms help us create works of art & design? Why do artists follow or break from established traditions? How do artists determine what resources are needed to formulate artistic investigations.

**Grade 4**

**VA:Cr1.2.4**

Collaboratively set goals and create artwork that is meaningful and has purpose to the makers.

**STATE DEPARTMENT OF EDUCATION  
NOVEMBER 30, 2015**

**Grade 5**

**VA:Cr1.2.5**

Identify and demonstrate diverse methods of artistic investigation to choose an approach for beginning a work of art.

**Visual Arts/Creating**

**#VA:Cr2.1**

**Process Component: Investigate**

**Anchor Standard: Organize and develop artistic ideas and work.**

**Enduring Understanding: Artists and designers experiment with forms, structures, materials, concepts, media, and art-making approaches.**

**Essential Question: How do artists work? How do artists and designers determine whether a particular direction in their work is effective? How do artists and designers learn from trial and error?**

**Grade 4**

**VA:Cr2.1.4**

Explore and invent art-making techniques and approaches.

**Grade 5**

**VA:Cr2.1.5**

Experiment and develop skills in multiple art-making techniques and approaches through practice.

**Visual Arts/Creating**

**#VA:Cr2.2**

**Process Component: Investigate**

**Anchor Standard: Organize and develop artistic ideas and work.**

**Enduring Understanding: Artists and designers balance experimentation and safety, freedom and responsibility while developing and creating artworks.**

**Essential Question: How do artists and designers care for & maintain materials, tools, & equipment? Why is it important for safety & health to understand & follow correct procedures in handling materials & tools? What responsibilities come with the freedom to create?**

**Grade 4**

**VA:Cr2.2.4**

When making works of art, utilize and care for materials, tools, and equipment in a manner that prevents danger to oneself and others.

**Grade 5**

**VA:Cr2.2.5**

Demonstrate quality craftsmanship through care for and use of materials, tools, and equipment.

**Visual Arts/Creating**

**#VA:Cr2.3**

**Process Component: Investigate**

**Anchor Standard: Organize and develop artistic ideas and work.**

**Enduring Understanding: People create and interact with objects, places, and design that define, shape, enhance, and empower their lives.**

**Essential Question: How do objects, places, and design shape lives and communities? How do artists and designers determine goals for designing or redesigning objects, places, or systems? How do artists and designers create works of art or design that effectively communicate?**

**Grade 4**



VA:Cr2.3.4

Document, describe, and represent regional constructed environments.

Grade 5

VA:Cr2.3.5

Identify, describe, and visually document places and/or objects of personal significance.

Visual Arts/Creating

#VA:Cr3.1

Process Component: Reflect, Refine, Continue

Anchor Standard: Refine and complete artistic work.

Enduring Understanding: Artist and designers develop excellence through practice and constructive critique, reflecting on, revising, and refining work over time.

Essential Question: What role does persistence play in revising, refining, and developing work? How do artists grow and become accomplished in art forms? How does collaboratively reflecting on a work help us experience it more completely?

Grade 4

VA:Cr3.1.4

Revise artwork in progress on the basis of insights gained through peer discussion.

Grade 5

VA:Cr3.1.5

Create artist statements using art vocabulary to describe personal choices in art-making.

Visual Arts/Presenting

#VA:Pr.4.1

Process Component: Relate

Anchor Standard: Select, analyze and interpret artistic work for presentation.

Enduring Understanding: Artists and other presenters consider various techniques, methods, venues, and criteria when analyzing, selecting, and curating objects artifacts, and artworks for preservation and presentation.

Essential Question: How are artworks cared for and by whom? What criteria, methods, and processes are used to select work for preservation or presentation? Why do people value objects, artifacts, and artworks, and select them for presentation?

Grade 4

VA:Pr.4.1.4

Analyze how past, present, and emerging technologies have impacted the preservation and presentation of artwork.

Grade 5

VA:Pr.4.1.5

Define the roles and responsibilities of a curator, explaining the skills and knowledge needed in preserving, maintaining, and presenting objects, artifacts, and artwork.

Visual Arts/Presenting

#VA:Pr5.1

Process Component: Select

Anchor Standard: Develop and refine artistic techniques and work for presentation.

Enduring Understanding: Artists, curators and others consider a variety of factors and methods including evolving technologies when preparing and refining artwork for display and or when deciding if and how to preserve and protect it.

Essential Question: What methods and processes are considered when preparing artwork for presentation or preservation? How does refining artwork affect its meaning to the viewer? What criteria are considered when selecting work for presentation, a portfolio, or a collection?

Grade 4

VA:Pr5.1.4

Analyze the various considerations for presenting and protecting art in various locations, indoor or outdoor settings, in temporary or permanent forms, and in physical or digital formats.

Grade 5

VA:Pr5.1.5

Develop a logical argument for safe and effective use of materials and techniques for preparing and presenting artwork.

Visual Arts/Presenting

#VA:Pr6.1

Process Component: Analyze

Anchor Standard: Convey meaning through the presentation of artistic work.

Enduring Understanding: Objects, artifacts, and artworks collected, preserved, or presented either by artists, museums, or other venues communicate meaning and a record of social, cultural, and political experiences resulting in the cultivating of appreciation and understanding.

Essential Question: What is an art museum? How does the presenting & sharing of objects, artifacts, & artworks influence & shape ideas, beliefs, & experiences? How do objects, artifacts, & artworks collected, preserved, or presented, cultivate appreciation & understanding?

Grade 4

VA:Pr6.1.4

Compare and contrast purposes of art museums, art galleries, and other venues, as well as the types of personal experiences they provide.

Grade 5

VA:Pr6.1.5

Cite evidence about how an exhibition in a museum or other venue presents ideas and provides information about a specific concept or topic.

Visual Arts/Responding

#VA:Re7.1

Process Component: Share

Anchor Standard: Perceive and analyze artistic work.

Enduring Understanding: Individual aesthetic and empathetic awareness developed through engagement with art can lead to understanding and appreciation of self, others, the natural world, and constructed environments.

Essential Question: How do life experiences influence the way you relate to art? How does learning about art impact how we perceive the world? What can we learn from our responses to art?

Grade 4

VA:Re7.1.4

Compare responses to a work of art before and after working in similar media.

Grade 5

VA:Re7.1.5

Compare one's own interpretation of a work of art with the interpretation of others.

Visual Arts/Responding

**#VA:Re7.2**

**Process Component: Perceive**

**Anchor Standard: Perceive and analyze artistic work.**

**Enduring Understanding: Visual imagery influences understanding of and responses to the world.**

**Essential Question: What is an image? Where and how do we encounter images in our world? How do images influence our views of the world?**

**Grade 4**

**VA:Re7.2.4**

**Analyze components in visual imagery that convey messages.**

**Grade 5**

**VA:Re7.2.5**

**Identify and analyze cultural associations suggested by visual imagery.**

**Visual Arts/Responding**

**#VA:Re8.1**

**Process Component: Perceive**

**Anchor Standard: Interpret intent and meaning in artistic work.**

**Enduring Understanding: People gain insights into meanings of artworks by engaging in the process of art criticism.**

**Essential Question: What is the value of engaging in the process of art criticism? How can the viewer "read" a work of art as text? How does knowing and using visual art vocabularies help us understand and interpret works of art?**

**Grade 4**

**VA:Re8.1.4**

**Interpret art by referring to contextual information and analyzing relevant subject matter, characteristics of form, and use of media.**

**Grade 5**

**VA:Re8.1.5**

**Interpret art by analyzing characteristics of form and structure, contextual information, subject matter, visual elements, and use of media to identify ideas and mood conveyed.**

**Visual Arts/Responding**

**#VA:Re9.1**

**Process Component: Analyze**

**Anchor Standard: Apply criteria to evaluate artistic work.**

**Enduring Understanding: People evaluate art based on various criteria.**

**Essential Question: How does one determine criteria to evaluate a work of art? How and why might criteria vary? How is a personal preference different from an evaluation?**

**Grade 4**

**VA:Re9.1.4**

**Apply one set of criteria to evaluate more than one work of art.**

**Grade 5**

**VA:Re9.1.5**

**Recognize differences in criteria used to evaluate works of art depending on styles, genres, and media as well as historical and cultural contexts.**

**Visual Arts/Connecting**

**#VA:Cn10.1**

**Process Component: Interpret**

**Anchor Standard:** Synthesize and relate knowledge and personal experiences to make art.

**Enduring Understanding:** Through art-making, people make meaning by investigating and developing awareness of perceptions, knowledge, and experiences.

**Essential Question:** How does engaging in creating art enrich people's lives? How does making art attune people to their surroundings? How do people contribute to awareness and understanding of their lives and the lives of their communities through art-making?

**Grade 4**

**VA:Cn10.1.4**

Create works of art that reflect community cultural traditions.

**Grade 5**

**VA:Cn10.1.5**

Apply formal and conceptual vocabularies of art and design to view surroundings in new ways through art-making.

### **Visual Arts/Connecting**

**#VA:Cn11.1**

**Process Component:** Synthesize

**Anchor Standard:** Relate artistic ideas and works with societal, cultural, and historical context to deepen understanding.

**Enduring Understanding:** People develop ideas and understandings of society, culture, and history through their interactions with and analysis of art.

**Essential Question:** How does art help us understand the lives of people of different times, places, and cultures? How is art used to impact the views of a society? How does art preserve aspects of life?

**Grade 4**

**VA:Cn11.1.4**

Through observation, infer information about time, place, and culture in which a work of art was created.

**Grade 5**

**VA:Cn11.1.5**

Identify how art is used to inform or change beliefs, values, or behaviors of an individual or society.

## **Idaho Fine Arts Standards – Visual Arts 6-8**

### **Visual Arts/Creating**

**#VA:Cr1.1**

**Process Component:** Investigate, Plan, Make

**Anchor Standard:** Generate and conceptualize artistic ideas and work.

**Enduring Understanding:** Creativity and innovative thinking are essential life skills that can be developed.

**Essential Question:** What conditions, attitudes, and behaviors support creativity and innovative thinking? What factors prevent or encourage people to take creative risks? How does collaboration expand the creative process?

**Grade 6**

**VA:Cr1.1.6**

Combine concepts collaboratively to generate innovative ideas for creating art.

**Grade 7**

**VA:Cr1.1.7**

Apply methods to overcome creative blocks.

**Grade 8**

**VA:Cr1.1.8**

Document early stages of the creative process visually and/or verbally in traditional or new media.

**Visual Arts/Creating**

**#VA:Cr1.2**

**Process Component:** Investigate, Plan, Make

**Anchor Standard:** Generate and conceptualize artistic ideas and work.

**Enduring Understanding:** Artists and designers shape artistic investigations, following or breaking with traditions in pursuit of creative artmaking goals.

**Essential Question:** How does knowing the contexts histories, & traditions of art forms help us create works of art & design? Why do artists follow or break from established traditions? How do artists determine what resources are needed to formulate artistic investigations.

**Grade 6**

**VA:Cr1.2.6**

Formulate an artistic investigation of personally relevant content for creating art.

**Grade 7**

**VA:Cr1.2.7**

Develop criteria to guide making a work of art or design to meet an identified goal.

**Grade 8**

**VA:Cr1.2.8**

Collaboratively shape an artistic investigation of an aspect of present-day life using a contemporary practice of art and design.

**Visual Arts/Creating**

**#VA:Cr2.1**

**Process Component:** Investigate

**Anchor Standard:** Organize and develop artistic ideas and work.

**Enduring Understanding:** Artists and designers experiment with forms, structures, materials, concepts, media, and art-making approaches.

**Essential Question:** How do artists work? How do artists and designers determine whether a particular direction in their work is effective? How do artists and designers learn from trial and error?

**Grade 6**

**VA:Cr2.1.6**

Demonstrate openness in trying new ideas, materials, methods, and approaches in making works of art and design.

**Grade 7**

**VA:Cr2.1.7**

Demonstrate persistence in developing skills with various materials, methods, and approaches in creating works of art or design.

**Grade 8**

**VA:Cr2.1.8**

STATE DEPARTMENT OF EDUCATION  
NOVEMBER 30, 2015

Demonstrate willingness to experiment, innovate, and take risks to pursue ideas, forms, and meanings that emerge in the process of art-making or designing.

**Visual Arts/Creating**

**#VA:Cr2.2**

**Process Component:** Investigate

**Anchor Standard:** Organize and develop artistic ideas and work.

**Enduring Understanding:** Artists and designers balance experimentation and safety, freedom and responsibility while developing and creating artworks.

**Essential Question:** How do artists and designers care for & maintain materials, tools, & equipment? Why is it important for safety & health to understand & follow correct procedures in handling materials & tools? What responsibilities come with the freedom to create?

**Grade 6**

**VA:Cr2.2.6**

Explain environmental implications of conservation, care, and clean-up of art materials, tools, and equipment.

**Grade 7**

**VA:Cr2.2.7**

Demonstrate awareness of ethical responsibility to oneself and others when posting and sharing images and other materials through the Internet, social media, and other communication formats.

**Grade 8**

**VA:Cr2.2.8**

Demonstrate awareness of practices, issues, and ethics of appropriation, fair use, copyright, open source, and creative commons as they apply to creating works of art and design.

**Visual Arts/Creating**

**#VA:Cr2.3**

**Process Component:** Investigate

**Anchor Standard:** Organize and develop artistic ideas and work.

**Enduring Understanding:** People create and interact with objects, places, and design that define, shape, enhance, and empower their lives.

**Essential Question:** How do objects, places, and design shape lives and communities? How do artists and designers determine goals for designing or redesigning objects, places, or systems? How do artists and designers create works of art or design that effectively communicate?

**Grade 6**

**VA:Cr2.3.6**

Design or redesign objects, places, or systems that meet the identified needs of diverse users.

**Grade 7**

**VA:Cr2.3.7**

Apply visual organizational strategies to design and produce a work of art, design, or media that clearly communicates information or ideas.

**Grade 8**

**VA:Cr2.3.8**

Select, organize, and design images and words to make visually clear and compelling presentations.

**Visual Arts/Creating**

**#VA:Cr3.1**

**Process Component:** Reflect, Refine, Continue

**Anchor Standard:** Refine and complete artistic work.

**Enduring Understanding:** Artist and designers develop excellence through practice and constructive critique, reflecting on, revising, and refining work over time.

**Essential Question:** What role does persistence play in revising, refining, and developing work? How do artists grow and become accomplished in art forms? How does collaboratively reflecting on a work help us experience it more completely?

**Grade 6**

**VA:Cr3.1.6**

Reflect on whether personal artwork conveys the intended meaning and revise accordingly.

**Grade 7**

**VA:Cr3.1.7**

Reflect on and explain important information about personal artwork in an artist statement or another format.

**Grade 8**

**VA:Cr3.1.8**

Apply relevant criteria to examine, reflect on, and plan revisions for a work of art or design in progress.

**Visual Arts/Presenting**

**#VA:Pr.4.1**

**Process Component:** Relate

**Anchor Standard:** Select, analyze and interpret artistic work for presentation.

**Enduring Understanding:** Artists and other presenters consider various techniques, methods, venues, and criteria when analyzing, selecting, and curating objects artifacts, and artworks for preservation and presentation.

**Essential Question:** How are artworks cared for and by whom? What criteria, methods, and processes are used to select work for preservation or presentation? Why do people value objects, artifacts, and artworks, and select them for presentation?

**Grade 6**

**VA:Pr.4.1.6**

Analyze similarities and differences associated with preserving and presenting two-dimensional, three-dimensional, and digital artwork.

**Grade 7**

**VA:Pr.4.1.7**

Compare and contrast how technologies have changed the way artwork is preserved, presented, and experienced.

**Grade 8**

**VA:Pr.4.1.8**

Develop and apply criteria for evaluating a collection of artwork for presentation.

**Visual Arts/Presenting**

**#VA:Pr5.1**

**Process Component:** Select

**Anchor Standard:** Develop and refine artistic techniques and work for presentation.

**Enduring Understanding:** Artists, curators and others consider a variety of factors and methods including evolving technologies when preparing and refining artwork for display and or when deciding if and how to preserve and protect it.

**Essential Question:** What methods and processes are considered when preparing artwork for presentation or preservation? How does refining artwork affect its meaning to the viewer? What criteria are considered when selecting work for presentation, a portfolio, or a collection?

**Grade 6**

**VA:Pr5.1.6**

Individually or collaboratively, develop a visual plan for displaying works of art, analyzing exhibit space, the needs of the viewer, and the layout of the exhibit.

**Grade 7**

**VA:Pr5.1.7**

Based on criteria, analyze and evaluate methods for preparing and presenting art.

**Grade 8**

**VA:Pr5.1.8**

Collaboratively prepare and present selected theme-based artwork for display, and formulate exhibition narratives for the viewer.

**Visual Arts/Presenting**

**#VA:Pr6.1**

**Process Component:** Analyze

**Anchor Standard:** Convey meaning through the presentation of artistic work.

**Enduring Understanding:** Objects, artifacts, and artworks collected, preserved, or presented either by artists, museums, or other venues communicate meaning and a record of social, cultural, and political experiences resulting in the cultivating of appreciation and understanding.

**Essential Question:** What is an art museum? How does the presenting & sharing of objects, artifacts, & artworks influence & shape ideas, beliefs, & experiences? How do objects, artifacts, & artworks collected, preserved, or presented, cultivate appreciation & understanding?

**Grade 6**

**VA:Pr6.1.6**

Assess, explain, and provide evidence of how museums or other venues reflect history and values of a community.

**Grade 7**

**VA:Pr6.1.7**

Compare and contrast viewing and experiencing collections and exhibitions in different venues.

**Grade 8**

**VA:Pr6.1.8**

Analyze why and how an exhibition or collection may influence ideas, beliefs, and experiences.

**Visual Arts/Responding**

**#VA:Re7.1**

**Process Component:** Share

**Anchor Standard:** Perceive and analyze artistic work.

**Enduring Understanding:** Individual aesthetic and empathetic awareness developed through engagement with art can lead to understanding and appreciation of self, others, the natural world, and constructed environments.

**Essential Question:** How do life experiences influence the way you relate to art? How does learning about art impact how we perceive the world? What can we learn from our responses to art?



**Grade 6**

**VA:Re7.1.6**

Identify and interpret works of art or design that reveal how people live around the world and what they value.

**Grade 7**

**VA:Re7.1.7**

Explain how the method of display, the location, and the experience of an artwork influence how it is perceived and valued.

**Grade 8**

**VA:Re7.1.8**

Explain how a person's aesthetic choices are influenced by culture and environment and impact the visual image that one conveys to others.

**Visual Arts/Responding**

**#VA:Re7.2**

**Process Component:** Perceive

**Anchor Standard:** Perceive and analyze artistic work.

**Enduring Understanding:** Visual imagery influences understanding of and responses to the world.

**Essential Question:** What is an image? Where and how do we encounter images in our world? How do images influence our views of the world?

**Grade 6**

**VA:Re7.2.6**

Analyze ways that visual components and cultural associations suggested by images influence ideas, emotions, and actions.

**Grade 7**

**VA:Re7.2.7**

Analyze multiple ways that images influence specific audiences.

**Grade 8**

**VA:Re7.2.8**

Compare and contrast contexts and media in which viewers encounter images that influence ideas, emotions, and actions.

**Visual Arts/Responding**

**#VA:Re8.1**

**Process Component:** Perceive

**Anchor Standard:** Interpret intent and meaning in artistic work.

**Enduring Understanding:** People gain insights into meanings of artworks by engaging in the process of art criticism.

**Essential Question:** What is the value of engaging in the process of art criticism? How can the viewer "read" a work of art as text? How does knowing and using visual art vocabularies help us understand and interpret works of art?

**Grade 6**

**VA:Re8.1.6**

Interpret art by distinguishing between relevant and non-relevant contextual information and analyzing subject matter, characteristics of form and structure, and use of media to identify ideas and mood conveyed.

**Grade 7**

**VA:Re8.1.7**

STATE DEPARTMENT OF EDUCATION  
NOVEMBER 30, 2015

Interpret art by analyzing art-making approaches, the characteristics of form and structure, relevant contextual information, subject matter, and use of media to identify ideas and mood conveyed.

**Grade 8**

**VA:Re8.1.8**

Interpret art by analyzing how the interaction of subject matter, characteristics of form and structure, use of media, art-making approaches, and relevant contextual information contributes to understanding messages or ideas and mood conveyed.

**Visual Arts/Responding**

**#VA:Re9.1**

**Process Component:** Analyze

**Anchor Standard:** Apply criteria to evaluate artistic work.

**Enduring Understanding:** People evaluate art based on various criteria.

**Essential Question:** How does one determine criteria to evaluate a work of art? How and why might criteria vary? How is a personal preference different from an evaluation?

**Grade 6**

**VA:Re9.1.6**

Develop and apply relevant criteria to evaluate a work of art.

**Grade 7**

**VA:Re9.1.7**

Compare and explain the difference between an evaluation of an artwork based on personal criteria and an evaluation of an artwork based on a set of established criteria.

**Grade 8**

**VA:Re9.1.8**

Create a convincing and logical argument to support an evaluation of art.

**Visual Arts/Connecting**

**#VA:Cn10.1**

**Process Component:** Interpret

**Anchor Standard:** Synthesize and relate knowledge and personal experiences to make art.

**Enduring Understanding:** Through art-making, people make meaning by investigating and developing awareness of perceptions, knowledge, and experiences.

**Essential Question:** How does engaging in creating art enrich people's lives? How does making art attune people to their surroundings? How do people contribute to awareness and understanding of their lives and the lives of their communities through art-making?

**Grade 6**

**VA:Cn10.1.6**

Generate a collection of ideas reflecting current interests and concerns that could be investigated in art-making.

**Grade 7**

**VA:Cn10.1.7**

Individually or collaboratively create visual documentation of places and times in which people gather to make and experience art or design in the community.

**Grade 8**

**VA:Cn10.1.8**

Make art collaboratively to reflect on and reinforce positive aspects of group identity.

**Visual Arts/Connecting**

**#VA:Cn11.1**

**Process Component:** Synthesize

**Anchor Standard:** Relate artistic ideas and works with societal, cultural, and historical context to deepen understanding.

**Enduring Understanding:** People develop ideas and understandings of society, culture, and history through their interactions with and analysis of art.

**Essential Question:** How does art help us understand the lives of people of different times, places, and cultures? How is art used to impact the views of a society? How does art preserve aspects of life?

**Grade 6**

**VA:Cn11.1.6**

Analyze how art reflects changing times, traditions, resources, and cultural uses.

**Grade 7**

**VA:Cn11.1.7**

Analyze how response to art is influenced by understanding the time and place in which it was created, the available resources, and cultural uses.

**Grade 8**

**VA:Cn11.1.8**

Distinguish different ways art is used to represent, establish, reinforce, and reflect group identity.

## Idaho Fine Arts Standards – Visual Arts, High School

**Visual Arts/Creating**

**#VA:Cr1.1**

**Process Component:** Investigate, Plan, Make

**Anchor Standard:** Generate and conceptualize artistic ideas and work.

**Enduring Understanding:** Creativity and innovative thinking are essential life skills that can be developed.

**Essential Question:** What conditions, attitudes, and behaviors support creativity and innovative thinking? What factors prevent or encourage people to take creative risks? How does collaboration expand the creative process?

**Grade Hs proficient**

**VA:Cr1.1.HSI**

Use multiple approaches to begin creative endeavors.

**Grade Hs accomplished**

**VA:Cr1.1.HSII**

Individually or collaboratively formulate new creative problems based on student's existing artwork.

**Grade Hs advanced**

**VA:Cr1.1.HSIII**

Visualize and hypothesize to generate plans for ideas and directions for creating art and design that can affect social change.

**Visual Arts/Creating**

**#VA:Cr1.2**

STATE DEPARTMENT OF EDUCATION  
NOVEMBER 30, 2015

**Process Component:** Investigate, Plan, Make

**Anchor Standard:** Generate and conceptualize artistic ideas and work.

**Enduring Understanding:** Artists and designers shape artistic investigations, following or breaking with traditions in pursuit of creative artmaking goals.

**Essential Question:** How does knowing the contexts histories, & traditions of art forms help us create works of art & design? Why do artists follow or break from established traditions? How do artists determine what resources are needed to formulate artistic investigations.

**Grade Hs proficient**

**VA:Cr1.2.HSI**

Shape an artistic investigation of an aspect of present-day life using a contemporary practice of art or design.

**Grade Hs accomplished**

**VA:Cr1.2.HSII**

Choose from a range of materials and methods of traditional and contemporary artistic practices to plan works of art and design.

**Grade Hs advanced**

**VA:Cr1.2.HSIII**

Choose from a range of materials and methods of traditional and contemporary artistic practices, following or breaking established conventions, to plan the making of multiple works of art and design based on a theme, idea, or concept.

**Visual Arts/Creating**

**#VA:Cr2.1**

**Process Component:** Investigate

**Anchor Standard:** Organize and develop artistic ideas and work.

**Enduring Understanding:** Artists and designers experiment with forms, structures, materials, concepts, media, and art-making approaches.

**Essential Question:** How do artists work? How do artists and designers determine whether a particular direction in their work is effective? How do artists and designers learn from trial and error?

**Grade Hs proficient**

**VA:Cr2.1.HSI**

Engage in making a work of art or design without having a preconceived plan.

**Grade Hs accomplished**

**VA:Cr2.1.HSII**

Through experimentation, practice, and persistence, demonstrate acquisition of skills and knowledge in a chosen art form.

**Grade Hs advanced**

**VA:Cr2.1.HSIII**

Experiment, plan, and make multiple works of art and design that explore a personally meaningful theme, idea, or concept.

**Visual Arts/Creating**

**#VA:Cr2.2**

**Process Component:** Investigate

**Anchor Standard:** Organize and develop artistic ideas and work.

**Enduring Understanding:** Artists and designers balance experimentation and safety, freedom and responsibility while developing and creating artworks.

Essential Question: How do artists and designers care for & maintain materials, tools, & equipment? Why is it important for safety & health to understand & follow correct procedures in handling materials & tools? What responsibilities come with the freedom to create?

Grade Hs proficient

VA:Cr2.2.HSI

Explain how traditional and non-traditional materials may impact human health and the environment and demonstrate safe handling of materials, tools, and equipment.

Grade Hs accomplished

VA:Cr2.2.HSII

Demonstrate awareness of ethical implications of making and distributing creative work.

Grade Hs advanced

VA:Cr2.2.HSIII

Demonstrate understanding of the importance of balancing freedom and responsibility in the use of images, materials, tools, and equipment in the creation and circulation of creative work.

Visual Arts/Creating

#VA:Cr2.3

Process Component: Investigate

Anchor Standard: Organize and develop artistic ideas and work.

Enduring Understanding: People create and interact with objects, places, and design that define, shape, enhance, and empower their lives.

Essential Question: How do objects, places, and design shape lives and communities? How do artists and designers determine goals for designing or redesigning objects, places, or systems? How do artists and designers create works of art or design that effectively communicate?

Grade Hs proficient

VA:Cr2.3.HSI

Collaboratively develop a proposal for an installation, artwork, or space design that transforms the perception and experience of a particular place.

Grade Hs accomplished

VA:Cr2.3.HSII

Redesign an object, system, place, or design in response to contemporary issues.

Grade Hs advanced

VA:Cr2.3.HSIII

Demonstrate in works of art or design how visual and material culture defines, shapes, enhances, inhibits, and/or empowers people's lives.

Visual Arts/Creating

#VA:Cr3.1

Process Component: Reflect, Refine, Continue

Anchor Standard: Refine and complete artistic work.

Enduring Understanding: Artist and designers develop excellence through practice and constructive critique, reflecting on, revising, and refining work over time.

Essential Question: What role does persistence play in revising, refining, and developing work? How do artists grow and become accomplished in art forms? How does collaboratively reflecting on a work help us experience it more completely?

Grade Hs proficient

VA:Cr3.1.HSI

Apply relevant criteria from traditional and contemporary cultural contexts to examine, reflect on, and plan revisions for works of art and design in progress.

**Grade Hs accomplished**

**VA:Cr3.1.HSII**

Engage in constructive critique with peers, then reflect on, re-engage, revise, and refine works of art and design in response to personal artistic vision.

**Grade Hs advanced**

**VA:Cr3.1.HSIII**

Reflect on, re-engage, revise, and refine works of art or design considering relevant traditional and contemporary criteria as well as personal artistic vision.

**Visual Arts/Presenting**

**#VA:Pr.4.1**

**Process Component: Relate**

**Anchor Standard: Select, analyze and interpret artistic work for presentation.**

**Enduring Understanding: Artists and other presenters consider various techniques, methods, venues, and criteria when analyzing, selecting, and curating objects artifacts, and artworks for preservation and presentation.**

**Essential Question: How are artworks cared for and by whom? What criteria, methods, and processes are used to select work for preservation or presentation? Why do people value objects, artifacts, and artworks, and select them for presentation?**

**Grade Hs proficient**

**VA:Pr.4.1.HSI**

Analyze, select, and curate artifacts and/or artworks for presentation and preservation.

**Grade Hs accomplished**

**VA:Pr.4.1.HSII**

Analyze, select, and critique personal artwork for a collection or portfolio presentation.

**Grade Hs advanced**

**VA:Pr.4.1.HSIII**

Critique, justify, and present choices in the process of analyzing, selecting, curating, and presenting artwork for a specific exhibit or event.

**Visual Arts/Presenting**

**#VA:Pr5.1**

**Process Component: Select**

**Anchor Standard: Develop and refine artistic techniques and work for presentation.**

**Enduring Understanding: Artists, curators and others consider a variety of factors and methods including evolving technologies when preparing and refining artwork for display and or when deciding if and how to preserve and protect it.**

**Essential Question: What methods and processes are considered when preparing artwork for presentation or preservation? How does refining artwork affect its meaning to the viewer? What criteria are considered when selecting work for presentation, a portfolio, or a collection?**

**Grade Hs proficient**

**VA:Pr5.1.HSI**

Analyze and evaluate the reasons and ways an exhibition is presented.

**Grade Hs accomplished**

**VA:Pr5.1.HSII**

Evaluate, select, and apply methods or processes appropriate to display artwork in a specific place.

**Grade Hs advanced**

**VA:Pr5.1.HSIII**

Investigate, compare, and contrast methods for preserving and protecting art.

### **Visual Arts/Presenting**

**#VA:Pr6.1**

**Process Component: Analyze**

**Anchor Standard: Convey meaning through the presentation of artistic work.**

**Enduring Understanding: Objects, artifacts, and artworks collected, preserved, or presented either by artists, museums, or other venues communicate meaning and a record of social, cultural, and political experiences resulting in the cultivating of appreciation and understanding.**

**Essential Question: What is an art museum? How does the presenting & sharing of objects, artifacts, & artworks influence & shape ideas, beliefs, & experiences? How do objects, artifacts, & artworks collected, preserved, or presented, cultivate appreciation & understanding?**

**Grade Hs proficient**

**VA:Pr6.1.HSI**

Analyze and describe the impact that an exhibition or collection has on personal awareness of social, cultural, or political beliefs and understandings.

**Grade Hs accomplished**

**VA:Pr6.1.HSII**

Make, explain, and justify connections between artists or artwork and social, cultural, and political history.

**Grade Hs advanced**

**VA:Pr6.1.HSIII**

Curate a collection of objects, artifacts, or artwork to impact the viewer's understanding of social, cultural, and/or political experiences.

### **Visual Arts/Responding**

**#VA:Re7.1**

**Process Component: Share**

**Anchor Standard: Perceive and analyze artistic work.**

**Enduring Understanding: Individual aesthetic and empathetic awareness developed through engagement with art can lead to understanding and appreciation of self, others, the natural world, and constructed environments.**

**Essential Question: How do life experiences influence the way you relate to art? How does learning about art impact how we perceive the world? What can we learn from our responses to art?**

**Grade Hs proficient**

**VA:Re7.1.HSI**

Hypothesize ways in which art influences perception and understanding of human experiences.

**Grade Hs accomplished**

**VA:Re7.1.HSII**

Recognize and describe personal aesthetic and empathetic responses to the natural world and constructed environments.

**Grade Hs advanced**

**VA:Re7.1.HSIII**

Analyze how responses to art develop over time based on knowledge of and experience with art and life.

**Visual Arts/Responding**

**#VA:Re7.2**

**Process Component:** Perceive

**Anchor Standard:** Perceive and analyze artistic work.

**Enduring Understanding:** Visual imagery influences understanding of and responses to the world.

**Essential Question:** What is an image? Where and how do we encounter images in our world? How do images influence our views of the world?

**Grade Hs proficient**

**VA:Re7.2.HSI**

Analyze how one's understanding of the world is affected by experiencing visual imagery.

**Grade Hs accomplished**

**VA:Re7.2.HSII**

Evaluate the effectiveness of an image or images to influence ideas, feelings, and behaviors of specific audiences.

**Grade Hs advanced**

**VA:Re7.2.HSIII**

Determine the commonalities within a group of artists or visual images attributed to a particular type of art, timeframe, or culture.

**Visual Arts/Responding**

**#VA:Re8.1**

**Process Component:** Perceive

**Anchor Standard:** Interpret intent and meaning in artistic work.

**Enduring Understanding:** People gain insights into meanings of artworks by engaging in the process of art criticism.

**Essential Question:** What is the value of engaging in the process of art criticism? How can the viewer "read" a work of art as text? How does knowing and using visual art vocabularies help us understand and interpret works of art?

**Grade Hs proficient**

**VA:Re8.1.HSI**

Interpret an artwork or collection of works, supported by relevant and sufficient evidence found in the work and its various contexts.

**Grade Hs accomplished**

**VA:Re8.1.HSII**

Identify types of contextual information useful in the process of constructing interpretations of an artwork or collection of works.

**Grade Hs advanced**

**VA:Re8.1.HSIII**

Analyze differing interpretations of an artwork or collection of works in order to select and defend a plausible critical analysis.

**Visual Arts/Responding**

**#VA:Re9.1**

**Process Component:** Analyze

**Anchor Standard:** Apply criteria to evaluate artistic work.



STATE DEPARTMENT OF EDUCATION  
NOVEMBER 30, 2015

**Enduring Understanding:** People evaluate art based on various criteria.

**Essential Question:** How does one determine criteria to evaluate a work of art? How and why might criteria vary? How is a personal preference different from an evaluation?

**Grade Hs proficient**

**VA:Re9.1.HSI**

Establish relevant criteria in order to evaluate a work of art or collection of works.

**Grade Hs accomplished**

**VA:Re9.1.HSII**

Determine the relevance of criteria used by others to evaluate a work of art or collection of works.

**Grade Hs advanced**

**VA:Re9.1.HSIII**

Construct evaluations of a work of art or collection of works based on differing sets of criteria.

**Visual Arts/Connecting**

**#VA:Cn10.1**

**Process Component:** Interpret

**Anchor Standard:** Synthesize and relate knowledge and personal experiences to make art.

**Enduring Understanding:** Through art-making, people make meaning by investigating and developing awareness of perceptions, knowledge, and experiences.

**Essential Question:** How does engaging in creating art enrich people's lives? How does making art attune people to their surroundings? How do people contribute to awareness and understanding of their lives and the lives of their communities through art-making?

**Grade Hs proficient**

**VA:Cn10.1.HSI**

Document the process of developing ideas from early stages to fully elaborated ideas.

**Grade Hs accomplished**

**VA:Cn10.1.HSII**

Utilize inquiry methods of observation, research, and experimentation to explore unfamiliar subjects through art-making.

**Grade Hs advanced**

**VA:Cn10.1.HSIII**

Synthesize knowledge of social, cultural, historical, and personal life with art-making approaches to create meaningful works of art or design.

**Visual Arts/Connecting**

**#VA:Cn11.1**

**Process Component:** Synthesize

**Anchor Standard:** Relate artistic ideas and works with societal, cultural, and historical context to deepen understanding.

**Enduring Understanding:** People develop ideas and understandings of society, culture, and history through their interactions with and analysis of art.

**Essential Question:** How does art help us understand the lives of people of different times, places, and cultures? How is art used to impact the views of a society? How does art preserve aspects of life?

**Grade Hs proficient**

**VA:Cn11.1.HSI**

Describe how knowledge of culture, traditions, and history may influence personal responses to art.

**Grade Hs accomplished**

STATE DEPARTMENT OF EDUCATION  
NOVEMBER 30, 2015

VA:Cn11.1.HSII

Compare uses of art in a variety of societal, cultural, and historical contexts and make connections to uses of art in contemporary and local contexts.

Grade Hs advanced

VA:Cn11.1.HSIII

Appraise the impact of an artist or a group of artists on the beliefs, values, and behaviors of a society.

Copyright © 2015 Idaho Fine Arts Standards  
With permission to adopt/adapt from State Education Agency Directors of Arts Education



# Arts and Humanities

## Dance

Approved by the Idaho State Board of Education, ~~April 17, 2009~~ August 13, 2015

**STATE DEPARTMENT OF EDUCATION  
NOVEMBER 30, 2015**

**Rules Governing Thoroughness (08.02.03.004)**

IDAHO CONTENT STANDARDS

**IDAHO HUMANITIES CONTENT STANDARDS**

**DANCE**

**Standard 1: Historical and Cultural Contexts**

<b>Goals:</b>	<b>K-3</b>	<b>4-5</b>	<b>6-8</b>	<b>9-12</b>
<b>Goal 1.1: Discuss historical and cultural contexts of dance and perform examples.</b>	K-3.D.1.1.1 Identify and perform dances associated with particular places and events.	4-5.D.1.1.1 Research and perform dance forms that have evolved during specific periods of history (e.g., ballet, jazz).	6-8.D.1.1.1 Investigate one dance tradition of the United States and perform it (e.g., square dance, tap dance, Native American dance).	9-12.D.1.1.1 Choreograph and perform a dance that illustrates a significant historical event, culture, or concept.
	K-3.D.1.1.2 Discuss common subjects, ideas, and themes in dances from different cultures.	4-5.D.1.1.2 Explain how a dance from a culture or time period reflects values of its society.	6-8.D.1.1.2 Explain the influence of historical events or culture on the development of a dance form.	9-12.D.1.1.2 Discuss how dance has a history, purpose, and function in cultures.
<b>Goal 1.2: Demonstrate interrelationships among visual and performing arts disciplines.</b>	K-3.D.1.2.1 Compare dance and other art forms associated with various cultures in various time periods.	4-5.D.1.2.1 Create a dance based on another art form (e.g., students create a dance phrase based on a poem, a piece of music, or from a costume).	6-8.D.1.2.1 Compare ballet and modern dance, and find music that is appropriate for each form of dance.	9-12.D.1.2.1 Create functional scenery, properties, lighting, sound, and costumes that enhance a dance performance.
	K-3.D.1.2.2 Identify common ideas found in other art forms and explore them through movement (e.g., students identify the idea of sadness and improvise the idea through movement using "sad" music).	4-5.D.1.2.2 Identify common themes or ideas found in other art forms and communicate them through movement.	6-8.D.1.2.2 Create a set, costumes, or props for a dance.	9-12.D.1.2.2 Create an original dance that is inspired by visual arts, music, theatre, or literary works.

**STATE DEPARTMENT OF EDUCATION  
NOVEMBER 30, 2015**

**Standard 2: Critical Thinking**

<b>Goals</b>	<b>K-3</b>	<b>4-5</b>	<b>6-8</b>	<b>9-12</b>
<b>Goal 2.1: Exercise sound reasoning in understanding and making choices in dance.</b>	K-3.D.2.1.1 Talk about dance as a means of communicating emotions (happy, sad, angry).	4-5.D.2.1.1 Discuss and show how dance creates and communicates meaning.	6-8.D.2.1.1 Identify criteria for evaluating how well a dance performance conveys meaning.	9-12.D.2.1.1 Write a critique of a dance performance, examining how dance creates and communicates meaning.
	K-3.D.2.1.2 Develop dance vocabulary when discussing dance.	4-5.D.2.1.2 Develop and apply dance vocabulary when discussing dance.	6-8.D.2.1.2 Use appropriate vocabulary when analyzing a dance performance.	9-12.D.2.1.2 Develop and use dance vocabulary to discuss a variety of dance disciplines.
	K-3.D.2.1.3 Show through movement how the human body is used to express or communicate an action, idea, or experience.	4-5.D.2.1.3 Change one section of a dance and discuss how it affects the meaning of the dance.	6-8.D.2.1.3 Experiment with how different artistic choices can change the meaning of a dance.	9-12.D.2.1.3 Discuss the aesthetics of dance.
<b>Goal 2.2: Formulate and express opinions about dance performances.</b>	K-3.D.2.2.1 Voice personal preferences about dances within a classroom or other setting.	4-5.D.2.2.1 Observe a dance performance, discuss its meaning, and voice a personal response to it.	6-8.D.2.2.1 Discuss how various dance disciplines express different ideas, and voice a preference for one style.	9-12.D.2.2.1 Apply specific criteria for making informed critical evaluations of the quality and effectiveness of performance, costumes, lighting, choreography, or other aspects of a dance.
	K-3.D.2.2.2 Show how dance elicits various interpretations.	4-5.D.2.2.2 Discuss the process and effort involved in developing an idea into a dance work.	6-8.D.2.2.2 Explain how lighting, music, and costuming can contribute to the meaning and/or success of a dance performance.	9-12.D.2.2.2 Explain how lighting, music, and costuming can contribute to the meaning and/or success of a dance performance.

**STATE DEPARTMENT OF EDUCATION  
NOVEMBER 30, 2015**

**Standard 3: Performance**

<b>Goals:</b>	<b>K-3</b>	<b>4-5</b>	<b>6-8</b>	<b>9-12</b>
<b>Goal 3.1: Identify and practice concepts essential to dance.</b>	K-3.D.3.1.1 Identify and practice different movement qualities (e.g., rise, fall).	4-5.D.3.1.1 Identify and practice transfer of weight, elevation, turning, and falling at varying speeds.	6-8.D.3.1.1 Practice correct strengthening and stretching sequences.	9-12.D.3.1.1 Practice lengthy and complex movement combinations in at least two different genres.
	K-3.D.3.1.2 Demonstrate how the body can change, create shapes, change levels, and move through pathways and in space at various speeds.	4-5.D.3.1.2 Memorize set patterns of movement.	6-8.D.3.1.2. Practice maintaining both stationary and moving alignment, balance, and control.	9-12.D.3.1.2 Perform contrasting movement qualities within a dance phrase (e.g., rise and fall, tension and release, glide and dart).
	K-3.D.3.1.3 Demonstrate dance phrases, following a specific floor pattern.	4-5.D.3.1.3 Identify and practice ways dancers warm up, stretch, and strengthen their bodies.	6-8.D.3.1.3 Practice warming up, stretching, and strengthening body parts.	9-12.D.3.1.3 Perform new movement with an ever-increasing mastery of body alignment, balance, and control.
<b>Goal 3.2: Communicate in dance through application of artistic concepts, knowledge, and skills.</b>	K-3.D.3.2.1 Repeat demonstrated body movements and rhythm patterns.	4-5.D.3.2.1 Perform dances from at least two different dance disciplines (jazz, ballet, modern, tap, folk).	6-8.D.3.2.1 Identify and execute on- and off-balance movement phrases.	9-12.D.3.2.1 Perform a dance using contrast in energy and tempo.
	K-3.D.3.2.2 Move as an individual and as part of a group without talking.	4-5.D.3.2.2 Demonstrate a rhythmic pattern through movement.	6-8.D.3.2.2 Identify and execute movements in the three planes (vertical, horizontal, and saggital).	9-12.D.3.2.2 Illustrate the characteristics of a particular dance discipline through a performance that incorporates several skills.
	K-3.D.3.2.3 Move at various tempos.	4-5.D.3.2.3 Create and follow a floor pattern.	6-8.D.3.2.3 Create and follow a floor pattern.	9-12.D.3.2.3 Create a dance, incorporating characteristics of a particular dance discipline.
			6-8.D.3.2.4 Select and/or make costumes	9-12.D.3.2.4 Select and/or make costumes that

**STATE DEPARTMENT OF EDUCATION  
NOVEMBER 30, 2015**

			that support the intent of a dance.	support the intent of a dance.
<b>Goal 3.3: Communicate in dance through creative expression.</b>	<b>K-3.D.3.3.1</b> Create movement based on a theme (e.g., improvise on the topic of the solar system).	<b>4-5.D.3.3.1</b> Improvise or create choreography based on how the body can create shapes, change levels, and move through pathways, using stage directions.	<b>6-8.D.3.3.1</b> Perform short dance works of two different dance disciplines.	<b>9-12.D.3.3.1</b> Choreograph a dance based on a theme.
	<b>K-3.D.3.3.2</b> Create a dance phrase with a beginning, middle, and end.	<b>4-5.D.3.3.2</b> Analyze a movement problem (e.g., move to the floor from standing without using your hands) with a partner or a group, and create a solution.	<b>6-8.D.3.3.2</b> Choreograph a duet.	<b>9-12.D.3.3.2</b> Choreograph a dance for a duet or a small ensemble.
	<b>K-3.D.3.3.3</b> Communicate an idea through movement.	<b>4-5.D.3.3.3</b> Develop and communicate new ideas through movement.	<b>6-8.D.3.3.3</b> Create a round or canon for a group of dancers to perform.	<b>9-12.D.3.3.3</b> Improvise a dance in silence or with an alternative accompaniment (e.g., spoken word, sound effects).
	<b>K-3.D.3.3.4</b> Learn and perform a simple dance, following the cues of a leader.	<b>4-5.D.3.3.4</b> Learn and perform a simple dance, expressing its mood.	<b>6-8.D.3.3.4</b> Memorize, practice, refine, and perform a dance created by someone else, interpreting its meaning.	<b>9-12.D.3.3.4</b> Memorize, practice, refine, and perform a dance created by someone else, interpreting its meaning and mood.
	<b>K-3.D.3.3.5</b> Create a dance phrase, working productively with others.	<b>4-5.D.3.3.5</b> Create a dance phrase, working productively with others, respecting diverse perspectives.	<b>6-8.D.3.3.5</b> Create a dance phrase, working productively with others, respecting diverse perspectives.	<b>9-12.D.3.3.5</b> Create choreography, articulating reasons for artistic decisions.

## Idaho Fine Arts Standards – Dance K-3

### Dance/Creating

#### #DA:Cr1.1

Process Component: Explore

Anchor Standard: Generate and conceptualize artistic ideas and work.

Enduring Understanding: Choreographers use a variety of sources as inspiration and transform concepts and ideas into movement for artistic expression.

Essential Question: Where do choreographers get ideas for dances?

#### Grade K

##### DA:Cr1.1.K

a. Respond in movement to a variety of stimuli (for example, music/sound, text, objects, images, symbols, observed dance).

b. Explore different ways to do basic locomotor and non-locomotor movements by changing at least one of the elements of dance.

#### Grade 1

##### DA:Cr1.1.1

a. Explore movement inspired by a variety of stimuli (for example, music/sound, text, objects, images, symbols, observed dance, experiences) and identify the source

b. Explore a variety of locomotor and non-locomotor movements by experimenting with and changing the elements of dance.

#### Grade 2

##### DA:Cr1.1.2

a. Explore movement inspired by a variety of stimuli (for example, music/sound, text, objects, images, symbols, observed dance, experiences) and suggest additional sources for movement ideas.

b. Combine a variety of movements while manipulating the elements of dance.

#### Grade 3

##### DA:Cr1.1.3

a. Experiment with a variety of self-identified stimuli (for example, music/sound, text, objects, images, notation, observed dance, experiences) for movement.

b. Explore a given movement problem. Select and demonstrate a solution.

### Dance/Creating

#### #DA:Cr2.1

Process Component: Plan

Anchor Standard: Organize and develop artistic ideas and work.

Enduring Understanding: The elements of dance, dance structures, and choreographic devices serve as both a foundation and a departure point for choreographers.



Essential Question: What influences choice-making in creating choreography?

Grade K

DA:Cr2.1.K

a.Improvise dance that has a beginning, middle, and end.

b.Express an idea, feeling, or image, through improvised movement moving alone or with a partner

Grade 1

DA:Cr2.1.1

a.Improvise a series of movements that have a beginning, middle, and end, and describe movement choices.

b.Choose movements that express an idea or emotion, or follow a musical phrase.

Grade 2

DA:Cr2.1.2

a.Improvise a dance phrase with a beginning, a middle that has a main idea, and a clear end.

b.Choose movements that express a main idea or emotion, or follow a musical phrase. Explain reasons for movement choices.

Grade 3

DA:Cr2.1.3

a.Identify and experiment with choreographic devices to create simple movement patterns and dance structures (for example, AB, ABA, theme and development).

b.Develop a dance phrase that expresses and communicates an idea or feeling. Discuss the effect of the movement choices.

Dance/Creating

#DA:Cr3.1

Process Component: Revise

Anchor Standard: Refine and complete artistic work.

Enduring Understanding: Choreographers analyze, evaluate, refine, and document their work to communicate meaning.

Essential Question: How do choreographers use self-reflection, feedback from others, and documentation to improve the quality of their work?

Grade K

DA:Cr3.1.K

a.Apply suggestions for changing movement through guided improvisational experiences.

b.Depict a dance movement by drawing a picture or using a symbol.

Grade 1

DA:Cr3.1.1

a.Explore suggestions to change movement from guided improvisation and/or short remembered sequences.

b.Depict several different types of movements of a dance by drawing a picture or using a symbol (for example, jump, turn, slide, bend, reach).

**Grade 2**

**DA:Cr3.1.2**

a.Explore suggestions and make choices to change movement from guided improvisation and/or short remembered sequences.

b. Depict the levels of movements in a variety of dance movements by drawing a picture or using symbols (for example, high, middle, low).

**Grade 3**

**DA:Cr3.1.3**

a.Revise movement choices in response to feedback to improve a short dance study. Describe the differences the changes made in the movements.

b. Depict directions or spatial pathways in a dance phrase by drawing a picture map or using a symbol.

**Dance/Performing**

**#DA:Pr4.1**

**Process Component: Express**

**Anchor Standard: Select, analyze, and interpret artistic work for presentation.**

**Enduring Understanding: Space, time, and energy are basic elements of dance.**

**Essential Question: How do dancers work with space, time and energy to communicate artistic expression?**

**Grade K**

**DA:Pr4.1.K**

a.Make still and moving body shapes that show lines (for example, straight, bent, and curved), changes levels, and vary in size (large/small). Join with others to make a circle formation and work with others to change its dimensions.

b.Demonstrate tempo contrasts with movements that match to tempo of sound stimuli.

c.Identify and apply different characteristics to movements (for example, slow, smooth, or wavy).

**Grade 1**

**DA:Pr4.1.1**

a.Demonstrate locomotor and non-locomotor movements that change body shapes, levels, and facings. Move in straight, curved, and zig-zagged pathways. Find and return to place in space. Move with others to form straight lines and circles.

b.Relate quick, moderate and slow movements to duration in time. Recognize steady beat and move to varying tempi of steady beat.

c.Demonstrate movement characteristics along with movement vocabulary (for example, use adverbs and adjectives that apply to movement such as a bouncy leap, a floppy fall, a jolly jump, and joyful spin).

**Grade 2**

**DA:Pr4.1.2**

a.Demonstrate clear directionality and intent when performing locomotor and non-locomotor movements that change body shapes, facings, and pathways in space. Identify symmetrical and asymmetrical body shapes and examine relationships between body parts. Differentiate between circling and turning as two separate ways of continuous directional change.

b.Identify the length of time a move or phrase takes (for example, whether it is long or short). Identify and move on the downbeat in duple and triple meter. Correlate metric phrasing with movement phrasing.

c. Select and apply appropriate characteristics to movements (for example, selecting specific adverbs and adjectives and apply them to movements).

Demonstrate kinesthetic awareness while dancing the movement characteristics.

**Grade 3**

**DA:Pr4.1.3**

a.Judge spaces as distance traveled and use space three-dimensionally. Demonstrate shapes with positive and negative space. Perform movement sequences in and through space with intentionality and focus.

b.Fulfill specified duration of time with improvised locomotor and non-locomotor movements. Differentiate between “in time” and “out of time” to music. Perform movements that are the same or of a different time orientation to accompaniment. Use metric and kinesthetic phrasing.

c.Fulfill specified duration of time with improvised locomotor and non-locomotor movements. Differentiate between “in time” and “out of time” to music. Perform movements that are the same or of a different time orientation to accompaniment. Use metric and kinesthetic phrasing.

**Dance/Performing**

**#DA:Pr5.1**

**Process Component: Embody**

**Anchor Standard: Develop and refine artistic technique and work for presentation.**

**Enduring Understanding: Dancers use the mind-body connection and develop the body as an instrument for artistry and artistic expression.**

**Essential Question: What must a dancer do to prepare the mind and body for artistic expression?**

**Grade K**

**DA:Pr5.1.K**

a. Demonstrate same-side and cross-body locomotor and non-locomotor movements, body patterning movements, and body shapes.

b. Move safely in general space and start and stop on cue during activities, group formations, and creative explorations while maintaining personal space.

c. Move body parts in relation to other body parts and repeat and recall movements upon request.

**Grade 1**

**DA:Pr5.1.1**

a. Demonstrate a range of locomotor and non-locomotor movements, body patterning, body shapes, and directionality.

b. Move safely in general space through a range of activities and group formations while maintaining personal space.

c. Modify movements and spatial arrangements upon request

**Grade 2**

**DA:Pr5.1.2**

a. Demonstrate a range of locomotor and non-locomotor movements, body patterning, and dance sequences that require moving through space using a variety of pathways.

b. Move safely in a variety of spatial relationships and formations with other dancers, sharing and maintaining personal space.

c. Repeat movements, with an awareness of self and others in space. Self-adjust and modify movements or placement upon request.

**Grade 3**

**DA:Pr5.1.3**

a. Replicate body shapes, movement characteristics, and movement patterns in a dance sequence with awareness of body alignment and core support.

b. Adjust body-use to coordinate with a partner or other dancers to safely change levels, directions, and pathway designs.

c. Recall movement sequences with a partner or in group dance activities. Apply constructive feedback from teacher and self-check to improve dance skills.

**Dance/Performing**

**#DA:Pr6.1**

**Process Component: Present**

**Anchor Standard: Convey meaning through the presentation of artistic work.**

**Enduring Understanding:** Dance performance is an interaction between performer, production elements, and audience that heightens and amplifies artistic expression.

**Essential Question:** How does a dancer heighten artistry in a public performance?

**Grade K**

**DA:Pr6.1.K**

a.Dance for and with others in a designated space.

b.Select a prop to use as part of a dance.

**Grade 1**

**DA:Pr6.1.1**

a. Dance for others in a space where audience and performers occupy different areas.

b.Explore the use of simple props to enhance performance.

**Grade 2**

**DA:Pr6.1.2**

a. Dance for and with others in a space where audience and performers occupy different areas.

b.Use limited production elements (for example, hand props, simple scenery, or media projections).

**Grade 3**

**DA:Pr6.1.3**

a.Identify the main areas of a performance space using production terminology (for example, stage right, stage left, center stage, upstage, and downstage).

b.Explore simple production elements (costumes, props, music, scenery, lighting, or media) for a dance performed for an audience in a designated specific performance space.

**Dance/Responding**

**#DA:Re7.1**

**Process Component:** Analyze

**Anchor Standard:** Perceive and analyze artistic work.

**Enduring Understanding:** Dance is perceived and analyzed to comprehend its meaning.

**Essential Question:** How is a dance understood?

**Grade K**

**DA:Re7.1.K**

a.Find a movement that repeats in a dance.

b.Demonstrate or describe observed or performed dance movements

**Grade 1**

**DA:Re7.1.1**

a.Find a movement that repeats in a dance to make a pattern.

b.Demonstrate and describe observed or performed dance movements from a specific genre or culture

Grade 2

DA:Re7.1.2

a.Find movements in a dance that develop a pattern.

b.Demonstrate and describe movements in dances from different genres or cultures.

Grade 3

DA:Re7.1.3

a. Find a movement pattern that creates a movement phrase in a dance work.

b.Demonstrate and explain how one dance genre is different from another, or how one cultural movement practice is different from another.

Dance/Responding

#DA:Re8.1

Process Component: Interpret

Anchor Standard: Interpret intent and meaning in artistic work.

Enduring Understanding: Dance is interpreted by considering intent, meaning, and artistic expression as communicated through the use of the body, elements of dance, dance technique, dance structure, and context.

Essential Question: How is dance interpreted?

Grade K

DA:Re8.1.K

a.Observe movement and describe it using simple dance terminology.

Grade 1

DA:Re8.1.1

a. Select movements from a dance that suggest ideas and explain how the movement captures the idea using simple dance terminology.

Grade 2

DA:Re8.1.2

a. Use context cues from movement to identify meaning and intent in a dance using simple dance terminology.

Grade 3

DA:Re8.1.3

a. Select specific context cues from movement. Explain how they relate to the main idea of the dance using basic dance terminology.

Dance/Responding

#DA:Re9.1

Process Component: Critique

Anchor Standard: Apply criteria to evaluate artistic work.

Enduring Understanding: Criteria for evaluating dance vary across genres, styles, and cultures.

Essential Question: What criteria are used to evaluate dance?

Grade K

DA:Re9.1.K

a.Find a movement that was noticed in a dance. Demonstrate the movement that was noticed and explain why it attracted attention.

**Grade 1**

**DA:Re9.1.1**

a.Identify and demonstrate several movements in a dance that attracted attention. Describe the characteristics that make the movements interesting and talk about why they were chosen.

**Grade 2**

**DA:Re9.1.2**

a.Observe or demonstrate dances from a genre or culture. Discuss movements and other aspects of the dances that make the dances work well, and explain why they work. Use simple dance terminology.

**Grade 3**

**DA:Re9.1.3**

a. Select dance movements from specific genres, styles, or cultures. Identify characteristic movements from these dances and describe in basic dance terminology ways in which they are alike and different.

**Dance/Connecting**

**#DA:Cn10.1**

**Process Component: Synthesize**

**Anchor Standard:** Synthesize and relate knowledge and personal experiences to make art.

**Enduring Understanding:** As dance is experienced, all personal experiences, knowledge, and contexts are integrated and synthesized to interpret meaning.

**Essential Question:** How does dance deepen our understanding of ourselves, other knowledge, and events around us?

**Grade K**

**DA:Cn10.1.K**

a.Recognize and name an emotion that is experienced when watching, improvising, or performing dance and relate it to a personal experience.

b.Observe a work of visual art. Describe and then express through movement something of interest about the artwork, and ask questions for discussion concerning the artwork.

**Grade 1**

**DA:Cn10.1.1**

a.Find an experience expressed or portrayed in a dance that relates to a familiar experience. Identify the movements that communicate this experience.

b.Observe illustrations from a story. Discuss observations and identify ideas for dance movement and demonstrate the big ideas of the story.

**Grade 2**

**DA:Cn10.1.2**

a.Describe, create, and/or perform a dance that expresses personal meaning and explain how certain movements express this personal meaning.

b. Respond to a dance work using an inquiry-based set of questions (for example, See, Think, Wonder). Create movement using ideas from responses and explain how certain movements express a specific idea.

**Grade 3**

**DA:Cn10.1.3**

a. Compare the relationships expressed in a dance to relationships with others. Explain how they are the same or different.

b. Ask and research a question about a key aspect of a dance that communicates a perspective about an issue or event. Explore the key aspect through movement. Share movements and describe how the movements help to remember or discover new qualities in these key aspects. Communicate the new learning in oral, written, or movement form.

**Dance/Connecting**

**#DA:Cn11.1**

**Process Component: Relate**

**Anchor Standard:** Relate artistic ideas and works with societal, cultural and historical context to deepen understanding.

**Enduring Understanding:** Dance literacy includes deep knowledge and perspectives about societal, cultural, historical, and community contexts.

**Essential Question:** How does knowing about societal, cultural, historical and community experiences expand dance literacy?

**Grade K**

**DA:Cn11.1.K**

a. Describe or demonstrate the movements in a dance that was watched or performed.

**Grade 1**

**DA:Cn11.1.1**

a. Watch and/or perform a dance from a different culture and discuss or demonstrate the types of movement danced.

**Grade 2**

**DA:Cn11.1.2**

a. Observe a dance and relate the movement to the people or environment in which the dance was created and performed.

**Grade 3**

**DA:Cn11.1.3**

a. Find a relationship between movement in a dance from a culture, society, or community and the culture from which the dance is derived. Explain what the movements communicate about key aspects of the culture, society, or community.



## Idaho Fine Arts Standards – Dance 4-5

### Dance/Creating

#### #DA:Cr1.1

Process Component: Explore

Anchor Standard: Generate and conceptualize artistic ideas and work.

Enduring Understanding: Choreographers use a variety of sources as inspiration and transform concepts and ideas into movement for artistic expression.

Essential Question: Where do choreographers get ideas for dances?

#### Grade 4

##### DA:Cr1.1.4

a. Identify ideas for choreography generated from a variety of stimuli (for example, music/sound, text, objects, images, notation, observed dance, experiences).

b. Develop a movement problem and manipulate the elements of dance as tools to find a solution.

#### Grade 5

##### DA:Cr1.1.5

a. Build content for choreography using several stimuli (for example, music/sound, text, objects, images, notation, observed dance, experiences, literary forms, natural phenomena, current news, social events).

b. Construct and solve multiple movement problems to develop choreographic content.

### Dance/Creating

#### #DA:Cr2.1

Process Component: Plan

Anchor Standard: Organize and develop artistic ideas and work.

Enduring Understanding: The elements of dance, dance structures, and choreographic devices serve as both a foundation and a departure point for choreographers.

Essential Question: What influences choice-making in creating choreography?

#### Grade 4

##### DA:Cr2.1.4

a. Manipulate or modify choreographic devices to expand movement possibilities and create a variety of movement patterns and structures. Discuss movement choices.

b. Develop a dance study that expresses and communicates a main idea. Discuss the reasons and effectiveness of the movement choices.

#### Grade 5

##### DA:Cr2.1.5

a. Manipulate or modify a variety of choreographic devices to expand choreographic possibilities and develop a main idea. Explain reasons for movement choices.

b.Develop a dance study by selecting a specific movement vocabulary to communicate a main idea. Discuss how the dance communicates non-verbally.

**Dance/Creating**

**#DA:Cr3.1**

**Process Component:** Revise

**Anchor Standard:** Refine and complete artistic work.

**Enduring Understanding:** Choreographers analyze, evaluate, refine, and document their work to communicate meaning.

**Essential Question:** How do choreographers use self-reflection, feedback from others, and documentation to improve the quality of their work?

**Grade 4**

**DA:Cr3.1.4**

a.Revise movement based on peer feedback and self-reflection to improve communication of artistic intent in a short dance study. Explain choices made in the process.

b.Depict the relationships between two or more dancers in a dance phrase by drawing a picture or using symbols (for example, next to, above, below, behind, in front of).

**Grade 5**

**DA:Cr3.1.5**

a.Explore through movement the feedback from others to expand choreographic possibilities for a short dance study that communicates artistic intent. Explain the movement choices and refinements.

b.Record changes in a dance sequence through writing, symbols, or a form of media technology.

**Dance/Performing**

**#DA:Pr4.1**

**Process Component:** Express

**Anchor Standard:** Select, analyze, and interpret artistic work for presentation.

**Enduring Understanding:** Space, time, and energy are basic elements of dance.

**Essential Question:** How do dancers work with space, time and energy to communicate artistic expression?

**Grade 4**

**DA:Pr4.1.4**

a. Make static and dynamic shapes with positive and negative space. Perform elevated shapes (jump shapes) with soft landings and movement sequences alone and with others, establishing relationships with other dancers through focus of eyes.

b.Accompany other dancers using a variety of percussive instruments and sounds. Respond in movement to even and uneven rhythms. Recognize and respond

to tempo changes as they occur in dance and music.

c.Analyze movements and phrases for use of energy and dynamic changes and use adverbs and adjectives to describe them. Based on the analysis, refine the phrases by incorporating a range of movement characteristics.

**Grade 5**

**DA:Pr4.1.5**

a.Integrate static and dynamic shapes and floor and air pathways into dance sequences. Establish relationships with other dancers through focus of eyes and other body parts. Convert inward focus to outward focus for projecting out to far space.

b.Dance to a variety of rhythms generated from internal and external sources. Perform movement phrases that show the ability to respond to changes in time.

c.Contrast bound and free-flowing movements. Motivate movement from both central initiation (torso) and peripheral initiation (distal) and analyze the relationship between initiation and energy.

**Dance/Performing**

**#DA:Pr5.1**

**Process Component:** Embody

**Anchor Standard:** Develop and refine artistic technique and work for presentation.

**Enduring Understanding:** Dancers use the mind-body connection and develop the body as an instrument for artistry and artistic expression.

**Essential Question:** What must a dancer do to prepare the mind and body for artistic expression?

**Grade 4**

**DA:Pr5.1.4**

a.Demonstrate fundamental dance skills (for example, alignment, coordination, balance, core support, kinesthetic awareness) and movement qualities when replicating and recalling patterns and sequences of locomotor and non-locomotor movements.

b.Execute techniques that extend movement range, build strength, and develop endurance. Explain the relationship between execution of technique, safe body-use, and healthful nutrition.

c.Coordinate phrases and timing with other dancers by cueing off each other and responding to stimuli cues (for example, music, text, or lighting). Reflect on feedback from others to inform personal dance performance goals.

**Grade 5**

**DA:Pr5.1.5**

a.Recall and execute a series of dance phrases using fundamental dance skills (for example, alignment, coordination, balance, core support, kinesthetic awareness, clarity of movement).

b.Demonstrate safe body-use practices during technical exercises and movement combinations. Discuss how these practices, along with healthful eating habits, promote strength, flexibility, endurance and injury prevention.

c.Collaborate with peer ensemble members to repeat sequences, synchronize actions, and refine spatial relationships to improve performance quality. Apply feedback from others to establish personal performance goals.

### **Dance/Performing**

#### **#DA:Pr6.1**

**Process Component:** Present

**Anchor Standard:** Convey meaning through the presentation of artistic work.

**Enduring Understanding:** Dance performance is an interaction between performer, production elements, and audience that heightens and amplifies artistic expression.

**Essential Question:** How does a dancer heighten artistry in a public performance?

#### **Grade 4**

##### **DA:Pr6.1.4**

a.Consider how to establish a formal performance space from an informal setting (for example, gymnasium or grassy area).

b.Identify, explore, and experiment with a variety of production elements to heighten the artistic intent and audience experience.

#### **Grade 5**

##### **DA:Pr6.1.5**

a.Demonstrate the ability to adapt dance to alternative performance venues by modifying spacing and movements to the performance space.

b.Identify, explore, and select production elements that heighten and intensify the artistic intent of a dance and are adaptable for various performance spaces.

### **Dance/Responding**

#### **#DA:Re7.1**

**Process Component:** Analyze

**Anchor Standard:** Perceive and analyze artistic work.

**Enduring Understanding:** Dance is perceived and analyzed to comprehend its meaning.

**Essential Question:** How is a dance understood?

#### **Grade 4**

##### **DA:Re7.1.4**

a. Find patterns of movement in dance works that create a style or theme.

b.Demonstrate and explain how dance styles differ within a genre or within a cultural movement practice.

#### **Grade 5**

**DA:Re7.1.5**

a. Find meaning or artistic intent from the patterns of movement in a dance work.

b. Describe, using basic dance terminology, the qualities and characteristics of style used in a dance from one's own cultural movement practice. Compare them to the qualities and characteristics of style found in a different dance genre, style, or cultural movement practice, also using basic dance terminology.

**Dance/Responding**

**#DA:Re8.1**

**Process Component:** Interpret

**Anchor Standard:** Interpret intent and meaning in artistic work.

**Enduring Understanding:** Dance is interpreted by considering intent, meaning, and artistic expression as communicated through the use of the body, elements of dance, dance technique, dance structure, and context.

**Essential Question:** How is dance interpreted?

**Grade 4**

**DA:Re8.1.4**

a. Relate movements, ideas, and context to decipher meaning in a dance using basic dance terminology.

**Grade 5**

**DA:Re8.1.5**

a. Interpret meaning in a dance based on its movements. Explain how the movements communicate the main idea of the dance using basic dance terminology.

**Dance/Responding**

**#DA:Re9.1**

**Process Component:** Critique

**Anchor Standard:** Apply criteria to evaluate artistic work.

**Enduring Understanding:** Criteria for evaluating dance vary across genres, styles, and cultures.

**Essential Question:** What criteria are used to evaluate dance?

**Grade 4**

**DA:Re9.1.4**

a. Discuss and demonstrate the characteristics that make a dance artistic and apply those characteristics to dances observed or performed in a specific genre, style, or cultural movement practice. Use basic dance terminology.

**Grade 5**

**DA:Re9.1.5**

a. Define the characteristics of dance that make a dance artistic and meaningful. Relate them to the elements of dance in genres, styles, or cultural movement practices. Use basic dance terminology to describe characteristics that make a dance artistic and meaningful.

**Dance/Connecting**

**#DA:Cn10.1**

**Process Component: Synthesize**

**Anchor Standard: Synthesize and relate knowledge and personal experiences to make art.**

**Enduring Understanding: As dance is experienced, all personal experiences, knowledge, and contexts are integrated and synthesized to interpret meaning.**

**Essential Question: How does dance deepen our understanding of ourselves, other knowledge, and events around us?**

**Grade 4**

**DA:Cn10.1.4**

**a.Relate the main idea or content in a dance to other experiences. Explain how the main idea of a dance is similar to or different from one’s own experiences, relationships, ideas or perspectives.**

**b.Develop and research a question relating to a topic of study in school using multiple sources of references. Select key aspects about the topic and choreograph movements that communicate the information. Discuss what was learned from creating the dance and describe how the topic might be communicated using another form of expression.**

**Grade 5**

**DA:Cn10.1.5**

**a.Compare two dances with contrasting themes. Discuss feelings and ideas evoked by each. Describe how the themes and movements relate to points of view and experiences.**

**b.Choose a topic, concept, or content from another discipline of study and research how other art forms have expressed the topic. Create a dance study that expresses the idea. Explain how the dance study expressed the idea and discuss how this learning process is similar to, or different from, other learning situations.**

**Dance/Connecting**

**#DA:Cn11.1**

**Process Component: Relate**

**Anchor Standard: Relate artistic ideas and works with societal, cultural and historical context to deepen understanding.**

**Enduring Understanding: Dance literacy includes deep knowledge and perspectives about societal, cultural, historical, and community contexts.**

**Essential Question: How does knowing about societal, cultural, historical and community experiences expand dance literacy?**

**Grade 4**

**DA:Cn11.1.4**

**a.Select and describe movements in a specific genre or style and explain how the movements relate to the culture, society, historical period, or community from which the dance originated.**

**Grade 5**

**DA:Cn11.1.5**

a. Describe how the movement characteristics and qualities of a dance in a specific genre or style communicate the ideas and perspectives of the culture, historical period, or community from which the genre or style originated.

Copyright © 2015 Idaho Fine Arts Standards  
With permission to adopt/adapt from State Education Agency Directors of Arts  
Education

## Idaho Fine Arts Standards – Dance 6-8

### Dance/Creating

#### #DA:Cr1.1

Process Component: Explore

Anchor Standard: Generate and conceptualize artistic ideas and work.

Enduring Understanding: Choreographers use a variety of sources as inspiration and transform concepts and ideas into movement for artistic expression.

Essential Question: Where do choreographers get ideas for dances?

#### Grade 6

##### DA:Cr1.1.6

a. Relate similar or contrasting ideas to develop choreography using a variety of stimuli (for example, music, observed dance, literary forms, notation, natural phenomena, personal experience/recall, current news or social events).

b. Explore various movement vocabularies to transfer ideas into choreography.

#### Grade 7

##### DA:Cr1.1.7

a. Compare a variety of stimuli (for example, music, observed dance, literary forms, notation, natural phenomena, personal experience/recall, current news or social events) and make selections to expand movement vocabulary and artistic expression.

b. Explore various movement vocabularies to express an artistic intent in choreography. Explain and discuss the choices made using genre-specific dance terminology.

#### Grade 8

##### DA:Cr1.1.8

a. Implement movement from a variety of stimuli (for example, music, observed dance, literary forms, notation, natural phenomena, personal experience/recall, current news or social events) to develop dance content for an original dance study or dance.

b. Identify and select personal preferences to create an original dance study or dance. Use genre-specific dance terminology to articulate and justify choices made in movement development to communicate intent.

### Dance/Creating

#### #DA:Cr2.1

Process Component: Plan

Anchor Standard: Organize and develop artistic ideas and work.

Enduring Understanding: The elements of dance, dance structures, and choreographic devices serve as both a foundation and a departure point for choreographers.

Essential Question: What influences choice-making in creating choreography?

#### Grade 6



**DA:Cr2.1.6**

a.Explore choreographic devices and dance structures to develop a dance study that supports an artistic intent. Explain the goal or purpose of the dance.

b.Determine artistic criteria to choreograph a dance study that communicates personal or cultural meaning. Based on the criteria, evaluate why some movements are more or less effective than others.

**Grade 7**

**DA:Cr2.1.7**

a.Use a variety of choreographic devices and dance structures to develop a dance study with a clear artistic intent. Articulate reasons for movement and structural choices.

b.Determine artistic criteria to choreograph a dance study that communicates personal or cultural meaning. Articulate how the artistic criteria serve to communicate the meaning of the dance.

**Grade 8**

**DA:Cr2.1.8**

a.Collaborate to select and apply a variety of choreographic devices and dance structures to choreograph an original dance study or dance with a clear artistic intent. Articulate the group process for making movement and structural choices.

b.Define and apply artistic criteria to choreograph a dance that communicates personal or cultural meaning. Discuss how the criteria clarify or intensify the meaning of the dance.

**Dance/Creating**

**#DA:Cr3.1**

**Process Component:** Revise

**Anchor Standard:** Refine and complete artistic work.

**Enduring Understanding:** Choreographers analyze, evaluate, refine, and document their work to communicate meaning.

**Essential Question:** How do choreographers use self-reflection, feedback from others, and documentation to improve the quality of their work?

**Grade 6**

**DA:Cr3.1.6**

a.Revise dance compositions using collaboratively developed artistic criteria. Explain reasons for revisions and how choices made relate to artistic intent.

b.Explore or invent a system to record a dance sequence through writing, symbols, or a form of media technology.

**Grade 7**

**DA:Cr3.1.7**

a.Evaluate possible revisions of dance compositions and, if necessary, consider revisions of artistic criteria based on self-reflection and feedback of others. Explain reasons for choices and how they clarify artistic intent.

b.Investigate a recognized system to document a dance sequence by using words, symbols, or media technologies.

**Grade 8**

**DA:Cr3.1.8**

a.Revise choreography collaboratively or independently based on artistic criteria, self-reflection, and the feedback of others. Articulate the reasons for choices and revisions and explain how they clarify and enhance the artistic intent.

b.Experiment with aspects of a recognized system to document a section of a dance by using words, symbols, or media technologies.

**Dance/Performing**

**#DA:Pr4.1**

**Process Component:** Express

**Anchor Standard:** Select, analyze, and interpret artistic work for presentation.

**Enduring Understanding:** Space, time, and energy are basic elements of dance.

**Essential Question:** How do dancers work with space, time and energy to communicate artistic expression?

**Grade 6**

**DA:Pr4.1.6**

a.Refine partner and ensemble skills in the ability to judge distance and spatial design. Establish diverse pathways, levels, and patterns in space. Maintain focus with partner or group in near and far space.

b. Use combinations of sudden and sustained timing as it relates to both the time and the dynamics of a phrase or dance work. Accurately use accented and unaccented beats in 3/4 and 4/4 meter.

c.Use the internal body force created by varying tensions within one’s musculature for movement initiation and dynamic expression. Distinguish between bound and free-flowing movements and appropriately apply them to technique exercises and dance phrases.

**Grade 7**

**DA:Pr4.1.7**

a.Expand movement vocabulary of floor and air pattern designs. Incorporate and modify body designs from different dance genres and styles for the purpose of expanding movement vocabulary to include differently designed shapes and movements for interest and contrast.

b.Vary durational approach in dance phrasing by using timing accents and variations

within a phrase to add interest kinesthetically, rhythmically, and visually.

c. Compare and contrast movement characteristics from a variety of dance genres or styles. Discuss specific characteristics and use adverbs and adjectives to describe them. Determine what dancers must do to perform them clearly.

**Grade 8**

**DA:Pr4.1.8**

a. Sculpt the body in space and design body shapes in relation to other dancers, objects, and environment. Use focus of eyes during complex floor and air patterns or direct and indirect pathways.

b. Analyze and select metric, kinetic, and breath phrasing and apply appropriately to dance phrases. Perform dance phrases of different lengths that use various timings within the same section. Use different tempi in different body parts at the same time.

c. Direct energy and dynamics in such a way that movement is textured. Incorporate energy and dynamics to technique exercises and dance performance. Use energy and dynamics to enhance and project movements.

**Dance/Performing**

**#DA:Pr5.1**

**Process Component: Embody**

**Anchor Standard:** Develop and refine artistic technique and work for presentation.

**Enduring Understanding:** Dancers use the mind-body connection and develop the body as an instrument for artistry and artistic expression.

**Essential Question:** What must a dancer do to prepare the mind and body for artistic expression?

**Grade 6**

**DA:Pr5.1.6**

a. Embody technical dance skills (for example, alignment, coordination, balance, core support, kinesthetic awareness, clarity of movement) to accurately execute changes of direction, levels, facings, pathways, elevations and landings, extensions of limbs, and movement transitions.

b. Apply basic anatomical knowledge, proprioceptive feedback, spatial awareness, and nutrition to promote safe and healthful strategies when warming up and dancing.

c. Collaborate as an ensemble to refine dances by identifying what works and does not work in executing complex patterns, sequences, and formations. Solve movement problems to dances by testing options and finding good results. Document self-improvements over time

**Grade 7**

**DA:Pr5.1.7**

a.Apply body-use strategies to accommodate physical maturational development to technical dance skills (for example, functional alignment, coordination, balance, core support, kinesthetic awareness, clarity of movement, weight shifts, flexibility/range of motion).

b.Utilize healthful practices and sound nutrition in dance activities and everyday life. Discuss benefits of practices and how choices enhance performance.

c.Collaborate with peers to practice and refine dances. Develop group performance expectations through observation and analyses (for example, view live or recorded professional dancers and collaboratively develop group performance expectations based on information gained from observations).

**Grade 8**

**DA:Pr5.1.8**

a.Embody technical dance skills (for example, functional alignment, coordination, balance, core support, clarity of movement, weight shifts, flexibility/range of motion) to replicate, recall, and execute spatial designs and musical or rhythmical dance phrases.

b.Evaluate personal healthful practices in dance activities and everyday life including nutrition and injury prevention. Discuss choices made, the effects experienced, and methods for improvement.

c.Collaborate with peers to discover strategies for achieving performance accuracy, clarity, and expressiveness. Articulate personal performance goals and practice to reach goals. Document personal improvement over time (for example, journaling, portfolio, or timeline).

**Dance/Performing**

**#DA:Pr6.1**

**Process Component:** Present

**Anchor Standard:** Convey meaning through the presentation of artistic work.

**Enduring Understanding:** Dance performance is an interaction between performer, production elements, and audience that heightens and amplifies artistic expression.

**Essential Question:** How does a dancer heighten artistry in a public performance?

**Grade 6**

**DA:Pr6.1.6**

a.Recognize needs and adapt movements to performance area. Use performance etiquette and performance practices during class, rehearsal and performance. Post-performance, accept notes from choreographer and make corrections as needed and apply to future performances.

b.Compare and contrast a variety of possible production elements that would intensify and heighten the artistic intent of the work. Select choices and explain reasons for the decisions made using production terminology.

**Grade 7**

**DA:Pr6.1.7**

a.Recommend changes to and adapt movements to performance area. Use performance etiquette and performance practices during class, rehearsal and performance. Maintain journal documenting these efforts. Post-performance, accept notes from choreographer and apply corrections to future performances.

b.Explore possibilities of producing dance in a variety of venues or for different audiences and, using production terminology, explain how the production elements would be handled in different situations.

**Grade 8**

**DA:Pr6.1.8**

a.Demonstrate leadership qualities (for example commitment, dependability, responsibility, and cooperation) when preparing for performances. Use performance etiquette and performance practices during class, rehearsal and performance. Document efforts and create a plan for ongoing improvements. Post-performance, accept notes from choreographer and apply corrections to future performances.

b.Collaborate to design and execute production elements that would intensify and heighten the artistic intent of a dance performed on a stage, in a different venue, or for different audiences. Explain reasons for choices using production terminology.

**Dance/Responding**

**#DA:Re7.1**

**Process Component: Analyze**

**Anchor Standard: Perceive and analyze artistic work.**

**Enduring Understanding: Dance is perceived and analyzed to comprehend its meaning.**

**Essential Question: How is a dance understood?**

**Grade 6**

**DA:Re7.1.6**

a.Describe or demonstrate recurring patterns of movement and their relationships in dance.

b.Explain how the elements of dance are used in a variety of dance genres, styles, or cultural movement practices. Use genre-specific dance terminology.

**Grade 7**

**DA:Re7.1.7**

a.Compare, contrast, and discuss patterns of movement and their relationships in dance.

b.Compare and contrast how the elements of dance are used in a variety of genres, styles, or cultural movement practices. Use genre-specific dance terminology.

**Grade 8**

**DA:Re7.1.8**

a. Describe, demonstrate and discuss patterns of movement and their relationships in dance in context of artistic intent.

b. Explain how the elements of dance are used in a variety of genres, styles, or cultural movement practices to communicate intent. Use genre-specific dance terminology.

**Dance/Responding**

**#DA:Re8.1**

**Process Component: Interpret**

**Anchor Standard: Interpret intent and meaning in artistic work.**

**Enduring Understanding: Dance is interpreted by considering intent, meaning, and artistic expression as communicated through the use of the body, elements of dance, dance technique, dance structure, and context.**

**Essential Question: How is dance interpreted?**

**Grade 6**

**DA:Re8.1.6**

a. Explain how the artistic expression of a dance is achieved through the elements of dance, use of body, dance technique, dance structure, and context. Explain how these communicate the intent of the dance using genre specific dance terminology.

**Grade 7**

**DA:Re8.1.7**

a. Compare the meaning of different dances. Explain how the artistic expression of each dance is achieved through the elements of dance, use of body, dance technique, and context. Use genre specific dance terminology.

**Grade 8**

**DA:Re8.1.8**

a. Select a dance and explain how artistic expression is achieved through relationships among the elements of dance, use of body, dance technique and context. Cite evidence in the dance to support your interpretation using genre specific dance terminology.

**Dance/Responding**

**#DA:Re9.1**

**Process Component: Critique**

**Anchor Standard: Apply criteria to evaluate artistic work.**

**Enduring Understanding: Criteria for evaluating dance vary across genres, styles, and cultures.**

**Essential Question: What criteria are used to evaluate dance?**

**Grade 6**

**DA:Re9.1.6**

a. Discuss the characteristics and artistic intent of a dance from a genre, style, or cultural movement practice and develop artistic criteria to critique the dance using genre-specific dance terminology.

**Grade 7**

**DA:Re9.1.7**

a.Compare artistic intent, content and context from dances to examine the characteristics of genre, style, or cultural movement practice. Based on the comparison, refine artistic criteria using genre-specific dance terminology.

**Grade 8**

**DA:Re9.1.8**

a.Use artistic criteria to determine what makes an effective performance. Consider content, context, genre, style, or cultural movement practice to comprehend artistic expression. Use genre-specific dance terminology.

**Dance/Connecting**

**#DA:Cn10.1**

**Process Component: Synthesize**

**Anchor Standard:** Synthesize and relate knowledge and personal experiences to make art.

**Enduring Understanding:** As dance is experienced, all personal experiences, knowledge, and contexts are integrated and synthesized to interpret meaning.

**Essential Question:** How does dance deepen our understanding of ourselves, other knowledge, and events around us?

**Grade 6**

**DA:Cn10.1.6**

a.Observe the movement characteristics or qualities observed in a specific dance genre. Describe differences and similarities about what was observed to one’s attitudes and movement preferences.

b.Conduct research using a variety of resources to find information about a social issue of great interest. Use the information to create a dance study that expresses a specific point of view on the topic. Discuss whether the experience of creating and sharing the dance reinforces personal views or offers new knowledge and perspectives.

**Grade 7**

**DA:Cn10.1.7**

a.Compare and contrast the movement characteristics or qualities found in a variety of dance genres. Discuss how the movement characteristics or qualities differ from one’s own movement characteristics or qualities and how different perspectives are communicated.

b.Research the historical development of a dance genre or style. Use knowledge gained from the research to create a dance study that evokes the essence of the style or genre. Share the study with peers as part of a lecture demonstration that tells the story of the historical journey of the chosen genre or style. Document the process of research and application.

**Grade 8**

**DA:Cn10.1.8**

a.Relate connections found between different dances and discuss the relevance of the connections to the development of one’s personal perspectives.

b. Investigate two contrasting topics using a variety of research methods. Identify and organize ideas to create representative movement phrases. Create a dance study exploring the contrasting ideas. Discuss how the research informed the choreographic process and deepens understanding of the topics.

**Dance/Connecting**

**#DA:Cn11.1**

**Process Component: Relate**

**Anchor Standard: Relate artistic ideas and works with societal, cultural and historical context to deepen understanding.**

**Enduring Understanding: Dance literacy includes deep knowledge and perspectives about societal, cultural, historical, and community contexts.**

**Essential Question: How does knowing about societal, cultural, historical and community experiences expand dance literacy?**

**Grade 6**

**DA:Cn11.1.6**

**a. Interpret and show how the movement and qualities of a dance communicate its cultural, historical, and/or community purpose or meaning.**

**Grade 7**

**DA:Cn11.1.7**

**a. Compare, contrast, and discuss dances performed by people in various localities or communities. Formulate possible reasons why similarities and differences developed in relation to the ideas and perspectives important to each social group.**

**Grade 8**

**DA:Cn11.1.8**

**a. Analyze and discuss, how dances from a variety of cultures, societies, historical periods, or communities reveal the ideas and perspectives of the people.**

**Idaho Fine Arts Standards – Dance High School**

**Dance/Creating #DA:Cr1.1**

**Process Component: Explore**

**Anchor Standard: Generate and conceptualize artistic ideas and work.**

**Enduring Understanding: Choreographers use a variety of sources as inspiration and transform concepts and ideas into movement for artistic expression.**

**Essential Question: Where do choreographers get ideas for dances?**

**Grade Hs proficient**

**DA:Cr1.1.HSI**

**a. Explore a variety of stimuli for sourcing movement to develop an improvisational or choreographed dance study. Analyze the process and the relationship between the stimuli and the movement.**



b. Experiment with the elements of dance to explore personal movement preferences and strengths, and select movements that challenge skills and build on strengths in an original dance study or dance.

**Grade Hs advanced**

**DA:Cr1.1.HSIII**

a.Synthesize content generated from stimulus material. Experiment and take risks to discover a personal voice to communicate artistic intent.

b.Expand personal movement preferences and strengths to discover unexpected solutions that communicate the artistic intent of an original dance. Analyze the unexpected solutions and explain why they were effective in expanding artistic intent.

Dance/Creating #DA:Cr2.1

Process Component: Plan

Anchor Standard: Organize and develop artistic ideas and work.

Enduring Understanding: The elements of dance, dance structures, and choreographic devices serve as both a foundation and a departure point for choreographers.

Essential Question: What influences choice-making in creating choreography?

Grade Hs proficient

**DA:Cr2.1.HSI**

a. Collaborate to design a dance using choreographic devices and dance structures to support an artistic intent. Explain how the dance structures clarify the artistic intent.

b. Develop an artistic statement for an original dance study or dance. Discuss how the use of movement elements, choreographic devices and dance structures serve to communicate the artistic statement.

**Grade Hs advanced**

**DA:Cr2.1.HSIII**

a.Demonstrate fluency and personal voice in designing and choreographing original dances. Justify choreographic choices and explain how they are used to intensify artistic intent.

b.Construct an artistic statement that communicates a personal, cultural and artistic perspective.

Dance/Creating #DA:Cr3.1

Process Component: Revise

Anchor Standard: Refine and complete artistic work.

Enduring Understanding: Choreographers analyze, evaluate, refine, and document their work to communicate meaning.

Essential Question: How do choreographers use self-reflection, feedback from others, and documentation to improve the quality of their work?

Grade Hs proficient

**DA:Cr3.1.HSI**

a. Clarify the artistic intent of a dance by manipulating choreographic devices and dance structures based on established artistic criteria and feedback from others. Analyze and evaluate impact of choices made in the revision process.

b. Compare recognized systems to document a section of a dance using writing, symbols, or media technologies.

Grade Hs advanced

DA:Cr3.1.HSIII

a. Clarify the artistic intent of a dance by manipulating and refining choreographic devices, dance structures, and artistic criteria using self-reflection and feedback from others. Document choices made in the revision process and justify how the refinements support artistic intent.

b. Document a dance using recognized systems of dance documentation (for example, writing, a form of notation symbols, or using media technologies).

### Dance/Performing

#DA:Pr4.1

Process Component: Express

Anchor Standard: Select, analyze, and interpret artistic work for presentation.

Enduring Understanding: Space, time, and energy are basic elements of dance.

Essential Question: How do dancers work with space, time and energy to communicate artistic expression?

Grade Hs proficient

DA:Pr4.1.HSI

a. Develop partner and ensemble skills that enable contrasting level changes through lifts, balances, or other means while maintaining a sense of spatial design and relationship. Use space intentionally during phrases and through transitions between phrases. Establish and break relationships with others as appropriate to the choreography.

b. Use syncopation and accent movements related to different tempi. Take rhythmic cues from different aspects of accompaniment. Integrate breath phrasing with metric and kinesthetic phrasing.

c. Connect energy and dynamics to movements by applying them in and through all parts of the body. Develop total body awareness so that movement phrases demonstrate variances of energy and dynamics.

Grade Hs advanced

DA:Pr4.1.HSIII

a. Modulate and use the broadest range of movement in space for artistic and expressive clarity. Use inward and outward focus to clarify movement and intent. Establish and break relationships with other dancers and audience as appropriate to the dance.

b.Modulate time factors for artistic interest and expressive acuity. Demonstrate time complexity in phrasing with and without musical accompaniment. Use multiple and complex rhythms (for example, contrapuntal and/or polyrhythmic) at the same time. Work with and against rhythm of accompaniment or sound environments.

c.Modulate dynamics to clearly express intent while performing dance phrases and choreography. Perform movement sequences expressively using a broad dynamic range and employ dynamic skills for establishing relationships with other dancers and projecting to the audience.

### **Dance/Performing**

#### **#DA:Pr5.1**

**Process Component:** Embody

**Anchor Standard:** Develop and refine artistic technique and work for presentation.

**Enduring Understanding:** Dancers use the mind-body connection and develop the body as an instrument for artistry and artistic expression.

**Essential Question:** What must a dancer do to prepare the mind and body for artistic expression?

#### **Grade Hs proficient**

##### **DA:Pr5.1.HSI**

a. Embody technical dance skills (for example, functional alignment, coordination, balance, core support, clarity of movement, weight shifts, flexibility/range of motion) to retain and execute dance choreography.

b.Develop a plan for healthful practices in dance activities and everyday life including nutrition and injury prevention. Discuss implementation of the plan and how it supports personal performance goals.

c.Collaborate with peers to establish and implement a rehearsal plan to meet performance goals. Use a variety of strategies to analyze and evaluate performances of self and others (for example, use video recordings of practice to analyze the difference between the way movements look and how they feel to match performance with visual affect). Articulate performance goals and justify reasons for selecting particular practice strategies.

#### **Grade Hs advanced**

##### **DA:Pr5.1.HSIII**

a.Apply body-mind principles to technical dance skills in complex choreography when performing solo, partnering, or dancing in ensemble works in a variety of dance genres and styles. Self-evaluate performances and discuss and analyze performance ability with others.

b.Research healthful and safe practices for dancers and modify personal practice based on findings. Discuss how research informs practice.

c. Initiate, plan, and direct rehearsals with attention to technical details and fulfilling artistic expression. Use a range of rehearsal strategies to achieve performance excellence.

**Dance/Performing**

**#DA:Pr6.1**

**Process Component: Present**

**Anchor Standard: Convey meaning through the presentation of artistic work.**

**Enduring Understanding: Dance performance is an interaction between performer, production elements, and audience that heightens and amplifies artistic expression.**

**Essential Question: How does a dancer heighten artistry in a public performance?**

**Grade Hs proficient**

**DA:Pr6.1.HSI**

a. Demonstrate leadership qualities (for example commitment, dependability, responsibility, and cooperation) when preparing for performances. Demonstrate performance etiquette and performance practices during class, rehearsal and performance. Post-performance, accept notes from choreographer and apply corrections to future performances. Document the rehearsal and performance process and evaluate methods and strategies using dance terminology and production terminology.

b. Evaluate possible designs for the production elements of a performance and select and execute the ideas that would intensify and heighten the artistic intent of the dances.

**Grade Hs advanced**

**DA:Pr6.1.HSIII**

a. Demonstrate leadership qualities (for example commitment, dependability, responsibility, and cooperation) when preparing for performances. Model performance etiquette and performance practices during class, rehearsal and performance. Enhance performance using a broad repertoire of strategies for dynamic projection. Develop a professional portfolio (resume, head shot, etc.) that documents the rehearsal and performance process with fluency in professional dance terminology and production terminology.

b. Work collaboratively to produce dance concerts in a variety of venues and design and organize the production elements that would be necessary to fulfill the artistic intent of the dance works in each of the venues.

**Dance/Responding**

**#DA:Re7.1**

**Process Component: Analyze**

**Anchor Standard: Perceive and analyze artistic work.**

**Enduring Understanding: Dance is perceived and analyzed to comprehend its meaning.**

**Essential Question: How is a dance understood?**

**Grade Hs proficient**

**DA:Re7.1.HSI**

a.Analyze recurring patterns of movement and their relationships in dance in context of artistic intent.

b.Analyze the use of elements of dance in a variety of genres, styles, or cultural movement practices within its cultural context to communicate intent. Use genre-specific dance terminology

**Grade Hs advanced**

**DA:Re7.1.HSIII**

a.Analyze dance works from a variety of dance genres and styles and explain how recurring patterns of movement and their relationships create well-structured and meaningful choreography.

b.Explain how dance communicates aesthetic and cultural values in a variety of genres, styles, or cultural movement practices. Use genre-specific dance terminology

**Dance/Responding**

**#DA:Re8.1**

**Process Component: Interpret**

**Anchor Standard: Interpret intent and meaning in artistic work.**

**Enduring Understanding: Dance is interpreted by considering intent, meaning, and artistic expression as communicated through the use of the body, elements of dance, dance technique, dance structure, and context.**

**Essential Question: How is dance interpreted?**

**Grade Hs proficient**

**DA:Re8.1.HSI**

a.Select and compare different dances and discuss their intent and artistic expression. Explain how the relationships among the elements of dance, use of body, dance technique, and context enhance meaning and support intent using genre specific dance terminology.

**Grade Hs advanced**

**DA:Re8.1.HSIII**

a.Analyze and interpret how the elements of dance, execution of dance movement principles, and context contribute to artistic expression across different genres, styles, or cultural movement practices. Use genre specific dance terminology.

**Dance/Responding**

**#DA:Re9.1**

**Process Component: Critique**

**Anchor Standard: Apply criteria to evaluate artistic work.**

**Enduring Understanding: Criteria for evaluating dance vary across genres, styles, and cultures.**

**Essential Question: What criteria are used to evaluate dance?**

**Grade Hs proficient**

**DA:Re9.1.HSI**

a.Analyze the artistic expression of a dance. Discuss insights using evaluative criteria and dance terminology.

**Grade Hs advanced**

**DA:Re9.1.HSIII**

a.Define personal artistic preferences to critique dance. Consider societal and personal values, and a range of artistic expression. Discuss perspectives with peers and justify views.

**Dance/Connecting**

**#DA:Cn10.1**

**Process Component: Synthesize**

**Anchor Standard:** Synthesize and relate knowledge and personal experiences to make art.

**Enduring Understanding:** As dance is experienced, all personal experiences, knowledge, and contexts are integrated and synthesized to interpret meaning.

**Essential Question:** How does dance deepen our understanding of ourselves, other knowledge, and events around us?

**Grade Hs proficient**

**DA:Cn10.1.HSI**

a.Analyze a dance to determine the ideas expressed by the choreographer. Explain how the perspectives expressed by the choreographer may impact one’s own interpretation. Provide evidence to support one’s analysis.

b.Collaboratively identify a dance related question or problem. Conduct research through interview, research database, text, media, or movement. Analyze and apply information gathered by creating a group dance that answers the question posed. Discuss how the dance communicates new perspectives or realizations. Compare orally and in writing the process used in choreography to that of other creative, academic, or scientific procedures.

**Grade Hs advanced**

**DA:Cn10.1.HSIII**

a.Review original choreography developed over time with respect to its content and context and its relationship to personal perspectives. Reflect on and analyze the variables that contributed to changes in one’s personal growth.

b.Investigate various dance related careers through a variety of research methods and techniques. Select those careers of most interest. Develop and implement a Capstone Project that reflects a possible career choice.

**Dance/Connecting**

**#DA:Cn11.1**

**Process Component: Relate**

**Anchor Standard:** Relate artistic ideas and works with societal, cultural and historical context to deepen understanding.

Enduring Understanding: Dance literacy includes deep knowledge and perspectives about societal, cultural, historical, and community contexts.

Essential Question: How does knowing about societal, cultural, historical and community experiences expand dance literacy?

**Grade Hs proficient**

**DA:Cn11.1.HSI**

a. Analyze and discuss dances from selected genres or styles and/or historical time periods, and formulate reasons for the similarities and differences between them in relation to the ideas and perspectives of the peoples from which the dances originate

**Grade Hs advanced**

**DA:Cn11.1.HSIII**

a. Analyze dances from several genres or styles, historical time periods, and/or world dance forms. Discuss how dance movement characteristics, techniques, and artistic criteria relate to the ideas and perspectives of the peoples from which the dances originate, and how the analysis has expanded one's dance literacy.

THIS PAGE INTENTIONALLY LEFT BLANK





# Arts and Humanities

## Theatre

Approved by the Idaho State Board of Education, ~~April 17, 2009~~ August 13, 2015

**Rules Governing Thoroughness (08.02.03.004)**

IDAHO CONTENT STANDARDS

~~IDAHO CONTENT STANDARDS  
GRADE K-3  
HUMANITIES: THEATRE~~

~~**Standard 1: Historical and Cultural Contexts**~~

~~Students demonstrate an understanding of how people and cultures are connected across time. Humanities instruction prepares students to work and live as global citizens because of their greater understanding of their own culture and the cultures of others.~~

~~Students in grades K-3 identify elements of theatre, cultural traditions, time periods, ideas, and emotions as expressed through theatre. Students compare written stories to dramatic performances.~~

~~**Goal 1.1: Identify the historical and cultural contexts of theatre.**~~

~~**Objective(s): By the end of Grade 3, the student will be able to:**~~

- ~~K-3.T.1.1.1—Identify a dramatic presentation as belonging to the past or present.~~
- ~~K-3.T.1.1.2—Identify elements of theatre in everyday life, such as relationships (characters), clothes (costumes), locations (setting), and plot (story).~~
- ~~K-3.T.1.1.3—Identify and discuss cultural traditions in stories, songs, fairy tales, fables, and nursery rhymes.~~

~~**Goal 1.2: Identify the interrelationships among the visual and performing arts disciplines.**~~

~~**Objective(s): By the end of Grade 3, the student will be able to:**~~

- ~~K-3.T.1.2.1—Dramatize how theatre is enhanced by dance, visual art, and music.~~
- ~~K-3.T.1.2.2—Compare a written (oral) story with a dramatic performance of that same story.~~

~~**Standard 2: Critical Thinking**~~

~~Students understand the purposes and functions of the arts. They build literacy and develop critical thinking through analysis and interpretation.~~

~~Students in grades K-3 identify and discuss the elements and meaning of a dramatic performance, using theatre vocabulary. Students explain personal preference about a dramatic performance.~~

~~**Goal 2.1: Conduct analyses of theatre.**~~

~~**Objective(s): By the end of Grade 3, the student will be able to:**~~

- ~~K-3.T.2.1.1—Use theatre vocabulary to discuss a dramatic performance.~~
- ~~K-3.T.2.1.2—Identify and describe the character, plot, and setting in stories.~~
- ~~K-3.T.2.1.3—Use drama as a form of communication.~~

~~Goal 2.2: Exercise sound reasoning in understanding and making choices about theatre.~~

~~Objective(s): By the end of Grade 3, the student will be able to:~~

- ~~K-3.T.2.2.1— Identify the beginning, middle, and ending of dramatic performances.~~
- ~~K-3.T.2.2.2— Verbalize personal preferences for various types of drama.~~
- ~~K-3.T.2.2.3— Express preferences for the various aspects of a dramatic performance.~~
- ~~K-3.T.2.2.4— Explain the importance of theatre in one's own life.~~

Standard 3: Performance

~~Students engage in the creation of original works and/or the interpretation of the works of others, culminating in a performance or presentation.~~

~~Students in grades K-3 create and present dramatic performances based on personal experience, imagination, and factual events. Students use theatrical skills to create different characters, scenes, and dialogue. Students employ the elements of scenery, props, costume, and makeup in a dramatic performance.~~

~~Goal 3.1: Utilize concepts essential to theatre.~~

~~Objective(s): By the end of Grade 3, the student will be able to:~~

- ~~K-3.T.3.1.1— Create characters, environments, and situations for dramatization.~~
- ~~K-3.T.3.1.2— Vary movement, vocal pitch, tempo, and tone for different characters.~~

~~Goal 3.2: Communicate through theatre, applying artistic concepts, knowledge, and skills.~~

~~Objective(s): By the end of Grade 3, the student will be able to:~~

- ~~K-3.T.3.2.1— Use dialogue to tell stories.~~
- ~~K-3.T.3.2.2— Interact in imaginary situations.~~
- ~~K-3.T.3.2.3— Choose scenery, props, costumes, and makeup for a production.~~
- ~~K-3.T.3.2.4— Demonstrate appropriate behavior while attending and/or participating in theatrical events.~~
- ~~K-3.T.3.2.5— Show respect for personal work and works of others.~~

~~Goal 3.3: Communicate through theatre with creative expression.~~

~~Objective(s): By the end of Grade 3, the student will be able to:~~

- ~~—K-3.T.3.3.1— Create spontaneous dialogue to express or create characters in a scene.~~
- ~~—K-3.T.3.3.2— Create and present original or fictional stories.~~
- ~~—K-3.T.3.3.3— Assume roles based on personal experiences, imagination, and reading.~~

~~IDAHO CONTENT STANDARDS  
GRADE 4-5  
HUMANITIES: THEATRE~~

~~Students are expected to know content and apply skills from previous grades.~~

~~**Standard 1: Historical and Cultural Contexts**~~

~~Students demonstrate an understanding of how people and cultures are connected across time. Humanities instruction prepares students to work and live as global citizens because of their greater understanding of their own culture and the cultures of others.~~

~~Students in grades 4-5 portray historical events and various cultures using theatrical elements. Students discuss theatre as a means of reflecting history and culture. Students analyze the interrelationships of the arts in a live performance.~~

~~**Goal 1.1: Identify the historical and cultural contexts of theatre.**~~

~~**Objective(s): By the end of Grade 5, the student will be able to:**~~

- ~~4-5.T.1.1.1—Translate a specific historical event into a dramatic presentation.~~
- ~~4-5.T.1.1.2—Create stage props and scenery that convey historical accuracy in a dramatic reenactment.~~
- ~~4-5.T.1.1.3—Create dialogue involving historical figures.~~
- ~~4-5.T.1.1.4—Identify the value of theatre as a means of reflecting history and culture.~~

~~**Goal 1.2: Identify the interrelationships among the visual and performing arts disciplines.**~~

~~**Objective(s): By the end of Grade 5, the student will be able to:**~~

- ~~4-5.T.1.2.1—Analyze the ways a live performance is enhanced by the integration of visual art, music, and dance.~~
- ~~4-5.T.1.2.2—Utilize multiple art forms to communicate ideas effectively.~~

~~**Standard 2: Critical Thinking**~~

~~Students understand the purposes and functions of the arts. They build literacy and develop critical thinking through analysis and interpretation.~~

~~Students in grades 4-5 use selected criteria to critique performances and justify reasons for personal preferences. Students discuss and analyze the themes and elements of theatre. Students identify and describe the character, plot, and setting in classroom dramatizations and/or formal productions.~~

~~**Goal 2.1: Conduct analyses of theatre.**~~

~~**Objective(s): By the end of Grade 5, the student will be able to:**~~

- ~~4-5.T.2.1.1—Develop and use theatre vocabulary.~~
- ~~4-5.T.2.1.2—Compare and contrast film, television, and theatre as distinct genres.~~

- ~~4-5.T.2.1.3—Examine theatre as a means to communicate meaning.~~
- ~~4-5.T.2.1.4—Justify reasons for personal preference concerning a dramatic performance.~~

**~~Goal 2.2: Exercise sound reasoning and understanding in making choices about theatre.~~**

**~~Objective(s): By the end of Grade 5, the student will be able to:~~**

- ~~4-5.T.2.2.1—Identify and describe the character, plot, and setting in classroom dramatizations and/or formal productions.~~
- ~~4-5.T.2.2.2—Analyze how facial expression and body language reveal meaning.~~
- ~~4-5.T.2.2.3—Evaluate one's own performance of a scene and the performances of others.~~
- ~~4-5.T.2.2.4—Identify how theatre reveals universal themes.~~
- ~~4-5.T.2.2.5—Explain the importance of theatre in our society.~~

**Standard 3: Performance**

~~Students engage in the creation of original works and/or the interpretation of the works of others, culminating in a performance or presentation.~~

~~Students in grades 4-5 improvise and create dramatizations based on a variety of sources. Students use theatrical elements to convey mood and environment. Students collaborate to produce original and retold narratives. Students show respect for their work and the work of others.~~

**~~Goal 3.1: Utilize concepts essential to theatre.~~**

**~~Objective(s): By the end of Grade 5, the student will be able to:~~**

- ~~4-5.T.3.1.1—Improvise dialogue to tell stories and convey information.~~
- ~~4-5.T.3.1.2—Vary movements, vocal pitch, tempo, and tone for different characters.~~
- ~~4-5.T.3.1.3—Create characters, environments, and situations for dramatization.~~

**~~Goal 3.2: Communicate through theatre, applying artistic concepts, knowledge, and skills.~~**

**~~Objective(s): By the end of Grade 5, the student will be able to:~~**

- ~~4-5.T.3.2.1—Use appropriate improvised or scripted dialogue in a scene.~~
- ~~4-5.T.3.2.2—Demonstrate basic stage movement.~~
- ~~4-5.T.3.2.3—Create scenery, properties, lighting, sound, costumes, and makeup for a dramatic production.~~
- ~~4-5.T.3.2.4—Demonstrate appropriate behavior while attending and/or participating in theatrical events.~~
- ~~4-5.T.3.2.5—Show respect for personal work and works of others.~~

**~~Goal 3.3: Communicate through theatre with creative expression.~~**

**~~Objective(s): By the end of Grade 5, the student will be able to:~~**

- ~~4-5.T.3.3.1—Create characters and plots from a variety of sources.~~
- ~~4-5.T.3.3.2—Create a short dramatic scene from narrative literature.~~

~~4.5.T.3.3.3—Improvise scenes collaboratively, based on relationships and social situations.~~

**IDAHO CONTENT STANDARDS  
GRADE 6-8  
HUMANITIES: THEATRE**

~~Students are expected to know content and apply skills from previous grades.~~

**Standard 1: Historical and Cultural Contexts**

~~Students demonstrate an understanding of how people and cultures are connected across time. Humanities instruction prepares students to work and live as global citizens because of their greater understanding of their own culture and the cultures of others.~~

~~Students in grades 6-8 identify and discuss the historical roots of theatre. Students distinguish between different types of acting and identify ways various cultures have used theatre to communicate ideas. Students use and analyze the use of multiple art forms in theatre.~~

~~Goal 1.1: Examine the historical and cultural contexts of theatre.~~

~~Objective(s): By the end of Grade 8, the student will be able to:~~

~~6-8.T.1.1.1—Investigate theatre's Greek roots.~~

~~6-8.T.1.1.2—Identify the ways in which many cultures have used theatre to communicate ideas.~~

~~6-8.T.1.1.3—Compare and contrast various historical changes and developments in the theatre and stage.~~

~~6-8.T.1.1.4—Delineate the differences among various acting styles, genres, and time periods.~~

~~Goal 1.2: Explain the interrelationships among the visual and performing arts disciplines.~~

~~Objective(s): By the end of Grade 8, the student will be able to:~~

~~6-8.T.1.2.1—Analyze how other art forms contribute to a dramatic performance.~~

~~6-8.T.1.2.2—Utilize multiple art forms to communicate ideas effectively.~~

**Standard 2: Critical Thinking**

~~Students understand the purposes and functions of the arts. They build literacy and develop critical thinking through analysis and interpretation.~~

~~Students in grades 6-8 compare and contrast theatre of different cultures. Students identify and discuss dramatic elements in a work. Students formulate and defend personal preferences about dramatic performances. Students use theatrical vocabulary to discuss a performance. Students analyze a character's role, actions, and the consequences for actions.~~

~~Goal 2.1: Conduct analyses of theatre.~~

**Objective(s): By the end of Grade 8, the student will be able to:**

- 6-8.T.2.1.1—Use theatrical vocabulary to critique a dramatic performance.
- 6-8.T.2.1.2—Analyze the central action of the play and discuss its cause and effect.
- 6-8.T.2.1.3—Identify the theatrical elements that contribute to the meaning of a dramatic work.
- 6-8.T.2.1.4—Compare one's interpretation of a dramatic scene with the interpretations of others.
- 6-8.T.2.1.5—Compare and contrast the theatre of different cultures.

**Goal 2.2: Exercise sound reasoning and understanding in making choices about theatre.**

**Objective(s): By the end of Grade 8, the student will be able to:**

- 6-8.T.2.2.1—Describe the role of the protagonist and the antagonist in a dramatic performance.
- 6-8.T.2.2.2—Recognize the elements of conflict, climax, and theme as they relate to theatrical texts.
- 6-8.T.2.2.3—Defend one's personal preferences for the various aspects of a dramatic work.
- 6-8.T.2.2.4—Utilize drama as a study of human character and personality.
- 6-8.T.2.2.5—Identify roles of professional and amateur performers and theatre technicians in our society.
- 6-8.T.2.2.6—Explain how lighting, sets, and costumes can create meaning in a dramatic performance.
- 6-8.T.2.2.7—Compare and contrast modern drama with the theatre of earlier periods.

**Standard 3: Performance**

Students engage in the creation of original works and/or the interpretation of the works of others, culminating in a performance or presentation.

Students in grades 6-8 improvise dialogue and create characters, environments, and situations. Students describe how theatrical and technical elements create meaning in a performance. Students demonstrate basic stage movement and the physical tools for acting. Students use pantomime to tell a story.

**Goal 3.1: Utilize concepts essential to theatre.**

**Objective(s): By the end of Grade 8, the student will be able to:**

- 6-8.T.3.1.1—Improvise dialogue to tell stories and convey information at a personal level.
- 6-8.T.3.1.2—Vary movements and vocal qualities to convey an interpretation of a character.
- 6-8.T.3.1.3—Create characters, environments, and situations to convey a specific idea or mood.

**Goal 3.2: Communicate through theatre, applying artistic concepts, knowledge, and skills.**

**Objective(s): By the end of Grade 8, the student will be able to:**

- 6-8.T.3.2.1—Use pantomime to communicate an idea or tell a story.
- 6-8.T.3.2.2—Demonstrate basic stage movement.
- 6-8.T.3.2.3—Create scenery, properties, lighting, sound, costumes, and makeup for a dramatic production.

- ~~6-8.T.3.2.4— Demonstrate appropriate behavior while attending and/or participating in theatrical events.~~
- ~~6-8.T.3.2.5— Show respect for personal work and works of others.~~
- ~~6-8.T.3.2.6— Identify and describe how performance and technical elements communicate the meaning and intent of a dramatic presentation.~~
- ~~6-8.T.3.2.7— Demonstrate the use of physical tools for acting (voice, movement, facial expression, gestures).~~

**Goal 3.3: Communicate through theatre with creative expression.**

**Objective(s): By the end of Grade 8, the student will be able to:**

- ~~6-8.T.3.3.1— Build characters and portray situations through improvisation.~~
- ~~6-8.T.3.3.2— Create a dramatic work that expresses personal understanding, opinions, or beliefs.~~
- ~~6-8.T.3.3.3— Plan and direct scripted scenes.~~

**IDAHO CONTENT STANDARDS  
GRADE 9-12  
HUMANITIES: THEATRE**

~~Students are expected to know content and apply skills from previous grades.~~

**Standard 1: Historical and Cultural Contexts**

~~Students demonstrate an understanding of how people and cultures are connected across time. Humanities instruction prepares students to work and live as global citizens because of their greater understanding of their own culture and the cultures of others.~~

~~Students in grades 9-12 identify representative dramatic works from various cultures, historical periods, and theatrical styles. Students describe and compare stock characters and archetypes from various cultures. Students create and analyze the use of other art forms in dramatic performances.~~

**Goal 1.1: Examine the historical and cultural contexts of theatre.**

**Objective(s): By the end of high school, the student will be able to:**

- ~~9-12.T.1.1.1— Investigate representative dramatic works from a variety of cultures and historical periods.~~
- ~~9-12.T.1.1.2— Demonstrate an understanding of cultural and historical perspectives required by a specific script.~~
- ~~9-12.T.1.1.3— Identify historical periods and their theatrical styles.~~
- ~~9-12.T.1.1.4— Describe and compare stock characters, archetypes, and universal themes in dramas from various cultures and periods.~~
- ~~9-12.T.1.1.5— Investigate representative playwrights from a variety of cultures and historical periods.~~



~~Goal 1.2: Identify the interrelationships among the visual and performing arts disciplines.~~

~~Objective(s): By the end of high school, the student will be able to:~~

- ~~9-12.T.1.2.1—Analyze how other art forms contribute to a dramatic performance.~~
- ~~9-12.T.1.2.2—Utilize multiple art forms to communicate ideas effectively.~~

~~Standard 2: Critical Thinking~~

~~Students understand the purposes and functions of the arts. They build literacy and develop critical thinking through analysis and interpretation.~~

~~Students in grades 9–12 analyze and critique dramatic performances and written texts, using theatrical vocabulary. Students evaluate the success of a dramatic production with respect to intent and audience. Students analyze the central action of a play and discuss its cause and effect. Students compare and contrast modern drama with theatre of earlier periods.~~

~~Goal 2.1: Conduct analyses of theatre.~~

~~Objective(s): By the end of high school, the student will be able to:~~

- ~~9-12.T.2.1.1—Develop and use theatre vocabulary to critique dramatic performances or written plays.~~
- ~~9-12.T.2.1.2—Analyze the central action of the play and discuss its cause and effect.~~
- ~~9-12.T.2.1.3—Analyze how theatrical elements can create meaning in a dramatic performance.~~
- ~~9-12.T.2.1.4—Evaluate how well a dramatic text or production met its intended objectives.~~
- ~~9-12.T.2.1.5—Compare and contrast traditional theatre and contemporary trends in entertainment.~~

~~Goal 2.2: Exercise sound reasoning and understanding in making choices about theatre.~~

~~Objective(s): By the end of high school, the student will be able to:~~

- ~~9-12.T.2.2.1—Recognize the elements of conflict, climax, and theme as they relate to theatrical texts.~~
- ~~9-12.T.2.2.2—Analyze a character's actions and the consequences they create.~~
- ~~9-12.T.2.2.3—Develop and defend one's critique of a dramatic performance.~~
- ~~9-12.T.2.2.4—Utilize drama as a study of human character and personality.~~
- ~~9-12.T.2.2.5—Analyze production and performance appropriateness of a theatrical work within a given community.~~
- ~~9-12.T.2.2.6—Analyze how technical elements can create meaning in a dramatic performance.~~
- ~~9-12.T.2.2.7—Evaluate how theatrical participation is critical to global culture.~~

~~Standard 3: Performance~~

~~Students engage in the creation of original works and/or the interpretation of the works of others, culminating in a performance or presentation.~~

~~Students in grades 9–12 interpret, perform, and create scripts to convey story and meaning to an audience. Students create and sustain character through physical, emotional, and social dimensions. Students interpret and perform a script, respecting the intent of its creator. Students build characters and portray situations through improvisation.~~

~~**Goal 3.1: Utilize concepts essential to theatre.**~~

~~**Objective(s): By the end of high school, the student will be able to:**~~

- ~~9-12.T.3.1.1— Interpret and perform scripts to convey story and meaning to an audience.~~
- ~~9-12.T.3.1.2— Utilize theatrical skills in appropriate settings.~~
- ~~9-12.T.3.1.3— Research and apply physical, emotional, and social dimensions in creating character.~~

~~**Goal 3.2: Communicate through theatre, applying artistic concepts, knowledge, and skills.**~~

~~**Objective(s): By the end of high school, the student will be able to:**~~

- ~~9-12.T.3.2.1— Create imaginative scripts that convey story and meaning to an audience.~~
- ~~9-12.T.3.2.2— Interpret/perform a work respecting the intent of its creator.~~
- ~~9-12.T.3.2.3— Plan and utilize technical theatre elements to support a dramatic text.~~
- ~~9-12.T.3.2.4— Demonstrate appropriate behavior while attending and/or participating in theatrical events.~~
- ~~9-12.T.3.2.5— Show respect for personal work and works of others.~~
- ~~9-12.T.3.2.6— Demonstrate how artistic choices can affect performances and formal productions.~~
- ~~9-12.T.3.2.7— Use theatrical elements to convey mood and environment.~~
- ~~9-12.T.3.2.8— Create works that integrate processes and concepts of other art forms.~~

~~**Goal 3.3: Communicate through theatre with creative expression.**~~

~~**Objective(s): By the end of high school, the student will be able to:**~~

- ~~9-12.T.3.3.1— Develop and sustain a character that communicates with the audience.~~
- ~~9-12.T.3.3.2— Create a dramatic work that expresses personal understanding, opinions, or beliefs.~~
- ~~9-12.T.3.3.3— Organize and conduct rehearsals for production.~~

## Idaho Fine Arts Standards – Theatre K-3

**Theatre/Creating**

**#TH:Cr1.1**

**Process Component:** Envision, Conceptualize

**Anchor Standard:** Generate and conceptualize artistic ideas and work.

**Enduring Understanding:** Theatre artists rely on intuition, curiosity, and critical inquiry.

**Essential Question:** What happens when theatre artists use their imaginations and/or learned theatre skills while engaging in creative exploration and inquiry?

**Grade K**

**TH:Cr1.1.K**

a. With prompting and support, invent and inhabit an imaginary elsewhere in dramatic play or a guided drama experience (e.g., process drama, story drama, creative drama).

b. With prompting and support, use non-representational materials to create props, puppets, and costume pieces for dramatic play or a guided drama experience (e.g., process drama, story drama, creative drama).

**Grade 1**

**TH:Cr1.1.1**

a. Propose potential choices characters could make in a guided drama experience (e.g., process drama, story drama, creative drama).

b. Collaborate with peers to conceptualize costumes and props in a guided drama experience (e.g., process drama, story drama, creative drama).

c. Identify ways in which gestures and movement may be used to create or retell a story in guided drama experiences (e.g., process drama, story drama, creative drama).

**Grade 2**

**TH:Cr1.1.2**

a. Propose potential new details to plot and story in a guided drama experience (e.g., process drama, story drama, creative drama).

b. Collaborate with peers to conceptualize scenery in a guided drama experience (e.g., process drama, story drama, creative drama).

c. Identify ways in which voice and sounds may be used to create or retell a story in guided drama experiences (e.g., process drama, story drama, creative drama).

**Grade 3**

**TH:Cr1.1.3**

a. Create roles, imagined worlds, and improvised stories in a drama/theatre work.

b. Imagine and articulate ideas for costumes, props and sets for the environment and characters in a drama/theatre work.

c. Collaborate to determine how characters might move and speak to support the story and given circumstances in drama/theatre work.

**Theatre/Creating**

**#TH:Cr2.1**

**Process Component:** Develop

**Anchor Standard:** Organize and develop artistic ideas and work.

**Enduring Understanding:** Theatre artists work to discover different ways of communicating meaning

**Essential Question:** How, when, and why do theatre artists' choices change?

**Grade K**

**TH:Cr2.1.K**

a. With prompting and support, interact with peers and contribute to dramatic play or a guided drama experience (e.g., process drama, story drama, creative drama).

b. With prompting and support, express original ideas in dramatic play or a guided drama experience (e.g., creative drama, process drama, story drama).

**Grade 1**

**TH:Cr2.1.1**

a. Contribute to the development of a sequential plot in a guided drama experience (e.g., process drama, story drama, creative drama).

b. With prompting and support, participate in group decision making in a guided drama experience (e.g., process drama, story drama, creative drama).

**Grade 2**

**TH:Cr2.1.2**

a. Collaborate with peers to devise meaningful dialogue in a guided drama experience (e.g., process drama, story drama, creative drama).

b. Contribute ideas and make decisions as a group to advance a story in a guided drama experience (e.g., process drama, story drama, creative drama).

**Grade 3**

**TH:Cr2.1.3**

a. Participate in methods of investigation to devise original ideas for a drama/theatre work.

b. Compare ideas with peers and make selections that will enhance and deepen group drama/theatre work.

**Theatre/Creating**

**#TH:Cr3.1**

**Process Component: Rehearse**

**Anchor Standard:** Refine new work through play, drama processes and theatre experiences using critical analysis and experimentation.

**Enduring Understanding:** Theatre artists refine their work and practice their craft through rehearsal.

**Essential Question:** How do theatre artists transform and edit their initial ideas?

**Grade K**

**TH:Cr3.1.K**

a. With prompting and support, ask and answer questions in dramatic play or a guided drama experience (e.g., process drama, story drama, creative drama).

**Grade 1**

**TH:Cr3.1.1**

a. Contribute to the adaptation of the plot in a guided drama experience (e.g., process drama, story drama, creative drama).

b. Identify similarities and differences in sounds and movements in a guided drama experience (e.g., process drama, story drama, creative drama).

c. Collaborate to imagine multiple representations of a single object in a guided drama experience (e.g., process drama, story drama, creative drama).

**Grade 2**

**TH:Cr3.1.2**

STATE DEPARTMENT OF EDUCATION  
NOVEMBER 30, 2015

a. Contribute to the adaptation of dialogue in a guided drama experience (e.g., process drama, story drama, creative drama).

b. Use and adapt sounds and movements in a guided drama experience (e.g., process drama, story drama, creative drama).

c. Generate independently multiple representations of a single object in a guided drama experience (e.g., process drama, story drama, creative drama).

**Grade 3**

**TH:Cr3.1.3**

a. Collaborate with peers to revise, refine, and adapt ideas to fit the given parameters of a drama theatre work.

b. Participate and contribute to physical and vocal exploration in an improvised or scripted drama/theatre work.

c. Practice and refine design and technical choices to support a devised or scripted drama/theatre work.

**Theatre/Performing**

**#TH:Pr4.1**

**Process Component:** Select

**Anchor Standard:** Select, analyze, and interpret artistic work for presentation.

**Enduring Understanding:** Theatre artists make strong choices to effectively convey meaning.

**Essential Question:** Why are strong choices essential to interpreting a drama or theatre piece?

**Grade K**

**TH:Pr4.1.K**

a. With prompting and support, identify characters and setting in dramatic play or a guided drama experience (e.g., process drama, story drama, creative drama).

**Grade 1**

**TH:Pr4.1.1**

a. Describe a story's character actions and dialogue in a guided drama experience (e.g., process drama, story drama, creative drama).

b. Use body, face, gestures, and voice to communicate character traits and emotions in a guided drama experience (e.g., process drama, story drama, creative drama).

**Grade 2**

**TH:Pr4.1.2**

a. Interpret story elements in a guided drama experience (e.g., process drama, story drama, creative drama).

b. Alter voice and body to expand and articulate nuances of a character in a guided drama experience (e.g., process drama, story drama, creative drama).

**Grade 3**

**TH:Pr4.1.3**

a. Apply the elements of dramatic structure to a story and create a drama/theatre work.

b. Investigate how movement and voice are incorporated into drama/theatre work.

**Theatre/Performing**

**#TH:Pr5.1**

**Process Component:** Prepare

**Anchor Standard:** Develop and refine artistic techniques and work for presentation.

**Enduring Understanding:** Theatre artists develop personal processes and skills for a performance or design.

**Essential Question:** What can I do to fully prepare a performance or technical design?

**Theatre/Performing**

**#TH:Pr6.1**

**Process Component:** Share, Present

**Anchor Standard:** Convey meaning through the presentation of artistic work.

**Enduring Understanding:** Theatre artists share and present stories, ideas, and envisioned worlds to explore the human experience.

**Essential Question:** What happens when theatre artists and audiences share a creative experience?

**Grade K**

**TH:Pr6.1.K**

a. With prompting and support, use voice and sound in dramatic play or a guided drama experience (e.g., process drama, story drama, creative drama).

**Grade 1**

**TH:Pr6.1.1**

a. With prompting and support, use movement and gestures to communicate emotions in a guided drama experience (e.g., process drama, story drama, creative drama).

**Grade 2**

**TH:Pr6.1.2**

a. Contribute to group guided drama experiences (e.g., process drama, story drama, creative drama) and informally share with peers.

**Grade 3**

**TH:Pr6.1.3**

a. Practice drama/theatre work and share reflections individually and in small groups.

**Theatre/Responding**

**#TH:Re7.1**

**Process Component:** Reflect

**Anchor Standard:** Perceive and analyze artistic work.

**Enduring Understanding:** Theatre artists reflect to understand the impact of drama processes and theatre experiences.

**Essential Question:** How do theatre artists comprehend the essence of drama processes and theatre experiences?

**Grade K**

**TH:Re7.1.K**

a. With prompting and support, express an emotional response to characters in dramatic play or a guided drama experience (e.g., process drama, story drama, creative drama).

**Grade 1**

**TH:Re7.1.1**

a. Recall choices made in a guided drama experience (e.g., process drama, story drama, creative drama).

**Grade 2**

**TH:Re7.1.2**

a. Recognize when artistic choices are made in a guided drama experience (e.g., process drama, story drama, creative drama).

**Grade 3**

**TH:Re7.1.3**

a. Understand why artistic choices are made in a drama/theatre work.

**Theatre/Responding**

**#TH:Re8.1**

**Process Component:** Interpret

**Anchor Standard:** Interpret intent and meaning in artistic work.

**Enduring Understanding:** Theatre artists' interpretations of drama/theatre work are influenced by personal experiences and aesthetics.

**Essential Question:** How can the same work of art communicate different messages to different people?

**Grade K**

**TH:Re8.1.K**

a. With prompting and support, identify preferences in dramatic play, a guided drama experience (e.g., process drama, story drama, creative drama), or age-appropriate theatre performance.

b. With prompting and support, name and describe settings in dramatic play or a guided drama experience (e.g., process drama, story drama, creative drama).

**Grade 1**

**TH:Re8.1.1**

a. Explain preferences and emotions in a guided drama experience (e.g., process drama, story drama, creative drama), or age-appropriate theatre performance.

b. Identify causes of character actions in a guided drama experience (e.g., process drama, story drama, or creative drama).

c. Explain or use text and pictures to describe how personal emotions and choices compare to the emotions and choices of characters in a guided drama experience (e.g., process drama, story drama, creative drama).

**Grade 2**

**TH:Re8.1.2**

a. Explain how personal preferences and emotions affect an observer's response in a guided drama experience (e.g., process drama, story drama, creative drama), or age-appropriate theatre performance.

b. Identify causes and consequences of character actions in a guided drama experience (e.g., process drama, story drama, or creative drama).

c. Explain or use text and pictures to describe how others' emotions and choices may compare to the emotions and choices of characters in a guided drama experience (e.g., process drama, story drama, creative drama).

**Grade 3**

**TH:Re8.1.3**

- a. Consider multiple personal experiences when participating in or observing a drama/theatre work.
- b. Consider multiple ways to develop a character using physical characteristics and prop or costume design choices that reflect cultural perspectives in drama/theatre work.
- c. Examine how connections are made between oneself and a character's emotions in drama/theatre work.

**Theatre/Responding**

**#TH:Re9.1**

**Process Component:** Evaluate

**Anchor Standard:** Apply criteria to evaluate artistic work.

**Enduring Understanding:** Theatre artists apply criteria to investigate, explore, and assess drama and theatre work.

**Essential Question:** How are the theatre artist's processes and the audience's perspectives impacted by analysis and synthesis?

**Grade K**

**TH:Re9.1.K**

a. With prompting and support, actively engage with others in dramatic play or a guided drama experience (e.g., process drama, story drama, creative drama).

**Grade 1**

**TH:Re9.1.1**

a. Build on others' ideas in a guided drama experience (e.g., process drama, story drama, creative drama).

b. Identify props and costumes that might be used in a guided drama experience (e.g., process drama, story drama, creative drama).

c. Compare and contrast the experiences of characters in a guided drama experience (e.g., process drama, story drama, creative drama).

**Grade 2**

**TH:Re9.1.2**

a. Collaborate on a scene in a guided drama experience (e.g., process drama, story drama, creative drama).

b. Use a prop or costume in a guided drama experience (e.g., process drama, story drama, creative drama) to describe characters, settings, or events.

c. Describe how characters respond to challenges in a guided drama experience (e.g., process drama, story drama, creative drama).

**Grade 3**

**TH:Re9.1.3**

a. Understand how and why groups evaluate drama/theatre work.

b. Consider and analyze technical elements from multiple drama/theatre works.



c. Evaluate and analyze problems and situations in a drama/theatre work from an audience perspective.

**Theatre/Connecting**

**#TH:Cn10.1**

**Process Component:** Empathize

**Anchor Standard:** Synthesize and relate knowledge and personal experiences to make art.

**Enduring Understanding:** Theatre artists allow awareness of interrelationships between self and others to influence and inform their work.

**Essential Question:** What happens when theatre artists foster understanding between self and others through critical awareness, social responsibility, and the exploration of empathy?

**Grade K**

**TH:Cn10.1.K**

a. With prompting and support, identify similarities between characters and oneself in dramatic play or a guided drama experience (e.g., process drama, story drama, creative drama).

**Grade 1**

**TH:Cn10.1.1**

a. Identify character emotions in a guided drama experience (e.g., process drama, story drama, creative drama) and relate it to personal experience.

**Grade 2**

**TH:Cn10.1.2**

a. Relate character experiences to personal experiences in a guided drama experience (e.g., process drama, story drama, creative drama).

**Grade 3**

**TH:Cn10.1.3**

a. Use personal experiences and knowledge to make connections to community and culture in a drama/theatre work.

**Theatre/Connecting**

**#TH:Cn11.1**

**Process Component:** Interrelate

**Anchor Standard:** Relate artistic ideas and works with societal, cultural, and historical context to deepen understanding.

**Enduring Understanding:** Theatre artists understand and can communicate their creative process as they analyze the way the world may be understood.

**Essential Question:** What happens when theatre artists allow an understanding of themselves and the world to inform perceptions about theatre and the purpose of their work?

**Grade K**

**TH:Cn11.1.K**

a. With prompting and support, identify skills and knowledge from other areas in dramatic play or a guided drama experience (e.g., process drama, story drama, creative drama).

**Grade 1**

**TH:Cn11.1.1**

a. Apply skills and knowledge from different art forms and content areas in a guided drama experience (e.g., process drama, story drama, creative drama).

**Grade 2**

**TH:Cn11.1.2**

a. Determine appropriate skills and knowledge from different art forms and content areas to apply in a guided drama experience (e.g., process drama, story drama, creative drama).

**Grade 3**

**TH:Cn11.1.3**

a. Identify connections to community, social issues and other content areas in drama/theatre work.

**Theatre/Connecting**

**#TH:Cn11.2**

**Process Component:** Research

**Anchor Standard:** Relate artistic ideas and works with societal, cultural, and historical context to deepen understanding.

**Enduring Understanding:** Theatre artists critically inquire into the ways others have thought about and created drama processes and productions to inform their own work.

**Essential Question:** In what ways can research into theatre histories, theories, literature, and performances alter the way a drama process or production is understood?

**Grade K**

**TH:Cn11.2.K**

a. With prompting and support, identify stories that are different from one another in dramatic play or a guided drama experience (e.g., process drama, story drama, creative drama).

b. With prompting and support, tell a short story in dramatic play or a guided drama experience (e.g., process drama, story drama, creative drama).

**Grade 1**

**TH:Cn11.2.1**

a. Identify similarities and differences in stories from one's own community in a guided drama experience (e.g., process drama, story drama, creative drama).

b. Collaborate on the creation of a short scene based on a fictional literary source in a guided drama experience (e.g., process drama, story drama, creative drama).

**Grade 2**

**TH:Cn11.2.2**

a. Identify similarities and differences in stories from multiple cultures in a guided drama experience (e.g., process drama, story drama, creative drama).

b. Collaborate on the creation of a short scene based on a non-fiction literary source in a guided drama experience (e.g., process drama, story drama, creative drama).

**Grade 3**

**TH:Cn11.2.3**

a. Explore how stories are adapted from literature to drama/theatre work.

b. Examine how artists have historically presented the same stories using different art forms, genres, or drama/theatre conventions.

## Idaho Fine Arts Standards – Theatre 4-5

### Theatre/Creating

#### #TH:Cr1.1

Process Component: Envision, Conceptualize

Anchor Standard: Generate and conceptualize artistic ideas and work.

Enduring Understanding: Theatre artists rely on intuition, curiosity, and critical inquiry.

Essential Question: What happens when theatre artists use their imaginations and/or learned theatre skills while engaging in creative exploration and inquiry?

#### Grade 4

##### TH:Cr1.1.4

a. Articulate the visual details of imagined worlds, and improvised stories that support the given circumstances in a drama/theatre work.

b. Visualize and design technical elements that support the story and given circumstances in a drama/theatre work.

c. Imagine how a character might move to support the story and given circumstances in a drama/theatre work.

#### Grade 5

##### TH:Cr1.1.5

a. Identify physical qualities that might reveal a character's inner traits in the imagined world of a drama/theatre work.

b. Propose design ideas that support the story and given circumstances in a drama/theatre work.

c. Imagine how a character's inner thoughts impact the story and given circumstances in a drama/ theatre work

### Theatre/Creating

#### #TH:Cr2.1

Process Component: Develop

Anchor Standard: Organize and develop artistic ideas and work.

Enduring Understanding: Theatre artists work to discover different ways of communicating meaning

Essential Question: How, when, and why do theatre artists' choices change?

#### Grade 4

##### TH:Cr2.1.4

a. Collaborate to devise original ideas for a drama/theatre work by asking questions about characters and plots.

b. Make and discuss group decisions and identify responsibilities required to present a drama/theatre work to peers.

#### Grade 5

##### TH:Cr2.1.5

a. Devise original ideas for a drama/theatre work that reflect collective inquiry about characters and their given circumstances.

b. Participate in defined responsibilities required to present a drama/theatre work informally to an audience.

**Theatre/Creating**

**#TH:Cr3.1**

**Process Component: Rehearse**

**Anchor Standard: Refine new work through play, drama processes and theatre experiences using critical analysis and experimentation.**

**Enduring Understanding: Theatre artists refine their work and practice their craft through rehearsal.**

**Essential Question: How do theatre artists transform and edit their initial ideas?**

**Grade 4**

**TH:Cr3.1.4**

a. Revise and improve an improvised or scripted drama/theatre work through repetition and collaborative review.

b. Develop physical and vocal exercise techniques for an improvised or scripted drama/theatre work.

c. Collaborate on solutions to design and technical problems that arise in rehearsal for a drama/theatre work.

**Grade 5**

**TH:Cr3.1.5**

a. Revise and improve an improvised or scripted drama/theatre work through repetition and self-review.

b. Use physical and vocal exploration for character development in an improvised or scripted drama/theatre work.

c. Create innovative solutions to design and technical problems that arise in rehearsal for a drama/theatre work.

**Theatre/Performing**

**#TH:Pr4.1**

**Process Component: Select**

**Anchor Standard: Select, analyze, and interpret artistic work for presentation.**

**Enduring Understanding: Theatre artists make strong choices to effectively convey meaning.**

**Essential Question: Why are strong choices essential to interpreting a drama or theatre piece?**

**Grade 4**

**TH:Pr4.1.4**

a. Modify the dialogue and action to change the story in a drama/theatre work.

b. Make physical choices to develop a character in a drama/theatre work.

**Grade 5**

**TH:Pr4.1.5**

a. Describe the underlying thoughts and emotions that create dialogue and action in a drama/theatre work.

b. Use physical choices to create meaning in a drama/theatre work.

**Theatre/Performing**

**#TH:Pr5.1**

**Process Component: Prepare**

**Anchor Standard: Develop and refine artistic techniques and work for presentation.**

**Enduring Understanding: Theatre artists develop personal processes and skills for a performance or design.**

**Essential Question: What can I do to fully prepare a performance or technical design?**

**Grade 4**

**TH:Pr5.1.4**

a. Practice selected exercises that can be used in a group setting for drama/theatre work.

b. Propose the use of technical elements in a drama/theatre work.

**Grade 5**

**TH:Pr5.1.5**

a. Choose acting exercises that can be applied to a drama/theatre work.

b. Demonstrate the use of technical elements in a drama/theatre work.

**Theatre/Performing**

**#TH:Pr6.1**

**Process Component: Share, Present**

**Anchor Standard: Convey meaning through the presentation of artistic work.**

**Enduring Understanding: Theatre artists share and present stories, ideas, and envisioned worlds to explore the human experience.**

**Essential Question: What happens when theatre artists and audiences share a creative experience?**

**Grade 4**

**TH:Pr6.1.4**

a. Share small-group drama/theatre work, with peers as audience.

**Grade 5**

**TH:Pr6.1.5**

a. Present drama/theatre work informally to an audience.

**Theatre/Responding**

**#TH:Re7.1**

**Process Component: Reflect**

**Anchor Standard: Perceive and analyze artistic work.**

**Enduring Understanding: Theatre artists reflect to understand the impact of drama processes and theatre experiences.**

**Essential Question: How do theatre artists comprehend the essence of drama processes and theatre experiences?**

**Grade 4**

**TH:Re7.1.4**

a. Identify artistic choices made in a drama/theatre work through participation and observation.

**Grade 5**

**TH:Re7.1.5**

a. Explain personal reactions to artistic choices made in a drama/theatre work through participation and observation.

**Theatre/Responding**

**#TH:Re8.1**

**Process Component: Interpret**

**Anchor Standard: Interpret intent and meaning in artistic work.**

**Enduring Understanding: Theatre artists' interpretations of drama/theatre work are influenced by personal experiences and aesthetics.**

**Essential Question: How can the same work of art communicate different messages to different people?**

**Grade 4**

**TH:Re8.1.4**

a. Compare and contrast multiple personal experiences when participating in or observing a drama/theatre work.

b. Compare and contrast the qualities of characters in a drama/theatre work through physical characteristics and prop or costume design choices that reflect cultural perspectives.

c. Identify and discuss physiological changes connected to emotions in drama/ theatre work.

**Grade 5**

**TH:Re8.1.5**

a. Justify responses based on personal experiences when participating in or observing a drama/theatre work.

b. Explain responses to characters based on cultural perspectives when participating in or observing drama/theatre work.

c. Investigate the effects of emotions on posture, gesture, breathing, and vocal intonation in a drama/theatre work.

**Theatre/Responding**

**#TH:Re9.1**

**Process Component: Evaluate**

**Anchor Standard: Apply criteria to evaluate artistic work.**

**Enduring Understanding: Theatre artists apply criteria to investigate, explore, and assess drama and theatre work.**

**Essential Question: How are the theatre artist's processes and the audience's perspectives impacted by analysis and synthesis?**

**Grade 4**

**TH:Re9.1.4**

a. Propose a plan to evaluate drama/theatre work.

b. Investigate how technical elements may support a theme or idea in a drama/theatre work.

c. Observe how a character's choices impact an audience's perspective in a drama/theatre work.

**Grade 5**

**TH:Re9.1.5**

- a. Develop and implement a plan to evaluate drama/theatre work.
  
- b. Assess how technical elements represent the theme of a drama/theatre work.
  
- c. Recognize how a character's circumstances impact an audience's perspective in a drama/theatre work.

**Theatre/Connecting**

**#TH:Cn10.1**

**Process Component:** Empathize

**Anchor Standard:** Synthesize and relate knowledge and personal experiences to make art.

**Enduring Understanding:** Theatre artists allow awareness of interrelationships between self and others to influence and inform their work.

**Essential Question:** What happens when theatre artists foster understanding between self and others through critical awareness, social responsibility, and the exploration of empathy?

**Grade 4**

**TH:Cn10.1.4**

- a. Identify the ways drama/theatre work reflects the perspectives of a community or culture.

**Grade 5**

**TH:Cn10.1.5**

- a. Explain how drama/theatre connects oneself to a community or culture.

**Theatre/Connecting**

**#TH:Cn11.1**

**Process Component:** Interrelate

**Anchor Standard:** Relate artistic ideas and works with societal, cultural, and historical context to deepen understanding.

**Enduring Understanding:** Theatre artists understand and can communicate their creative process as they analyze the way the world may be understood.

**Essential Question:** What happens when theatre artists allow an understanding of themselves and the world to inform perceptions about theatre and the purpose of their work?

**Grade 4**

**TH:Cn11.1.4**

- a. Respond to community and social issues and incorporate other content areas in drama/theatre work.

**Grade 5**

**TH:Cn11.1.5**

- a. Investigate historical, global and social issues expressed in drama/theatre work.

**Theatre/Connecting**

**#TH:Cn11.2**

**Process Component:** Research

**Anchor Standard:** Relate artistic ideas and works with societal, cultural, and historical context to deepen understanding.

**Enduring Understanding:** Theatre artists critically inquire into the ways others have thought about and created drama processes and productions to inform their own work.

**Essential Question:** In what ways can research into theatre histories, theories, literature, and performances alter the way a drama process or production is understood?

**Grade 4**

**TH:Cn11.2.4**

a. Investigate cross-cultural approaches to storytelling in drama/theatre work.

b. Compare the drama/theatre conventions of a given time period with those of the present.

**Grade 5**

**TH:Cn11.2.5**

a. Analyze commonalities and differences between stories set in different cultures in preparation for a drama/theatre work.

b. Identify historical sources that explain drama/theatre terminology and conventions.

## Idaho Fine Arts Standards – Theatre 6-8

### **Theatre/Creating**

#### **#TH:Cr1.1**

**Process Component:** Envision, Conceptualize

**Anchor Standard:** Generate and conceptualize artistic ideas and work.

**Enduring Understanding:** Theatre artists rely on intuition, curiosity, and critical inquiry.

**Essential Question:** What happens when theatre artists use their imaginations and/or learned theatre skills while engaging in creative exploration and inquiry?

**Grade 6**

**TH:Cr1.1.6**

a. Identify possible solutions to staging challenges in a drama/theatre work.

b. Identify solutions to design challenges in a drama/theatre work.

c. Explore a scripted or improvised character by imagining the given circumstances in a drama/theatre work.

**Grade 7**

**TH:Cr1.1.7**

a. Investigate multiple perspectives and solutions to staging challenges in a drama/theatre work.

b. Explain and present solutions to design challenges in a drama/ theatre work.

c. Envision and describe a scripted or improvised character’s inner thoughts and objectives in a drama/theatre work.

**Grade 8**

**TH:Cr1.1.8**

a. Imagine and explore multiple perspectives and solutions to staging problems in a drama/ theatre work.



b. Imagine and explore solutions to design challenges of a performance space in a drama/theatre work.

c. Develop a scripted or improvised character by articulating the character's inner thoughts, objectives, and motivations in a drama/theatre work.

**Theatre/Creating**

**#TH:Cr2.1**

**Process Component: Develop**

**Anchor Standard: Organize and develop artistic ideas and work.**

**Enduring Understanding: Theatre artists work to discover different ways of communicating meaning**

**Essential Question: How, when, and why do theatre artists' choices change?**

**Grade 6**

**TH:Cr2.1.6**

a. Use critical analysis to improve, refine, and evolve original ideas and artistic choices in a devised or scripted drama/theatre work.

b. Contribute ideas and accept and incorporate the ideas of others in preparing or devising drama/theatre work.

**Grade 7**

**TH:Cr2.1.7**

a. Examine and justify original ideas and artistic choices in a drama/theatre work based on critical analysis, background knowledge, and historical and cultural context.

b. Demonstrate mutual respect for self and others and their roles in preparing or devising drama/theatre work.

**Grade 8**

**TH:Cr2.1.8**

a. Articulate and apply critical analysis, background knowledge, research, and historical and cultural context to the development of original ideas for a drama/theatre work.

b. Share leadership and responsibilities to develop collaborative goals when preparing or devising drama/theatre work.

**Theatre/Creating**

**#TH:Cr3.1**

**Process Component: Rehearse**

**Anchor Standard: Refine new work through play, drama processes and theatre experiences using critical analysis and experimentation.**

**Enduring Understanding: Theatre artists refine their work and practice their craft through rehearsal.**

**Essential Question: How do theatre artists transform and edit their initial ideas?**

**Grade 6**

**TH:Cr3.1.6**

a. Articulate and examine choices to refine a devised or scripted drama/theatre work.

b. Identify effective physical and vocal traits of characters in an improvised or scripted drama/theatre work.

c. Explore a planned technical design during the rehearsal process for a devised or scripted drama/theatre work.

STATE DEPARTMENT OF EDUCATION  
NOVEMBER 30, 2015

**Grade 7**

**TH:Cr3.1.7**

a. Demonstrate focus and concentration in the rehearsal process to analyze and refine choices in a devised or scripted drama/theatre work.

b. Develop effective physical and vocal traits of characters in an improvised or scripted drama/theatre work

c. Consider multiple planned technical design elements during the rehearsal process for a devised or scripted drama/theatre work.

**Grade 8**

**TH:Cr3.1.8**

a. Use repetition and analysis in order to revise devised or scripted drama/theatre work.

b. Refine effective physical, vocal, and physiological traits of characters in an improvised or scripted drama/ theatre work.

c. Implement and refine a planned technical design using simple technology during the rehearsal process for devised or scripted drama/ theatre work.

**Theatre/Performing**

**#TH:Pr4.1**

**Process Component:** Select

**Anchor Standard:** Select, analyze, and interpret artistic work for presentation.

**Enduring Understanding:** Theatre artists make strong choices to effectively convey meaning.

**Essential Question:** Why are strong choices essential to interpreting a drama or theatre piece?

**Grade 6**

**TH:Pr4.1.6**

a. Identify the essential events in a story or script that make up the dramatic structure in a drama/theatre work.

b. Experiment with various physical choices to communicate character in a drama/theatre work.

**Grade 7**

**TH:Pr4.1.7**

a. Consider various staging choices to enhance the story in a drama/theatre work.

b. Use various character objectives in a drama/theatre work.

**Grade 8**

**TH:Pr4.1.8**

a. Explore different pacing to better communicate the story in a drama/theatre work.

b. Use various character objectives and tactics in a drama/theatre work to overcome an obstacle.

**Theatre/Performing**

**#TH:Pr5.1**

**Process Component:** Prepare

**Anchor Standard:** Develop and refine artistic techniques and work for presentation.

**Enduring Understanding:** Theatre artists develop personal processes and skills for a performance or design.

Essential Question: What can I do to fully prepare a performance or technical design?

Grade 6

TH:Pr5.1.6

a. Recognize how acting exercises and techniques can be applied to a drama/theatre work.

b. Articulate how technical elements are integrated into a drama/ theatre work.

Grade 7

TH:Pr5.1.7

a. Participate in a variety of acting exercises and techniques that can be applied in a rehearsal or drama/theatre performance.

b. Choose a variety of technical elements that can be applied to a design in a drama/theatre work.

Grade 8

TH:Pr5.1.8

a. Use a variety of acting techniques to increase skills in a rehearsal or drama/theatre performance.

b. Use a variety of technical elements to create a design for a rehearsal or drama/theatre production.

Theatre/Performing

#TH:Pr6.1

Process Component: Share, Present

Anchor Standard: Convey meaning through the presentation of artistic work.

Enduring Understanding: Theatre artists share and present stories, ideas, and envisioned worlds to explore the human experience.

Essential Question: What happens when theatre artists and audiences share a creative experience?

Grade 6

TH:Pr6.1.6

a. Adapt a drama/theatre work and present it informally for an audience.

Grade 7

TH:Pr6.1.7

a. Participate in rehearsals for a drama/theatre work that will be shared with an audience.

Grade 8

TH:Pr6.1.8

a. Perform a rehearsed drama/theatre work for an audience.

Theatre/Responding

#TH:Re7.1

Process Component: Reflect

Anchor Standard: Perceive and analyze artistic work.

Enduring Understanding: Theatre artists reflect to understand the impact of drama processes and theatre experiences.

Essential Question: How do theatre artists comprehend the essence of drama processes and theatre experiences?

Grade 6

TH:Re7.1.6

a. Describe and record personal reactions to artistic choices in a drama/theatre work.

Grade 7

STATE DEPARTMENT OF EDUCATION  
NOVEMBER 30, 2015

TH:Re7.1.7

a. Compare recorded personal and peer reactions to artistic choices in a drama/ theatre work.

Grade 8

TH:Re7.1.8

a. Apply criteria to the evaluation of artistic choices in a drama/theatre work.

**Theatre/Responding**

**#TH:Re8.1**

**Process Component:** Interpret

**Anchor Standard:** Interpret intent and meaning in artistic work.

**Enduring Understanding:** Theatre artists' interpretations of drama/theatre work are influenced by personal experiences and aesthetics.

**Essential Question:** How can the same work of art communicate different messages to different people?

Grade 6

TH:Re8.1.6

a. Explain how artists make choices based on personal experience in a drama/theatre work.

b. Identify cultural perspectives that may influence the evaluation of a drama/theatre work.

c. Identify personal aesthetics, preferences, and beliefs through participation in or observation of drama/ theatre work.

Grade 7

TH:Re8.1.7

a. Identify the artistic choices made based on personal experience in a drama/theatre work.

b. Describe how cultural perspectives can influence the evaluation of drama/theatre work.

c. Interpret how the use of personal aesthetics, preferences, and beliefs can be used to discuss drama/theatre work.

Grade 8

TH:Re8.1.8

a. Recognize and share artistic choices when participating in or observing a drama/theatre work.

b. Analyze how cultural perspectives influence the evaluation of a drama/theatre work.

c. Apply personal aesthetics, preferences, and beliefs to evaluate a drama/theatre work.

**Theatre/Responding**

**#TH:Re9.1**

**Process Component:** Evaluate

**Anchor Standard:** Apply criteria to evaluate artistic work.

**Enduring Understanding:** Theatre artists apply criteria to investigate, explore, and assess drama and theatre work.

**Essential Question:** How are the theatre artist's processes and the audience's perspectives impacted by analysis and synthesis?

Grade 6

TH:Re9.1.6

a. Use supporting evidence and criteria to evaluate

b. Apply the production elements used in a drama/theatre work to assess aesthetic choices.

c. Identify a specific audience or purpose for a drama/theatre work.

**Grade 7**

**TH:Re9.1.7**

a. Explain preferences, using supporting evidence and criteria to evaluate drama/theatre work.

b. Consider the aesthetics of the production elements in a drama/theatre work.

c. Identify how the intended purpose of a drama/theatre work appeals to a specific audience.

**Grade 8**

**TH:Re9.1.8**

a. Respond to a drama/ theatre work using supporting evidence, personal aesthetics, and artistic criteria.

b. Apply the production elements used in a drama/theatre work to assess aesthetic choices.

c. Assess the impact of a drama/theatre work on a specific audience.

**Theatre/Connecting**

**#TH:Cn10.1**

**Process Component:** Empathize

**Anchor Standard:** Synthesize and relate knowledge and personal experiences to make art.

**Enduring Understanding:** Theatre artists allow awareness of interrelationships between self and others to influence and inform their work.

**Essential Question:** What happens when theatre artists foster understanding between self and others through critical awareness, social responsibility, and the exploration of empathy?

**Grade 6**

**TH:Cn10.1.6**

a. Explain how the actions and motivations of characters in a drama/theatre work impact perspectives of a community or culture.

**Grade 7**

**TH:Cn10.1.7**

a. Incorporate multiple perspectives and diverse community ideas in a drama/theatre work.

**Grade 8**

**TH:Cn10.1.8**

a. Examine a community issue through multiple perspectives in a drama/theatre work.

**Theatre/Connecting**

**#TH:Cn11.1**

**Process Component:** Interrelate

**Anchor Standard:** Relate artistic ideas and works with societal, cultural, and historical context to deepen understanding.

**Enduring Understanding:** Theatre artists understand and can communicate their creative process as they analyze the way the world may be understood.

**Essential Question:** What happens when theatre artists allow an understanding of themselves and the world to inform perceptions about theatre and the purpose of their work?

**Grade 6**

**TH:Cn11.1.6**

a. Identify universal themes or common social issues and express them through a drama/theatre work.

STATE DEPARTMENT OF EDUCATION  
NOVEMBER 30, 2015

**Grade 7**

**TH:Cn11.1.7**

a. Incorporate music, dance, art, and/or media to strengthen the meaning and conflict in a drama/theatre work with a particular cultural, global, or historic context.

**Grade 8**

**TH:Cn11.1.8**

a. Use different forms of drama/theatre work to examine contemporary social, cultural, or global issues.

**Theatre/Connecting**

**#TH:Cn11.2**

**Process Component: Research**

**Anchor Standard: Relate artistic ideas and works with societal, cultural, and historical context to deepen understanding.**

**Enduring Understanding: Theatre artists critically inquire into the ways others have thought about and created drama processes and productions to inform their own work.**

**Essential Question: In what ways can research into theatre histories, theories, literature, and performances alter the way a drama process or production is understood?**

**Grade 6**

**TH:Cn11.2.6**

a. Research and analyze two different versions of the same drama/theatre story to determine differences and similarities in the visual and aural world of each story.

b. Investigate the time period and place of a drama/theatre work to better understand performance and design choices.

**Grade 7**

**TH:Cn11.2.7**

a. Research and discuss how a playwright might have intended a drama/theatre work to be produced.

b. Examine artifacts from a time period and geographic location to better understand performance and design choices in a drama/theatre work.

**Grade 8**

**TH:Cn11.2.8**

a. Research the story elements of a staged drama/theatre work and compare them to another production of the same work.

b. Identify and use artifacts from a time period and place to develop performance and design choices in a drama/theatre work.

## Idaho Fine Arts Standards – Theatre, High School

### Theatre/Creating

#### #TH:Cr1.1

Process Component: Envision, Conceptualize

Anchor Standard: Generate and conceptualize artistic ideas and work.

Enduring Understanding: Theatre artists rely on intuition, curiosity, and critical inquiry.

Essential Question: What happens when theatre artists use their imaginations and/or learned theatre skills while engaging in creative exploration and inquiry?

#### Grade Hs proficient

##### TH:Cr1.1.HSI

a. Apply basic research to construct ideas about the visual composition of a drama/theatre work.

b. Explore the impact of technology on design choices in a drama/theatre work.

c. Use script analysis to generate ideas about a character that is believable and authentic in a drama/theatre work.

#### Grade Hs accomplished

##### TH:Cr1.1.HSII

a. Investigate historical and cultural conventions and their impact on the visual composition of a drama/theatre work.

b. Understand and apply technology to design solutions for a drama/theatre work.

c. Use personal experiences and knowledge to develop a character that is believable and authentic in a drama/theatre work.

#### Grade Hs advanced

##### TH:Cr1.1.HSIII

a. Synthesize knowledge from a variety of dramatic forms, theatrical conventions, and technologies to create the visual composition of a drama/ theatre work.

b. Create a complete design for a drama/theatre work that incorporates all elements of technology.

c. Integrate cultural and historical contexts with personal experiences to create a character that is believable and authentic, in a drama/theatre work.

### Theatre/Creating

#### #TH:Cr2.1

Process Component: Develop

Anchor Standard: Organize and develop artistic ideas and work.

Enduring Understanding: Theatre artists work to discover different ways of communicating meaning

Essential Question: How, when, and why do theatre artists' choices change?

#### Grade Hs proficient

##### TH:Cr2.1.HSI

a. Explore the function of history and culture in the development of a dramatic concept through a critical analysis of original ideas in a drama/theatre work.

b. Investigate the collaborative nature of the actor, director, playwright, and designers and explore their interdependent roles in a drama/theatre work.

**Grade Hs accomplished**

**TH:Cr2.1.HSII**

a. Refine a dramatic concept to demonstrate a critical understanding of historical and cultural influences of original ideas applied to a drama/theatre work.

b. Cooperate as a creative team to make interpretive choices for a drama/theatre work.

**Grade Hs advanced**

**TH:Cr2.1.HSIII**

a. Develop and synthesize original ideas in a drama/theatre work utilizing critical analysis, historical and cultural context, research, and western or non-western theatre traditions.

b. Collaborate as a creative team to discover artistic solutions and make interpretive choices in a devised or scripted drama/theatre work.

**Theatre/Creating**

**#TH:Cr3.1**

**Process Component:** Rehearse

**Anchor Standard:** Refine new work through play, drama processes and theatre experiences using critical analysis and experimentation.

**Enduring Understanding:** Theatre artists refine their work and practice their craft through rehearsal.

**Essential Question:** How do theatre artists transform and edit their initial ideas?

**Grade Hs proficient**

**TH:Cr3.1.HSI**

a. Practice and revise a devised or scripted drama/theatre work using theatrical staging conventions.

b. Explore physical, vocal and physiological choices to develop a performance that is believable, authentic, and relevant to a drama/theatre work.

c. Refine technical design choices to support the story and emotional impact of a devised or scripted drama/ theatre work.

**Grade Hs accomplished**

**TH:Cr3.1.HSII**

a. Use the rehearsal process to analyze the dramatic concept and technical design elements of a devised or scripted drama/theatre work.

b. Use research and script analysis to revise physical, vocal, and physiological choices impacting the believability and relevance of a drama/ theatre work.

c. Re-imagine and revise technical design choices during the course of a rehearsal process to enhance the story and emotional impact of a devised or scripted drama/theatre work.

**Grade Hs advanced**

**TH:Cr3.1.HSIII**



STATE DEPARTMENT OF EDUCATION  
NOVEMBER 30, 2015

- a. Refine, transform, and re-imagine a devised or scripted drama/theatre work using the rehearsal process to invent or re-imagine style, genre, form, and conventions.
- b. Synthesize ideas from research, script analysis, and context to create a performance that is believable, authentic, and relevant in a drama/theatre work.
- c. Apply a high level of technical proficiencies to the rehearsal process to support the story and emotional impact of a devised or scripted drama/theatre work.

**Theatre/Performing**

**#TH:Pr4.1**

**Process Component:** Select

**Anchor Standard:** Select, analyze, and interpret artistic work for presentation.

**Enduring Understanding:** Theatre artists make strong choices to effectively convey meaning.

**Essential Question:** Why are strong choices essential to interpreting a drama or theatre piece?

**Grade Hs proficient**

**TH:Pr4.1.HSI**

- a. Examine how character relationships assist in telling the story of a drama/theatre work.
- b. Shape character choices using given circumstances in a drama/theatre work.

**Grade Hs accomplished**

**TH:Pr4.1.HSII**

- a. Discover how unique choices shape believable and sustainable drama/ theatre work.
- b. Identify essential text information, research from various sources, and the director's concept that influence character choices in a drama/theatre work.

**Grade Hs advanced**

**TH:Pr4.1.HSIII**

- a. Apply reliable research of directors' styles to form unique choices for a directorial concept in a drama/theatre work.
- b. Apply a variety of researched acting techniques as an approach to character choices in a drama/theatre work.

**Theatre/Performing**

**#TH:Pr5.1**

**Process Component:** Prepare

**Anchor Standard:** Develop and refine artistic techniques and work for presentation.

**Enduring Understanding:** Theatre artists develop personal processes and skills for a performance or design.

**Essential Question:** What can I do to fully prepare a performance or technical design?

**Grade Hs proficient**

**TH:Pr5.1.HSI**

- a. Practice various acting techniques to expand skills in a rehearsal or drama/theatre performance.
- b. Use researched technical elements to increase the impact of design for a drama/theatre production.

**Grade Hs accomplished**

**TH:Pr5.1.HSII**

a. Refine a range of acting skills to build a believable and sustainable drama/theatre performance.

b. Apply technical elements and research to create a design that communicates the concept of a drama/theatre production.

**Grade Hs advanced**

**TH:Pr5.1.HSIII**

a. Use and justify a collection of acting exercises from reliable resources to prepare a believable and sustainable performance.

b. Explain and justify the selection of technical elements used to build a design that communicates the concept of a drama/theatre production.

**Theatre/Performing**

**#TH:Pr6.1**

**Process Component:** Share, Present

**Anchor Standard:** Convey meaning through the presentation of artistic work.

**Enduring Understanding:** Theatre artists share and present stories, ideas, and envisioned worlds to explore the human experience.

**Essential Question:** What happens when theatre artists and audiences share a creative experience?

**Grade Hs proficient**

**TH:Pr6.1.HSI**

a. Perform a scripted drama/theatre work for a specific audience.

**Grade Hs accomplished**

**TH:Pr6.1.HSII**

a. Present a drama/theatre work using creative processes that shape the production for a specific audience.

**Grade Hs advanced**

**TH:Pr6.1.HSIII**

a. Present a drama/theatre production for a specific audience that employs research and analysis grounded in the creative perspectives of the playwright, director, designer, and dramaturg.

**Theatre/Responding**

**#TH:Re7.1**

**Process Component:** Reflect

**Anchor Standard:** Perceive and analyze artistic work.

**Enduring Understanding:** Theatre artists reflect to understand the impact of drama processes and theatre experiences.

**Essential Question:** How do theatre artists comprehend the essence of drama processes and theatre experiences?

**Grade Hs proficient**

**TH:Re7.1.HSI**

a. Respond to what is seen, felt, and heard in a drama/theatre work to develop criteria for artistic choices.

**Grade Hs accomplished**

**TH:Re7.1.HSII**

a. Demonstrate an understanding of multiple interpretations of artistic criteria and how each might be used to influence future artistic choices of a drama/theatre work.

**Grade Hs advanced**

**TH:Re7.1.HSIII**

a. Use historical and cultural context to structure and justify personal responses to a drama/theatre work.

**Theatre/Responding**

**#TH:Re8.1**

**Process Component:** Interpret

**Anchor Standard:** Interpret intent and meaning in artistic work.

**Enduring Understanding:** Theatre artists' interpretations of drama/theatre work are influenced by personal experiences and aesthetics.

**Essential Question:** How can the same work of art communicate different messages to different people?

**Grade Hs proficient**

**TH:Re8.1.HSI**

a. Analyze and compare artistic choices developed from personal experiences in multiple drama/theatre works.

b. Identify and compare cultural perspectives and contexts that may influence the evaluation of a drama/theatre work.

c. Justify personal aesthetics, preferences, and beliefs through participation in and observation of a drama/theatre work.

**Grade Hs accomplished**

**TH:Re8.1.HSII**

a. Develop detailed supporting evidence and criteria to reinforce artistic choices, when participating in or observing a drama/theatre work.

b. Apply concepts from a drama/theatre work for personal realization about cultural perspectives and understanding.

c. Debate and distinguish multiple aesthetics, preferences, and beliefs through participation in and observation of drama/theatre work.

**Grade Hs advanced**

**TH:Re8.1.HSIII**

a. Use detailed supporting evidence and appropriate criteria to revise personal work and interpret the work of others when participating in or observing a drama/ theatre work.

b. Use new understandings of cultures and contexts to shape personal responses to drama/theatre work.

c. Support and explain aesthetics, preferences, and beliefs to create a context for critical research that informs artistic decisions in a drama/theatre work.

**Theatre/Responding**

**#TH:Re9.1**

STATE DEPARTMENT OF EDUCATION  
NOVEMBER 30, 2015

**Process Component:** Evaluate

**Anchor Standard:** Apply criteria to evaluate artistic work.

**Enduring Understanding:** Theatre artists apply criteria to investigate, explore, and assess drama and theatre work.

**Essential Question:** How are the theatre artist's processes and the audience's perspectives impacted by analysis and synthesis?

**Grade Hs proficient**

**TH:Re9.1.HSI**

a. Examine a drama/ theatre work using supporting evidence and criteria, while considering art forms, history, culture, and other disciplines.

b. Consider the aesthetics of the production elements in a drama/theatre work.

c. Formulate a deeper understanding and appreciation of a drama/ theatre work by considering its specific purpose or intended audience.

**Grade Hs accomplished**

**TH:Re9.1.HSII**

a. Analyze and assess a drama/theatre work by connecting it to art forms, history, culture, and other disciplines using supporting evidence and criteria.

b. Construct meaning in a drama/theatre work, considering personal aesthetics and knowledge of production elements while respecting others' interpretations.

c. Verify how a drama/theatre work communicates for a specific purpose and audience.

**Grade Hs advanced**

**TH:Re9.1.HSIII**

a. Research and synthesize cultural and historical information related to a drama/theatre work to support or evaluate artistic choices.

b. Analyze and evaluate varied aesthetic interpretations of production elements for the same drama/theatre work.

c. Compare and debate the connection between a drama/theatre work and contemporary issues that may impact audiences.

**Theatre/Connecting**

**#TH:Cn10.1**

**Process Component:** Empathize

**Anchor Standard:** Synthesize and relate knowledge and personal experiences to make art.

**Enduring Understanding:** Theatre artists allow awareness of interrelationships between self and others to influence and inform their work.

**Essential Question:** What happens when theatre artists foster understanding between self and others through critical awareness, social responsibility, and the exploration of empathy?

**Grade Hs proficient**

**TH:Cn10.1.HSI**

a. Investigate how cultural perspectives, community ideas and personal beliefs impact a drama/theatre work.

**Grade Hs accomplished**

**TH:Cn10.1.HSII**

a. Choose and interpret a drama/theatre work to reflect or question personal beliefs.

**Grade Hs advanced**

**TH:Cn10.1.HSIII**

a. Collaborate on a drama/theatre work that examines a critical global issue using multiple personal, community, and cultural perspectives.

**Theatre/Connecting**

**#TH:Cn11.1**

**Process Component:** Interrelate

**Anchor Standard:** Relate artistic ideas and works with societal, cultural, and historical context to deepen understanding.

**Enduring Understanding:** Theatre artists understand and can communicate their creative process as they analyze the way the world may be understood.

**Essential Question:** What happens when theatre artists allow an understanding of themselves and the world to inform perceptions about theatre and the purpose of their work?

**Grade Hs proficient**

**TH:Cn11.1.HSI**

a. Explore how cultural, global, and historic belief systems affect creative choices in a drama/theatre work.

**Grade Hs accomplished**

**TH:Cn11.1.HSII**

a. Integrate conventions and knowledge from different art forms and other disciplines to develop a cross-cultural drama/theatre work.

**Grade Hs advanced**

**TH:Cn11.1.HSIII**

a. Develop a drama/theatre work that identifies and questions cultural, global, and historic belief systems.

**Theatre/Connecting**

**#TH:Cn11.2**

**Process Component:** Research

**Anchor Standard:** Relate artistic ideas and works with societal, cultural, and historical context to deepen understanding.

**Enduring Understanding:** Theatre artists critically inquire into the ways others have thought about and created drama processes and productions to inform their own work.

**Essential Question:** In what ways can research into theatre histories, theories, literature, and performances alter the way a drama process or production is understood?

**Grade Hs proficient**

**TH:Cn11.2.HSI**

a. Research how other theatre artists apply creative processes to tell stories in a devised or scripted drama/theatre work, using theatre research methods.

b. Use basic theatre research methods to better understand the social and cultural background of a drama/theatre work.

**Grade Hs accomplished**

**TH:Cn11.2.HSII**

STATE DEPARTMENT OF EDUCATION  
NOVEMBER 30, 2015

a. Formulate creative choices for a devised or scripted drama/theatre work based on theatre research about the selected topic.

b. Explore how personal beliefs and biases can affect the interpretation of research data applied in drama/theatre work.

**Grade Hs advanced**

**TH:Cn11.2.HSIII**

a. Justify the creative choices made in a devised or scripted drama/theatre work, based on a critical interpretation of specific data from theatre research.

b. Present and support an opinion about the social, cultural, and historical understandings of a drama/theatre work, based on critical research.

Copyright © 2015 Idaho Fine Arts Standards  
With permission to adopt/adapt from State Education Agency Directors of Arts Education



# Arts and Humanities

## Interdisciplinary Humanities

Approved by the Idaho State Board of Education, ~~April 17, 2009~~ August 13, 2015

**Rules Governing Thoroughness (08.02.03.004)**

IDAHO CONTENT STANDARDS

~~IDAHO CONTENT STANDARDS  
GRADE 9-12  
HUMANITIES: INTERDISCIPLINARY~~

~~**Standard 1: Historical and Cultural Contexts**~~

~~Students demonstrate an understanding of how people and cultures are connected across time. Humanities instruction prepares students to work and live as global citizens because of their greater understanding of their own culture and the cultures of others. Interdisciplinary Humanities students explain and discuss the historical and cultural contexts of the disciplines they are studying. Students illustrate the relationships between those contexts by creating original works. Students analyze society through the arts and humanities disciplines.~~

~~**Goal 1.1: Understand the historical and cultural contexts of the arts and humanities disciplines.**~~

~~**Objective(s): By the end of high school, the student will be able to:**~~

- ~~9-12.I.1.1.1 Identify, in context, events and people influential in the development of historical events and/or movements and living cultures.~~
- ~~9-12.I.1.1.2 Demonstrate the ways in which the arts and humanities reflect events.~~
- ~~9-12.I.1.1.3 Illustrate how an artifact symbolizes and reflects a particular culture and/or time period.~~

~~**Goal 1.2: Understand the interrelationships within the arts and humanities disciplines.**~~

~~**Objective(s): By the end of high school, the student will be able to:**~~

- ~~9-12.I.1.2.1 Acquire a working vocabulary of two or more arts and humanities disciplines.~~
- ~~9-12.I.1.2.2 Compare and contrast the products and processes of two arts and humanities disciplines.~~
- ~~9-12.I.1.2.3 Illustrate the relationship between two or more arts and humanities disciplines and the extent to which they enhance or influence each other.~~
- ~~9-12.I.1.2.4 Create an original work that shows the relationship between two or more arts and humanities disciplines.~~

~~**Goal 1.3: Understand the interrelationships between cultures.**~~

~~**Objective(s): By the end of high school, the student will be able to:**~~

- ~~9-12.I.1.3.1 Identify the ways the structure of an art or discipline mirrors the structure and values of society.~~
- ~~9-12.I.1.3.2 Identify the ways that the humanities disciplines portray human relationships.~~

~~Idaho Content Standards/Grade 9-12/Humanities: Interdisciplinary6/9/08~~



**Standard 2: Critical Thinking**

~~Students understand the purposes and functions of the arts and humanities. They build literacy and develop critical thinking through analysis and interpretation.~~

~~Interdisciplinary Humanities students research and analyze important cultural, artistic, and societal issues as they relate to two or more arts and humanities disciplines (e.g., visual art, music, theatre, dance, world language, history, literature). Students discuss abstract ideas and artworks and make judgments about them. Students formulate and present personal conclusions about the importance of the humanities disciplines within a culture.~~

**~~Goal 2.1: Conduct analyses in the arts and humanities disciplines.~~**

**~~Objective(s): By the end of high school, the student will be able to:~~**

- ~~9-12.I.2.1.1 Relate arts and humanities disciplines to ethical and/or human issues.~~
- ~~9-12.I.2.1.2 Compare and contrast works or ideas from at least two cultures, historical periods, or geographical areas.~~
- ~~9-12.I.2.1.3 Research and present findings about the role of artworks in a society.~~

**~~Goal 2.2: Engage in discussions about arts and humanities issues.~~**

**~~Objective(s): By the end of high school, the student will be able to:~~**

- ~~9-12.I.2.2.1 Analyze an artifact or idea and debate its meaning in the context of its societal values.~~
- ~~9-12.I.2.2.2 Describe the influence of religion on government, culture, artistic creation, technological development, and/or social conduct.~~
- ~~9-12.I.2.2.3 Discuss ways in which the arts and humanities both break through and create class barriers.~~
- ~~9-12.I.2.2.4 Discuss the significance of artworks in a society.~~

**~~Goal 2.3: Demonstrate informed judgment about philosophical, aesthetic, or ethical arts and humanities issues.~~**

**~~Objective(s): By the end of high school, the student will be able to:~~**

- ~~9-12.I.2.3.1 Establish a set of aesthetic criteria and apply it in evaluating one's own work and works of others.~~
- ~~9-12.I.2.3.2 Create an original work that offers a response to a human problem.~~

**Standard 3: Performance**

~~Students engage in the creation of original works and/or the interpretation of works of others, culminating in a performance or presentation. Humanities students demonstrate knowledge of themes and meanings in more than one humanities discipline. Students select, analyze, and replicate or imitate significant works in the arts and humanities disciplines. Students create original work that demonstrates knowledge of a (n) historical period, culture, or universal theme.~~

~~Idaho Content Standards/Grade 9-12/Humanities: Interdisciplinary6/9/08 Idaho Content Standards/Grade 9-12/Humanities: Interdisciplinary6/9/08~~

~~Goal 3.1: Understand concepts essential to interdisciplinary study.~~

~~Objective(s): By the end of high school, the student will be able to:~~

- ~~9-12.I.3.1.1 Discuss the role of diverse cultures within the arts and humanities.~~
- ~~9-12.I.3.1.2 Identify universal themes in the arts and humanities disciplines.~~
- ~~9-12.I.3.1.3 Select and exhibit works that communicate a common meaning.~~

~~Goal 3.2: Communicate in the humanities disciplines through application of knowledge and skills.~~

~~Objective(s): By the end of high school, the student will be able to:~~

- ~~9-12.I.3.2.1 Illustrate or document the potential of the arts and humanities to enhance and expand one's worldview.~~
- ~~9-12.I.3.2.2 Interpret how a literary/artistic work relates to the history and/or culture from which it originated.~~
- ~~9-12.I.3.2.3 Replicate or imitate a literary/artistic masterpiece, composition, genre, or style through its distinguishing characteristics.~~

~~Goal 3.3: Communicate in the humanities disciplines through creative expression.~~

~~Objective(s): By the end of high school, the student will be able to:~~

- ~~9-12.I.3.3.1 Express, through means other than expository writing, an understanding and appreciation of the arts and humanities.~~
- ~~9-12.I.3.3.2 Illustrate a connection between two humanities disciplines, showing how they compliment one another.~~
- ~~9-12.I.3.3.3 Create an artistic work that expresses the uniqueness of a historical period or cultural influence.~~
- ~~9-12.I.3.3.4 Create a literary work that targets a universal theme.~~

**Idaho Interdisciplinary Humanities Anchor Standards**

**Anchor Standard 1: Connect and compare ideas, diverse cultures, and events through two or more disciplines.**

**Enduring Understanding: Sources of inspiration are transformed into works that express the human experience.**

**Essential Question(s):**

- ✓ What inspires people or cultures to create?
- ✓ What connections and comparisons between ideas, cultures, and events can be made?
- ✓ What is the relationship of a work to its time/culture?

**Goals and Objectives:**

- Goal CC1: Understand the interdisciplinary relationships of ideas, cultures, and events.
  - Objective CC1.1: Develop a working vocabulary for the disciplines of study.

- Objective CC1.2: Identify and articulate how a work expresses the human experience.
- Goal CC2: Identify the relationship between two or more works/disciplines and how the historical contexts of ideas, cultures, and events are represented.
  - Objective CC2.1: Identify, in context, events and people influential in the development of historical events, movements, themes, and cultures.
  - Objective CC2.2: Explain how an artifact or work symbolizes and reflects a particular culture, event, theme, movement, or time period.
- Goal CC3: Understand how the human experience is represented through the arts and humanities.
  - Objective CC3.1: Identify the ways in which the structure of an art or discipline mirrors or portrays the values of society.
  - Objective CC3.2: Evaluate original works and how they represent a historical event, theme, movement, and/or culture.

**Anchor Standard 2:** Respond to universal themes, issues, and/or movements that express the human experience.

**Enduring Understanding:** Human experience repeats itself.

**Essential Questions(s):**

- ✓ How do themes, issues, and/or movements shape the human experience?
- ✓ How do we learn from the human experience?

**Goals and Objectives:**

- Goal RES1: Conduct analyses in the arts and humanities disciplines.
  - Objective RES 1.1: Summarize how the human experience is expressed through the arts and humanities.
  - Objective RES 1.2: Interpret content knowledge from multiple perspectives and/or sources.
  - Objective RES 1.3: Discover how key themes, issues, and/or movements are conveyed through the arts and humanities.

**Anchor Standard 3:** Create original works or unique interpretations that demonstrate knowledge of themes, issues, and/or movements that express the human experience.

Enduring Understanding: Through the creative process, people make meaning by investigating and developing awareness of perceptions, knowledge, and experiences.

Essential Question(s):

- ✓ How does creating enrich people's lives?
- ✓ How do people contribute to awareness and understanding of their lives and the lives of their communities through the creative process?
- ✓ What role does persistence play in the creative process?

Goals and Objectives:

- Goal CR1: Communicate in the arts and humanities disciplines through creative expression
  - Objective CR1.1: Express, through means other than expository writing, an understanding and appreciation of the arts and humanities.
  - Objective CR1.2: Engage in collaborative learning to foster the creative process.
  - Objective CR1.3: Create an original product that interprets and/or investigates themes, issues, and/or movements.
  - Objective CR1.4: Revise, refine and develop an original work.

Anchor Standard 4: Convey meaning through the presentation/performance/production of an original work or unique interpretation of a work.

Enduring Understanding: Connections between multiple disciplines are visible through the presentation/performance of original works.

Essential Question(s):

- ✓ How does sharing original work deepen interdisciplinary understanding of ourselves and the human experience?
- ✓ How do we select the best method of performance/presentation/production to convey meaning?

Goals and Objectives:

- Goal PR1: Perform/present/produce an original work or interpretation of a work for an audience.
  - Objective PR1.1: Combine knowledge and understanding from two or more disciplines to present/perform their original or interpreted works for an audience.
  - Objective PR 1.2: Convey meaning through their presentation/performance.
- Goal PR2: Justify choices made in creating or interpreting a work.
  - Objective PR2.1: Apply knowledge and understanding from two or more disciplines to justify choices in the creation/interpretation of works.

- Objective PR 2.2: Engage in constructive critique with peers.

**Anchor Standard 5: Reflect on the process of creating/interpreting/presenting a work.**

**Enduring Understanding: Reflection on the creative process deepens understanding of the content and the creator.**

**Essential Question(s):**

- ✓ How is the quality of a performance/presentation/production determined?
- ✓ When does the creator know that a work is finished?
- ✓ How do the arts and humanities enhance and empower our lives?

**Goals and Objectives:**

- Goal REF1: Evaluate one's own work and the works of others as reflections of the themes, issues, and/or movements addressed in the course.
  - Objective REF 1.1: Utilize and apply a set of aesthetic criteria in evaluating the quality of one's own work and works of others.
  - Objective REF 1.2: Respond to critique and criteria to revise or justify one's own work.
- Goal REF2: Reflect upon the potential of the arts and humanities to enhance and expand one's worldview.

THIS PAGE INTENTIONALLY LEFT BLANK



# Arts and Humanities

## Music

Approved by the Idaho State Board of Education, ~~April 17, 2009~~ August 13, 2015

**Rules Governing Thoroughness (08.02.03.004)**

IDAHO CONTENT STANDARDS

~~IDAHO CONTENT STANDARDS~~  
~~GRADE K-3~~  
~~HUMANITIES: MUSIC~~

~~Standard 1: Historical and Cultural Contexts~~

~~Students demonstrate an understanding of how people and cultures are connected across time. Humanities instruction prepares students to work and live as global citizens because of their greater understanding of their own culture and the cultures of others.~~

~~Students in grades K-3 discuss the history, culture, and traditions found in selected musical examples. Students identify ideas and emotions expressed through music and examine how they relate to other disciplines within that culture.~~

~~Goal 1.1: Discuss the historical and cultural contexts of music.~~

~~Objective(s): By the end of Grade 3, the student will be able to:~~

- ~~K-3.Mu.1.1.1—Name the historical or cultural background of musical selections learned.~~
- ~~K-3.Mu.1.1.2—Identify the country or region of musical selections learned.~~
- ~~K-3.Mu.1.1.3—Recognize characteristics of suitable music for various occasions and traditions.~~

~~Goal 1.2: Discuss the interrelationships among visual and performing arts disciplines of music and culture.~~

~~Objective(s): By the end of Grade 3, the student will be able to:~~

- ~~K-3.Mu.1.2.1—Identify ideas and emotions that are expressed through music and other disciplines.~~

~~Standard 2: Critical Thinking~~

~~Students understand the purposes and functions of the arts. They build literacy and develop critical thinking through analysis and interpretation.~~

~~Students in grades K-3 differentiate among simple musical forms and identify instrument families and voices. Students discuss preferences for musical examples. Students explain the role of music in their lives.~~

~~Goal 2.1: Conduct analyses in music.~~

~~Objective(s): By the end of Grade 3, the student will be able to:~~

- ~~K-3.Mu.2.1.1—Examine music as a way to communicate emotions.~~
- ~~K-3.Mu.2.1.2—Use music vocabulary to discuss specific works of music.~~
- ~~K-3.Mu.2.1.3—Identify sounds of different instrument families and voices.~~
- ~~K-3.Mu.2.1.4—Differentiate between simple musical forms when they are heard.~~



~~Goal 2.2: Formulate and express opinions about musical performances.~~

~~Objective(s): By the end of Grade 3, the student will be able to:~~

- ~~K-3.Mu.2.2.1—Discuss the importance of music in one's own life.~~
- ~~K-3.Mu.2.2.2—Discuss preferences for musical examples using familiar musical terms.~~
- ~~K-3.Mu.2.2.3—Draw conclusions about the meaning of the term "classical music."~~

Standard 3: Performance

~~Students engage in the creation of original works and/or the interpretation of works of others, culminating in a performance or presentation.~~

~~Students in grades K-3 read and perform simple music notation. Students perform alone and in groups on pitch and in rhythm responding to the conductor. Students create melodic or rhythmic responses using instructor guidelines. Students move to the beat of music.~~

~~Goal 3.1: Utilize concepts essential to music.~~

~~Objective(s): By the end of Grade 3, the student will be able to:~~

- ~~K-3.Mu.3.1.1—Sing independently with a clear tone and on pitch.~~
- ~~K-3.Mu.3.1.2—Identify symbols and notation in music.~~
- ~~K-3.Mu.3.1.3—Read music notation in simple meters or groupings using a system of symbols, numbers, or letters.~~

~~Goal 3.2: Communicate through music, applying artistic concepts, knowledge, and skills.~~

~~Objective(s): By the end of Grade 3, the student will be able to:~~

- ~~K-3.Mu.3.2.1—Identify and perform simple songs from different cultures and genres.~~
- ~~K-3.Mu.3.2.2—Illustrate group singing and instrumental skills in response to conductor cues.~~
- ~~K-3.Mu.3.2.3—Echo rhythmic or melodic patterns accurately.~~
- ~~K-3.Mu.3.2.4—Demonstrate proper behavior for different types of music performances.~~

~~Goal 3.3: Communicate through music with creative expression.~~

~~Objective(s): By the end of Grade 3, the student will be able to:~~

- ~~K-3.Mu.3.3.1—Improvise musical "answers" to given rhythmic and/or melodic phrases.~~
- ~~K-3.Mu.3.3.2—Sing/play a simple melody following a director.~~
- ~~K-3.Mu.3.3.3—Move to the beat of music in a prescribed manner.~~

**HUMANITIES: MUSIC**

~~Students are expected to know content and apply skills from previous grades.~~

**Standard 1: Historical and Cultural Contexts**

~~Students demonstrate an understanding of how people and cultures are connected across time. Humanities instruction prepares students to work and live as global citizens because of their greater understanding of their own culture and the cultures of others.~~

~~Students in grades 4–5 identify and describe the use of musical elements from various cultures and time periods. Students explain how music relates to other subject areas, using terms common to the arts.~~

**~~Goal 1.1: Discuss the historical and cultural contexts of music.~~**

**~~Objective(s): By the end of Grade 5, the student will be able to:~~**

- ~~4.5.Mu.1.1.1— Describe how musical elements are used in music of our own culture as well as other cultures.~~
- ~~4.5.Mu.1.1.2— Identify characteristics of music from two different historical periods.~~
- ~~4.5.Mu.1.1.3— Identify specific compositions as belonging to a particular era in music history.~~
- ~~4.5.Mu.1.1.4— Recognize the uses of music in everyday life.~~

**~~Goal 1.2: Discuss the interrelationships among visual and performing arts disciplines.~~**

**~~Objective(s): By the end of Grade 5, the student will be able to:~~**

- ~~4.5.Mu.1.2.1— Compare a musical selection with another art form that uses a similar style.~~
- ~~4.5.Mu.1.2.2— Identify similarities and differences in the meanings of terms common to other arts disciplines.~~
- ~~4.5.Mu.1.2.3— Describe ways that music is related to another subject area.~~

**Standard 2: Critical Thinking**

~~Students understand the purposes and functions of the arts. They build literacy and develop critical thinking through analysis and interpretation.~~

~~Students in grades 4–5 identify specific elements of music and sounds of various instruments and voices. Students discuss the importance of music in today’s society. Students express personal preferences for a specific work using appropriate arts vocabulary.~~

**~~Goal 2.1: Conduct analyses in music.~~**

**~~Objective(s): By the end of Grade 5, the student will be able to:~~**

- ~~4.5.Mu.2.1.1— Describe music as a form of communication.~~
- ~~4.5.Mu.2.1.2— Use music vocabulary to discuss specific compositions of various styles and cultures.~~
- ~~4.5.Mu.2.1.3— Recognize specific sounds of instruments and voices.~~

~~4-5.Mu.2.1.4—Recognize and identify specific elements of music (melody, harmony, rhythm, form, timbre)~~

~~**Goal 2.2: Formulate and express opinions about musical performances.**~~

~~**Objective(s): By the end of Grade 5, the student will be able to:**~~

~~4-5.Mu.2.2.1—Discuss the importance of music in our society.~~

~~4-5.Mu.2.2.2—Express personal preferences for a specific work using appropriate arts vocabulary.~~

~~4-5.Mu.2.2.3—Identify and discuss copyright issues in music.~~

**Standard 3: Performance**

~~Students engage in the creation of original works and/or the interpretation of works of others, culminating in a performance or presentation.~~

~~Students in grades 4-5 use standard music symbols and terms to read, notate, and perform music. Students sing, alone and with others, accurately with appropriate dynamics, breath control, phrasing, and interpretation. Students also perform in groups blending vocal/instrumental sounds and follow a conductor. Students improvise simple melodic phrases.~~

~~**Goal 3.1: Utilize concepts essential to music.**~~

~~**Objective(s): By the end of Grade 5, the student will be able to:**~~

~~4-5.Mu.3.1.1—Sing/play independently or in a small ensemble with grade appropriate music, following the cues of a conductor.~~

~~4-5.Mu.3.1.2—Read, notate, and perform meter, rhythm, pitch, dynamics, and tempo using standard music symbols.~~

~~4-5.Mu.3.1.3—Use standard musical notation to sing/play grade appropriate music.~~

~~**Goal 3.2: Communicate through music, applying artistic concepts, knowledge, and skills.**~~

~~**Objective(s): By the end of Grade 5, the student will be able to:**~~

~~4-5.Mu.3.2.1—Sing in harmony using simple ostinatos, partner songs, descants, and canons.~~

~~4-5.Mu.3.2.2—Perform independently while other students sing or play contrasting parts.~~

~~4-5.Mu.3.2.3—Sing/play accurately with appropriate dynamics, breath control, phrasing, and interpretation.~~

~~4-5.Mu.3.2.4—Discuss and demonstrate the importance of proper concert behavior.~~

~~4-5.Mu.3.2.5—Demonstrate interpersonal skills through working collaboratively and productively with others.~~

~~**Goal 3.3: Communicate through music with creative expression.**~~

~~**Objective(s): By the end of Grade 5, the student will be able to:**~~

~~4-5.Mu.3.3.1—Create original rhythmic/melodic ostinatos to accompany group performances.~~

~~4-5.Mu.3.3.2—Sing/play an improvised simple melody in a call and response context.~~

~~4-5.Mu.3.3.3—Improvise movement that is stylistically appropriate to music (e.g., free style).~~

**IDAHO CONTENT STANDARDS  
GRADE 6-8  
HUMANITIES: MUSIC**

~~Students are expected to know content and apply skills from previous grades.~~

**Standard 1: Historical and Cultural Contexts**

~~Students demonstrate an understanding of how people and cultures are connected across time. Humanities instruction prepares students to work and live as global citizens because of their greater understanding of their own culture and the cultures of others.~~

~~Students in grades 6-8 classify the historical periods of music studied. Students analyze the cultural contexts of music studied. Students compare and contrast musical styles and genres with another art form or subject area.~~

~~Goal 1.1: Discuss the historical and cultural contexts of music.~~

~~Objective(s): By the end of Grade 8, the student will be able to:~~

- ~~6-8.Mu.1.1.1—Analyze the relationship of a country's traditions and its music.~~
- ~~6-8.Mu.1.1.2—Identify the historical period during which musical works being studied were composed.~~
- ~~6-8.Mu.1.1.3—Discuss the relationship of music to the historical period in which it was composed.~~
- ~~6-8.Mu.1.1.4—Identify prominent musicians in contemporary society.~~

~~Goal 1.2: Discuss the interrelationships among visual and performing arts disciplines.~~

~~Objective(s): By the end of Grade 8, the student will be able to:~~

- ~~6-8.Mu.1.2.1—Compare a musical style with another art form sharing a similar style or movement.~~
- ~~6-8.Mu.1.2.2—Discuss similarities among various disciplines of the arts.~~
- ~~6-8.Mu.1.2.3—Discuss the connections of music to other subject areas.~~

**Standard 2: Critical Thinking**

~~Students understand the purposes and functions of the arts. They build literacy and develop critical thinking through analysis and interpretation.~~

~~Students in grades 6-8 describe and analyze aural examples of music, using correct musical terminology. Students identify a musical theme. Students develop criteria for high musical quality. Students evaluate musical performances.~~

**Goal 2.1: Conduct analyses in music.**

**Objective(s): By the end of Grade 8, the student will be able to:**

- 6-8.Mu.2.1.1—Identify a musical theme.
- 6-8.Mu.2.1.2—Describe and analyze aural examples of music using correct musical terms pertaining to form, meter, rhythm, and basic keys.
- 6-8.Mu.2.1.3—Identify the sounds of voices and musical instruments as they are used in musical works.
- 6-8.Mu.2.1.4—Discuss the style of a musical selection.

**Goal 2.2: Formulate and express opinions about musical performances.**

**Objective(s): By the end of Grade 8, the student will be able to:**

- 6-8.Mu.2.2.1—Discuss the roles of professional and amateur musicians in society.
- 6-8.Mu.2.2.2—Express personal preference for music using appropriate musical terminology.
- 6-8.Mu.2.2.3—Debate copyright issues in music.
- 6-8.Mu.2.2.4—Develop criteria for high musical quality.
- 6-8.Mu.2.2.5—Evaluate constructively the quality of one's performance and the performances of others.

**Standard 3: Performance**

Students engage in the creation of original works and/or the interpretation of works of others, culminating in a performance or presentation.

Students in grades 6-8 read, notate, and perform music of various styles and genres. Students sing/play accurately and expressively, following the directions of a conductor and using appropriate dynamics and phrasing. Students perform or compose music using a variety of sound sources. Students formulate a method of consistent musical practice.

**Goal 3.1: Utilize concepts essential to music.**

**Objective(s): By the end of Grade 8, the student will be able to:**

- 6-8.Mu.3.1.1—Sing/play independently or in a small ensemble with grade appropriate music, following the cues of a conductor.
- 6-8.Mu.3.1.2—Read and notate music symbols (time and key signatures, note values, standard notation symbols for pitch, duration, dynamics, articulation, expression).
- 6-8.Mu.3.1.3—Use standard musical notation to sing/play grade appropriate material.
- 6-8.Mu.3.1.4—Formulate a method of consistent musical practice.

**Goal 3.2: Communicate through music, applying artistic concepts, knowledge, and skills.**

**Objective(s): By the end of Grade 8, the student will be able to:**

- ~~6-8.Mu.3.2.1—Sing/play accurately using good breath control, diction, articulation, and posture both alone and in small groups, following the directions of a conductor.~~
- ~~6-8.Mu.3.2.2—Perform in an ensemble, using appropriate musical technique.~~
- ~~6-8.Mu.3.2.3—Sing/play expressively with appropriate dynamics and phrasing, considering the intent of the music’s creator.~~
- ~~6-8.Mu.3.2.4—Discuss and demonstrate the importance of proper concert behavior and attire.~~
- ~~6-8.Mu.3.2.5—Demonstrate interpersonal skills through working collaboratively and productively with others.~~

~~**Goal 3.3: Communicate through music with creative expression.**~~

~~**Objective(s): By the end of Grade 8, the student will be able to:**~~

- ~~6-8.Mu.3.3.1—Create a melody when given specific guidelines.~~
- ~~6-8.Mu.3.3.2—Use a variety of traditional and nontraditional sound sources and electronic media when composing or performing music.~~
- ~~6-8.Mu.3.3.3—Improvise simple rhythmic and/or melodic accompaniments.~~

**IDAHO CONTENT STANDARDS  
GRADE 9-12  
HUMANITIES: MUSIC**

~~**Students are expected to know content and apply skills from previous grades.**~~

~~**Standard 1: Historical and Cultural Contexts**~~

~~Students demonstrate an understanding of how people and cultures are connected across time. Humanities instruction prepares students to work and live as global citizens because of their greater understanding of their own culture and the cultures of others.~~

~~Students in grades 9–12 identify and compare music from a variety of cultures and historical periods. Students describe the historical, cultural, and stylistic similarities among the visual and performing arts disciplines.~~

~~**Goal 1.1: Discuss the historical and cultural contexts of music.**~~

~~**Objective(s): By the end of high school, the student will be able to:**~~

- ~~9-12.Mu.1.1.1—Identify representative musical works from a variety of cultures and historical periods.~~
- ~~9-12.Mu.1.1.2—Outline the purpose and function of a particular form of music through history.~~
- ~~9-12.Mu.1.1.3—Compare and contrast aesthetical aspects of music from different cultural perspectives.~~
- ~~9-12.Mu.1.1.4—Identify the roles of musicians in society.~~

**Goal 1.2: Discuss the interrelationships among visual and performing arts disciplines.**

**Objective(s): By the end of high school, the student will be able to:**

- 9-12.Mu.1.2.1— Discuss connections between the history of one art form or style and another related art form or style.
- 9-12.Mu.1.2.2— Describe similarities among different art forms across cultures.
- 9-12.Mu.1.2.3— Compare and contrast the origins of music with another core subject area (e.g., history, literature, math).

**Standard 2: Critical Thinking**

Students understand the purposes and functions of the arts. They build literacy and develop critical thinking through analysis and interpretation.

Students in grades 9–12 analyze and discuss musical forms, artistic styles, and common themes appearing in music throughout history. Students discuss copyright issues in music. Students develop tools necessary to evaluate musical performances constructively. Students demonstrate proper concert behavior and attire.

**Goal 2.1: Conduct analyses in music.**

**Objective(s): By the end of high school, the student will be able to:**

- 9-12.Mu.2.1.1— Recognize commonalities in the use of musical elements appearing in music throughout history.
- 9-12.Mu.2.1.2— Describe and analyze aural examples of music using correct musical terms pertaining to form, meter, rhythm, basic keys, and simple harmonic progressions.
- 9-12.Mu.2.1.3— Compare two contrasting musical works.
- 9-12.Mu.2.1.4— Discuss the similarities and differences of artistic styles of music performed.

**Goal 2.2: Formulate and express opinions about musical performances.**

**Objective(s): By the end of high school, the student will be able to:**

- 9-12.Mu.2.2.1— Evaluate how music participation is critical to global culture.
- 9-12.Mu.2.2.2— Explain personal preferences for musical styles and pieces, using proper terminology.
- 9-12.Mu.2.2.3— Offer an alternative for copyright infringement both for the consumer and the artist.
- 9-12.Mu.2.2.4— Develop criteria for high musical quality and apply it to a live musical performance.
- 9-12.Mu.2.2.5— Evaluate constructively the quality of one's performance and the performances of others.

**Standard 3: Performance**

Students engage in the creation of original works and/or the interpretation of works of others, culminating in a performance or presentation.

~~Students in grades 9–12 perform an instrumental or vocal part accurately utilizing skills learned and practiced. Students sight read simple melodies and rhythms applicable to their part. Students read and perform music that contains level appropriate technical demands, expanded ranges, and varied interpretive requirements. Students improvise simple harmonies and rhythmic and melodic ostinatos on familiar melodies. Students formulate a method of consistent and efficient musical practice.~~

~~**Goal 3.1: Utilize concepts essential to music.**~~

~~**Objective(s): By the end of high school, the student will be able to:**~~

- ~~9-12.Mu.3.1.1—Perform an appropriate instrumental or vocal part demonstrating rhythms and pitch accuracy, articulation and expression, following the cues from a conductor.~~
- ~~9-12.Mu.3.1.2—Sight read simple melodies and rhythms in clefs applicable to the performance medium.~~
- ~~9-12.Mu.3.1.3—Read music that contains level appropriate technical demands, expanded ranges, and varied interpretive requirements.~~
- ~~9-12.Mu.3.1.4—Formulate a method of consistent and efficient musical practice.~~

~~**Goal 3.2: Communicate through music, applying artistic concepts, knowledge, and skills.**~~

~~**Objective(s): By the end of high school, the student will be able to:**~~

- ~~9-12.Mu.3.2.1—Perform in groups, blending vocal/instrumental sounds, matching dynamics, breath control, phrasing, and interpretation in response to the conductor.~~
- ~~9-12.Mu.3.2.2—Perform in a small ensemble or as a soloist using appropriate musical technique.~~
- ~~9-12.Mu.3.2.3—Interpret/perform a musical selection, respecting the intent of its creator.~~
- ~~9-12.Mu.3.2.4—Discuss and demonstrate the importance of proper concert behavior and attire.~~
- ~~9-12.Mu.3.2.5—Demonstrate interpersonal skills by working collaboratively and productively with others.~~

~~**Goal 3.3: Communicate through music with creative expression.**~~

~~**Objective(s): By the end of high school, the student will be able to:**~~

- ~~9-12.Mu.3.3.1—Create an original harmony to accompany a melody.~~
- ~~9-12.Mu.3.3.2—Perform level appropriate musical works with expression and technical accuracy.~~
- ~~9-12.Mu.3.3.3—Improvise rhythmic and melodic variations on given melodies.~~



## Idaho Fine Arts Standards

### General Music K-6 & Secondary Novice/Proficient

#### General Music/Creating

##### #MU:Cr1.1

Process Component: GMS-Imagine - Generate musical ideas for various purposes and contexts.

Anchor Standard: Generate and conceptualize artistic ideas and work.

Enduring Understanding: The creative ideas, concepts, and feelings that influence musicians' work emerge from a variety of sources.

Essential Question: How do musicians generate creative ideas?

##### Grade K

##### MU:Cr1.1.K

a. With guidance, explore and experience music concepts (such as beat and melodic contour).

b. With guidance, generate musical ideas (such as movements or motives).

##### Grade 1

##### MU:Cr1.1.1

a. With limited guidance, create musical ideas (such as answering a musical question) for a specific purpose.

b. With limited guidance, generate musical ideas in multiple tonalities (such as major and minor) and meters (such as duple and triple).

##### Grade 2

##### MU:Cr1.1.2

a. Improvise rhythmic and melodic patterns and musical ideas for a specific purpose.

b. Generate musical patterns and ideas within the context of a given tonality (such as major and minor) and meter (such as duple and triple).

##### Grade 3

##### MU:Cr1.1.3

a. Improvise rhythmic and melodic ideas, and describe connection to specific purpose and context (such as personal and social).

b. Generate musical ideas (such as rhythms and melodies) within a given tonality and/or meter.

##### Grade 4

##### MU:Cr1.1.4

a. Improvise rhythmic, melodic, and harmonic ideas, and explain connection to specific purpose and context (such as social and cultural).

b. Generate musical ideas (such as rhythms, melodies, and simple accompaniment patterns) within related tonalities (such as major and minor) and meters.

##### Grade 5

##### MU:Cr1.1.5

STATE DEPARTMENT OF EDUCATION  
NOVEMBER 30, 2015

a.Improvise rhythmic, melodic, and harmonic ideas, and explain connection to specific purpose and context (such as social, cultural, and historical).

b.Generate musical ideas (such as rhythms, melodies, and accompaniment patterns) within specific related tonalities, meters, and simple chord changes.

**Grade 6**

**MU:Cr1.1.6**

Generate simple rhythmic, melodic, and harmonic phrases within AB and ABA forms that convey expressive intent.

**Novice**

**MU:Cr1.1.7**

Generate rhythmic, melodic, and harmonic phrases and variations over harmonic accompaniments within AB, ABA, or theme and variation forms that convey expressive intent.

**Proficient**

**MU:Cr1.1.8**

Generate rhythmic, melodic and harmonic phrases and harmonic accompaniments within expanded forms (including introductions, transitions, and codas) that convey expressive intent

**General Music/Creating**

**#MU:Cr2.1**

**Process Component:** GMS-Plan and Make - Select and develop musical ideas for defined purposes and contexts.

**Anchor Standard:** Organize and develop artistic ideas and work.

**Enduring Understanding:** Musicians' creative choices are influenced by their expertise, context, and expressive intent.

**Essential Question:** How do musicians make creative decisions?

**Grade K**

**MU:Cr2.1.K**

a.With guidance, demonstrate and choose favorite musical ideas.

b.With guidance, organize personal musical ideas using iconic notation and/or recording technology.

**Grade 1**

**MU:Cr2.1.1**

a.With limited guidance, demonstrate and discuss personal reasons for selecting musical ideas that represent expressive intent.

b.With limited guidance, use iconic or standard notation and/or recording technology to document and organize personal musical ideas.

**Grade 2**

**MU:Cr2.1.2**

a.Demonstrate and explain personal reasons for selecting patterns and ideas for music that represent expressive intent.

b.Use iconic or standard notation and/or recording technology to combine, sequence, and document personal musical ideas.

**Grade 3**

STATE DEPARTMENT OF EDUCATION  
NOVEMBER 30, 2015

**MU:Cr2.1.3**

a.Demonstrate selected musical ideas for a simple improvisation or composition to express intent, and describe connection to a specific purpose and context.

b.Use standard and/or iconic notation and/or recording technology to document personal rhythmic and melodic musical ideas.

**Grade 4**

**MU:Cr2.1.4**

a.Demonstrate selected and organized musical ideas for an improvisation, arrangement, or composition to express intent, and explain connection to purpose and context.

b.Use standard and/or iconic notation and/or recording technology to document personal rhythmic, melodic, and simple harmonic musical ideas.

**Grade 5**

**MU:Cr2.1.5**

a.Demonstrate selected and developed musical ideas for improvisations, arrangements, or compositions to express intent, and explain connection to purpose and context.

b.Use standard and/or iconic notation and/or recording technology to document personal rhythmic, melodic, and two-chord harmonic musical ideas.

**Grade 6**

**MU:Cr2.1.6**

a.Select, organize, construct, and document personal musical ideas for arrangements and compositions within AB or ABA form that demonstrate an effective beginning, middle, and ending, and convey expressive intent.

b.Use standard and/or iconic notation and/or audio/ video recording to document personal simple rhythmic phrases, melodic phrases, and two-chord harmonic musical ideas.

**Novice**

**MU:Cr2.1.7**

a.Select, organize, develop and document personal musical ideas for arrangements, songs, and compositions within AB, ABA, or theme and variation forms that demonstrate unity and variety and convey expressive intent.

b.Use standard and/or iconic notation and/or audio/ video recording to document personal simple rhythmic phrases, melodic phrases, and harmonic sequences.

**Proficient**

**MU:Cr2.1.8**

a. Select, organize, and document musical ideas for arrangements, songs, and compositions within expanded forms that demonstrate tension and release, unity and variety, balance, and convey expressive intent.

b.Use standard and/or iconic notation and/or audio/ video recording to document personal rhythmic phrases, melodic phrases, and harmonic sequences.

**General Music/Creating**

**#MU:Cr3.1**

**STATE DEPARTMENT OF EDUCATION  
NOVEMBER 30, 2015**

**Process Component:** GMS-Evaluate and Refine -Evaluate and refine selected musical ideas to create musical work that meets appropriate criteria.

**Anchor Standard:** Refine and complete artistic work.

**Enduring Understanding:** Musicians evaluate, and refine their work through openness to new ideas, persistence, and the application of appropriate criteria.

**Essential Question:** How do musicians improve the quality of their creative work?

**Grade K**

**MU:Cr3.1.K**

a. With guidance, apply personal, peer, and teacher feedback in refining personal musical ideas.

**Grade 1**

**MU:Cr3.1.1**

a. With limited guidance, discuss and apply personal, peer, and teacher feedback to refine personal musical ideas.

**Grade 2**

**MU:Cr3.1.2**

a. Interpret and apply personal, peer, and teacher feedback to revise personal music.

**Grade 3**

**MU:Cr3.1.3**

a. Evaluate, refine, and document revisions to personal musical ideas, applying teacher-provided and collaboratively-developed criteria and feedback.

**Grade 4**

**MU:Cr3.1.4**

a. Evaluate, refine, and document revisions to personal music, applying teacher-provided and collaboratively-developed criteria and feedback to show improvement over time.

**Grade 5**

**MU:Cr3.1.5**

a. Evaluate, refine, and document revisions to personal music, applying teacher-provided and collaboratively-developed criteria and feedback, and explain rationale for changes.

**Grade 6**

**MU:Cr3.1.6**

a. Evaluate their own work, applying teacher-provided criteria such as application of selected elements of music, and use of sound sources.

b. Describe the rationale for making revisions to the music based on evaluation criteria and feedback from their teacher.

**Novice**

**MU:Cr3.1.7**

a. Evaluate their own work, applying selected criteria such as appropriate application of elements of music including style, form, and use of sound sources.

b. Describe the rationale for making revisions to the music based on evaluation criteria and feedback from others (teacher and peers).

**Proficient**

**MU:Cr3.1.8**

a. Evaluate their own work by selecting and applying criteria including appropriate application of compositional techniques, style, form, and use of sound sources.

STATE DEPARTMENT OF EDUCATION  
NOVEMBER 30, 2015

b. Describe the rationale for refining works by explaining the choices, based on evaluation criteria.

**General Music/Creating**

**#MU:Cr3.2**

**Process Component:** GMS-Present - Share creative musical work that conveys intent, demonstrates craftsmanship, and exhibits originality.

**Anchor Standard:** Refine and complete artistic work.

**Enduring Understanding:** Musicians' presentation of creative work is the culmination of a process of creation and communication.

**Essential Question:** When is creative work ready to share?

**Grade K**

**MU:Cr3.2.K**

With guidance, demonstrate a final version of personal musical ideas to peers.

**Grade 1**

**MU:Cr3.2.1**

With limited guidance, convey expressive intent for a specific purpose by presenting a final version of personal musical ideas to peers or informal audience.

**Grade 2**

**MU:Cr3.2.2**

Convey expressive intent for a specific purpose by presenting a final version of personal musical ideas to peers or informal audience.

**Grade 3**

**MU:Cr3.2.3**

Present the final version of personal created music to others, and describe connection to expressive intent.

**Grade 4**

**MU:Cr3.2.4**

Present the final version of personal created music to others, and explain connection to expressive intent.

**Grade 5**

**MU:Cr3.2.5**

Present the final version of personal created music to others that demonstrates craftsmanship, and explain connection to expressive intent.

**Grade 6**

**MU:Cr3.2.6**

Present the final version of their documented personal composition or arrangement, using craftsmanship and originality to demonstrate an effective beginning, middle, and ending, and convey expressive intent.

**Novice**

**MU:Cr3.2.7**

Present the final version of their personal documented personal composition, song, or arrangement, using craftsmanship and originality to demonstrate unity and variety, and convey expressive intent.

**Proficient**

**MU:Cr3.2.8**

Present the final version of their documented composition, song, or arrangement, using craftsmanship and originality to demonstrate the application of compositional

techniques for creating unity and variety, tension and release, and balance to convey expressive intent.

**General Music/Performing**

**#MU:Pr4.1**

**Process Component:** GMS-Select - Select varied musical works to present based on interest, knowledge, technical skill, and context.

**Anchor Standard:** Select, analyze and interpret artistic work for presentation.

**Enduring Understanding:** Performers' interest in and knowledge of musical works, understanding of their own technical skill, and the context for a performance influence the selection of repertoire.

**Essential Question:** How do performers select repertoire?

**Grade K**

**MU:Pr4.1.K**

With guidance, demonstrate and state personal interest in varied musical selections.

**Grade 1**

**MU:Pr4.1.1**

With limited guidance, demonstrate and discuss personal interest in, knowledge about, and purpose of varied musical selections.

**Grade 2**

**MU:Pr4.1.2**

Demonstrate and explain personal interest in, knowledge about, and purpose of varied musical selections.

**Grade 3**

**MU:Pr4.1.3**

Demonstrate and explain how the selection of music to perform is influenced by personal interest, knowledge, purpose, and context.

**Grade 4**

**MU:Pr4.1.4**

Demonstrate and explain how the selection of music to perform is influenced by personal interest, knowledge, context, and technical skill.

**Grade 5**

**MU:Pr4.1.5**

Demonstrate and explain how the selection of music to perform is influenced by personal interest, knowledge, and context, as well as their personal and others' technical skill.

**Grade 6**

**MU:Pr4.1.6**

Apply teacher-provided criteria for selecting music to perform for a specific purpose and/or context, and explain why each was chosen

**Novice**

**MU:Pr4.1.7**

Apply collaboratively-developed criteria for selecting music of contrasting styles for a program with a specific purpose and/or context and, after discussion, identify expressive qualities, technical challenges, and reasons for choices.

**Proficient**

**MU:Pr4.1.8**

STATE DEPARTMENT OF EDUCATION  
NOVEMBER 30, 2015

Apply personally-developed criteria for selecting music of contrasting styles for a program with a specific purpose and/or context, and explain expressive qualities, technical challenges, and reasons for choices.

**General Music/Performing**

**#MU:Pr4.2**

**Process Component:** GMS-Analyze - Analyze the structure and context of varied musical works and their implications for performance

**Anchor Standard:** Select, analyze and interpret artistic work for presentation.

**Enduring Understanding:** Analyzing creators' context and how they manipulate elements of music provides insight into their intent and informs performance.

**Essential Question:** How does understanding the structure and context of musical works inform performance?

**Grade K**

**MU:Pr4.2.K**

a. With guidance, explore and demonstrate awareness of music contrasts (such as high/low, loud/soft, same/different) in a variety of music selected for performance.

**Grade 1**

**MU:Pr4.2.1**

a. With limited guidance, demonstrate knowledge of music concepts (such as beat and melodic contour) in music from a variety of cultures selected for performance.

b. When analyzing selected music, read and perform rhythmic patterns using iconic or standard notation.

**Grade 2**

**MU:Pr4.2.2**

a. Demonstrate knowledge of music concepts (such as tonality and meter) in music from a variety of cultures selected for performance.

b. When analyzing selected music, read and perform rhythmic and melodic patterns using iconic or standard notation.

**Grade 3**

**MU:Pr4.2.3**

a. Demonstrate understanding of the structure in music selected for performance.

b. When analyzing selected music, read and perform rhythmic patterns and melodic phrases using iconic and standard notation.

c. Describe how context (such as personal and social) can inform a performance.

**Grade 4**

**MU:Pr4.2.4**

a. Demonstrate understanding of the structure and the elements of music (such as rhythm, pitch, and form) in music selected for performance.

b. When analyzing selected music, read and perform using iconic and/or standard notation.

c. Explain how context (such as social and cultural) informs a performance.

**Grade 5**

**MU:Pr4.2.5**

a. Demonstrate understanding of the structure and the elements of music (such as rhythm, pitch, form, and harmony) in music selected for performance.

b. When analyzing selected music, read and perform using standard notation.

c. Explain how context (such as social, cultural, and historical) informs performances.

**Grade 6**

**MU:Pr4.2.6**

a. Explain how understanding the structure and the elements of music are used in music selected for performance.

b. When analyzing selected music, read and identify by name or function standard symbols for rhythm, pitch, articulation, and dynamics.

c. Identify how cultural and historical context inform performances.

**Novice**

**MU:Pr4.2.7**

a. Explain and demonstrate the structure of contrasting pieces of music selected for performance and how elements of music are used.

b. When analyzing selected music, read and identify by name or function standard symbols for rhythm, pitch articulation, dynamics, tempo, and form.

c. Identify how cultural and historical context inform performances and result in different music interpretations.

**Proficient**

**MU:Pr4.2.8**

a. Compare the structure of contrasting pieces of music selected for performance, explaining how the elements of music are used in each.

b. When analyzing selected music, sight-read in treble or bass clef simple rhythmic, melodic, and/or harmonic notation.

c. Identify how cultural and historical context inform performances and result in different musical effects.

**General Music/Performing**

**#MU:Pr4.3**

**Process Component:** GMS-Interpret - Develop personal interpretations that consider creators' intent.

**Anchor Standard:** Select, analyze and interpret artistic work for presentation.

**Enduring Understanding:** Performers make interpretive decisions based on their understanding of context and expressive intent.

**Essential Question:** How do performers interpret musical works?

**Grade K**

**MU:Pr4.3.K**



STATE DEPARTMENT OF EDUCATION  
NOVEMBER 30, 2015

With guidance, demonstrate awareness of expressive qualities (such as voice quality, dynamics, and tempo) that support the creators' expressive intent.

**Grade 1**

**MU:Pr4.3.1**

Demonstrate and describe music's expressive qualities (such as dynamics and tempo).

**Grade 2**

**MU:Pr4.3.2**

Demonstrate understanding of expressive qualities (such as dynamics and tempo) and how creators use them to convey expressive intent.

**Grade 3**

**MU:Pr4.3.3**

Demonstrate and describe how intent is conveyed through expressive qualities (such as dynamics and tempo).

**Grade 4**

**MU:Pr4.3.4**

Demonstrate and explain how intent is conveyed through interpretive decisions and expressive qualities (such as dynamics, tempo, and timbre).

**Grade 5**

**MU:Pr4.3.5**

Demonstrate and explain how intent is conveyed through interpretive decisions and expressive qualities (such as dynamics, tempo, timbre, and articulation/style).

**Grade 6**

**MU:Pr4.3.6**

Perform a selected piece of music demonstrating how their interpretations of the elements of music and the expressive qualities (such as dynamics, tempo, timbre, articulation/style, and phrasing) convey intent.

**Novice**

**MU:Pr4.3.7**

Perform contrasting pieces of music demonstrating their interpretations of the elements of music and expressive qualities (such as dynamics, tempo, timbre, articulation/style, and phrasing) convey intent.

**Proficient**

**MU:Pr4.3.8**

Perform contrasting pieces of music, demonstrating as well as explaining how the music's intent is conveyed by their interpretations of the elements of music and expressive qualities (such as dynamics, tempo, timbre, articulation/style, and phrasing).

**General Music/Performing**

**#MU:Pr5.1**

**Process Component:** GMS-Rehearse, Evaluate and Refine - Evaluate and refine personal and ensemble performances, individually or in collaboration with others.

**Anchor Standard:** Develop and refine artistic techniques and work for presentation.

**Enduring Understanding:** To express their musical ideas, musicians analyze, evaluate, and refine their performance over time through openness to new ideas, persistence, and the application of appropriate criteria.

**Essential Question:** How do musicians improve the quality of their performance?

**Grade K**

**MU:Pr5.1.K**

STATE DEPARTMENT OF EDUCATION  
NOVEMBER 30, 2015

a. With guidance, apply personal, teacher, and peer feedback to refine performances.

b. With guidance, use suggested strategies in rehearsal to improve the expressive qualities of music.

**Grade 1**

**MU:Pr5.1.1**

a. With limited guidance, apply personal, teacher, and peer feedback to refine performances.

b. With limited guidance, use suggested strategies in rehearsal to address interpretive challenges of music.

**Grade 2**

**MU:Pr5.1.2**

a. Apply established criteria to judge the accuracy, expressiveness, and effectiveness of performances.

b. Rehearse, identify and apply strategies to address interpretive, performance, and technical challenges of music.

**Grade 3**

**MU:Pr5.1.3**

a. Apply teacher-provided and collaboratively-developed criteria and feedback to evaluate accuracy of ensemble performances.

b. Rehearse to refine technical accuracy, expressive qualities, and identified performance challenges.

**Grade 4**

**MU:Pr5.1.4**

a. Apply teacher-provided and collaboratively-developed criteria and feedback to evaluate accuracy and expressiveness of ensemble and personal performances.

b. Rehearse to refine technical accuracy and expressive qualities, and address performance challenges.

**Grade 5**

**MU:Pr5.1.5**

a. Apply teacher-provided and established criteria and feedback to evaluate the accuracy and expressiveness of ensemble and personal performances.

b. Rehearse to refine technical accuracy and expressive qualities to address challenges, and show improvement over time.

**Grade 6**

**MU:Pr5.1.6**

a. Identify and apply teacher-provided criteria (such as correct interpretation of notation, technical accuracy, originality, and interest) to rehearse, refine, and determine when a piece is ready to perform.

**Novice**

**MU:Pr5.1.7**

a. Identify and apply collaboratively-developed criteria (such as demonstrating correct interpretation of notation, technical skill of performer, originality, emotional

impact, and interest) to rehearse, refine, and determine when the music is ready to perform.

**Proficient**

**MU:Pr5.1.8**

a. Identify and apply personally-developed criteria (such as demonstrating correct interpretation of notation, technical skill of performer, originality, emotional impact, variety, and interest) to rehearse, refine, and determine when the music is ready to perform.

**General Music/Performing**

**#MU:Pr6.1**

**Process Component:** GMS-Present - Perform expressively, with appropriate interpretation and technical accuracy, and in a manner appropriate to the audience and context.

**Anchor Standard:** Convey meaning through the presentation of artistic work.

**Enduring Understanding:** Musicians judge performance based on criteria that vary across time, place, and cultures. The context and how a work is presented influence the audience response.

**Essential Question:** When is a performance judged ready to present? How do context and the manner in which musical work is presented influence audience response?

**Grade K**

**MU:Pr6.1.K**

a. With guidance, perform music with expression.

b. Perform appropriately for the audience.

**Grade 1**

**MU:Pr6.1.1**

a. With limited guidance, perform music for a specific purpose with expression.

b. Perform appropriately for the audience and purpose.

**Grade 2**

**MU:Pr6.1.2**

a. Perform music for a specific purpose with expression and technical accuracy.

b. Perform appropriately for the audience and purpose.

**Grade 3**

**MU:Pr6.1.3**

a. Perform music with expression and technical accuracy.

b. Demonstrate performance decorum and audience etiquette appropriate for the context and venue.

**Grade 4**

**MU:Pr6.1.4**

a. Perform music, alone or with others, with expression and technical accuracy, and appropriate interpretation.

b. Demonstrate performance decorum and audience etiquette appropriate for the context, venue, and genre.

**Grade 5**

**MU:Pr6.1.5**

a.Perform music, alone or with others, with expression, technical accuracy, and appropriate interpretation.

b.Demonstrate performance decorum and audience etiquette appropriate for the context, venue, genre, and style.

**Grade 6**

**MU:Pr6.1.6**

a.Perform the music with technical accuracy to convey the creator's intent.

b.Demonstrate performance decorum (such as stage presence, attire, and behavior) and audience etiquette appropriate for venue and purpose.

**Novice**

**MU:Pr6.1.7**

a.Perform the music with technical accuracy and stylistic expression to convey the creator's intent.

b.Demonstrate performance decorum (such as stage presence, attire, and behavior) and audience etiquette appropriate for venue, purpose, and context.

**Proficient**

**MU:Pr6.1.8**

a.Perform the music with technical accuracy, stylistic expression, and culturally authentic practices in music to convey the creator's intent.

b.Demonstrate performance decorum (such as stage presence, attire, and behavior) and audience etiquette appropriate for venue, purpose, context, and style.

**General Music/Responding**

**#MU:Re7.1**

**Process Component:** GMS-Select - Choose music appropriate for a specific purpose or context.

**Anchor Standard:** Perceive and analyze artistic work.

**Enduring Understanding:** Individuals' selection of musical works is influenced by their interests, experiences, understandings, and purposes.

**Essential Question:** How do individuals choose music to experience?

**Grade K**

**MU:Re7.1.K**

With guidance, list personal interests and experiences and demonstrate why they prefer some music selections over others.

**Grade 1**

**MU:Re7.1.1**

With limited guidance, identify and demonstrate how personal interests and experiences influence musical selection for specific purposes.

**Grade 2**

**MU:Re7.1.2**

Explain and demonstrate how personal interests and experiences influence musical selection for specific purposes.

**Grade 3**

**MU:Re7.1.3**

Demonstrate and describe how selected music connects to and is influenced by specific interests, experiences, or purposes.

**Grade 4**

**MU:Re7.1.4**

Demonstrate and explain how selected music connects to and is influenced by specific interests, experiences, purposes, or contexts.

**Grade 5**

**MU:Re7.1.5**

Demonstrate and explain, citing evidence, how selected music connects to and is influenced by specific interests, experiences, purposes, or contexts.

**Grade 6**

**MU:Re7.1.6**

Select or choose music to listen to and explain the connections to specific interests or experiences for a specific purpose.

**Novice**

**MU:Re7.1.7**

Select or choose contrasting music to listen to and compare the connections to specific interests or experiences for a specific purpose.

**Proficient**

**MU:Re7.1.8**

Select programs of music (such as a CD mix or live performances) and demonstrate the connections to an interest or experience for a specific purpose.

**General Music/Responding**

**#MU:Re7.2**

**Process Component:** GMS-Analyze - Analyze how the structure and context of varied musical works inform the response.

**Anchor Standard:** Perceive and analyze artistic work.

**Enduring Understanding:** Response to music is informed by analyzing context (social, cultural, and historical) and how creators and performers manipulate the elements of music.

**Essential Question:** How does understanding the structure and context of music inform a response?

**Grade K**

**MU:Re7.2.K**

With guidance, demonstrate how a specific music concept (such as beat or melodic direction) is used in music.

**Grade 1**

**MU:Re7.2.1**

With limited guidance, demonstrate and identify how specific music concepts (such as beat or pitch) are used in various styles of music for a purpose.

**Grade 2**

**MU:Re7.2.2**

Describe how specific music concepts are used to support a specific purpose in music.

**Grade 3**

**MU:Re7.2.3**

Demonstrate and describe how a response to music can be informed by the structure, the use of the elements of music, and context (such as personal and social).

**Grade 4**

**MU:Re7.2.4**

STATE DEPARTMENT OF EDUCATION  
NOVEMBER 30, 2015

Demonstrate and explain how responses to music are informed by the structure, the use of the elements of music, and context (such as social and cultural).

**Grade 5**

**MU:Re7.2.5**

Demonstrate and explain, citing evidence, how responses to music are informed by the structure, the use of the elements of music, and context (such as social, cultural, and historical).

**Grade 6**

**MU:Re7.2.6**

a. Describe how the elements of music and expressive qualities relate to the structure of the pieces

b. Identify the context of music from a variety of genres, cultures, and historical periods.

**Novice**

**MU:Re7.2.7**

a. Classify and explain how the elements of music and expressive qualities relate to the structure of contrasting pieces.

b. Identify and compare the context of music from a variety of genres, cultures, and historical periods.

**Proficient**

**MU:Re7.2.8**

a. Compare how the elements of music and expressive qualities relate to the structure within programs of music.

b. Identify and compare the context of programs of music from a variety of genres, cultures, and historical periods.

**General Music/Responding**

**#MU:Re8.1**

**Process Component:** GMS-Interpret - Support interpretations of musical works that reflect creators'/performers' expressive intent.

**Anchor Standard:** Interpret intent and meaning in artistic work.

**Enduring Understanding:** Through their use of elements and structures of music, creators and performers provide clues to their expressive intent.

**Essential Question:** How do we discern the musical creators' and performers' expressive intent?

**Grade K**

**MU:Re8.1.K**

With guidance, demonstrate awareness of expressive qualities (such as dynamics and tempo) that reflect creators'/performers' expressive intent.

**Grade 1**

**MU:Re8.1.1**

With limited guidance, demonstrate and identify expressive qualities (such as dynamics and tempo) that reflect creators'/performers' expressive intent.

**Grade 2**

**MU:Re8.1.2**

Demonstrate knowledge of music concepts and how they support creators'/performers' expressive intent.

**Grade 3**

STATE DEPARTMENT OF EDUCATION  
NOVEMBER 30, 2015

**MU:Re8.1.3**

Demonstrate and describe how the expressive qualities (such as dynamics and tempo) are used in performers' interpretations to reflect expressive intent.

**Grade 4**

**MU:Re8.1.4**

Demonstrate and explain how the expressive qualities (such as dynamics, tempo, and timbre) are used in performers' and personal interpretations to reflect expressive intent

**Grade 5**

**MU:Re8.1.5**

Demonstrate and explain how the expressive qualities (such as dynamics, tempo, timbre, and articulation) are used in performers' and personal interpretations to reflect expressive intent

**Grade 6**

**MU:Re8.1.6**

Describe a personal interpretation of how creators' and performers' application of the elements of music and expressive qualities, within genres and cultural and historical context, convey expressive intent.

**Novice**

**MU:Re8.1.7**

Describe a personal interpretation of contrasting works and explain how creators' and performers' application of the elements of music and expressive qualities, within genres, cultures, and historical periods, convey expressive intent

**Proficient**

**MU:Re8.1.8**

Support personal interpretation of contrasting programs of music and explain how creators' or performers' apply the elements of music and expressive qualities, within genres, cultures, and historical periods to convey expressive intent.

**General Music/Responding**

**#MU:Re9.1**

**Process Component:** GMS-Evaluate - Support evaluations of musical works and performances based on analysis, interpretation, and established criteria.

**Anchor Standard:** Apply criteria to evaluate artistic work.

**Enduring Understanding:** The personal evaluation of musical work(s) and performance(s) is informed by analysis, interpretation, and established criteria.

**Essential Question:** How do we judge the quality of musical work(s) and performance(s)?

**Grade K**

**MU:Re9.1.K**

With guidance, apply personal and expressive preferences in the evaluation of music.

**Grade 1**

**MU:Re9.1.1**

With limited guidance, apply personal and expressive preferences in the evaluation of music for specific purposes.

**Grade 2**

**MU:Re9.1.2**

Apply personal and expressive preferences in the evaluation of music for specific purposes.

**Grade 3**

STATE DEPARTMENT OF EDUCATION  
NOVEMBER 30, 2015

**MU:Re9.1.3**

Evaluate musical works and performances, applying established criteria, and describe appropriateness to the context.

**Grade 4**

**MU:Re9.1.4**

Evaluate musical works and performances, applying established criteria, and explain appropriateness to the context.

**Grade 5**

**MU:Re9.1.5**

Evaluate musical works and performances, applying established criteria, and explain appropriateness to the context, citing evidence from the elements of music.

**Grade 6**

**MU:Re9.1.6**

Apply teacher-provided criteria to evaluate musical works or performances.

**Novice**

**MU:Re9.1.7**

Select from teacher-provided criteria to evaluate musical works or performances.

**Proficient**

**MU:Re9.1.8**

Apply appropriate personally-developed criteria to evaluate musical works or performances.

**General Music/Connecting**

**#MU:Cn10.0**

**Process Component:** GMS-Connect #10- Synthesize and relate knowledge and personal experiences to make music.

**Anchor Standard:** Synthesize and relate knowledge and personal experiences to make art.

**Enduring Understanding:** Musicians connect their personal interests, experiences, ideas, and knowledge to creating, performing, and responding.

**Essential Question:** How do musicians make meaningful connections to creating, performing, and responding?

**Grade K**

**MU:Cn10.0.K**

Demonstrate how interests, knowledge, and skills relate to personal choices and intent when creating, performing, and responding to music

**Grade 1**

**MU:Cn10.0.1**

Demonstrate how interests, knowledge, and skills relate to personal choices and intent when creating, performing, and responding to music.

**Grade 2**

**MU:Cn10.0.2**

Demonstrate how interests, knowledge, and skills relate to personal choices and intent when creating, performing, and responding to music.

**Grade 3**

**MU:Cn10.0.3**



STATE DEPARTMENT OF EDUCATION  
NOVEMBER 30, 2015

Demonstrate how interests, knowledge, and skills relate to personal choices and intent when creating, performing, and responding to music.

**Grade 4**

**MU:Cn10.0.4**

Demonstrate how interests, knowledge, and skills relate to personal choices and intent when creating, performing, and responding to music.

**Grade 5**

**MU:Cn10.0.5**

Demonstrate how interests, knowledge, and skills relate to personal choices and intent when creating, performing, and responding to music.

**Grade 6**

**MU:Cn10.0.6**

Demonstrate how interests, knowledge, and skills relate to personal choices and intent when creating, performing, and responding to music.

**Novice**

**MU:Cn10.0.7**

Demonstrate how interests, knowledge, and skills relate to personal choices and intent when creating, performing, and responding to music

**Proficient**

**MU:Cn10.0.8**

Demonstrate how interests, knowledge, and skills relate to personal choices and intent when creating, performing, and responding to music.

**General Music/Connecting**

**#MU:Cn11.0**

**Process Component:** GMS-Connect #11- Relate musical ideas and works with varied context to deepen understanding.

**Anchor Standard:** Relate artistic ideas and works with societal, cultural and historical context to deepen understanding.

**Enduring Understanding:** Understanding connections to varied contexts and daily life enhances musicians' creating, performing, and responding.

**Essential Question:** How do the other arts, other disciplines, contexts, and daily life inform creating, performing, and responding to music?

**Grade K**

**MU:Cn11.0.K**

Demonstrate understanding of relationships between music and the other arts, other disciplines, varied contexts, and daily life.

**Grade 1**

**MU:Cn11.0.1**

Demonstrate understanding of relationships between music and the other arts, other disciplines, varied contexts, and daily life.

**Grade 2**

**MU:Cn11.0.2**

Demonstrate understanding of relationships between music and the other arts, other disciplines, varied contexts, and daily life.

**Grade 3**

**MU:Cn11.0.3**

Demonstrate understanding of relationships between music and the other arts, other disciplines, varied contexts, and daily life.

**Grade 4**

**MU:Cn11.0.4**

Demonstrate understanding of relationships between music and the other arts, other disciplines, varied contexts, and daily life.

**Grade 5**

**MU:Cn11.0.5**

Demonstrate understanding of relationships between music and the other arts, other disciplines, varied contexts, and daily life.

**Grade 6**

**MU:Cn11.0.6**

Demonstrate understanding of relationships between music and the other arts, other disciplines, varied contexts, and daily life.

**Novice**

**MU:Cn11.0.7**

Demonstrate understanding of relationships between music and the other arts, other disciplines, varied contexts, and daily life.

**Proficient**

**MU:Cn11.0.8**

Demonstrate understanding of relationships between music and the other arts, other disciplines, varied contexts, and daily life.

**General Music Theory Composition/Responding**

**#MU:Re7.2.C**

**Process Component:** GMS-Analyze - Analyze how the structure and context of varied musical works inform the response.

**Anchor Standard:** Perceive and analyze artistic work.

**Enduring Understanding:** Response to music is informed by analyzing context (social, cultural, and historical) and how creators and performers manipulate the elements of music.

**Essential Question:** How does understanding the structure and context of music inform a response?

**Grade K**

**MU:Re7.2.C.K**

With guidance, demonstrate how a specific music concept (such as beat or melodic direction) is used in music.

**Grade 1**

**MU:Re7.2.C.1**

With limited guidance, demonstrate and identify how specific music concepts (such as beat or pitch) are used in various styles of music for a purpose.

**Grade 2**

**MU:Re7.2.C.2**

Describe how specific music concepts are used to support a specific purpose in music.

**Grade 3**

**MU:Re7.2.C.3**

Demonstrate and describe how a response to music can be informed by the structure, the use of the elements of music, and context (such as personal and social).

**Grade 4**

**MU:Re7.2.C.4**

Demonstrate and explain how responses to music are informed by the structure, the use of the elements of music, and context (such as social and cultural).

**Grade 5**

**MU:Re7.2.C.5**

Demonstrate and explain, citing evidence, how responses to music are informed by the structure, the use of the elements of music, and context (such as social, cultural, and historical).

**Grade 6**

**MU:Re7.2.C.6**

a. Describe how the elements of music and expressive qualities relate to the structure of the pieces

b. Identify the context of music from a variety of genres, cultures, and historical periods.

**Novice**

**MU:Re7.2.C.7**

a. Classify and explain how the elements of music and expressive qualities relate to the structure of contrasting pieces.

b. Identify and compare the context of music from a variety of genres, cultures, and historical periods.

**Proficient**

**MU:Re7.2.C.8**

a. Compare how the elements of music and expressive qualities relate to the structure within programs of music.

b. Identify and compare the context of programs of music from a variety of genres, cultures, and historical periods.

**General Music Harmonizing Instruments/Performing (ie. Keyboard/Guitar)**

**#MU:Pr4.2.H**

**Process Component:** GMS-Analyze - Analyze the structure and context of varied musical works and their implications for performance

**Anchor Standard:** Select, analyze and interpret artistic work for presentation.

**Enduring Understanding:** Analyzing creators' context and how they manipulate elements of music provides insight into their intent and informs performance.

**Essential Question:** How does understanding the structure and context of musical works inform performance?

**Grade K**

**MU:Pr4.2.H.K**

a. With guidance, explore and demonstrate awareness of music contrasts (such as high/low, loud/soft, same/different) in a variety of music selected for performance.

**Grade 1**

**MU:Pr4.2.H.1**

a. With limited guidance, demonstrate knowledge of music concepts (such as beat and melodic contour) in music from a variety of cultures selected for performance.

b. When analyzing selected music, read and perform rhythmic patterns using iconic or standard notation.

**Grade 2**

**MU:Pr4.2.H.2**

STATE DEPARTMENT OF EDUCATION  
NOVEMBER 30, 2015

a.Demonstrate knowledge of music concepts (such as tonality and meter) in music from a variety of cultures selected for performance.

b.When analyzing selected music, read and perform rhythmic and melodic patterns using iconic or standard notation.

**Grade 3**

**MU:Pr4.2.H.3**

a.Demonstrate understanding of the structure in music selected for performance.

b.When analyzing selected music, read and perform rhythmic patterns and melodic phrases using iconic and standard notation.

c. Describe how context (such as personal and social) can inform a performance.

**Grade 4**

**MU:Pr4.2.H.4**

a.Demonstrate understanding of the structure and the elements of music (such as rhythm, pitch, and form) in music selected for performance.

b. When analyzing selected music, read and perform using iconic and/or standard notation.

c.Explain how context (such as social and cultural) informs a performance.

**Grade 5**

**MU:Pr4.2.H.5**

a.Demonstrate understanding of the structure and the elements of music (such as rhythm, pitch, form, and harmony) in music selected for performance.

b.When analyzing selected music, read and perform using standard notation.

c.Explain how context (such as social, cultural, and historical) informs performances.

**Grade 6**

**MU:Pr4.2.H.6**

a.Explain how understanding the structure and the elements of music are used in music selected for performance.

b.When analyzing selected music, read and identify by name or function standard symbols for rhythm, pitch, articulation, and dynamics.

c.Identify how cultural and historical context inform performances.

**Grade 7**

**MU:Pr4.2.H.7**

a.Explain and demonstrate the structure of contrasting pieces of music selected for performance and how elements of music are used.

b. When analyzing selected music, read and identify by name or function standard symbols for rhythm, pitch articulation, dynamics, tempo, and form.

c.Identify how cultural and historical context inform performances and result in different music interpretations.

**Grade 8**

**MU:Pr4.2.H.8**

a. Compare the structure of contrasting pieces of music selected for performance, explaining how the elements of music are used in each.

b. When analyzing selected music, sight-read in treble or bass clef simple rhythmic, melodic, and/or harmonic notation.

c. Identify how cultural and historical context inform performances and result in different musical effects.

**General Music Theory Composition/Responding**

**#MU:Re7.2.C**

**Process Component:** GMS-Analyze - Analyze how the structure and context of varied musical works inform the response.

**Anchor Standard:** Perceive and analyze artistic work.

**Enduring Understanding:** Response to music is informed by analyzing context (social, cultural, and historical) and how creators and performers manipulate the elements of music.

**Essential Question:** How does understanding the structure and context of music inform a response?

**Grade K**

**MU:Re7.2.C.K**

With guidance, demonstrate how a specific music concept (such as beat or melodic direction) is used in music.

**Grade 1**

**MU:Re7.2.C.1**

With limited guidance, demonstrate and identify how specific music concepts (such as beat or pitch) are used in various styles of music for a purpose.

**Grade 2**

**MU:Re7.2.C.2**

Describe how specific music concepts are used to support a specific purpose in music.

**Grade 3**

**MU:Re7.2.C.3**

Demonstrate and describe how a response to music can be informed by the structure, the use of the elements of music, and context (such as personal and social).

**Grade 4**

**MU:Re7.2.C.4**

Demonstrate and explain how responses to music are informed by the structure, the use of the elements of music, and context (such as social and cultural).

**Grade 5**

**MU:Re7.2.C.5**

Demonstrate and explain, citing evidence, how responses to music are informed by the structure, the use of the elements of music, and context (such as social, cultural, and historical).

**Grade 6**

**MU:Re7.2.C.6**

a. Describe how the elements of music and expressive qualities relate to the structure of the pieces

b. Identify the context of music from a variety of genres, cultures, and historical periods.

**Novice**

**MU:Re7.2.C.7**

a. Classify and explain how the elements of music and expressive qualities relate to the structure of contrasting pieces.

b. Identify and compare the context of music from a variety of genres, cultures, and historical periods.

**Proficient**

**MU:Re7.2.C.8**

a. Compare how the elements of music and expressive qualities relate to the structure within programs of music.

b. Identify and compare the context of programs of music from a variety of genres, cultures, and historical periods.

## Idaho Fine Arts Standards – Music

### Harmonizing Instruments

#### Music Harmonizing Instruments/Creating

##### #MU:Cr1.1

**Process Component:** MHI-Imagine- Generate musical ideas for various purposes and contexts.

**Anchor Standard:** Generate and conceptualize artistic ideas and work.

**Enduring Understanding:** The creative ideas, concepts, and feelings that influence musicians' work emerge from a variety of sources.

**Essential Question:** How do musicians generate creative ideas?

##### Grade Novice

##### MU:Cr1.1. Novice

Generate melodic, rhythmic, and harmonic ideas for simple melodies (such as two-phrase) and chordal accompaniments for given melodies.

##### Grade Intermediate

##### MU:Cr1.1. Intermediate

Generate melodic, rhythmic, and harmonic ideas for melodies (created over specified chord progressions or AB/ABA forms) and two-to-three-chord accompaniments for given melodies.

##### Grade Proficient

##### MU:Cr1.1. I

Generate melodic, rhythmic, and harmonic ideas for improvisations, compositions (forms such as theme and variation or 12-bar blues), and three-or-more-chord accompaniments in a variety of patterns (such as arpeggio, country and gallop strumming, finger picking patterns).

##### Grade Advanced

##### MU:Cr1.1. III

Generate melodic, rhythmic, and harmonic ideas for a collection of compositions (representing a variety of forms and styles), improvisations in several different styles, and stylistically appropriate harmonizations for given melodies.

#### Music Harmonizing Instruments/Creating

##### #MU:Cr2.1.H

**Process Component:** MHI-Plan and Make - Select and develop musical ideas for defined purposes and contexts.

**Anchor Standard:** Organize and develop artistic ideas and work.

**Enduring Understanding:** Musicians' creative choices are influenced by their expertise, context, and expressive intent.

**Essential Question:** How do musicians make creative decisions?

##### Grade Novice

##### MU:Cr2.1.H. Novice

a. Select, develop, and use standard notation or audio/video recording to document melodic, rhythmic, and harmonic ideas for drafts of simple melodies (such as two-phrase) and chordal accompaniments for given melodies.

##### Grade Intermediate

##### MU:Cr2.1.H. Intermediate

Select, develop, and use standard notation and audio/video recording to document melodic, rhythmic, and harmonic ideas for drafts of melodies (created over specified chord progressions or AB/ABA forms) and two-to-three-chord accompaniments for given melodies.

**Grade Proficient**

**MU:Cr2.1.H. I**

Select, develop, and use standard notation and audio/video recording to document melodic, rhythmic, and harmonic ideas for drafts of improvisations, compositions (forms such as theme and variation or 12-bar blues), and three-or-more-chord accompaniments in a variety of patterns (such as arpeggio, country and gallop strumming, finger picking patterns).

**Grade Advanced**

**MU:Cr2.1.H. III**

Select, develop, and use standard notation and audio/video recording to document melodic, rhythmic, and harmonic ideas for drafts of compositions (representing a variety of forms and styles), improvisations in several different styles, and stylistically appropriate harmonizations for given melodies.

**Music Harmonizing Instruments/Creating**

**#MU:Cr3.1.H**

**Process Component:** MHI-Evaluate and Refine - Evaluate and refine selected musical ideas to create musical work that meets appropriate criteria.

**Anchor Standard:** Refine and complete artistic work.

**Enduring Understanding:** Musicians evaluate and refine their work through openness to new ideas, persistence, and the application of appropriate criteria.

**Essential Question:** How do musicians improve the quality of their creative work?

**Grade Novice**

**MU:Cr3.1.H. Novice**

Apply teacher-provided criteria to critique, improve, and refine drafts of simple melodies (such as two-phrase) and chordal accompaniments for given melodies.

**Grade Intermediate**

**MU:Cr3.1.H. Intermediate**

Apply teacher-provided criteria to critique, improve, and refine drafts of melodies (created over specified chord progressions or AB/ABA forms) and two-to-three-chord accompaniments for given melodies.

**Grade Proficient**

**MU:Cr3.1.H. I**

Identify, describe, and apply teacher-provided criteria to assess and refine the technical and expressive aspects of evolving drafts leading to final versions.

**Grade Advanced**

**MU:Cr3.1.H. III**

Research, identify, explain, and apply personally-developed criteria to assess and refine the technical and expressive aspects of evolving drafts leading to final versions.

**Music Harmonizing Instruments/Creating**

**#MU:Cr3.2.H**

**Process Component:** MHI-Present - Perform expressively, with appropriate interpretation and technical accuracy, and in a manner appropriate to the audience and context.

**Anchor Standard:** Refine and complete artistic work.

**Enduring Understanding:** Musicians' presentation of creative work is the culmination of a process of creation and communication.

**Essential Question:** When is creative work ready to share?

**Grade Novice**

**MU:Cr3.2.H. Novice**



a. Perform with expression and technical accuracy in individual performances of a varied repertoire of music that includes melodies, repertoire pieces, and chordal accompaniments, demonstrating understanding of the audience and the context.

**Grade Intermediate**

**MU:Cr3.2.H. Intermediate**

a. Perform with expression and technical accuracy in individual performances of a varied repertoire of music that includes melodies, repertoire pieces, and chordal accompaniments, demonstrating sensitivity to the audience and an understanding of the context (social, cultural, or historical).

**Grade Proficient**

**MU:Cr3.2.H. I**

a. Perform with expression and technical accuracy, in individual and small group performances, a varied repertoire of music that includes melodies, repertoire pieces, improvisations, and chordal accompaniments in a variety of patterns (such as arpeggio, country and gallop strumming, finger picking patterns), demonstrating sensitivity to the audience and an understanding of the context (social, cultural, or historical).

**Grade Advanced**

**MU:Cr3.2.H. III**

a. Perform with expression and technical accuracy, in individual and small group performances, a varied repertoire for programs of music that includes melodies, repertoire pieces, stylistically appropriate accompaniments, and improvisations in a variety of contrasting styles, demonstrating sensitivity to the audience and an understanding of the context (social, cultural, and historical).

**Music Harmonizing Instruments/Performing**

**#MU:Pr4.1.H**

**Process Component:** MHI-Select- Select varied musical works to present based on interest, knowledge, technical skill, and context.

**Anchor Standard:** Select, analyze and interpret artistic work for presentation.

**Enduring Understanding:** Performers' interest in and knowledge of musical work(s), understanding of their own technical skill, and the context for a performance influence the selection of repertoire.

**Essential Question:** How do performers select repertoire?

**Grade Novice**

**MU:Pr4.1.H. Novice**

a. Describe and demonstrate how a varied repertoire of music that includes melodies, repertoire pieces, and chordal accompaniments is selected, based on personal interest, music reading skills, and technical skill, as well as the context of the performances.

**Grade Intermediate**

**MU:Pr4.1.H. Intermediate**

a. Describe and demonstrate how a varied repertoire of music that includes melodies, repertoire pieces, and chordal accompaniments is selected, based on personal interest, music reading skills, and technical skill (citing technical challenges that need to be addressed), as well as the context of the performances.

**Grade Proficient**

**MU:Pr4.1.H. I**

a. Explain the criteria used when selecting a varied repertoire of music for individual or small group performances that include melodies, repertoire pieces, improvisations, and chordal

accompaniments in a variety of patterns (such as arpeggio, country and gallop strumming, finger picking patterns).

**Grade Advanced**

**MU:Pr4.1.H. III**

a. Develop and apply criteria for selecting a varied repertoire for a program of music for individual and small group performances that include melodies, repertoire pieces, stylistically appropriate accompaniments, and improvisations in a variety of contrasting styles.

**Music Harmonizing Instruments/Performing**

**#MU:Pr4.2.H**

**Process Component:** GMS-Analyze - Analyze the structure and context of varied musical works and their implications for performance

**Anchor Standard:** Select, analyze and interpret artistic work for presentation.

**Enduring Understanding:** Analyzing creators' context and how they manipulate elements of music provides insight into their intent and informs performance.

**Essential Question:** How does understanding the structure and context of musical works inform performance?

**Grade Novice**

**MU:Pr4.2.H.7**

a. Explain and demonstrate the structure of contrasting pieces of music selected for performance and how elements of music are used.

b. When analyzing selected music, read and identify by name or function standard symbols for rhythm, pitch articulation, dynamics, tempo, and form.

c. Identify how cultural and historical context inform performances and result in different music interpretations.

**Grade Proficient**

**MU:Pr4.2.H.8**

a. Compare the structure of contrasting pieces of music selected for performance, explaining how the elements of music are used in each.

b. When analyzing selected music, sight-read in treble or bass clef simple rhythmic, melodic, and/or harmonic notation.

c. Identify how cultural and historical context inform performances and result in different musical effects.

**Music Harmonizing Instruments/Performing**

**#MU:Pr4.3.H**

**Process Component:** MHI-Interpret - Develop personal interpretations that consider creators' intent.

**Anchor Standard:** Select, analyze and interpret work for presentation.

**Enduring Understanding:** Performers make interpretive decisions based on their understanding of context and expressive intent.

**Essential Question:** How do performers interpret musical works?

**Grade Novice**

**MU:Pr4.3.H. Novice**

Identify prominent melodic and harmonic characteristics in a varied repertoire of music that includes melodies, repertoire pieces, and chordal accompaniments selected for performance, including at least some based on reading standard notation.

**Grade Intermediate**

**MU:Pr4.3.H. Intermediate**

Identify prominent melodic, harmonic, and structural characteristics and context (social, cultural, or historical) in a varied repertoire of music that includes melodies, repertoire pieces, and chordal accompaniments selected for performance, including at least some based on reading standard notation.

**Grade Proficient**

**MU:Pr4.3.H. I**

Identify and describe important theoretical and structural characteristics and context (social, cultural, or historical) in a varied repertoire of music that includes melodies, repertoire pieces, improvisations, and chordal accompaniments in a variety of patterns (such as arpeggio, country and gallop strumming, finger picking patterns).

**Grade Advanced**

**MU:Pr4.3.H. III**

Identify and describe important theoretical and structural characteristics and context (social, cultural, and historical) in a varied repertoire of music selected for performance programs that includes melodies, repertoire pieces, stylistically appropriate accompaniments, and improvisations in a variety of contrasting styles.

**Music Harmonizing Instruments/Performing**

**#MU:Pr5.1.H**

**Process Component:** MHI-Rehearse, Evaluate and Refine - Evaluate and refine personal and ensemble performances, individually or in collaboration with others.

**Anchor Standard:** Develop and refine artistic techniques and work for presentation.

**Enduring Understanding:** To express their musical ideas, musicians analyze, evaluate, and refine their performance over time through openness to new ideas, persistence, and the application of appropriate criteria.

**Essential Question:** How do musicians improve the quality of their performance?

**Grade Novice**

**MU:Pr5.1.H. Novice**

a. Apply teacher-provided criteria to critique individual performances of a varied repertoire of music that includes melodies, repertoire pieces, and chordal accompaniments selected for performance, and apply practice strategies to address performance challenges and refine the performances.

**Grade Intermediate**

**MU:Pr5.1.H. Intermediate**

a. Apply teacher-provided criteria to critique individual performances of a varied repertoire of music that includes melodies, repertoire pieces, and chordal accompaniments selected for performance, and identify practice strategies to address performance challenges and refine the performances.

**Grade Proficient**

**MU:Pr5.1.H. I**

a. Develop and apply criteria to critique individual and small group performances of a varied repertoire of music that includes melodies, repertoire pieces, improvisations, and chordal accompaniments in a variety of patterns (such as arpeggio, country and gallop strumming, finger picking patterns), and create rehearsal strategies to address performance challenges and refine the performances.

**Grade Advanced**

**MU:Pr5.1.H. III**

a. Develop and apply criteria, including feedback from multiple sources, to critique varied programs of music repertoire (melodies, repertoire pieces, stylistically appropriate accompaniments, improvisations in a variety of contrasting styles) selected for individual and small group performance, and create rehearsal strategies to address performance challenges and refine the performances.

**Music Harmonizing Instruments/Performing**

**#MU:Pr6.1.H**

**Process Component:** MHI-Present - Perform expressively, with appropriate interpretation and technical accuracy, and in a manner appropriate to the audience and context.

**Anchor Standard:** Convey meaning through the presentation of artistic work.

**Enduring Understanding:** Musicians judge performance based on criteria that vary across time, place, and cultures. The context and how a work is presented influence the audience response.

**Essential Question:** When is a performance judged ready to present? How do context and the manner in which musical work is presented influence audience response?

**Grade Novice**

**MU:Pr6.1.H. Novice**

a. Perform with expression and technical accuracy in individual performances of a varied repertoire of music that includes melodies, repertoire pieces, and chordal accompaniments, demonstrating understanding of the audience and the context.

**Grade Intermediate**

**MU:Pr6.1.H. Intermediate**

a. Perform with expression and technical accuracy in individual performances of a varied repertoire of music that includes melodies, repertoire pieces, and chordal accompaniments, demonstrating sensitivity to the audience and an understanding of the context (social, cultural, or historical).

**Grade Proficient**

**MU:Pr6.1.H. I**

a. Perform with expression and technical accuracy, in individual and small group performances, a varied repertoire of music that includes melodies, repertoire pieces, improvisations, and chordal accompaniments in a variety of patterns (such as arpeggio, country and gallop strumming, finger picking patterns), demonstrating sensitivity to the audience and an understanding of the context (social, cultural, or historical).

**Grade Advanced**

**MU:Pr6.1.H. III**

a. Perform with expression and technical accuracy, in individual and small group performances, a varied repertoire for programs of music that includes melodies, repertoire pieces, stylistically appropriate accompaniments, and improvisations in a variety of contrasting styles, demonstrating sensitivity to the audience and an understanding of the context (social, cultural, and historical).

**Music Harmonizing Instruments/Responding**

**#MU:Re7.1.H**

**Process Component:** MHI-Select- Choose music appropriate for a specific purpose or context.

**Anchor Standard:** Perceive and analyze artistic work.

**Enduring Understanding:** Individuals' selection of musical works is influenced by their interests, experiences, understandings, and purposes.

**Essential Question:** How do individuals choose music to experience?

**Grade Novice**

**MU:Re7.1.H. Novice**

a. Demonstrate and describe reasons for selecting music, based on characteristics found in the music and connections to interest, purpose, or personal experience.

**Grade Intermediate**

**MU:Re7.1.H. Intermediate**

a. Explain reasons for selecting music citing characteristics found in the music and connections to interest, purpose, and context.

**Grade Proficient**

**MU:Re7.1.H. I**

a. Apply criteria to select music for specified purposes, supporting choices by citing characteristics found in the music and connections to interest, purpose, and context.

**Grade Advanced**

**MU:Re7.1.H. III**

a. Select, describe, and compare a variety of individual and small group musical programs from varied cultures, genres, and historical periods.

**Music Harmonizing Instruments/Responding**

**#MU:Re7.2.H**

**Process Component:** MHI-Analyze - Analyze how the structure and context of varied musical works inform the response.

**Anchor Standard:** Perceive and analyze artistic work.

**Enduring Understanding:** Response to music is informed by analyzing context (social, cultural, and historical) and how creators and performers manipulate the elements of music.

**Essential Question:** How does understanding the structure and context of music inform a response?

**Grade Novice**

**MU:Re7.2.H. Novice**

a. Demonstrate and explain, citing evidence, the use of repetition, similarities and contrasts in musical selections and how these and knowledge of the context (social or cultural) inform the response.

**Grade Intermediate**

**MU:Re7.2.H. Intermediate**

a. Describe how the way that the elements of music are manipulated and knowledge of the context (social and cultural) inform the response.

**Grade Proficient**

**MU:Re7.2.H. I**

a. Compare passages in musical selections and explain how the elements of music and context (social, cultural, or historical) inform the response.

**Grade Advanced**

**MU:Re7.2.H. III**

a. Demonstrate and justify how the structural characteristics function within a variety of musical selections, and distinguish how context (social, cultural, and historical) and creative decisions inform the response.

**Music Harmonizing Instruments/Responding**

**#MU:Re8.1.H**

**Process Component:** MHI-Interpret - Support interpretations of musical works that reflect creators'/performers' expressive intent.

**Anchor Standard:** Interpret intent and meaning in artistic work.

**Enduring Understanding:** Through their use of elements and structures of music, creators and performers provide clues to their expressive intent.

Essential Question: How do we discern the musical creators' and performers' expressive intent?

Grade Novice

MU:Re8.1.H. Novice

a. Identify interpretations of the expressive intent and meaning of musical selections, referring to the elements of music, context (personal or social), and (when appropriate) the setting of the text.

Grade Intermediate

MU:Re8.1.H. Intermediate

a. Identify and support interpretations of the expressive intent and meaning of musical selections, citing as evidence the treatment of the elements of music, context, and (when appropriate) the setting of the text.

Grade Proficient

MU:Re8.1.H. I

a. Explain and support interpretations of the expressive intent and meaning of musical selections, citing as evidence the treatment of the elements of music, context (personal, social, and cultural), and (when appropriate) the setting of the text, and outside sources.

Grade Advanced

MU:Re8.1.H. III

a. Establish and justify interpretations of the expressive intent and meaning of musical selections by comparing and synthesizing varied researched sources, including reference to examples from other art forms.

Music Harmonizing Instruments/Responding

#MU:Re9.1.H

Process Component: MHI-Evaluate - Support their personal evaluations of musical work(s) and performance(s) based on analysis, interpretation, and established criteria.

Anchor Standard: Apply criteria to evaluate artistic work.

Enduring Understanding: The personal evaluation of musical work(s) and performance(s) is informed by analysis, interpretation, and established criteria.

Essential Question: How do we judge the quality of musical work(s) and performance(s)?

Grade Novice

MU:Re9.1.H. Novice

a. Identify and describe how interest, experiences, and contexts (personal or social) effect the evaluation of music.

Grade Intermediate

MU:Re9.1.H. Intermediate

a. Explain the influence of experiences and contexts (personal, social, or cultural) on interest in and the evaluation of a varied repertoire of music.

Grade Proficient

MU:Re9.1.H. I

a. Develop and apply teacher-provided and established criteria based on personal preference, analysis, and context (personal, social, and cultural) to evaluate individual and small group musical selections for listening.

Grade Advanced

MU:Re9.1.H. III

a. Develop and justify evaluations of a variety of individual and small group musical selections for listening based on personally-developed and established criteria, personal decision making, and knowledge and understanding of context.

**Music Harmonizing Instruments/Connecting**

**#MU:Cn10.0.H**

**Process Component:** MHI-Connect #10- Synthesize and relate knowledge and personal experiences to make music.

**Anchor Standard:** Synthesize and relate knowledge and personal experiences to make art.

**Enduring Understanding:** Musicians connect their personal interests, experiences, ideas, and knowledge to creating, performing, and responding.

**Essential Question:** How do musicians make meaningful connections to creating, performing, and responding?

**Grade Novice**

**MU:Cn10.0.H. Novice**

Demonstrate how interests, knowledge and skills relate to personal choices and intent when creating, performing, and responding to music.

**Grade Intermediate**

**MU:Cn10.0.H. Intermediate**

Demonstrate how interests, knowledge and skills relate to personal choices and intent when creating, performing, and responding to music.

**Grade Proficient**

**MU:Cn10.0.H. I**

Demonstrate how interests, knowledge and skills relate to personal choices and intent when creating, performing, and responding to music.

**Grade Advanced**

**MU:Cn10.0.H. III**

Demonstrate how interests, knowledge and skills relate to personal choices and intent when creating, performing, and responding to music.

**Music Harmonizing Instruments/Connecting**

**#MU:Cn11.0.H**

**Process Component:** MHI-Connect #11- Relate musical ideas and works to varied contexts and daily life to deepen understanding.

**Anchor Standard:** Relate artistic ideas and works with societal, cultural and historical context to deepen understanding.

**Enduring Understanding:** Understanding connections to varied contexts and daily life enhances musicians' creating, performing, and responding.

**Essential Question:** How do the other arts, other disciplines, contexts and daily life inform creating, performing, and responding to music?

**Grade Novice**

**MU:Cn11.0.H. Novice**

Demonstrate understanding of relationships between music and the other arts, other disciplines, varied contexts and daily life.

**Grade Intermediate**

**MU:Cn11.0.H. Intermediate**

Demonstrate understanding of relationships between music and the other arts, other disciplines, varied contexts and daily life.

**Grade Proficient**

**MU:Cn11.0.H. I**

Demonstrate understanding of relationships between music and the other arts, other disciplines, varied contexts and daily life.

**Grade Advanced**

**MU:Cn11.0.H. III**

Demonstrate understanding of relationships between music and the other arts, other disciplines, varied contexts and daily life.

## Idaho Fine Arts Standards – Music Technology

**Music Technology/Creating**

**#MU:Cr1.1.T**

**Process Component:** MTS-Imagine - Generate musical ideas for various purposes and contexts.

**Anchor Standard:** Generate and conceptualize artistic ideas and works.

**Enduring Understanding:** The creative ideas, concepts, and feelings that influence musicians' work emerge from a variety of sources.

**Essential Question:** How do musicians generate creative ideas?

**Grade Hs proficient**

**MU:Cr1.1.T.HSI**

Generate melodic, rhythmic, and harmonic ideas for compositions or improvisations using digital tools.

**Grade Hs accomplished**

**MU:Cr1.1.T.HSII**

Generate melodic, rhythmic, and harmonic ideas for compositions and improvisations using digital tools and resources.

**Grade Hs advanced**

**MU:Cr1.1.T.HSIII**

Generate melodic, rhythmic, and harmonic ideas for compositions and improvisations that incorporate digital tools, resources, and systems.

**Music Technology/Creating**

**#MU:Cr2.1.T**

**Process Component:** MTS-Plan and Make - Select and develop musical ideas for defined purposes and contexts.

**Anchor Standard:** Organize and develop artistic ideas and work.

**Enduring Understanding:** Musicians' creative choices are influenced by their expertise, context, and expressive intent.

**Essential Question:** How do musicians make creative decisions?

**Grade Hs proficient**

**MU:Cr2.1.T.HSI**

Select melodic, rhythmic, and harmonic ideas to develop into a larger work using digital tools and resources.

**Grade Hs accomplished**

**MU:Cr2.1.T.HSII**

Select melodic, rhythmic, and harmonic ideas to develop into a larger work that exhibits unity and variety using digital and analog tools.

**Grade Hs advanced**

**MU:Cr2.1.T.HSIII**



STATE DEPARTMENT OF EDUCATION  
NOVEMBER 30, 2015

Select, develop, and organize multiple melodic, rhythmic and harmonic ideas to develop into a larger work that exhibits unity, variety, complexity, and coherence using digital and analog tools, resources, and systems.

**Music Technology/Creating**

**#MU:Cr3.1.T**

**Process Component:** MTS-Evaluate and Refine - Evaluate and refine selected musical ideas to create musical work that meets appropriate criteria.

**Anchor Standard:** Refine and complete artistic work.

**Enduring Understanding:** Musicians evaluate and refine their work through openness to new ideas, persistence, and the application of appropriate criteria.

**Essential Question:** How do musicians improve the quality of their creative work?

**Grade Hs proficient**

**MU:Cr3.1.T.HSI**

Drawing on feedback from teachers and peers, develop and implement strategies to improve and refine the technical and expressive aspects of draft compositions and improvisations.

**Grade Hs accomplished**

**MU:Cr3.1.T.HSII**

Develop and implement varied strategies to improve and refine the technical and expressive aspects of draft compositions and improvisations.

**Grade Hs advanced**

**MU:Cr3.1.T.HSIII**

Develop and implement varied strategies and apply appropriate criteria to improve and refine the technical and expressive aspects of draft compositions and improvisations.

**Music Technology/Creating**

**#MU:Cr3.2.T**

**Process Component:** MTS-Present - Share creative musical work that conveys intent, demonstrates craftsmanship, and exhibits originality.

**Anchor Standard:** Refine and complete artistic work.

**Enduring Understanding:** Musicians' presentation of creative work is the culmination of a process of creation and communication.

**Essential Question:** When is creative work ready to share?

**Grade Hs proficient**

**MU:Cr3.2.T.HSI**

Share compositions or improvisations that demonstrate a proficient level of musical and technological craftsmanship as well as the use of digital tools and resources in developing and organizing musical ideas.

**Grade Hs accomplished**

**MU:Cr3.2.T.HSII**

Share compositions and improvisations that demonstrate an accomplished level of musical and technological craftsmanship as well as the use of digital and analog tools and resources in developing and organizing musical ideas.

**Grade Hs advanced**

**MU:Cr3.2.T.HSIII**

Share a portfolio of musical creations representing varied styles and genres that demonstrates an advanced level of musical and technological craftsmanship as well as the use of digital and analog tools, resources and systems in developing and organizing musical ideas.

**Music Technology/Performing**

**#MU:Pr4.1.T**

**Process Component:** MTS-Select - Select varied musical works to present based on interest, knowledge, technical skill, and context.

**Anchor Standard:** Select, analyze and interpret artistic work for presentation.

**Enduring Understanding:** Performers' interest in and knowledge of musical works, understanding of their own abilities, and the context for a performance influence the selection of repertoire.

**Essential Question:** How do performers select repertoire?

**Grade Hs proficient**

**MU:Pr4.1.T.HSI**

Develop and explain the criteria used for selecting a varied repertoire of music based on interest, music reading skills, and an understanding of the performer's technical and technological skill.

**Grade Hs accomplished**

**MU:Pr4.1.T.HSII**

Develop and apply criteria to select a varied repertoire to study and perform based on interest; an understanding of theoretical and structural characteristics of the music; and the performer's technical skill using digital tools and resources.

**Grade Hs advanced**

**MU:Pr4.1.T.HSIII**

Develop and apply criteria to select varied programs to study and perform based on interest, an understanding of the theoretical and structural characteristics, as well as expressive challenges in the music, and the performer's technical skill using digital tools, resources, and systems.

**Music Technology/Performing**

**#MU:Pr4.2.T**

**Process Component:** MTS-Analyze - Analyze the structure and context of varied musical works and their implications for performance.

**Anchor Standard:** Select, analyze and interpret artistic work for presentation.

**Enduring Understanding:** Analyzing creators' context and how they manipulate elements of music provides insight into their intent and informs performance.

**Essential Question:** How does understanding the structure and context of musical works inform performance?

**Grade Hs proficient**

**MU:Pr4.2.T.HSI**

Describe how context, structural aspects of the music, and digital media/tools inform prepared and improvised performances.

**Grade Hs accomplished**

**MU:Pr4.2.T.HSII**

Describe and demonstrate how context, theoretical and structural aspects of the music and digital media/tools inform and influence prepared and improvised performances.

**Grade Hs advanced**

**MU:Pr4.2.T.HSIII**

Examine, evaluate and critique how context, theoretical and structural aspects of the music and digital media/tools inform and influence prepared and improvised performances.

**Music Technology/Performing**

**STATE DEPARTMENT OF EDUCATION  
NOVEMBER 30, 2015**

**#MU:Pr4.3.T**

**Process Component:** MTS-Interpret - Develop personal interpretations that consider creators' intent.

**Anchor Standard:** Select, analyze and interpret artistic work for presentation.

**Enduring Understanding:** Performers make interpretive decisions based on their understanding of context and intent.

**Essential Question:** How do performers interpret musical works?

**Grade Hs proficient**

**MU:Pr4.3.T.HSI**

Demonstrate how understanding the context, expressive challenges, and use of digital tools in a varied repertoire of music influence prepared or improvised performances.

**Grade Hs accomplished**

**MU:Pr4.3.T.HSII**

Demonstrate how understanding the style, genre, context, and use of digital tools and resources in a varied repertoire of music influences prepared or improvised performances and performers' ability to connect with audiences.

**Grade Hs advanced**

**MU:Pr4.3.T.HSIII**

Demonstrate how understanding the style, genre, context, and integration of digital technologies in a varied repertoire of music informs and influences prepared and improvised performances and their ability to connect with audiences.

**Music Technology/Performing**

**#MU:Pr5.1.T**

**Process Component:** MTS-Evaluate and Refine - Evaluate and refine personal and ensemble performances, individually or in collaboration with others.

**Anchor Standard:** Develop and refine artistic techniques and work for presentation.

**Enduring Understanding:** Musicians' creative choices are influenced by their context, expressive intent, and established criteria.

**Essential Question:** How do musicians make creative decisions?

**Grade Hs proficient**

**MU:Pr5.1.T.HSI**

Identify and implement rehearsal strategies to improve the technical and expressive aspects of prepared and improvised performances in a varied repertoire of music.

**Grade Hs accomplished**

**MU:Pr5.1.T.HSII**

Develop and implement rehearsal strategies to improve and refine the technical and expressive aspects of prepared and improvised performances in a varied repertoire of music.

**Grade Hs advanced**

**MU:Pr5.1.T.HSIII**

Apply appropriate criteria as well as feedback from multiple sources and develop and implement varied strategies to improve and refine the technical and expressive aspects of prepared and improvised performances in varied programs of music.

**Music Technology/Performing**

**#MU:Pr6.1.T**

**Process Component:** MTS-Present - Perform expressively, with appropriate interpretation and technical accuracy, and in a manner appropriate to the audience and context.

**Anchor Standard:** Convey meaning through the presentation of artistic work.

**Enduring Understanding:** Musicians judge performance based on criteria that vary across time, place, and cultures. The context and how a work is presented influence the audience response.

**Essential Question:** When is a performance judged ready to present? How do context and the manner in which musical work is presented influence audience response?

**Grade Hs proficient**

**MU:Pr6.1.T.HSI**

a.Using digital tools, demonstrate attention to technical accuracy and expressive qualities in prepared and improvised performances of a varied repertoire of music.

b.Demonstrate an understanding of the context of music through prepared and improvised performances.

**Grade Hs accomplished**

**MU:Pr6.1.T.HSII**

a.Using digital tools and resources, demonstrate technical accuracy and expressive qualities in prepared and improvised performances of a varied repertoire of music representing diverse cultures, styles, and genres.

b. Demonstrate an understanding of the expressive intent when connecting with an audience through prepared and improvised performances.

**Grade Hs advanced**

**MU:Pr6.1.T.HSIII**

a.Integrating digital and analog tools and resources, demonstrate an understanding and attention to technical accuracy and expressive qualities of the music in prepared and improvised performances of a varied repertoire of music representing diverse cultures, styles, genres, and historical periods.

b.Demonstrate an ability to connect with audience members before, and engaging with and responding to them during prepared and improvised performances.

**Music Technology/Responding**

**#MU:Re7.2.T**

**Process Component:** MTS – Analyze - Analyze how the structure and context of varied musical works inform the response.

**Anchor Standard:** Perceive and analyze artistic work.

**Enduring Understanding:** Response to music is informed by analyzing context (social, cultural, and historical) and how creators and performers manipulate the elements of music.

**Essential Question:** How does understanding the structure and context of music inform a response?

**Grade Hs proficient**

**MU:Re7.2.T.HSI**

Explain how knowledge of the structure (repetition, similarities, contrasts), technological aspects, and purpose of the music informs the response.

**Grade Hs accomplished**

**MU:Re7.2.T.HSII**

Explain how an analysis of the structure, context, and technological aspects of the music informs the response.

**Grade Hs advanced**

**MU:Re7.2.T.HSIII**

Demonstrate and justify how an analysis of the structural characteristics, context, and technological and creative decisions, informs interest in and response to the music.

**Music Technology/Responding**

**#MU:Re7.I.T**

**Process Component:** MTS – Select - Choose music appropriate for a specific purpose or context.

**Anchor Standard:** Perceive and analyze artistic work.

**Enduring Understanding:** Individuals' selection of musical works is influenced by their interests, experiences, understandings, and purposes.

**Essential Question:** How do individuals choose music to experience?

**Grade Hs proficient**

**MU:Re7.I.T.HSI**

Cite reasons for choosing music based on the use of the elements of music, digital and electronic aspects, and connections to interest or purpose.

**Grade Hs accomplished**

**MU:Re7.I.T.HSII**

Select and critique contrasting musical works, defending opinions based on manipulations of the elements of music, digital and electronic aspects, and the purpose and context of the works.

**Grade Hs advanced**

**MU:Re7.I.T.HSIII**

Select, describe and compare a variety of musical selections based on characteristics and knowledge of the music, understanding of digital and electronic aspects, and the purpose and context of the works.

**Music Technology/Responding**

**#MU:Re8.1.T**

**Process Component:** MTS – Interpret - Support interpretations of musical works that reflect creators'/performers' expressive intent.

**Anchor Standard:** Interpret intent and meaning in artistic work.

**Enduring Understanding:** Through their use of elements and structures of music, creators and performers provide clues to their expressive intent.

**Essential Question:** How do we discern musical creators' and performers' expressive intent?

**Grade Hs proficient**

**MU:Re8.1.T.HSI**

Explain and support an interpretation of the expressive intent of musical selections based on treatment of the elements of music, digital and electronic features, and purpose.

**Grade Hs accomplished**

**MU:Re8.1.T.HSII**

Connect the influence of the treatment of the elements of music, digital and electronic features, context, purpose, and other art forms to the expressive intent of musical works.

**Grade Hs advanced**

**MU:Re8.1.T.HSIII**

Examine, cite research and multiple sources to connect the influence of the treatment of the elements of music, digital and electronic features, context, purpose, and other art forms to the expressive intent of musical works.

**Music Technology/Responding**

**#MU:Re9.1.T**

**Process Component:** MTS – Evaluate - Support evaluations of musical works and performances based on analysis, interpretation, and established criteria.

STATE DEPARTMENT OF EDUCATION  
NOVEMBER 30, 2015

**Anchor Standard:** Apply criteria to evaluate artistic work.

**Enduring Understanding:** The personal evaluation of musical works and performances is informed by analysis, interpretation, and established criteria.

**Essential Question:** How do we judge the quality of musical work(s) and performance(s)?

**Grade Hs proficient**

**MU:Re9.1.T.HSI**

Evaluate music using criteria based on analysis, interpretation, digital and electronic features, and personal interests.

**Grade Hs accomplished**

**MU:Re9.1.T.HSII**

Apply criteria to evaluate music based on analysis, interpretation, artistic intent, digital, electronic, and analog features, and musical qualities.

**Grade Hs advanced**

**MU:Re9.1.T.HSIII**

Develop and justify the evaluation of a variety of music based on established and personally-developed criteria, digital, electronic and analog features, and understanding of purpose and context.

**Music Technology/Connecting**

**#MU:Cn10.0.T**

**Process Component:** MTS – Connect #10 - Synthesize and relate knowledge and personal experiences to make music.

**Anchor Standard:** Synthesize and relate knowledge and personal experiences to make art.

**Enduring Understanding:** Musicians connect their personal interests, experiences, ideas, and knowledge to creating performing and responding.

**Essential Question:** How do musicians make meaningful connections to creating, performing and responding?

**Grade Hs proficient**

**MU:Cn10.0.T.HSI**

Demonstrate how interests, knowledge and skills relate to personal choices and intent when creating, performing, and responding to music.

**Grade Hs accomplished**

**MU:Cn10.0.T.HSII**

Demonstrate how interests, knowledge and skills relate to personal choices and intent when creating, performing, and responding to music.

**Grade Hs advanced**

**MU:Cn10.0.T.HSIII**

Demonstrate how interests, knowledge and skills relate to personal choices and intent when creating, performing, and responding to music.

**Music Technology/Connecting**

**#MU:Cn11.0.T**

**Process Component:** MTS - Connect #11- Relate musical ideas and works to varied contexts and daily life to deepen understanding.

**Anchor Standard:** Relate artistic ideas and works with societal, cultural and historical context to deepen understanding.

**Enduring Understanding:** Understanding connections to varied contexts and daily life enhances musicians' creating, performing, and responding.

Essential Question: How do the other arts, other disciplines, contexts and daily life inform creating, performing, and responding to music?

**Grade Hs proficient**

**MU:Cn11.0.T.HSI**

Demonstrate understanding of relationships between music and the other arts, other disciplines, varied contexts and daily life.

**Grade Hs accomplished**

**MU:Cn11.0.T.HSII**

Demonstrate understanding of relationships between music and the other arts, other disciplines, varied contexts and daily life.

**Grade Hs advanced**

**MU:Cn11.0.T.HSIII**

Demonstrate understanding of relationships between music and the other arts, other disciplines, varied contexts and daily life.

## Idaho Fine Arts Standards

### Music Theory/Composition

**Music Theory Composition/Creating**

**#MU:Cr1.1.C**

**Process Component:** MTC - Imagine - Generate musical ideas for various purposes and contexts.

**Anchor Standard:** Generate and conceptualize artistic ideas and work.

**Enduring Understanding:** The creative ideas, concepts, and feelings that influence musicians' work emerge from a variety of sources.

**Essential Question:** How do musicians generate creative ideas?

**Grade Hs proficient**

**MU:Cr1.1.C.HSI**

Describe how sounds and short musical ideas can be used to represent personal experiences, moods, visual images, and/or storylines.

**Grade Hs accomplished**

**MU:Cr1.1.C.HSII**

Describe and demonstrate how sounds and musical ideas can be used to represent sonic events, memories, visual images, concepts, texts, or storylines.

**Grade Hs advanced**

**MU:Cr1.1.C.HSIII**

Describe and demonstrate multiple ways in which sounds and musical ideas can be used to represent extended sonic experiences or abstract ideas.

**Music Theory Composition/Creating**

**#MU:Cr2.1.C**

**Process Component:** MTC - Plan and Make - Select and develop musical ideas for defined purposes and contexts.

**Anchor Standard:** Organize and develop artistic ideas and work.

**Enduring Understanding:** Musicians' creative choices are influenced by their expertise, context, and expressive intent.

**Essential Question:** How do musicians make creative decisions?

**Grade Hs proficient**

**MU:Cr2.1.C.HSI**

a. Assemble and organize sounds or short musical ideas to create initial expressions of selected experiences, moods, images, or storylines.

b. Identify and describe the development of sounds or short musical ideas in drafts of music within simple forms (such as one-part, cyclical, or binary).

**Grade Hs accomplished**

**MU:Cr2.1.C.HSII**

a. Assemble and organize multiple sounds or musical ideas to create initial expressive statements of selected sonic events, memories, images, concepts, texts, or storylines.

b. Describe and explain the development of sounds and musical ideas in drafts of music within a variety of simple or moderately complex forms (such as binary, rondo, or ternary).

**Grade Hs advanced**

**MU:Cr2.1.C.HSIII**

a. Assemble and organize multiple sounds or extended musical ideas to create initial expressive statements of selected extended sonic experiences or abstract ideas.

b. Analyze and demonstrate the development of sounds and extended musical ideas in drafts of music within a variety of moderately complex or complex forms.

**Music Theory Composition/Creating**

**#MU:Cr3.1.C**

**Process Component:** MTC - Evaluate and Refine - Evaluate and refine selected musical ideas to create musical work that meets appropriate criteria.

**Anchor Standard:** Refine and complete artistic work.

**Enduring Understanding:** Musicians evaluate and refine their work through openness to new ideas, persistence, and the application of appropriate criteria.

**Essential Question:** How do musicians improve the quality of their creative work?

**Grade Hs proficient**

**MU:Cr3.1.C.HSI**

Identify, describe, and apply teacher-provided criteria to assess and refine the technical and expressive aspects of evolving drafts leading to final versions.

**Grade Hs accomplished**

**MU:Cr3.1.C.HSII**

Identify, describe, and apply selected teacher-provided or personally-developed criteria to assess and refine the technical and expressive aspects of evolving drafts leading to final versions.

**Grade Hs advanced**

**MU:Cr3.1.C.HSIII**

Research, identify, explain, and apply personally-developed criteria to assess and refine the technical and expressive aspects of evolving drafts leading to final versions.

**Music Theory Composition/Creating**



**#MU:Cr3.2.C**

**Process Component:** MTC - Present - Share creative musical work that conveys intent, demonstrates craftsmanship, and exhibits originality.

**Anchor Standard:** Refine and complete artistic work.

**Enduring Understanding:** Musicians' presentation of creative work is the culmination of a process of creation and communication.

**Essential Question:** When is creative work ready to share?

**Grade Hs proficient**

**MU:Cr3.2.C.HSI**

Share music through the use of notation, performance, or technology, and demonstrate how the elements of music have been employed to realize expressive intent.

**Grade Hs accomplished**

**MU:Cr3.2.C.HSII**

Share music through the use of notation, solo or group performance, or technology, and demonstrate and describe how the elements of music and compositional techniques have been employed to realize expressive intent.

**Grade Hs advanced**

**MU:Cr3.2.C.HSIII**

Share music through the use of notation, solo or group performance, or technology, and demonstrate and explain how the elements of music, compositional techniques and processes have been employed to realize expressive intent.

**Music Theory Composition/Performing**

**#MU:Pr4.1.C**

**Process Component:** MTC - Select - Select varied musical works to present based on interest, knowledge, technical skill, and context.

**Anchor Standard:** Select, analyze and interpret artistic work for presentation.

**Enduring Understanding:** Performers' interest in and knowledge of musical work(s), understanding of their own technical skill, and the context for a performance influence the selection of repertoire.

**Essential Question:** How do performers select repertoire?

**Grade Hs proficient**

**MU:Pr4.1.C.HSI**

Identify and select specific excerpts, passages, or sections in musical works that express a personal experience, mood, visual image, or storyline in simple forms (such as one-part, cyclical, binary).

**Grade Hs accomplished**

**MU:Pr4.1.C.HSII**

Identify and select specific passages, sections, or movements in musical works that express personal experiences and interests, moods, visual images, concepts, texts, or storylines in simple forms (such as binary, ternary, rondo) or moderately complex forms.

**Grade Hs advanced**

**MU:Pr4.1.C.HSIII**

Identify and select specific sections, movements, or entire works that express personal experiences and interests, moods, visual images, concepts, texts, or storylines in moderately complex or complex forms.

**Music Theory Composition/Performing**

**#MU:Pr4.2**

**Process Component:** MTC - Analyze - Analyze the structure and context of varied musical works and their implications for performance.

**Anchor Standard:** Select, analyze and interpret artistic work for presentation.

**Enduring Understanding:** Analyzing creators' context and how they manipulate elements of music provides insight into their intent and informs performance.

**Essential Question:** How does understanding the structure and context of musical works inform performance?

**Grade Hs proficient**

**MU:Pr4.2.HSI**

Analyze how the elements of music (including form) of selected works relate to style and mood, and explain the implications for rehearsal or performance.

**Grade Hs accomplished**

**MU:Pr4.2.HSII**

Analyze how the elements of music (including form) of selected works relate to the style, function, and context, and explain the implications for rehearsal and performance.

**Grade Hs advanced**

**MU:Pr4.2.HSIII**

Analyze how the elements of music (including form), and compositional techniques of selected works relate to the style, function, and context, and explain and support the analysis and its implications for rehearsal and performance.

**Music Theory Composition/Performing**

**#MU:Pr5.1.C**

**Process Component:** MTC - Rehearse, Evaluate and Refine - Evaluate and refine personal and ensemble performances, individually or in collaboration with others.

**Anchor Standard:** Develop and refine artistic techniques and work for presentation.

**Enduring Understanding:** To express their musical ideas, musicians analyze, evaluate, and refine their performance over time through openness to new ideas, persistence, and the application of appropriate criteria.

**Essential Question:** How do musicians improve the quality of their performance?

**Grade Hs proficient**

**MU:Pr5.1.C.HSI**

- a. Create rehearsal plans for works, identifying repetition and variation within the form.
- b. Using established criteria and feedback, identify the way(s) in which performances convey the elements of music, style, and mood.
- c. Identify and implement strategies for improving the technical and expressive aspects of multiple works.

**Grade Hs accomplished**

**MU:Pr5.1.C.HSII**

- a. Create rehearsal plans for works, identifying the form, repetition and variation within the form, and the style and historical or cultural context of the work.
- b. Using established criteria and feedback, identify the ways in which performances convey the formal design, style, and historical/cultural context of the works.

c. Identify and implement strategies for improving the technical and expressive aspects of varied works.

**Grade Hs advanced**

**MU:Pr5.1.C.HSIII**

a. Create rehearsal plans for works, identifying the form, repetition and variation within the form, compositional techniques, and the style and historical or cultural context of the work.

b. Using established criteria and feedback, identify the ways in which performances use compositional techniques and convey the formal design, style, and historical/cultural context of the works.

c. Identify, compare, and implement strategies for improving the technical and expressive aspects of multiple contrasting works.

**Music Theory Composition/Performing**

**#MU:Pr6.1.C**

**Process Component:** MTC - Present - Perform expressively, with appropriate interpretation and technical accuracy, and in a manner appropriate to the audience and context.

**Anchor Standard:** Convey meaning through the presentation of artistic work.

**Enduring Understanding:** Musicians judge performance based on criteria that vary across time, place, and cultures. The context and how a work is presented influence the audience response.

**Essential Question:** When is a performance judged ready to present? How do context and the manner in which musical work is presented influence audience response?

**Grade Hs proficient**

**MU:Pr6.1.C.HSI**

a. Share live or recorded performances of works (both personal and others'), and explain how the elements of music are used to convey intent.

b. Identify how compositions are appropriate for an audience or context, and how this will shape future compositions.

**Grade Hs accomplished**

**MU:Pr6.1.C.HSII**

a. Share live or recorded performances of works (both personal and others'), and explain how the elements of music and compositional techniques are used to convey intent.

b. Explain how compositions are appropriate for both audience and context, and how this will shape future compositions.

**Grade Hs advanced**

**MU:Pr6.1.C.HSIII**

a. Share live or recorded performances of works (both personal and others'), and explain and/or demonstrate understanding of how the expressive intent of the music is conveyed.

b. Explain how compositions are appropriate for a variety of audiences and contexts, and how this will shape future compositions.

**Music Theory Composition/Responding**

**#MU:Re7.1.C**

**Process Component:** MTC - Select - Choose music appropriate for a specific purpose or context.

**Anchor Standard:** Perceive and analyze artistic work.

**Enduring Understanding:** Individuals' selection of musical works is influenced by their interests, experiences, understandings, and purposes.

**Essential Question:** How do individuals choose music to experience?

**Grade Hs proficient**

**MU:Re7.1.C.HSI**

Apply teacher-provided criteria to select music that expresses a personal experience, mood, visual image, or storyline in simple forms (such as one-part, cyclical, binary), and describe the choices as models for composition.

**Grade Hs accomplished**

**MU:Re7.1.C.HSII**

Apply teacher-provided or personally-developed criteria to select music that expresses personal experiences and interests, moods, visual images, concepts, texts, or storylines in simple or moderately complex forms, and describe and defend the choices as models for composition.

**Grade Hs advanced**

**MU:Re7.1.C.HSIII**

Apply researched or personally-developed criteria to select music that expresses personal experiences and interests, visual images, concepts, texts, or storylines in moderately complex or complex forms, and describe and justify the choice as models for composition.

**Music Theory Composition/Responding**

**#MU:Re8.1.C**

**Process Component:** MTC - Interpret - Support interpretations of musical works that reflect creators'/performers' expressive intent.

**Anchor Standard:** Interpret intent and meaning in artistic work.

**Enduring Understanding:** Through their use of elements and structures of music, creators and performers provide clues to their expressive intent.

**Essential Question:** How do we discern musical creators' and performers' expressive intent?

**Grade Hs proficient**

**MU:Re8.1.C.HSI**

Develop and explain interpretations of varied works, demonstrating an understanding of the composers' intent by citing technical and expressive aspects as well as the style/genre of each work.

**Grade Hs accomplished**

**MU:Re8.1.C.HSII**

Develop and support interpretations of varied works, demonstrating an understanding of the composers' intent by citing the use of elements of music (including form), compositional techniques, and the style/genre and context of each work.

**Grade Hs advanced**

**MU:Re8.1.C.HSIII**

Develop, justify and defend interpretations of varied works, demonstrating an understanding of the composers' intent by citing the use of elements of music (including form), compositional techniques, and the style/genre and context of each work.

**Music Theory Composition/Responding**

**#MU:Re9.1.C**

**Process Component:** MTC - Evaluate - Support evaluations of musical works and performances based on analysis, interpretation, and established criteria.

**Anchor Standard:** Evaluate - Support evaluations of musical works and performances based on analysis, interpretation, and established criteria.

**Enduring Understanding:** The personal evaluation of musical works and performances is informed by analysis, interpretation, and established criteria.

**Essential Question:** How do we judge the quality of musical work(s) and performance(s)?

**Grade Hs proficient**

**MU:Re9.1.C.HSI**

Describe the effectiveness of the technical and expressive aspects of selected music and performances, demonstrating understanding of fundamentals of music theory.

Describe the way(s) in which critiquing others' work and receiving feedback from others can be applied in the personal creative process.

**Grade Hs accomplished**

**MU:Re9.1.C.HSII**

Explain the effectiveness of the technical and expressive aspects of selected music and performances, demonstrating understanding of music theory as well as compositional techniques and procedures.

Describe ways in which critiquing others' work and receiving feedback from others have been specifically applied in the personal creative process.

**Grade Hs advanced**

**MU:Re9.1.C.HSIII**

Evaluate the effectiveness of the technical and expressive aspects of selected music and performances, demonstrating understanding of theoretical concepts and complex compositional techniques and procedures.

Describe and evaluate ways in which critiquing others' work and receiving feedback from others have been specifically applied in the personal creative process.

**Music Theory Composition/Connecting**

**#MU:Cn10.0.C**

**Process Component:** MTC - Connect #10 - Synthesize and relate knowledge and personal experiences to make music.

**Anchor Standard:** Synthesize and relate knowledge and personal experiences to make art.

**Enduring Understanding:** Musicians connect their personal interests, experiences, ideas, and knowledge to creating, performing, and responding.

**Essential Question:** How do musicians make meaningful connections to creating, performing, and responding?

**Grade Hs proficient**

**MU:Cn10.0.C.HSI**

Demonstrate how interests, knowledge, and skills relate to personal choices and intent when creating, performing, and responding to music.

**Grade Hs accomplished**

**MU:Cn10.0.C.HSII**

Demonstrate how interests, knowledge, and skills relate to personal choices and intent when creating, performing, and responding to music.

**Grade Hs advanced**

**MU:Cn10.0.C.HSIII**

Demonstrate how interests, knowledge and skills relate to personal choices and intent when creating, performing, and responding to music.

**Music Theory Composition/Connecting**

**#MU:Cn11.0.C**

**Process Component:** MTC - Connect #11- Relate musical ideas and works to varied contexts and daily life to deepen understanding.

**Anchor Standard:** Relate artistic ideas and works with societal, cultural and historical context to deepen understanding.

**Enduring Understanding:** Understanding connections to varied contexts and daily life enhances musicians' creating, performing, and responding.

**Essential Question:** How do the other arts, other disciplines, contexts and daily life inform creating, performing, and responding to music?

**Grade Hs proficient**

**MU:Cn11.0.C.HSI**

Demonstrate understanding of relationships between music and the other arts, other disciplines, varied contexts, and daily life.

**Grade Hs accomplished**

**MU:Cn11.0.C.HSII**

Demonstrate understanding of relationships between music and the other arts, other disciplines, varied contexts, and daily life.

**Grade Hs advanced**

**MU:Cn11.0.C.HSIII**

Demonstrate understanding of relationships between music and the other arts, other disciplines, varied contexts, and daily life.

## Idaho Fine Arts Standards Traditional & Emerging Ensembles

**Music Traditional And Emerging Ensembles/Creating**

**#MU:Cr1.1.E**

**Process Component:** MTE - Imagine - Generate musical ideas for various purposes and contexts.

**Anchor Standard:** Generate and conceptualize artistic ideas and work.

**Enduring Understanding:** The creative ideas, concepts, and feelings that influence musicians' work emerge from a variety of sources.

**Essential Question:** How do musicians generate creative ideas?

**Grade Hs novice**

**MU:Cr1.1.E.Hs novice**

Compose and improvise melodic and rhythmic ideas or motives that reflect characteristic(s) of music or text(s) studied in rehearsal.

**Grade Hs intermediate**

**MU:Cr1.1.E.Hs intermediate**

Compose and improvise ideas for melodies and rhythmic passages based on characteristic(s) of music or text(s) studied in rehearsal.

**Grade Hs proficient**

**MU:Cr1.1.E.HSI**

Compose and improvise ideas for melodies, rhythmic passages, and arrangements for specific purposes that reflect characteristic(s) of music from a variety of historical periods studied in rehearsal.

**Grade Hs accomplished**

**MU:Cr1.1.E.HSII**

Compose and improvise ideas for arrangements, sections, and short compositions for specific purposes that reflect characteristic(s) of music from a variety of cultures studied in rehearsal.

**Grade Hs advanced**

**MU:Cr1.1.E.HSIII**

Compose and improvise musical ideas for a variety of purposes and contexts.

**Music Traditional And Emerging Ensembles/Creating**

**#MU:Cr2.1.E**

**Process Component:** MTE - Plan and Make - Select and develop musical ideas for defined purposes and contexts.

**Anchor Standard:** Organize and develop artistic ideas and work.

**Enduring Understanding:** Musicians' creative choices are influenced by their expertise, context, and expressive intent.

**Essential Question:** How do musicians make creative decisions?

**Grade Hs novice**

**MU:Cr2.1.E.Hs novice**

a. Select and develop draft melodic and rhythmic ideas or motives that demonstrate understanding of characteristic(s) of music or text(s) studied in rehearsal.

b. Preserve draft compositions and improvisations through standard notation and audio recording.

**Grade Hs intermediate**

**MU:Cr2.1.E.Hs intermediate**

a. Select and develop draft melodies and rhythmic passages that demonstrate understanding of characteristic(s) of music or text(s) studied in rehearsal.

b. Preserve draft compositions and improvisations through standard notation and audio recording.

**Grade Hs proficient**

**MU:Cr2.1.E.HSI**

a. Select and develop draft melodies, rhythmic passages, and arrangements for specific purposes that demonstrate understanding of characteristic(s) of music from a variety of historical periods studied in rehearsal.

b. Preserve draft compositions and improvisations through standard notation and audio recording.

**Grade Hs accomplished**

**MU:Cr2.1.E.HSII**

a. Select and develop arrangements, sections, and short compositions for specific purposes that demonstrate understanding of characteristic(s) of music from a variety of cultures studied in rehearsal.

b. Preserve draft compositions and improvisations through standard notation, audio, or video recording.

**Grade Hs advanced**

**MU:Cr2.1.E.HSIII**

a. Select and develop composed and improvised ideas into draft musical works organized for a variety of purposes and contexts.

b. Preserve draft musical works through standard notation, audio, or video recording.

**Music Traditional And Emerging Ensembles/Creating**

**#MU:Cr3.1.E**

**Process Component:** MTE – Evaluate and Refine - Evaluate and refine selected musical ideas to create musical work that meets appropriate criteria.

**Anchor Standard:** Refine and complete artistic work.

**Enduring Understanding:** Musicians evaluate and refine their work through openness to new ideas, persistence, and the application of appropriate criteria.

**Essential Question:** How do musicians improve the quality of their creative work?

**Grade Hs novice**

**MU:Cr3.1.E.Hs novice**

a. Evaluate and refine draft compositions and improvisations based on knowledge, skill, and teacher-provided criteria.

**Grade Hs intermediate**

**MU:Cr3.1.E.Hs intermediate**

a. Evaluate and refine draft compositions and improvisations based on knowledge, skill, and collaboratively-developed criteria.

**Grade Hs proficient**

**MU:Cr3.1.E.HSI**

a. Evaluate and refine draft melodies, rhythmic passages, arrangements, and improvisations based on established criteria, including the extent to which they address identified purposes.

**Grade Hs accomplished**

**MU:Cr3.1.E.HSII**

a. Evaluate and refine draft arrangements, sections, short compositions, and improvisations based on personally-developed criteria, including the extent to which they address identified purposes.

**Grade Hs advanced**

**MU:Cr3.1.E.HSIII**

a. Evaluate and refine varied draft musical works based on appropriate criteria, including the extent to which they address identified purposes and contexts.

**Music Traditional And Emerging Ensembles/Creating**

**#MU:Cr3.2.E**

**Process Component:** MTE – Present - Share creative musical work that conveys intent, demonstrates craftsmanship, and exhibits originality.

**Anchor Standard:** Refine and complete artistic work.

**Enduring Understanding:** Musicians' presentation of creative work is the culmination of a process of creation and communication.

**Essential Question:** When is creative work ready to share?

**Grade Hs novice**

**MU:Cr3.2.E.Hs novice**



a. Share personally-developed melodic and rhythmic ideas or motives – individually or as an ensemble – that demonstrate understanding of characteristics of music or texts studied in rehearsal.

**Grade Hs intermediate**

**MU:Cr3.2.E.Hs intermediate**

a. Share personally-developed melodies and rhythmic passages – individually or as an ensemble – that demonstrate understanding of characteristics of music or texts studied in rehearsal.

**Grade Hs proficient**

**MU:Cr3.2.E.HSI**

a. Share personally-developed melodies, rhythmic passages, and arrangements – individually or as an ensemble – that address identified purposes.

**Grade Hs accomplished**

**MU:Cr3.2.E.HSII**

a. Share personally-developed arrangements, sections, and short compositions – individually or as an ensemble – that address identified purposes.

**Grade Hs advanced**

**MU:Cr3.2.E.HSIII**

a. Share varied, personally-developed musical works – individually or as an ensemble – that address identified purposes and contexts.

**Music Traditional And Emerging Ensembles/Performing**

**#MU:Pr4.1.E**

**Process Component:** MTE – Select - Select varied musical works to present based on interest, knowledge, technical skill, and context.

**Anchor Standard:** Select, analyze and interpret artistic work for presentation.

**Enduring Understanding:** Performers’ interest in and knowledge of musical works, understanding of their own technical skill, and the context for a performance influence the selection of repertoire.

**Essential Question:** How do performers select repertoire?

**Grade Hs novice**

**MU:Pr4.1.E.Hs novice**

a. Select varied repertoire to study based on interest, music reading skills (where appropriate), an understanding of the structure of the music, context, and the technical skill of the individual or ensemble.

**Grade Hs intermediate**

**MU:Pr4.1.E.Hs intermediate**

a. Select a varied repertoire to study based on music reading skills (where appropriate), an understanding of formal design in the music, context, and the technical skill of the individual and ensemble.

**Grade Hs proficient**

**MU:Pr4.1.E.HSI**

a. Explain the criteria used to select a varied repertoire to study based on an understanding of theoretical and structural characteristics of the music, the technical skill of the individual or ensemble, and the purpose or context of the performance.

**Grade Hs accomplished**

**MU:Pr4.1.E.HSII**

a. Develop and apply criteria to select a varied repertoire to study and perform based on an understanding of theoretical and structural characteristics and expressive challenges in the

music, the technical skill of the individual or ensemble, and the purpose and context of the performance.

**Grade Hs advanced**

**MU:Pr4.1.E.HSIII**

a. Develop and apply criteria to select varied programs to study and perform based on an understanding of theoretical and structural characteristics and expressive challenges in the music, the technical skill of the individual or ensemble, and the purpose and context of the performance.

**Music Traditional And Emerging Ensembles/Performing**

**#MU:Pr4.2.E**

**Process Component:** MTE – Analyze - Analyze the structure and context of varied musical works and their implications for performance.

**Anchor Standard:** Select, analyze and interpret artistic work for presentation.

**Enduring Understanding:** Analyzing creators' context and how they manipulate elements of music provides insight into their intent and informs performance.

**Essential Question:** How does understanding the structure and context of musical works inform performance?

**Grade Hs novice**

**MU:Pr4.2.E.Hs novice**

a. Demonstrate, using music reading skills where appropriate, how knowledge of formal aspects in musical works inform prepared or improvised performances.

**Grade Hs intermediate**

**MU:Pr4.2.E.Hs intermediate**

a. Demonstrate, using music reading skills where appropriate, how the setting and formal characteristics of musical works contribute to understanding the context of the music in prepared or improvised performances.

**Grade Hs proficient**

**MU:Pr4.2.E.HSI**

a. Demonstrate, using music reading skills where appropriate, how compositional devices employed and theoretical and structural aspects of musical works impact and inform prepared or improvised performances.

**Grade Hs accomplished**

**MU:Pr4.2.E.HSII**

a. Document and demonstrate, using music reading skills where appropriate, how compositional devices employed and theoretical and structural aspects of musical works may impact and inform prepared and improvised performances.

**Grade Hs advanced**

**MU:Pr4.2.E.HSIII**

a. Examine, evaluate, and critique, using music reading skills where appropriate, how the structure and context impact and inform prepared and improvised performances.

**Music Traditional And Emerging Ensembles/Performing**

**#MU:Pr4.3.E**

**Process Component:** MTE – Interpret - Develop personal interpretations that consider creators' intent.

**Anchor Standard:** Select, analyze and interpret artistic work for presentation.

**Enduring Understanding:** Performers make interpretive decisions based on their understanding of context and expressive intent.

Essential Question: How do performers interpret musical works?

Grade Hs novice

MU:Pr4.3.E.Hs novice

a. Identify expressive qualities in a varied repertoire of music that can be demonstrated through prepared and improvised performances.

Grade Hs intermediate

MU:Pr4.3.E.Hs intermediate

a. Demonstrate understanding and application of expressive qualities in a varied repertoire of music through prepared and improvised performances.

Grade Hs proficient

MU:Pr4.3.E.HSI

a. Demonstrate an understanding of context in a varied repertoire of music through prepared and improvised performances.

Grade Hs accomplished

MU:Pr4.3.E.HSII

a. Demonstrate how understanding the style, genre, and context of a varied repertoire of music influences prepared and improvised performances as well as performers' technical skill to connect with the audience.

Grade Hs advanced

MU:Pr4.3.E.HSIII

a. Demonstrate how understanding the style, genre, and context of a varied repertoire of music informs prepared and improvised performances as well as performers' technical skill to connect with the audience.

Music Traditional And Emerging Ensembles/Performing

#MU:Pr5.1.E

Process Component: MTE – Evaluate and Refine - Evaluate and refine selected musical ideas to create musical work that meets appropriate criteria.

Anchor Standard: Develop and refine artistic techniques and work for presentation.

Enduring Understanding: To express their musical ideas, musicians analyze, evaluate, and refine their performance over time through openness to new ideas, persistence, and the application of appropriate criteria.

Essential Question: How do musicians improve the quality of their performance?

Grade Hs novice

MU:Pr5.1.E.Hs novice

a. Evaluate and refine draft compositions and improvisations based on knowledge, skill, and teacher-provided criteria.

Grade Hs intermediate

MU:Pr5.1.E.Hs intermediate

a. Evaluate and refine draft compositions and improvisations based on knowledge, skill, and collaboratively-developed criteria.

Grade Hs proficient

MU:Pr5.1.E.HSI

a. Evaluate and refine draft melodies, rhythmic passages, arrangements, and improvisations based on established criteria, including the extent to which they address identified purposes.

Grade Hs accomplished

MU:Pr5.1.E.HSII

a. Evaluate and refine draft arrangements, sections, short compositions, and improvisations based on personally-developed criteria, including the extent to which they address identified purposes.

**Grade Hs advanced**

**MU:Pr5.1.E.HSIII**

a. Evaluate and refine varied draft musical works based on appropriate criteria, including the extent to which they address identified purposes and contexts.

**Music Traditional And Emerging Ensembles/Performing**

**#MU:Pr6.1.E**

**Process Component:** MTE – Present - Perform expressively, with appropriate interpretation and technical accuracy, and in a manner appropriate to the audience and context.

**Anchor Standard:** Convey meaning through the presentation of artistic work.

**Enduring Understanding:** Musicians judge performance based on criteria that vary across time, place, and cultures. The context and how a work is presented influence the audience response.

**Essential Question:** When is a performance judged ready to present? How do context and the manner in which the musical work is presented influence audience response?

**Grade Hs novice**

**MU:Pr6.1.E.Hs novice**

a. Demonstrate attention to technical accuracy and expressive qualities in prepared and improvised performances of a varied repertoire of music.

b. Demonstrate an awareness of the context of the music through prepared and improvised performances.

**Grade Hs intermediate**

**MU:Pr6.1.E.Hs intermediate**

a. Demonstrate attention to technical accuracy and expressive qualities in prepared and improvised performances of a varied repertoire of music representing diverse cultures and styles.

b. Demonstrate an understanding of the context of the music through prepared and improvised performances.

**Grade Hs proficient**

**MU:Pr6.1.E.HSI**

a. Demonstrate attention to technical accuracy and expressive qualities in prepared and improvised performances of a varied repertoire of music representing diverse cultures, styles, and genres.

b. Demonstrate an understanding of expressive intent by connecting with an audience through prepared and improvised performances.

**Grade Hs accomplished**

**MU:Pr6.1.E.HSII**

a. Demonstrate mastery of the technical demands and an understanding of expressive qualities of the music in prepared and improvised performances of a varied repertoire representing diverse cultures, styles, genres, and historical periods.

b. Demonstrate an understanding of intent as a means for connecting with an audience through prepared and improvised performances.

**Grade Hs advanced**

**MU:Pr6.1.E.HSIII**

a. Demonstrate an understanding and mastery of the technical demands and expressive qualities of the music through prepared and improvised performances of a

varied repertoire representing diverse cultures, styles, genres, and historical periods in multiple types of ensembles.

b. Demonstrate an ability to connect with audience members before and during the process of engaging with and responding to them through prepared and improvised performances.

**Music Traditional And Emerging Ensembles/Responding**

**#MU:Re7.1.E**

**Process Component:** MTE – Select - Choose music appropriate for a specific purpose or context.

**Anchor Standard:** Perceive and analyze artistic work.

**Enduring Understanding:** Individuals' selection of musical works is influenced by their interests, experiences, understandings, and purposes.

**Essential Question:** How do individuals choose music to experience?

**Grade Hs novice**

**MU:Re7.1.E.Hs novice**

Identify reasons for selecting music based on characteristics found in the music, connection to interest, and purpose or context.

**Grade Hs intermediate**

**MU:Re7.1.E.Hs intermediate**

Explain reasons for selecting music citing characteristics found in the music and connections to interest, purpose, and context.

**Grade Hs proficient**

**MU:Re7.1.E.HSI**

Apply criteria to select music for specified purposes, supporting choices by citing characteristics found in the music and connections to interest, purpose, and context.

**Grade Hs accomplished**

**MU:Re7.1.E.HSII**

Apply criteria to select music for a variety of purposes, justifying choices citing knowledge of the music and the specified purpose and context.

**Grade Hs advanced**

**MU:Re7.1.E.HSIII**

Use research and personally-developed criteria to justify choices made when selecting music, citing knowledge of the music, and individual and ensemble purpose and context.

**Music Traditional And Emerging Ensembles/Responding**

**#MU:Re7.2.E**

**Process Component:** MTE – Analyze - Analyze how the structure and context of varied musical works inform the response.

**Anchor Standard:** Perceive and analyze artistic work.

**Enduring Understanding:** Response to music is informed by analyzing context (social cultural, and historical) and how creators and performers manipulate the elements of music.

**Essential Question:** How does understanding the structure and context of the music influence a response?

**Grade Hs novice**

**MU:Re7.2.E.Hs novice**

Identify how knowledge of context and the use of repetition, similarities, and contrasts inform the response to music.

**Grade Hs intermediate**

**MU:Re7.2.E.Hs intermediate**

Describe how understanding context and the way the elements of music are manipulated inform the response to music.

**Grade Hs proficient**

**MU:Re7.2.E.HSI**

Explain how the analysis of passages and understanding the way the elements of music are manipulated inform the response to music.

**Grade Hs accomplished**

**MU:Re7.2.E.HSII**

Explain how the analysis of structures and contexts inform the response to music.

**Grade Hs advanced**

**MU:Re7.2.E.HSIII**

Demonstrate and justify how the analysis of structures, contexts, and performance decisions inform the response to music.

**Music Traditional And Emerging Ensembles/Responding**

**#MU:Re8.1.E**

**Process Component:** MTE – Interpret - Support an interpretation of musical works that reflect creators'/performers' expressive intent.

**Anchor Standard:** Interpret intent and meaning in artistic work.

**Enduring Understanding:** Through their use of elements and structures of music, creators and performers provide clues to their expressive intent.

**Essential Question:** How do we discern the musical creators' and performers' expressive intent?

**Grade Hs novice**

**MU:Re8.1.E.Hs novice**

Identify interpretations of the expressive intent and meaning of musical works, referring to the elements of music, contexts, and (when appropriate) the setting of the text.

**Grade Hs intermediate**

**MU:Re8.1.E.Hs intermediate**

Identify and support interpretations of the expressive intent and meaning of musical works, citing as evidence the treatment of the elements of music, contexts, and (when appropriate) the setting of the text.

**Grade Hs proficient**

**MU:Re8.1.E.HSI**

Explain and support interpretations of the expressive intent and meaning of musical works, citing as evidence the treatment of the elements of music, contexts, (when appropriate) the setting of the text, and personal research.

**Grade Hs accomplished**

**MU:Re8.1.E.HSII**

Support interpretations of the expressive intent and meaning of musical works citing as evidence the treatment of the elements of music, contexts, (when appropriate) the setting of the text, and varied researched sources.

**Grade Hs advanced**

**MU:Re8.1.E.HSIII**

Justify interpretations of the expressive intent and meaning of musical works by comparing and synthesizing varied researched sources, including reference to other art forms.

**Music Traditional And Emerging Ensembles/Responding**

**#MU:Re9.1.E**

**Process Component:** MTE – Evaluate - Support personal evaluation of musical works and performance(s) based on analysis, interpretation, and established criteria.

**Anchor Standard:** Apply criteria to evaluate artistic work.

**Enduring Understanding:** The personal evaluation of musical work(s) and performance(s) is informed by analysis, interpretation, and established criteria.

**Essential Question:** How do we judge the quality of musical work(s) and performance(s)?

**Grade Hs novice**

**MU:Re9.1.E.Hs novice**

Identify and describe the effect of interest, experience, analysis, and context on the evaluation of music.

**Grade Hs intermediate**

**MU:Re9.1.E.Hs intermediate**

Explain the influence of experiences, analysis, and context on interest in and evaluation of music.

**Grade Hs proficient**

**MU:Re9.1.E.HSI**

Evaluate works and performances based on personally- or collaboratively-developed criteria, including analysis of the structure and context.

**Grade Hs accomplished**

**MU:Re9.1.E.HSII**

Evaluate works and performances based on research as well as personally- and collaboratively-developed criteria, including analysis and interpretation of the structure and context.

**Grade Hs advanced**

**MU:Re9.1.E.HSIII**

Develop and justify evaluations of music, programs of music, and performances based on criteria, personal decision-making, research, and understanding of contexts.

**Music Traditional And Emerging Ensembles/Connecting**

**#MU:Cn10.0.E**

**Process Component:** MTC - Connect #10 - Synthesize and relate knowledge and personal experiences to make music.

**Anchor Standard:** Synthesize and relate knowledge and personal experiences to make art.

**Enduring Understanding:** Musicians connect their personal interests, experiences, ideas, and knowledge to creating, performing, and responding.

**Essential Question:** How do musicians make meaningful connections to creating, performing, and responding?

**Grade Hs proficient**

**MU:Cn10.0.E.HSI**

Demonstrate how interests, knowledge, and skills relate to personal choices and intent when creating, performing, and responding to music.

**Grade Hs accomplished**

**MU:Cn10.0.E.HSII**

Demonstrate how interests, knowledge, and skills relate to personal choices and intent when creating, performing, and responding to music.

**Grade Hs advanced**

**MU:Cn10.0.E.HSIII**

STATE DEPARTMENT OF EDUCATION  
NOVEMBER 30, 2015

Demonstrate how interests, knowledge and skills relate to personal choices and intent when creating, performing, and responding to music.

**Music Traditional And Emerging Ensembles/Connecting**

**#MU:Cn11.0.E**

**Process Component:** MTE – Connect #11 - Relate musical ideas and works to varied contexts and daily life to deepen understanding.

**Anchor Standard:** Relate artistic ideas and works with societal, cultural and historical context to deepen understanding.

**Enduring Understanding:** Understanding connections to varied contexts and daily life enhances musicians' creating, performing, and responding.

**Essential Question:** How do the other arts, other disciplines, contexts and daily life inform creating, performing, and responding to music?

**Grade Hs novice**

**MU:Cn11.0.E.Hs novice**

Demonstrate understanding of relationships between music and the other arts, other disciplines, varied contexts, and daily life.

**Grade Hs intermediate**

**MU:Cn11.0.E.Hs intermediate**

Demonstrate understanding of relationships between music and the other arts, other disciplines, varied contexts, and daily life.

**Grade Hs proficient**

**MU:Cn11.0.E.HSI**

Demonstrate understanding of relationships between music and the other arts, other disciplines, varied contexts, and daily life.

**Grade Hs accomplished**

**MU:Cn11.0.E.HSII**

Demonstrate understanding of relationships between music and the other arts, other disciplines, varied contexts, and daily life.

**Grade Hs advanced**

**MU:Cn11.0.E.HSIII**

Demonstrate understanding of relationships between music and the other arts, other disciplines, varied contexts, and daily life.

Copyright © 2015 Idaho Fine Arts Standards  
With permission to adopt/adapt from State Education Agency Directors of Arts Education



**STATE DEPARTMENT OF EDUCATION  
NOVEMBER 30, 2015**

Last Name	School	e-mail address	Discipline	Region
<b>Barbara Oldenburg</b>	Boise Schools	<a href="mailto:Oldenburg.Barb@westada.org">Oldenburg.Barb@westada.org</a>	Administrator Music	3
Ruth Piispanen	ICA	<a href="mailto:ruth.piispanen@arts.idaho.gov">ruth.piispanen@arts.idaho.gov</a>	Administrator Visual Art	3
Kate Hunter	West Ada	<a href="mailto:hunter.kathleen@westada.org">hunter.kathleen@westada.org</a>	Administrator World Lang	3
Helga Frankenstein	Boise District	<a href="mailto:helga.frankenstein@boiseschools.org">helga.frankenstein@boiseschools.org</a>	Administrator World Lang	3
Georgina Goodlander	Idaho Falls Arts Council	<a href="mailto:ggoodlander@idahofallsarts.org">ggoodlander@idahofallsarts.org</a>	Administrator Media Arts	5
Marita Diffenbaugh	Boise Schools	<a href="mailto:Marita.diffenbaugh@boiseschools.org">Marita.diffenbaugh@boiseschools.org</a>	Administrator Media Arts	
Peggy Wenner	SDE	<a href="mailto:pjwenner@sde.idaho.gov">pjwenner@sde.idaho.gov</a>	Idaho State Dept Education	3
<b>Rachel Swenson</b>	Idaho Fine Arts Academy	<a href="mailto:rachelsswenson@gmail.com">rachelsswenson@gmail.com</a>	Dance	3
Leah Clark	Foothills School of Arts	<a href="mailto:lclark@foothillsschool.org">lclark@foothillsschool.org</a>	Dance	3
Sandee Nelson	Minico	<a href="mailto:snelson@minidokaschools.org">snelson@minidokaschools.org</a>	Dance	4
Kay Braden	Boise	<a href="mailto:kfbra@cableone.net">kfbra@cableone.net</a>	Professional Dancer	3
Shelly McElliott	Xavier Charter	<a href="mailto:smcelllott@xaviercharter.org">smcelllott@xaviercharter.org</a>	Media Arts	4
<b>Katy Shanafelt</b>	Boise High School	<a href="mailto:Katy.Shanafelt@boiseschools.org">Katy.Shanafelt@boiseschools.org</a>	Media Arts	3
Jacob Carder	Twin Falls HS	<a href="mailto:carderja@tfsd.org">carderja@tfsd.org</a>	Media Arts	4
Sterling Blackwell	Centennial HS	<a href="mailto:Blackwell.sterling@westada.org">Blackwell.sterling@westada.org</a>	Theatre	3
Brett Eshelman	Boise High School	<a href="mailto:brett.eshelman@boiseschools.org">brett.eshelman@boiseschools.org</a>	Theatre	3
James Haycock	Twin Falls HS	<a href="mailto:haycockja@tfsd.org">haycockja@tfsd.org</a>	Theatre	4
<b>Tracy Harrison</b>	Eagle HS	<a href="mailto:harrison.TracyJ@westada.org">harrison.TracyJ@westada.org</a>	Theatre	3
Aimee Atkinson	Renaissance High School	<a href="mailto:atkinson.aimee@westada.org">atkinson.aimee@westada.org</a>	Music Choral	3
Matt Barkley	Post Falls High School	<a href="mailto:mbarkley@sd272.com">mbarkley@sd272.com</a>	Music Band	
Julie Burke	Lewiston High School	<a href="mailto:jburke@lewistonschools.net">jburke@lewistonschools.net</a>	Music Choral	2
Quentin DeWitt	Rocky Mountain High School	<a href="mailto:DeWitt.Quentin@westada.org">DeWitt.Quentin@westada.org</a>	Music Band	3
T. J. Eriksen	Eagle High School	<a href="mailto:eriksen.tyler@westada.org">eriksen.tyler@westada.org</a>	Music Band	3
Shirley Van Paepghem	North Star Charter School	<a href="mailto:svp@northstarcharter.org">svp@northstarcharter.org</a>	General Music	3
Dr. Greg Turner Rahman	U of I	<a href="mailto:gtrahman@uidaho.edu">gtrahman@uidaho.edu</a>	University Media Arts	2

**STATE DEPARTMENT OF EDUCATION  
NOVEMBER 30, 2015**

Dr. Greg Springer	BSU	<a href="mailto:GregorySpringer@boisestate.edu">GregorySpringer@boisestate.edu</a>	University Music	3
Dr. Kathleen Keys	BSU	<a href="mailto:Kathleenkeys@boisestate.edu">Kathleenkeys@boisestate.edu</a>	University Visual Art	3
Becca Sibrian	BSU	<a href="mailto:rsibrian@boisestate.edu">rsibrian@boisestate.edu</a>	University World Language	3
Dr. Sally Machlis	U of I	<a href="mailto:sallymac@uidaho.edu">sallymac@uidaho.edu</a>	University Visual Art	2
Molly Jorgensen	ISU	<a href="mailto:jorgmoll@isu.edu">jorgmoll@isu.edu</a>	University Dance	5
Vanessa Ballam	ISU	<a href="mailto:ballvane@isu.edu">ballvane@isu.edu</a>	University Theatre	5
Lola Johnson	Lowell Scott Middle S	<a href="mailto:ljohnson2510@live.com">ljohnson2510@live.com</a>	Visual Art	3
<b>Camille Johnson</b>	Twin Falls High School	<a href="mailto:JohnsonCa@tfsd.org">JohnsonCa@tfsd.org</a>	Visual Art	4
Lisa Nelson	Troy High School	<a href="mailto:lnelson@troysd287.org">lnelson@troysd287.org</a>	Visual Art	2
Michele Emery	Frank Church HS	<a href="mailto:michelle.emery@boiseschools.org">michelle.emery@boiseschools.org</a>	Visual Art	3
Katy Shanafelt	Boise HS	<a href="mailto:Katy.Shanafelt@boiseschools.org">Katy.Shanafelt@boiseschools.org</a>		
Heather Ohrtman Rogers	Lewiston	<a href="mailto:hohrtmanrogers@lewistonschools.net">hohrtmanrogers@lewistonschools.net</a>	World Language (S)	2
<b>Andrew Horning</b>	IATLC Kuna HS	<a href="mailto:iatlcwebmaster@gmail.com">iatlcwebmaster@gmail.com</a>	World Language (F)	3
Craig Sheehy	Nampa	<a href="mailto:csheehy@nsd131.org">csheehy@nsd131.org</a>	World Language (S)	3
Cyndi Cook	Mountain Home	<a href="mailto:DCMCOOK@msn.com">DCMCOOK@msn.com</a>	World Language (G)	3
Sheila Miller	Borah HS	<a href="mailto:Sheila.miller@boiseschools.org">Sheila.miller@boiseschools.org</a>	World Language (Other)	3
Steve Besel	Midvale	<a href="mailto:besels@ruralnetwork.net">besels@ruralnetwork.net</a>	Interdisciplinary Humanities	
Melissa Hegg	Boise (Sage)	<a href="mailto:MELISSA.HEGG@SAGEINTERNATIONALSCHOOL.ORG">MELISSA.HEGG@SAGEINTERNATIONALSCHOOL.ORG</a>	Interdisciplinary Humanities	
Jamie Keller-Mann	West Ada	<a href="mailto:keller-mann.jamie@westada.org">keller-mann.jamie@westada.org</a>	Interdisciplinary Humanities	
Ted McManus	McCall	<a href="mailto:tmcmanus@mdsd.org">tmcmanus@mdsd.org</a>	Interdisciplinary Humanities	
Dave Marotz	Rexburg (principal)	<a href="mailto:davidm@sd215.net">davidm@sd215.net</a>	Interdisciplinary Humanities	
Dan Prinzing	Idaho Human Rights Educ. Center	<a href="mailto:dan@wassmuthcenter.org">dan@wassmuthcenter.org</a>	Interdisciplinary Humanities	
Carrie Seymour	BSU	<a href="mailto:cseymour@boisestate.edu">cseymour@boisestate.edu</a>	Interdisciplinary Humanities	
Heather Ohrtman	Lewiston	<a href="mailto:hohrtmanrogers@lewistonschools.net">hohrtmanrogers@lewistonschools.net</a>	Interdisciplinary Humanities	
Mary Karol Taylor	Boise Schools	<a href="mailto:marykarol.taylor@boiseschools.org">marykarol.taylor@boiseschools.org</a>	Interdisciplinary Humanities	
Maura Goodard	Boise Schools	<a href="mailto:maura.goddard@boiseschools.org">maura.goddard@boiseschools.org</a>	Interdisciplinary Humanities	

STATE DEPARTMENT OF EDUCATION  
NOVEMBER 30, 2015

Lisa Nelson	Troy	<a href="mailto:lnelson@troysd287.org">lnelson@troysd287.org</a>	Interdisciplinary Humanities
Peggy Fiske	Lapwai schools		
Kate Hunter	West Ada	Historical/Cultural/Interdisciplinary Connections	CONNECTING
Tracy Harrison	West Ada	Performance	CREATING/PRODUCING
Camille Johnson	Twin Falls	Critical Thinking/Interdisciplinary Connections	RESPONDING/PRESENTING
Helga Frankenstein	Boise	Critical Thinking/Interdisciplinary Connections	RESPONDING
Julie Burke	Lewiston	Performance	CREATING/PERFORMING
Peggy Fiske	Moscow	Visual Art	second meeting only

THIS PAGE INTENTIONALLY LEFT BLANK



# Arts and Humanities

## World Language

Approved by the Idaho State Board of Education, ~~April 17, 2009~~ August 13, 2015

**Rules Governing Thoroughness (08.02.03.004)**

IDAHO CONTENT STANDARDS

~~IDAHO CONTENT STANDARDS  
GRADE 7-12  
HUMANITIES: WORLD LANGUAGES—LEVEL 1~~

~~**Standard 1: Acquisition and use of language.**~~

~~Students comprehend and communicate in the target language through listening, reading, writing, and speaking.~~

~~Level 1 students use the four skills of language acquisition (listening, speaking, reading, and writing) with respect to very basic vocabulary. Students comprehend the language in context when spoken slowly and clearly by teachers or teaching resources. Students read short, modified texts and differentiate symbols, words, questions, and statements. Students write in short simple sentences. Students speak in rehearsed responses to rehearsed questions. The output of a level one student is comprehensible to a sympathetic world languages teacher.~~

~~**Goal 1.1: Listening**~~

~~**Objective(s): Upon completion of Level 1, the student will be able to:**~~

- ~~7-12.WL1.1.1.1—Comprehend basic vocabulary in isolation and in context.~~
- ~~7-12.WL1.1.1.2—Capture essential information from everyday conversations and short passages (e.g., cognates, context clues).~~
- ~~7-12.WL1.1.1.3—Recognize basic sentence types (e.g., questions, sentences, commands, negative and positive).~~
- ~~7-12.WL1.1.1.4—Comprehend question words (e.g., who, what, when, where, how).~~
- ~~7-12.WL1.1.1.5—Recognize number and gender signals.~~
- ~~7-12.WL1.1.1.6—Distinguish between formal and informal address.~~

~~**Goal 1.2: Speaking**~~

~~**Objective(s): Upon completion of Level 1, the student will be able to:**~~

- ~~7-12.WL1.1.2.1—Use basic vocabulary to respond to familiar prompts.~~
- ~~7-12.WL1.1.2.2—Express preferences, desires, opinions, and feelings.~~
- ~~7-12.WL1.1.2.3—Use appropriate level of politeness in simulated social exchanges.~~

~~**Goal 1.3: Reading**~~

~~**Objective(s): Upon completion of Level 1, the student will be able to:**~~

- ~~7-12.WL1.1.3.1—Decode written text, diacritical marks, and symbolic systems.~~
- ~~7-12.WL1.1.3.2—Recognize written forms of basic vocabulary.~~
- ~~7-12.WL1.1.3.3—Associate the written text with spoken forms.~~
- ~~7-12.WL1.1.3.4—Recognize cognates and borrowed words.~~

~~**Goal 1.4: Writing**~~

~~**Objective(s): Upon completion of Level 1, the student will be able to:**~~

- 7-12.WL1.1.4.1—Write basic vocabulary and short sentences (e.g., from dictation, picture cues, cloze activities, word banks).
- 7-12.WL1.1.4.2—Write a logical response to a familiar question or comment.
- 7-12.WL1.1.4.3—Rewrite sentences, using substitutions.
- 7-12.WL1.1.4.4—Construct simple sentences using familiar vocabulary and phrases.

### **Standard 2: Critical Thinking**

Students understand the purposes and functions of world languages. They build literacy and develop critical thinking through analysis and interpretation.

Level 1 students identify some parts of speech found in basic sentence grammar in the target language. Students demonstrate connections between the target language and English (cognates), determine whether sentences are positive or negative, and begin to use verb patterns (e.g., a specific tense when appropriate). Students use a short, comprehensible sentence structure, although it may not be completely accurate.

#### **Goal 2.1: Analysis of Language Elements and Products**

**Objective(s): Upon completion of Level 1, the student will be able to:**

- 7-12.WL1.2.1.1—Manipulate components of simple statements, questions, and commands (e.g., parts of speech, punctuation, and word order).
- 7-12.WL1.2.1.2—Derive meaning from word order.
- 7-12.WL1.2.1.3—Recognize appropriate verb patterns in context or tense.
- 7-12.WL1.2.1.4—Compare linguistic elements among languages.
- 7-12.WL1.2.1.5—Recognize systematic changes in word families.

#### **Goal 2.2: Modification and Manipulation of Language Elements and Products**

**Objective(s): Upon completion of Level 1, the student will be able to:**

- 7-12.WL1.2.2.1—Use systematic changes within word families to expand vocabulary.
- 7-12.WL1.2.2.2—Use acquired verbs appropriately to convey meaning.
- 7-12.WL1.2.2.3—Modify sentences to express positive and negative aspects.
- 7-12.WL1.2.2.4—Organize components of statements, questions, and commands to convey meaning individually and collaboratively.

### **Standard 3: History, Geography, and Culture**

Students demonstrate an understanding of how people and cultures are connected across time in the geographical areas represented by the target languages. Humanities instruction prepares students to work and live as global citizens because of their greater understanding of their own culture and the cultures of others.

Level 1 students find the areas of the world where the target language is spoken, name those lands and states in which the language is spoken, recall some historical facts about those places, and compare daily activities in their own Idaho culture with those in the target cultures. Students demonstrate awareness of customs of politeness (such as forms of address) in the target culture.

#### **Goal 3.1: Historical Context**

~~Objective(s): Upon completion of Level 1, the student will be able to:~~

~~7-12.WL1.3.1.1—Recognize major historical and cultural figures and events from the target culture.~~

~~7-12.WL1.3.1.2—Identify historical connections between English and the target language (e.g., cognates, language origins).~~

~~Goal 3.2: Geographical Context~~

~~Objective(s): Upon completion of Level 1, the student will be able to:~~

~~7-12.WL1.3.2.1—Locate the areas in the world where the target language is spoken.~~

~~7-12.WL1.3.2.2—Describe the geographical features of major areas where the target language is spoken.~~

~~Goal 3.3: Cultural Context~~

~~Objective(s): Upon completion of Level 1, the student will be able to:~~

~~7-12.WL1.3.3.1—Compare and contrast the everyday life and social observances of the target culture with U.S. culture.~~

~~7-12.WL1.3.3.2—Recognize nonverbal cues and body language typically used in the target language.~~

~~7-12.WL1.3.3.3—Use appropriate cultural responses in diverse exchanges (e.g. forms of address, levels of familiarity).~~

**IDAHO CONTENT STANDARDS  
GRADE 7-12  
HUMANITIES: WORLD LANGUAGES—LEVEL 2**

~~The student is expected to know content and apply skills from Level 1.~~

~~Standard 1: Acquisition and use of language.~~

~~Students comprehend and communicate in the target language through listening, reading, writing, and speaking.~~

~~Level 2 students use the four language acquisition skills with an expanded, but still basic, vocabulary. Students comprehend aural input in longer and more complex pieces (up to several minutes of input at a time). Students follow classroom directions given in the target language. Students read longer (100 to 250 word) passages, which contain both familiar and unfamiliar vocabulary, and use a variety of strategies to decipher the unfamiliar pieces. Students write paragraph length texts about a variety of familiar topics, in a variety of settings (place and time). Students engage in more extended conversation about rehearsed topics with the teacher and respond to unrehearsed but familiar questions with appropriate language. Students present rehearsed information orally. All student output in the second year should be comprehensible to a sympathetic native speaker and/or teacher of the language.~~

~~Goal 1.1: Listening~~

~~Objective(s): Upon completion of Level 2, the student will be able to:~~



**STATE DEPARTMENT OF EDUCATION  
NOVEMBER 30, 2015**

- 7-12.WL2.1.1.1—Comprehend expanding vocabulary in isolation and in context.
- 7-12.WL2.1.1.2—Follow general classroom instruction in the target language.
- 7-12.WL2.1.1.3—Distinguish if an action described is taking place in the past, present, or future.
- 7-12.WL2.1.1.4—Comprehend speech in a variety of forms (e.g., regional accents, teacher talking in varying rates of delivery).

**Goal 1.2: Speaking**

**Objective(s): Upon completion of Level 2, the student will be able to:**

- 7-12.WL2.1.2.1—Engage in an extended conversation about rehearsed topics.
- 7-12.WL2.1.2.2—Retell stories and present information (e.g., from texts, visual clues, Internet sources).
- 7-12.WL2.1.2.3—Read texts aloud.
- 7-12.WL2.1.2.4—Respond to familiar, unrehearsed questions and situations using appropriate target language.

**Goal 1.3: Reading**

**Objective(s): Upon completion of Level 2, the student will be able to:**

- 7-12.WL2.1.3.1—Read and comprehend short passages consisting of familiar vocabulary.
- 7-12.WL2.1.3.2—Read and comprehend short passages that contain some unfamiliar vocabulary.
- 7-12.WL2.1.3.3—Scan authentic sources to gain specific information through visual clues and cognates.
- 7-12.WL2.1.3.4—Read more complex, annotated passages with supplied vocabulary.

**Goal 1.4: Writing**

**Objective(s): Upon completion of Level 2, the student will be able to:**

- 7-12.WL2.1.4.1—Write in a variety of forms and tenses, using acquired vocabulary to focus on time, events, and settings.
- 7-12.WL2.1.4.2—Create paragraph-length writings about familiar topics.

**Standard 2: Critical Thinking**

Students understand the purposes and functions of world languages. They build literacy and develop critical thinking through analysis and interpretation.

Level 2 students recognize and derive meaning from correctly used language elements and manipulate these elements to create texts with meaning. Students create output in speech and writing, which demonstrates improving use of grammar elements, verbal expression, and vocabulary. Students express preferences in several ways, ask a variety of questions, and express a variety of needs and wishes.

**Goal 2.1: Analysis of Language Elements and Products**

**Objective(s): Upon completion of Level 2, the student will be able to:**

- 7-12.WL2.2.1.1—Recognize appropriate verb patterns (e.g., tenses and intonations).

- 7-12.WL2.2.1.2—Recognize and derive meaning from correctly used language elements (e.g., nouns, pronouns, articles, adjectives, adverbs, prepositions).
- 7-12.WL2.2.1.3—Predict meaning of unfamiliar words based on context and word families.

**~~Goal 2.2: Modification and Manipulation of Language Elements and Products~~**

**~~Objective(s): Upon completion of Level 2, the student will be able to:~~**

- 7-12.WL2.2.2.1—Manipulate language structures to demonstrate comparative and superlative relationships.
- 7-12.WL2.2.2.2—Use language structures to express degrees of preference or differences (e.g., “I like hamburgers,” “I prefer hamburgers to hotdogs”).
- 7-12.WL2.2.2.3—Use language-specific structures to show roles of nouns, pronouns, adjectives, and adverbs in context (e.g., subject, possessive, object).

**Standard 3: History, Geography, and Culture**

~~Students demonstrate an understanding of how people and cultures are connected across time in geographical areas represented by the target languages. Humanities instruction prepares students to work and live as global citizens because of their greater understanding of their own culture and the cultures of others.~~

~~Level 2 students recall the basic geography and history of the target cultures, and furthermore have a deeper understanding of selected regions, persons, and events in the target culture. Students discuss some of the cultural features of the regions in the target language.~~

**~~Goal 3.1: Historical Context~~**

**~~Objective(s): Upon completion of Level 2, the student will be able to:~~**

- 7-12.WL2.3.1.1—Analyze the impact of selected historical figures and events on the target culture.

**~~Goal 3.2: Geographical Context~~**

**~~Objective(s): Upon completion of Level 2, the student will be able to:~~**

- 7-12.WL2.3.2.1—Examine geopolitical regions selected from the target culture (e.g., focus on a city, geographical entity).

**~~Goal 3.3: Cultural Context~~**

**~~Objective(s): Upon completion of Level 2, the student will be able to:~~**

- 7-12.WL2.3.3.1—Identify unique cultural aspects of regions in the target culture (e.g., food, holidays, customs, celebrations).

**IDAHO CONTENT STANDARDS  
GRADE 7-12  
HUMANITIES: WORLD LANGUAGES—LEVELS 3-4**

~~The student is expected to know content and apply skills from Levels 1–2.~~

~~**Standard 1: Acquisition and use of language.**~~

~~Students comprehend and communicate in the target language through listening, reading, writing, and speaking.~~

~~Level 3 and 4 students acquire a variety of more comprehensive vocabulary, varying according to the topics selected during a particular year. Students listen to and comprehend extended spoken lectures, discussions, and media presentations in the target language. Students conduct classroom events in the target language. Students read texts of varying lengths, including stories, Internet texts, short novels, and authentic texts such as advertisements and news articles. Students write about these various topics, using appropriate resources. Students write longer and more accurate pieces. Students participate in unrehearsed classroom conversations in the target language, present formal oral projects, and read aloud comprehensibly. Output from an advanced student should be comprehensible to sympathetic teachers, classmates, and native speakers.~~

~~**Goal 1.1: Listening**~~

~~**Objective(s): Upon completion of Levels 3–4, the student will be able to:**~~

- ~~7-12.WL3.1.1.1—Comprehend vocabulary related to class themes and literature.~~
- ~~7-12.WL3.1.1.2—Comprehend extended passages and peer conversations in the target language.~~
- ~~7-12.WL3.1.1.3—Gather key information from longer passages.~~
- ~~7-12.WL3.1.1.4—Interpret the intent or meaning of a spoken passage (tone, idioms, nuance, sarcasm, irony).~~
- ~~7-12.WL3.1.1.5—Comprehend authentic speech.~~

~~**Goal 1.2: Speaking**~~

~~**Objective(s): Upon completion of Levels 3–4, the student will be able to:**~~

- ~~7-12.WL3.1.2.1—Engage in an extended conversation about unrehearsed topics.~~
- ~~7-12.WL3.1.2.2—Use alternatives to express meaning (e.g., circumlocution, synonyms, antonyms).~~
- ~~7-12.WL3.1.2.3—Engage in a planned conversation on a thematic topic (e.g., role playing, panel discussion, discussion of a literary work).~~

~~**Goal 1.3: Reading**~~

~~**Objective(s): Upon completion of Levels 3–4, the student will be able to:**~~

- ~~7-12.WL3.1.3.1—Acquire new vocabulary through reading.~~
- ~~7-12.WL3.1.3.2—Identify the key elements or main idea of authentic information texts.~~
- ~~7-12.WL3.1.3.3—Summarize content of passages (e.g., poetry, song lyrics, folktales, fiction, graphic novels, and Internet text).~~
- ~~7-12.WL3.1.3.4—Read and comprehend extended narratives.~~

### **Goal 1.4: Writing**

**Objective(s): Upon completion of Levels 3–4, the student will be able to:**

- 7-12.WL3.1.4.1—Write in a variety of forms about thematic subjects.
- 7-12.WL3.1.4.2—Incorporate all acquired tenses, structures, and vocabulary in original works.

### **Standard 2: Critical Thinking**

Students understand the purposes and functions of world languages. They build literacy and develop critical thinking through analysis and interpretation.

Level 3 and 4 students interpret some nuances and the intent of the target language, such as humor, irony, and sarcasm, and begin to use these in their speech and writing. Students speak and write with increasingly correct and complex structures and vocabulary.

### **Goal 2.1: Analysis of Language Elements and Products**

**Objective(s): Upon completion of Levels 3–4, the student will be able to:**

- 7-12.WL3.2.1.1—Infer meaning of an unfamiliar word based on its grammatical position and origins.
- 7-12.WL3.2.1.2—Recognize appropriate verb patterns (e.g., modes, tenses, and intonations).
- 7-12.WL3.2.1.3—Compare idiomatic and figurative expressions among languages.
- 7-12.WL3.2.1.4—Predict the meaning of a word based on its origin and usage in the sentence.

### **Goal 2.2: Modification and Manipulation of Language Elements and Products**

**Objective(s): Upon completion of Levels 3–4, the student will be able to:**

- 7-12.WL3.2.2.1—Predict outcomes of and infer meaning from authentic written and oral sources (e.g., poetry, lyrics, literature, and Internet).
- 7-12.WL3.2.2.2—Use language to achieve complex social objectives (e.g., persuasion, apology, complaints, regrets).

### **Standard 3: History, Geography, and Culture**

Students demonstrate an understanding of how people and cultures are connected across time in geographical areas represented by the target languages. Humanities instruction prepares students to work and live as global citizens because of their greater understanding of their own culture and the cultures of others.

Students demonstrate an understanding of the historical, geographical, and cultural contexts of the target language.

Level 3 and 4 students examine geography, history, and culture in the context of class themes in the target language.

### **Goal 3.1: Historical Context**

**Objective(s): Upon completion of Levels 3–4, the student will be able to:**

- ~~7-12.WL3.3.1.1—Examine selected historical figures and events in depth.~~
- ~~7-12.WL3.3.1.2—Investigate the historical context of selected examples of art, music, literature, and film from the target culture.~~

**~~Goal 3.2: Geographical Context~~**

- ~~7-12.WL3.3.2.1—Discuss geography in context of class themes.~~

**~~Goal 3.3: Cultural Context~~**

**~~Objective(s): Upon completion of Levels 3–4, the student will be able to:~~**

- ~~7-12.WL3.3.3.1—React to current events in the target language.~~
- ~~7-12.WL3.3.3.2—Use Internet resources in the target language to explore a variety of topics.~~
- ~~7-12.WL3.3.3.3—Demonstrate a willingness to be open and responsive to new and diverse perspectives.~~

## Idaho Content Standards World Language

### COMMUNICATION

**Goal: Communicate effectively in multiple languages and utilize the target language to function in a variety of social/work related situations**

**Enduring Understanding: Communication and collaboration in more than one language is vital for success in an interconnected world.**

**Essential Question(s)?**

- What is the purpose of language?
- What do humans do with language and to what end?
- How does an increasingly interconnected world impact language learning?

**Standards and Objectives:**

- Interpersonal communication Standard COMM 1: Interact with others in the target language and gain meaning from interactions in the target language.
  - Objective COMM 1.1: Interact and negotiate meaning (spoken, signed, written conversation) to share information, reactions, feelings, and opinions

- Interpretive communication Standard COMM 2: Discover meaning from what is heard, read or viewed on a variety of topics in the target language
  - Objective COMM 2.1: Understand, interpret, and analyze what is heard, read, or viewed on a variety of topics.
- Presentational communication Standard COMM 3: Utilize appropriate media to present an idea to an audience
  - Objective COMM 3.1: Present information, concepts, and ideas to inform, explain, persuade, and narrate on a variety of topics using appropriate media in the target language.
  - Objective COMM 3.2: Adapt presentation to various audiences of listeners, readers, or viewers.

## CULTURES

**Goal: Interact with cultural competence and understanding in an interconnected world.**

**Enduring Understanding:** The study of culture is deeply intertwined with the study of other languages. Developing an understanding and awareness of other cultures' perspectives is critical in the development of global competence.

- **Essential Question(s):**
- How do a variety of cultures impact our daily lives?
- Why is cultural sensitivity an important part of gaining global competence?
- What is their perspective?
- How does their perspective influence what people do/create?

### **Standards and Objectives:**

- Relating cultural practices to perspective Standard CLTR 1: Investigate, explain and reflect on the relationship between the practices and perspectives of the cultures studied in the target language.
  - Objective CLTR 1.1: Analyze the cultural practices/patterns of behavior accepted as the societal norm in the target culture.
  - Objective CLTR 1.2: Explain the relationship between cultural practices/behaviors and the perspectives that represent the target culture's view of the world.
  - Objective CLTR 1.3: Function appropriately in diverse contexts within the target culture.

- Relating cultural products to perspective Standard CLTR 2: Investigate, explain and reflect on the relationship between the products and perspectives of the cultures studied in the target language.
  - Objective CLTR 2.1: Analyze the significance of a product (art, music, literature, etc...) in a target culture.
  - Objective CLTR 2.2: Describe the connections of products from the target culture with the practices and perspectives of the culture.
  - Objective CLTR 2.3: Justify the underlying beliefs or values of the target culture that resulted in the creation of the product.

## CONNECTIONS

**Goal: Acquire information and diverse perspectives in order to use the target language to connect to other disciplines and to function in academic and career related situations.**

**Enduring Understanding:** Interdisciplinary learning is a critical component in the educational experience of all students. Connecting multiple disciplines builds and reinforces the content  
**Enduring Understanding:** Languages and cultures are multi-faceted, the diverse patterns and perspectives inherent to language systems/cultures express meaning in culturally appropriate ways.

### **Essential Question(s):**

- What role does language learning play in the educational experience of students?
- How does connecting to other disciplines make students well-informed global citizens?
- How does extending student access to variety of information and diverse perspectives influence their ability to perform in academic and career related settings?

### **Standards and Objectives:**

- Making connections Standard CONN 1: Build, reinforce, and expand knowledge of other disciplines while using the target language to develop critical thinking/creative problem solving skills.
  - Objective CONN 1.1: Compare and contrast information acquired from other content areas.
  - Objective CONN 1.2: Relate information studied in other subjects to the target language and culture.
- Acquiring information and diverse perspectives Standard CONN 2: Access and evaluate information and diverse perspectives that are available through the target language and its cultures.
  - Objective CONN 2.1: Access authentic materials prepared in the target language by or for native speakers.

- Objective CONN 2.2: Analyze the content and cultural perspectives of authentic materials prepared in the target language by or for native speakers
- Objective CONN 2.3: Compare and contrast cultural similarities and differences in authentic materials.

## COMPARISONS

**Goal: Develop insight and understanding of target culture and language in order to interact with cultural competence.**

**Enduring Understanding:** Languages and cultures are multi-faceted, the diverse patterns and perspectives inherent to language systems/cultures express meaning in culturally appropriate ways.

**Essential Question(s):**

- How does the target language differ from the learner's first language?
- How do the target culture's perspectives compare to the learner's perspective?
  
- **Standards and Objectives:**
- Cultural Comparisons Standard COMP 2: Investigate, explain, and reflect on the concept of culture through the comparisons of the cultures studied and their own.
  - Objective COMP 1.1: Observe formal and informal forms of language.
  - Objective COMP 1.2: Identify patterns and explain discrepancies the sounds and the writing system in the target language.
  - Objective COMP 1.3: Compare and analyze idiomatic expressions in the target language.
- Cultural Comparisons Standard COMP 2: Investigate, explain, and reflect on the concept of culture through the comparisons of the cultures studied and their own.
  - Objective COMP 2.1: Identify, describe and compare/contrast products and their use in the target culture with the learner's culture.
  - Objective COMP 2.2: Compare and contrast appropriate gestures and oral expressions in the target culture with the learner's culture.
  - Objective COMP 2.3: Compare and contrast authentic materials from the target culture with the learner's culture.

## COMMUNITIES

**Goal: Communicate and interact with cultural competence in multilingual communities at home and around the world.**



Enduring Understanding: The increasing interconnectedness of the world's economy requires that United States citizens continue to become proficient in other languages and adept at understanding and communicating appropriately in cultural contexts.

Essential Question(s):

- How are language proficiency and cultural competence developed?
- How do continued opportunities to learn and use language increase language proficiency over a period of time?
- What personal benefits are there to becoming a lifelong language learner?
  
- Standards and Objectives:
  
- School and Global Communities Standard COMT 1: Interact and collaborate in communities and the globalized world both within and beyond the classroom.
  - Objective COMT 1.1: Participate in multilingual communities at home and around the world.
  - Objective COMT 1.2: Discuss personal preferences in activities and events both within and beyond the classroom.
  - Objective COMT 1.3: Utilize knowledge of the target language to tutor English language learners that know the target language.
- Lifelong learning Standard COMT 2: Reflect on progress using languages for enjoyment, enrichment, and advancement.
  - Objective COMT 2.1: Interpret materials and/or use media from the language and culture for enjoyment.
  - Objective COMT 2.2: Explore opportunities to use the target language for personal enrichment/professional advancement/communication skills.

## PERFORMANCE INDICATORS

### IDAHO WORLD LANGUAGE STANDARDS

\*\*Performance indicators provide a continuum of learning within each of the 5 goal areas and 11 standards. Language learners will progress through the continuum at varied rates; therefore, level achieved within the performance indicators will not necessarily correspond with the number of years of study.

#### COMMUNICATION 1: Interpersonal

Interact with others in the target language and gain meaning from interactions in the target language.

NOVICE

- Express self in conversations that are based upon very familiar topics. Access a variety of words, phrases, simple sentences, and questions that have been highly practiced and memorized.
- Respond to basic questions about self and others using a series of highly practiced or memorized phrases.
- Communicate about self, others, and everyday life using a series of highly practiced or memorized phrases.

INTERMEDIATE

- Express self and actively participate in conversations on familiar topics using single sentences or a series of sentences.
- Handle short social interactions in everyday situations by asking and answering a variety of questions.
- Communicate about self, others, and everyday life.

ADVANCED

- Express self to maintain conversations on familiar topics and new concrete academic, social and work related topics.
- Handle changes in situations confidently and share one's point of view in discussions.
- Communicate in paragraph length conversations about self, others, or events with detail and organization.

**COMMUNICATION 2: Interpretive**

Discover meaning from what is heard, read or viewed on a variety of topics in the target language.

NOVICE

- List key characters and main events from developmentally appropriate narratives based on familiar themes.
- Identify people and objects within one's environment, based on oral and written descriptions.
- Report out the content of brief written messages and short personal notes on familiar topics such as family, school events, and celebrations.

INTERMEDIATE

STATE DEPARTMENT OF EDUCATION  
NOVEMBER 30, 2015

- Identify the principal characters and discuss the main idea and themes in a piece of literature.
- Locate key ideas/items in authentic materials and relate them to people and objects in one's own life.
- Restate information and react to messages within short articles or video clips from the target culture.

ADVANCED

- Discuss main ideas and key details of live/recorded discussions, lectures, and presentations from the target culture.
- Analyze main plot, subplot, characters and their descriptions, roles, and significance in authentic literary texts.
- Summarize principal elements of non-fiction articles on topics of current and historical importance to members of the target culture.

**COMMUNICATION 3: Presentational**

NOVICE

- Present information about self or others using simple sentences or memorized phrases.

INTERMEDIATE

- Express one's opinions and state facts about oneself using a series of sentences.

ADVANCED

- Deliver an organized presentation about a variety of topics that is appropriate for the audience.

**CULTURE 1: Cultural Practices**

Investigate, explain, and reflect on the relationship between the **practices** and perspectives of the cultures studied in the target language.

NOVICE

- Use appropriate gestures within the classroom environment.
- Imitate appropriate etiquette from the target culture.

STATE DEPARTMENT OF EDUCATION  
NOVEMBER 30, 2015

- List cultural practices observed in a video from the target culture.
- Role play simple interactions in stores and restaurants in the target culture.

INTERMEDIATE

- Use formal and informal forms of address appropriately in rehearsed situations.
- Adjust language and message gradually to acknowledge audiences with varied cultural backgrounds.
- Suggest reasons for connecting cultural practices to associated products and perspectives.
- Role play culturally appropriate interactions with shop keepers, ticket sellers, waiters, taxi drivers, etc. in the target culture.

ADVANCED

- Use formal and informal forms of address appropriately in unrehearsed situations.
- Adjust language, messages, and behaviors to acknowledge audiences with varied cultural backgrounds.
- Provide evidence based reasoning for connecting cultural practices to associated products and perspectives.
- Utilize culturally appropriate behaviors and language in a variety of situations in the target language.

**CULTURE 2: Cultural Products**

Investigate, explain and reflect on the **products** and perspectives of the cultures studied in the target language.

NOVICE

- Give simple reasons for the role and importance of products from the target culture.
- Identify the author/country of origin for short poems, stories, or plays from the target culture.
- Make simple connections between cultural products, associated practices, and possible perspectives from the target culture.

INTERMEDIATE

- Identify, investigate, and analyze the function of everyday objects produced in the culture.
- Identify and analyze cultural products found in literature, news stories, and films from the target culture.
- Create connections based on background knowledge between cultural products, associated practices, and perspectives.

ADVANCED

- Research, in detail, the role and importance of products from the target cultures.
- Identify and analyze the role and importance of cultural products found in literature, news stories, and film.
- Provide evidence-based insights connecting cultural products, associated practices, and perspectives.

CONNECTIONS 1: Making Connections

Build, reinforce, and expand knowledge of other disciplines while using the target language to develop critical thinking/creative problem solving skills.

NOVICE

- Use skills gained in other content areas to study key historical figures/events in the target culture.
- Use skills gained in other content areas to convert currencies, weights, and measures from the United States' standard to that of the target culture in order to understand prices, size, and distance.
- Use skills gained in other content areas to discuss the similarities and differences between the cultural norm in the United States and that of the target culture (e.g. food, clothing, music).
- Read text from the target culture (e.g., maps) using skills gained in other content areas.

INTERMEDIATE

- Seek out articles/multimedia in the target language for content being studied or previously studied in history and English.
- Use skills gained in other content areas to analyze the impact of currencies rates and measurement systems upon those who travel from the United States to a country within the target culture.
- Analyze and report on the similarities and differences between a cultural norm in the United States and that of the target culture (e.g., food, clothing, music), using knowledge from other content areas.
- Analyze texts from the target culture using skills gained in other content areas.

ADVANCED

- Write a critical analysis for a movie where the target language is spoken.
- Research and discuss how various governmental structures might impact global issues such as currency rates or travel visas.
- Explore, discuss, and debate topics from other academic subjects (e.g. political and historical concepts, worldwide health issues, and environmental concerns).

- Write and/or produce an original work that highlights a challenge facing people in countries where the target language is spoken.

### **CONNECTIONS 2: Acquiring information/perspectives**

Access and evaluate information and diverse perspectives that are available through the target language and its cultures.

#### **NOVICE**

- Interpret the main idea from infographics showing statistics, such as number of endangered species or changes in population.
- Identify the main idea of current events reported in the news about the target culture.
- Access short texts and videos from the target culture.

#### **INTERMEDIATE**

- Access charts and surveys about daily life in the target culture and compare these resources with similar events in the United States.
- Compare current events reported in the news to similar events in the United States.
- View publicity and promotional information from the target culture.

#### **ADVANCED**

- Research an issue of global importance and provide insight into the issue from the perspective of the target culture.
- Research and debate current events in the target culture.
- Compare, analyze, and present on how and why advertisements for the same product differ in the target culture and the United States.

### **COMPARISONS 1: Language**

Investigate, explain, and reflect on the nature of language through comparisons of the language studied and one's own.

#### **NOVICE**

- Compare word order and sentence structure between one's own language and the target language.
- Observe the use of formal and informal structures in the target language.
- Report similarities and differences between the sound and writing systems of one's own language and the target language.

INTERMEDIATE

- Hypothesize about the similarities of languages based on the use of cognates and idioms.
- Match groups of people with ways of expressing respect in the target culture.
- Identify patterns and explain discrepancies between the sound and writing systems of one's own language and the target language.

ADVANCED

- Compare the choice/use of particular grammatical structures among languages.
- Identify, compare, and analyze how language functions in society and regional/national linguistic patterns in the target language.
- Compare the writing system of the target language to one's own and discuss the nature of other writing systems.

COMPARISONS 2: Culture

Investigate, explain, and reflect on the concept of culture through the comparisons of the cultures studied and one's own.

NOVICE

- Compare daily routines, celebrations, etc. in one's culture and the target culture.
- Identify, describe, and compare/contrast products and their use in the target culture and one's own (e.g. toys, clothing, food).
- Observe, identify, and compare/contrast simple patterns of behavior or interactions in various settings in the target culture and one's own.
- Identify and discuss similarities and differences in themes and techniques in creative works from the target cultures and one's own.

INTERMEDIATE

- Compare and contrast the role of family, schools schedules, value of social media etc. in one's culture and the target culture.
- Identify, investigate, and compare/contrast the function of everyday objects (e.g. toys, tools, clothing, food) produced in the target culture and one's own.
- Document and contrast verbal and non-verbal behavior in daily activities among peers or mixed groups in the target culture and one's own.
- Hypothesize about the relationship between cultural perspectives and expressive products (e.g. visual arts, music, and literature) by analyzing selected products for the target culture and one's own.

ADVANCED

**STATE DEPARTMENT OF EDUCATION  
NOVEMBER 30, 2015**

- Compare and contrast the value placed on work, leisure time, health and wellness in one’s culture and the target culture.
- Identify, analyze and discuss tangible and intangible products and their use in the target culture and one’s own as represented in authentic materials.
- Compare cultural nuances of meanings of words, idioms, and vocal inflections in the target language and one’s own.
- Identify, examine and analyze the relationship between cultural products, practices, and perspectives in the target culture and one’s own by conducting research, observations, or interviews.

**COMMUNITIES 1: School and Global Communities**

Interact and collaborate in communities and the globalized world, both within and beyond the classroom.

**NOVICE**

- Communicate on a personal level with speakers of the language in person or via email, video chats, etc.
- Identify professions that require proficiency in another language.
- Simulate interactions that might take place in a community setting using the target culture/language.

**INTERMEDIATE**

- Present information gained from a native speaker about a cultural event or topic of interest in the target language.
- Discuss steps to becoming a professional in a field requiring language proficiency.
- Discuss one’s preferences/opinions concerning leisure activities and current events, in written form or orally, with peers who speak the target language.

**ADVANCED**

- Communicate orally or in writing with members of another other culture regarding topics of personal interest, community issues, or world concerns.
- Participate in a career exploration or school-to-work project which requires proficiency in the language and culture.
- Discuss and express opinions on current events and issues through interpersonal oral or written exchanges with speakers of the target language and/or students in class.

**COMMUNITIES 2: Lifelong Learning**



**STATE DEPARTMENT OF EDUCATION  
NOVEMBER 30, 2015**

Reflect on progress using languages for enjoyment, enrichment, and advancement.

NOVICE

- Reflect on one's progress in communication skills and collect evidence to support one's growth.
- Explore and interpret media and materials from the target culture for enjoyment.
- Attend cultural or social events from the target culture.

INTERMEDIATE

- Collect evidence showing that learning targets for each unit have been met.
- Exchange information with native speakers and use various media to view cultural events for entertainment/learning.
- Seek community /online activities that foster an interaction with native speakers of the target language.

ADVANCED

- Document language growth through collecting evidence and records that support meeting or exceeding the learning targets for each unit.
- Attend events or use media from the target culture for entertainment or personal growth.
- Explore online resources to find sites of personal interest where one can use the target language to maintain and increase his or her language skills.

Copyright © 2015 Idaho Fine Arts Standards  
With permission to adopt/adapt from State Education Agency Directors of Arts Education

THIS PAGE INTENTIONALLY LEFT BLANK



# Arts and Humanities

## Media Arts

Approved by the Idaho State Board of Education, [August 13, 2015](#)

**Rules Governing Thoroughness (08.02.03.004)**

IDAHO CONTENT STANDARDS

## Idaho Fine Arts Standards – Media Arts K-3

### Media Arts/Creating

#### #MA:Cr1.1.1

#### Process Component: Conceive

Anchor Standard: Generate and conceptualize artistic ideas and work.

Enduring Understanding: Media arts ideas, works, and processes are shaped by the imagination, creative processes, and by experiences, both within and outside of the arts.

Essential Question: How do media artists generate ideas? How can ideas for media arts productions be formed and developed to be effective and original?

#### Grade K

##### MA:Cr1.1.1.K

a. Discover and share ideas for media artworks using play and experimentation.

#### Grade 1

##### MA:Cr1.1.1.1

a. Express and share ideas for media artworks through sketching and modeling.

#### Grade 2

##### MA:Cr1.1.1.2

a. Discover multiple ideas for media artworks through brainstorming and improvising.

#### Grade 3

##### MA:Cr1.1.1.3

a. Develop multiple ideas for media artworks using a variety of tools, methods and/or materials.

### Media Arts/Creating

#### #MA:Cr2.1.1

#### Process Component: Develop

Anchor Standard: Organize and develop artistic ideas and work.

Enduring Understanding: Media artists plan, organize, and develop creative ideas, plans, and models into process structures that can effectively realize the artistic idea.

Essential Question: How do media artists organize and develop ideas and models into process structures to achieve the desired end product?

#### Grade K

##### MA:Cr2.1.1.K

a. With guidance, use ideas to form plans or models for media arts productions.

#### Grade 1

##### MA:Cr2.1.1.1

a. With guidance, use identified ideas to form plans and models for media arts productions.

#### Grade 2

##### MA:Cr2.1.1.2

a. Choose ideas to create plans and models for media arts productions.

**Grade 3**

**MA:Cr2.1.1.3**

a. Form, share, and test ideas, plans, and models to prepare for media arts productions.

**Media Arts/Creating**

**#MA:Cr3.1**

**Process Component: Construct**

**Anchor Standard: Refine and complete artistic work.**

**Enduring Understanding: The forming, integration, and refinement of aesthetic components, principles, and processes creates purpose, meaning, and artistic quality in media artworks.**

**Essential Question: What is required to produce a media artwork that conveys purpose, meaning, and artistic quality? How do media artists improve/refine their work?**

**Grade K**

**MA:Cr3.1.K**

a. Form and capture media arts content for expression and meaning in media arts productions.

b. Make changes to the content, form, or presentation of media artworks and share results.

**Grade 1**

**MA:Cr3.1.1**

a. Create, capture, and assemble media arts content for media arts productions, identifying basic principles, such as pattern and repetition.

b. Practice and identify the effects of making changes to the content, form, or presentation, in order to refine and finish media artworks.

**Grade 2**

**MA:Cr3.1.2**

a. Construct and assemble content for unified media arts productions, identifying and applying basic principles, such as positioning and attention.

b. Test and describe expressive effects in altering, refining, and completing media artworks.

**Grade 3**

**MA:Cr3.1.3**

a. Construct and order various content into unified, purposeful media arts productions, describing and applying a defined set of principles, such as movement and force.

b. Practice and analyze how the emphasis of elements alters effect and purpose in refining and completing media artworks.

**Media Arts/Producing**

**#MA:Pr4.1**

**Process Component: Integrate**

**Anchor Standard: Select, analyze, and interpret artistic work for presentation.**

**Enduring Understanding: Media artists integrate various forms and contents to develop complex, unified artworks.**

**Essential Question: How are complex media arts experiences constructed?**

**Grade K**

**MA:Pr4.1.K**

a. With guidance, combine arts forms and media content, such as dance and video, to form media artworks.

**Grade 1**

**MA:Pr4.1.1**

a. Combine varied academic, arts, and media content in media artworks, such as an illustrated story.

**Grade 2**

**MA:Pr4.1.2**

a. Practice combining varied academic, arts, and media content into unified media artworks, such as a narrated science animation.

**Grade 3**

**MA:Pr4.1.3**

a. Practice combining varied academic, arts, and media forms and content into unified media artworks, such as animation, music, and dance.

**Media Arts/Producing**

**#MA:Pr5.1**

**Process Component: Practice**

**Anchor Standard: Develop and refine artistic techniques and work for presentation.**

**Enduring Understanding: Media artists require a range of skills and abilities to creatively solve problems within and through media arts productions.**

**Essential Question: What skills are required for creating effective media artworks and how are they improved? How are creativity and innovation developed within and through media arts productions? How do media artists use various tools and techniques?**

**Grade K**

**MA:Pr5.1.K**

a. Identify and demonstrate basic skills, such as handling tools, making choices, and cooperating in creating media artworks.

b. Identify and demonstrate creative skills, such as performing, within media arts productions.

c. Practice, discover, and share how media arts creation tools work.

**Grade 1**

**MA:Pr5.1.1**

a. Describe and demonstrate various artistic skills and roles, such as technical steps, planning, and collaborating in media arts productions.

b. Describe and demonstrate basic creative skills within media arts productions, such as varying techniques.

c. Experiment with and share different ways to use tools and techniques to construct media artworks.

**Grade 2**

**MA:Pr5.1.2**

a. Enact roles to demonstrate basic ability in various identified artistic, design, technical, and soft skills, such as tool use and collaboration in media arts productions.

b. Demonstrate use of experimentation skills, such as playful practice, and trial and error, within

and through media arts productions.

c.Demonstrate and explore identified methods to use tools to capture and form media artworks.

**Grade 3**

**MA:Pr5.1.3**

a.Exhibit developing ability in a variety of artistic, design, technical, and organizational roles, such as making compositional decisions, manipulating tools, and group planning in media arts productions.

b.Exhibit basic creative skills to invent new content and solutions within and through media arts productions.

c.Exhibit standard use of tools and techniques while constructing media artworks.

**Media Arts/Producing**

**#MA:Pr6.1**

**Process Component: Present**

**Anchor Standard: Convey meaning through the presentation of artistic work.**

**Enduring Understanding: Media artists purposefully present, share, and distribute media artworks for various contexts.**

**Essential Question: How does time, place, audience, and context affect presenting or performing choices for media artworks? How can presenting or sharing media artworks in a public format help a media artist learn and grow?**

**Grade K**

**MA:Pr6.1.K**

a.With guidance, identify and share roles and the situation in presenting media artworks.

b.With guidance, identify and share reactions to the presentation of media artworks.

**Grade 1**

**MA:Pr6.1.1**

a.With guidance, discuss presentation conditions and perform a task in presenting media artworks.

b.With guidance, discuss the experience of the presentation of media artworks.

**Grade 2**

**MA:Pr6.1.2**

a.Identify and describe presentation conditions and perform task(s) in presenting media artworks.

b.Identify and describe the experience and share results of presenting media artworks.

**Grade 3**

**MA:Pr6.1.3**

a.Identify and describe the presentation conditions, and take on roles and processes in presenting or distributing media artworks.

b.Identify and describe the experience, and share results of and improvements for presenting media artworks.

**Media Arts/Responding**

**#MA:Re7.1**

**Process Component:** Perceive

**Anchor Standard:** Perceive and analyze artistic work.

**Enduring Understanding:** Identifying the qualities and characteristics of media artworks improves one's artistic appreciation and production.

**Essential Question:** How do we 'read' media artworks and discern their relational components? How do media artworks function to convey meaning and manage audience experience?

**Grade K**

**MA:Re7.1.K**

a. Recognize and share components and messages in media artworks.

b. Recognize and share how a variety of media artworks create different experiences.

**Grade 1**

**MA:Re7.1.1**

a. Identify components and messages in media artworks.

b. With guidance, identify how a variety of media artworks create different experiences.

**Grade 2**

**MA:Re7.1.2**

a. Identify and describe the components and messages in media artworks.

b. Identify and describe how a variety of media artworks create different experiences.

**Grade 3**

**MA:Re7.1.3**

a. Identify and describe how messages are created by components in media artworks.

b. Identify and describe how various forms, methods, and styles in media artworks manage audience experience.

**Media Arts/Responding**

**#MA:Re8.1**

**Process Component:** Interpret

**Anchor Standard:** Interpret intent and meaning in artistic work.

**Enduring Understanding:** Interpretation and appreciation require consideration of the intent, form, and context of the media and artwork.

**Essential Question:** How do people relate to and interpret media artworks?

**Grade K**

**MA:Re8.1.K**

a. With guidance, share observations regarding a variety of media artworks.

**Grade 1**

**MA:Re8.1.1**

a. With guidance, identify the meanings of a variety of media artworks.

**Grade 2**

**MA:Re8.1.2**

a. Determine the purposes and meanings of media artworks, considering their context.

**Grade 3**

**MA:Re8.1.3**



a.Determine the purposes and meanings of media artworks while describing their context.

**Media Arts/Responding**

**#MA:Re9.1**

**Process Component:** Evaluate

**Anchor Standard:** Apply criteria to evaluate artistic work.

**Enduring Understanding:** Skillful evaluation and critique are critical components of experiencing, appreciating, and producing media artworks.

**Essential Question:** How and why do media artists value and judge media artworks? When and how should we evaluate and critique media artworks to improve them?

**Grade K**

**MA:Re9.1.K**

a.Share appealing qualities and possible changes in media artworks.

**Grade 1**

**MA:Re9.1.1**

a.Identify the effective parts of and possible changes to media artworks considering viewers.

**Grade 2**

**MA:Re9.1.2**

a.Discuss the effectiveness of and improvements for media artworks, considering their context.

**Grade 3**

**MA:Re9.1.3**

a.Identify basic criteria for and evaluate media artworks, considering possible improvements and context.

**Media Arts/Connecting**

**#MA:Cn10.1**

**Process Component:** Synthesize

**Anchor Standard:** Synthesize and relate knowledge and personal experiences to make art.

**Enduring Understanding:** Media artworks synthesize meaning and form cultural experience.

**Essential Question:** How do we relate knowledge and experiences to understanding and making media artworks? How do we learn about and create meaning through producing media artworks?

**Grade K**

**MA:Cn10.1.K**

a.Use personal experiences and choices in making media artworks.

b.Share memorable experiences of media artworks.

**Grade 1**

**MA:Cn10.1.1**

a.Use personal experiences, interests, and models in creating media artworks.

b.Share meaningful experiences of media artworks.

**Grade 2**

**MA:Cn10.1.2**

a.Use personal experiences, interests, information, and models in creating media artworks.

b.Discuss experiences of media artworks, describing their meaning and purpose.

**Grade 3**

**MA:Cn10.1.3**

a. Use personal and external resources, such as interests, information, and models, to create media artworks.

b. Identify and show how media artworks form meanings, situations, and/or culture, such as popular media.

**Media Arts/Connecting**

**#MA:Cn11.1**

**Process Component: Relate**

**Anchor Standard: Relate artistic ideas and works with societal, cultural, and historical context to deepen understanding.**

**Enduring Understanding: Media artworks and ideas are better understood and produced by relating them to their purposes, values, and various contexts.**

**Essential Question: How does media arts relate to its various contexts, purposes, and values? How does investigating these relationships inform and deepen the media artist's understanding and work?**

**Grade K**

**MA:Cn11.1.K**

a. With guidance, share ideas in relating media artworks and everyday life, such as daily activities.

b. With guidance, interact safely and appropriately with media arts tools and environments.

**Grade 1**

**MA:Cn11.1.1**

a. Discuss and describe media artworks in everyday life, such as popular media, and connections with family and friends.

b. Interact appropriately with media arts tools and environments, considering safety, rules, and fairness.

**Grade 2**

**MA:Cn11.1.2**

a. Discuss how media artworks and ideas relate to everyday and cultural life, such as media messages and media environments.

b. Interact appropriately with media arts tools and environments, considering safety, rules, and fairness.

**Grade 3**

**MA:Cn11.1.3**

a. Identify how media artworks and ideas relate to everyday and cultural life and can influence values and online behavior.

b. Examine and interact appropriately with media arts tools and environments, considering safety, rules, and fairness.

## Idaho Fine Arts Standards – Media Arts 4-5

### Media Arts/Creating

#### #MA:Cr1.1.1

Process Component: Conceive

Anchor Standard: Generate and conceptualize artistic ideas and work.

Enduring Understanding: Media arts ideas, works, and processes are shaped by the imagination, creative processes, and by experiences, both within and outside of the arts.

Essential Question: How do media artists generate ideas? How can ideas for media arts productions be formed and developed to be effective and original?

#### Grade 4

##### MA:Cr1.1.1.4

a. Conceive of original artistic goals for media artworks using a variety of creative methods, such as brainstorming and modeling.

#### Grade 5

##### MA:Cr1.1.1.5

a. Envision original ideas and innovations for media artworks using personal experiences and/or the work of others.

### Media Arts/Creating

#### #MA:Cr2.1.1

Process Component: Develop

Anchor Standard: Organize and develop artistic ideas and work.

Enduring Understanding: Media artists plan, organize, and develop creative ideas, plans, and models into process structures that can effectively realize the artistic idea.

Essential Question: How do media artists organize and develop ideas and models into process structures to achieve the desired end product?

#### Grade 4

##### MA:Cr2.1.1.4

a. Discuss, test, and assemble ideas, plans, and models for media arts productions, considering the artistic goals and the presentation.

#### Grade 5

##### MA:Cr2.1.1.5

a. Develop, present, and test ideas, plans, models, and proposals for media arts productions, considering the artistic goals and audience.

### Media Arts/Creating

#### #MA:Cr3.1

Process Component: Construct

Anchor Standard: Refine and complete artistic work.

Enduring Understanding: The forming, integration, and refinement of aesthetic components, principles, and processes creates purpose, meaning, and artistic quality in media artworks.

Essential Question: What is required to produce a media artwork that conveys purpose, meaning, and artistic quality? How do media artists improve/refine their work?

#### Grade 4

##### MA:Cr3.1.4

a. Structure and arrange various content and components to convey purpose and meaning in different media arts productions, applying sets of associated principles, such as balance and contrast.

b. Demonstrate intentional effect in refining media artworks, emphasizing elements for a purpose.

**Grade 5**

**MA:Cr3.1.5**

a. Create content and combine components to convey expression, purpose, and meaning in a variety of media arts productions, utilizing sets of associated principles, such as emphasis and exaggeration.

b. Determine how elements and components can be altered for clear communication and intentional effects, and refine media artworks to improve clarity and purpose.

**Media Arts/Producing**

**#MA:Pr4.1**

**Process Component: Integrate**

**Anchor Standard: Select, analyze, and interpret artistic work for presentation.**

**Enduring Understanding: Media artists integrate various forms and contents to develop complex, unified artworks.**

**Essential Question: How are complex media arts experiences constructed?**

**Grade 4**

**MA:Pr4.1.4**

a. Demonstrate how a variety of academic, arts, and media forms and content may be mixed and coordinated into media artworks, such as narrative, dance, and media.

**Grade 5**

**MA:Pr4.1.5**

a. Create media artworks through the integration of multiple contents and forms, such as a media broadcast.

**Media Arts/Producing**

**#MA:Pr5.1**

**Process Component: Practice**

**Anchor Standard: Develop and refine artistic techniques and work for presentation.**

**Enduring Understanding: Media artists require a range of skills and abilities to creatively solve problems within and through media arts productions.**

**Essential Question: What skills are required for creating effective media artworks and how are they improved? How are creativity and innovation developed within and through media arts productions? How do media artists use various tools and techniques?**

**Grade 4**

**MA:Pr5.1.4**

a. Enact identified roles to practice foundational artistic, design, technical, and soft skills, such as formal technique, equipment usage, production, and collaboration in media arts productions.

b. Practice foundational innovative abilities, such as design thinking, in addressing problems within and through media arts productions.

c. Demonstrate use of tools and techniques in standard and novel ways while constructing media artworks.

**Grade 5**

**MA:Pr5.1.5**

a. Enact various roles to practice fundamental ability in artistic, design, technical, and soft skills, such as formal technique, production, and collaboration in media arts productions.

b. Practice fundamental creative and innovative abilities, such as expanding conventions, in addressing problems within and through media arts productions.

c. Examine how tools and techniques could be used in standard and experimental ways in constructing media artworks.

**Media Arts/Producing**

**#MA:Pr6.1**

**Process Component:** Present

**Anchor Standard:** Convey meaning through the presentation of artistic work.

**Enduring Understanding:** Media artists purposefully present, share, and distribute media artworks for various contexts.

**Essential Question:** How does time, place, audience, and context affect presenting or performing choices for media artworks? How can presenting or sharing media artworks in a public format help a media artist learn and grow?

**Grade 4**

**MA:Pr6.1.4**

a. Explain the presentation conditions, and fulfill a role and processes in presenting or distributing media artworks.

b. Explain results of and improvements for presenting media artworks.

**Grade 5**

**MA:Pr6.1.5**

a. Compare qualities and purposes of presentation formats, and fulfill a role and associated processes in presentation and/or distribution of media artworks.

b. Compare results of and improvements for presenting media artworks.

**Media Arts/Responding**

**#MA:Re7.1**

**Process Component:** Perceive

**Anchor Standard:** Perceive and analyze artistic work.

**Enduring Understanding:** Identifying the qualities and characteristics of media artworks improves one's artistic appreciation and production.

**Essential Question:** How do we 'read' media artworks and discern their relational components? How do media artworks function to convey meaning and manage audience experience?

**Grade 4**

**MA:Re7.1.4**

a. Identify, describe, and explain how messages are created by components in media artworks.

b. Identify, describe, and explain how various forms, methods, and styles in media artworks manage audience experience.

**Grade 5**

**MA:Re7.1.5**

a. Identify, describe, and differentiate how message and meaning are created by components in media artworks.

b. Identify, describe, and differentiate how various forms, methods, and styles in media artworks manage audience experience.

**Media Arts/Responding**

**#MA:Re8.1**

**Process Component: Interpret**

**Anchor Standard: Interpret intent and meaning in artistic work.**

**Enduring Understanding: Interpretation and appreciation require consideration of the intent, form, and context of the media and artwork.**

**Essential Question: How do people relate to and interpret media artworks?**

**Grade 4**

**MA:Re8.1.4**

a. Determine and explain reactions and interpretations to a variety of media artworks, considering their purpose and context.

**Grade 5**

**MA:Re8.1.5**

a. Determine and compare personal and group interpretations of a variety of media artworks, considering their intention and context.

**Media Arts/Responding**

**#MA:Re9.1**

**Process Component: Evaluate**

**Anchor Standard: Apply criteria to evaluate artistic work.**

**Enduring Understanding: Skillful evaluation and critique are critical components of experiencing, appreciating, and producing media artworks.**

**Essential Question: How and why do media artists value and judge media artworks? When and how should we evaluate and critique media artworks to improve them?**

**Grade 4**

**MA:Re9.1.4**

a. Identify and apply basic criteria for evaluating and improving media artworks and production processes, considering context.

**Grade 5**

**MA:Re9.1.5**

a. Determine and apply criteria for evaluating media artworks and production processes, considering context, and practicing constructive feedback.

**Media Arts/Connecting**

**#MA:Cn10.1**

**Process Component: Synthesize**

**Anchor Standard: Synthesize and relate knowledge and personal experiences to make art.**

**Enduring Understanding: Media artworks synthesize meaning and form cultural experience.**

Essential Question: How do we relate knowledge and experiences to understanding and making media artworks? How do we learn about and create meaning through producing media artworks?

**Grade 4**

**MA:Cn10.1.4**

a.Examine and use personal and external resources, such as interests, research, and cultural understanding, to create media artworks.

b.Examine and show how media artworks form meanings, situations, and/or cultural experiences, such as online spaces.

**Grade 5**

**MA:Cn10.1.5**

a.Access and use internal and external resources to create media artworks, such as interests, knowledge, and experiences.

b.Examine and show how media artworks form meanings, situations, and cultural experiences, such as news and cultural events.

**Media Arts/Connecting**

**#MA:Cn11.1**

**Process Component:** Relate

**Anchor Standard:** Relate artistic ideas and works with societal, cultural, and historical context to deepen understanding.

**Enduring Understanding:** Media artworks and ideas are better understood and produced by relating them to their purposes, values, and various contexts.

**Essential Question:** How does media arts relate to its various contexts, purposes, and values? How does investigating these relationships inform and deepen the media artist's understanding and work?

**Grade 4**

**MA:Cn11.1.4**

a.Explain verbally and/or in media artworks, how media artworks and ideas relate to everyday and cultural life, such as fantasy and reality, and technology use.

b.Examine and interact appropriately with media arts tools and environments, considering ethics, rules, and fairness.

**Grade 5**

**MA:Cn11.1.5**

a.Research and show how media artworks and ideas relate to personal, social and community life, such as exploring commercial and information purposes, history, and ethics.

b.Examine, discuss and interact appropriately with media arts tools and environments, considering ethics, rules, and media literacy.

## Idaho Fine Arts Standards – Media Arts 6-8

### Media Arts/Creating

#### #MA:Cr1.1.1

**Process Component:** Conceive

**Anchor Standard:** Generate and conceptualize artistic ideas and work.

**Enduring Understanding:** Media arts ideas, works, and processes are shaped by the imagination, creative processes, and by experiences, both within and outside of the arts.

**Essential Question:** How do media artists generate ideas? How can ideas for media arts productions be formed and developed to be effective and original?

#### Grade 6

##### MA:Cr1.1.1.6

a. Formulate variations of goals and solutions for media artworks by practicing chosen creative processes, such as sketching, improvising and brainstorming.

#### Grade 7

##### MA:Cr1.1.1.7

a. Produce a variety of ideas and solutions for media artworks through application of chosen inventive processes, such as concept modeling and prototyping.

#### Grade 8

##### MA:Cr1.1.1.8

a. Generate ideas, goals, and solutions for original media artworks through application of focused creative processes, such as divergent thinking and experimenting.

### Media Arts/Creating

#### #MA:Cr2.1.1

**Process Component:** Develop

**Anchor Standard:** Organize and develop artistic ideas and work.

**Enduring Understanding:** Media artists plan, organize, and develop creative ideas, plans, and models into process structures that can effectively realize the artistic idea.

**Essential Question:** How do media artists organize and develop ideas and models into process structures to achieve the desired end product?

#### Grade 6

##### MA:Cr2.1.1.6

a. Organize, propose, and evaluate artistic ideas, plans, prototypes, and production processes for media arts productions, considering purposeful intent.

#### Grade 7

##### MA:Cr2.1.1.7

a. Design, propose, and evaluate artistic ideas, plans, prototypes, and production processes for media arts productions, considering expressive intent and resources.

#### Grade 8

##### MA:Cr2.1.1.8

a. Structure and critique ideas, plans, prototypes, and production processes for media arts productions, considering intent, resources, and the presentation context.

### Media Arts/Creating



STATE DEPARTMENT OF EDUCATION  
NOVEMBER 30, 2015

**#MA:Cr3.1**

**Process Component:** Construct

**Anchor Standard:** Refine and complete artistic work.

**Enduring Understanding:** The forming, integration, and refinement of aesthetic components, principles, and processes creates purpose, meaning, and artistic quality in media artworks.

**Essential Question:** What is required to produce a media artwork that conveys purpose, meaning, and artistic quality? How do media artists improve/refine their work?

**Grade 6**

**MA:Cr3.1.6**

a. Experiment with multiple approaches to produce content and components for determined purpose and meaning in media arts productions, utilizing a range of associated principles, such as point of view and perspective.

b. Appraise how elements and components can be altered for intentional effects and audience, and refine media artworks to reflect purpose and audience.

**Grade 7**

**MA:Cr3.1.7**

a. Coordinate production processes to integrate content and components for determined purpose and meaning in media arts productions, demonstrating understanding of associated principles, such as narrative structures and composition.

b. Improve and refine media artworks by intentionally emphasizing particular expressive elements to reflect an understanding of purpose, audience, or place.

**Grade 8**

**MA:Cr3.1.8**

a. Implement production processes to integrate content and stylistic conventions for determined meaning in media arts productions, demonstrating understanding of associated principles, such as theme and unity.

b. Refine and modify media artworks, improving technical quality and intentionally accentuating selected expressive and stylistic elements, to reflect an understanding of purpose, audience, and place.

**Media Arts/Producing**

**#MA:Pr4.1**

**Process Component:** Integrate

**Anchor Standard:** Select, analyze, and interpret artistic work for presentation.

**Enduring Understanding:** Media artists integrate various forms and contents to develop complex, unified artworks.

**Essential Question:** How are complex media arts experiences constructed?

**Grade 6**

**MA:Pr4.1.6**

a. Validate how integrating multiple contents and forms can support a central idea in a media artwork, such as media, narratives, and performance.

**Grade 7**

**MA:Pr4.1.7**

a. Integrate multiple contents and forms into unified media arts productions that convey consistent perspectives and narratives, such as an interactive video game.

**Grade 8**

**MA:Pr4.1.8**

a.Integrate multiple contents and forms into unified media arts productions that convey specific themes or ideas, such as interdisciplinary projects, or multimedia theatre.

**Media Arts/Producing**

**#MA:Pr5.1**

**Process Component: Practice**

**Anchor Standard:** Develop and refine artistic techniques and work for presentation.

**Enduring Understanding:** Media artists require a range of skills and abilities to creatively solve problems within and through media arts productions.

**Essential Question:** What skills are required for creating effective media artworks and how are they improved? How are creativity and innovation developed within and through media arts productions? How do media artists use various tools and techniques?

**Grade 6**

**MA:Pr5.1.6**

a.Develop a variety of artistic, design, technical, and soft skills through performing various assigned roles in producing media artworks, such as invention, formal technique, production, self-initiative, and problem-solving.

b.Develop a variety of creative and adaptive innovation abilities, such as testing constraints, in developing solutions within and through media arts productions.

c.Demonstrate adaptability using tools and techniques in standard and experimental ways in constructing media artworks.

**Grade 7**

**MA:Pr5.1.7**

a.Exhibit an increasing set of artistic, design, technical, and soft skills through performing various roles in producing media artworks, such as creative problem-solving and organizing.

b.Exhibit an increasing set of creative and adaptive innovation abilities, such as exploratory processes, in developing solutions within and through media arts productions.

c.Demonstrate adaptability using tools and techniques in standard and experimental ways to achieve an assigned purpose in constructing media artworks.

**Grade 8**

**MA:Pr5.1.8**

a.Demonstrate a defined range of artistic, design, technical, and soft skills, through performing specified roles in producing media artworks, such as strategizing and collaborative communication.

b.Demonstrate a defined range of creative and adaptive innovation abilities, such as divergent solutions and bending conventions, in developing new solutions for identified problems within and through media arts productions.

c.Demonstrate adaptability using tools, techniques and content in standard and experimental ways to communicate intent in the production of media artworks.

**Media Arts/Producing**

**#MA:Pr6.1**

**Process Component:** Present

**Anchor Standard:** Convey meaning through the presentation of artistic work.

**Enduring Understanding:** Media artists purposefully present, share, and distribute media artworks for various contexts.

**Essential Question:** How does time, place, audience, and context affect presenting or performing choices for media artworks? How can presenting or sharing media artworks in a public format help a media artist learn and grow?

**Grade 6**

**MA:Pr6.1.6**

a. Analyze various presentation formats and fulfill various tasks and defined processes in the presentation and/or distribution of media artworks.

b. Analyze results of and improvements for presenting media artworks.

**Grade 7**

**MA:Pr6.1.7**

a. Evaluate various presentation formats in order to fulfill various tasks and defined processes in the presentation and/or distribution of media artworks.

b. Evaluate the results of and improvements for presenting media artworks, considering impacts on personal growth.

**Grade 8**

**MA:Pr6.1.8**

a. Design the presentation and distribution of media artworks through multiple formats and/or contexts.

b. Evaluate the results of and implement improvements for presenting media artworks, considering impacts on personal growth and external effects.

**Media Arts/Responding**

**#MA:Re7.1**

**Process Component:** Perceive

**Anchor Standard:** Perceive and analyze artistic work.

**Enduring Understanding:** Identifying the qualities and characteristics of media artworks improves one's artistic appreciation and production.

**Essential Question:** How do we 'read' media artworks and discern their relational components? How do media artworks function to convey meaning and manage audience experience?

**Grade 6**

**MA:Re7.1.6**

a. Identify, describe, and analyze how message and meaning are created by components in media artworks.

b. Identify, describe, and analyze how various forms, methods, and styles in media artworks manage audience experience.

**Grade 7**

**MA:Re7.1.7**

a.Describe, compare, and analyze the qualities of and relationships between the components in media artworks.

b.Describe, compare, and analyze how various forms, methods, and styles in media artworks interact with personal preferences in influencing audience experience.

**Grade 8**

**MA:Re7.1.8**

a.Compare, contrast, and analyze the qualities of and relationships between the components and style in media artworks.

b.Compare, contrast, and analyze how various forms, methods, and styles in media artworks manage audience experience and create intention.

**Media Arts/Responding**

**#MA:Re8.1**

**Process Component: Interpret**

**Anchor Standard: Interpret intent and meaning in artistic work.**

**Enduring Understanding: Interpretation and appreciation require consideration of the intent, form, and context of the media and artwork.**

**Essential Question: How do people relate to and interpret media artworks?**

**Grade 6**

**MA:Re8.1.6**

a.Analyze the intent of a variety of media artworks, using given criteria.

**Grade 7**

**MA:Re8.1.7**

a.Analyze the intent and meaning of a variety of media artworks, using self-developed criteria.

**Grade 8**

**MA:Re8.1.8**

a.Analyze the intent and meanings of a variety of media artworks, focusing on intentions, forms, and various contexts.

**Media Arts/Responding**

**#MA:Re9.1**

**Process Component: Evaluate**

**Anchor Standard: Apply criteria to evaluate artistic work.**

**Enduring Understanding: Skillful evaluation and critique are critical components of experiencing, appreciating, and producing media artworks.**

**Essential Question: How and why do media artists value and judge media artworks? When and how should we evaluate and critique media artworks to improve them?**

**Grade 6**

**MA:Re9.1.6**

a.Determine and apply specific criteria to evaluate various media artworks and production processes, considering context and practicing constructive feedback.

**Grade 7**

**MA:Re9.1.7**

a.Develop and apply criteria to evaluate various media artworks and production processes, considering context, and practicing constructive feedback.

**Grade 8**

STATE DEPARTMENT OF EDUCATION  
NOVEMBER 30, 2015

**MA:Re9.1.8**

a.Evaluate media art works and production processes with developed criteria, considering context and artistic goals.

**Media Arts/Connecting**

**#MA:Cn10.1**

**Process Component: Synthesize**

**Anchor Standard: Synthesize and relate knowledge and personal experiences to make art.**

**Enduring Understanding: Media artworks synthesize meaning and form cultural experience.**

**Essential Question: How do we relate knowledge and experiences to understanding and making media artworks? How do we learn about and create meaning through producing media artworks?**

**Grade 6**

**MA:Cn10.1.6**

a.Access, evaluate, and use internal and external resources to create media artworks, such as knowledge, experiences, interests, and research.

b.Explain and show how media artworks form new meanings, situations, and cultural experiences, such as historical events.

**Grade 7**

**MA:Cn10.1.7**

a.Access, evaluate and use internal and external resources to inform the creation of media artworks, such as experiences, interests, research, and exemplary works.

b.Explain and show how media artworks form new meanings and knowledge, situations, and cultural experiences, such as learning, and new information.

**Grade 8**

**MA:Cn10.1.8**

a.Access, evaluate, and use internal and external resources to inform the creation of media artworks, such as cultural and societal knowledge, research, and exemplary works.

b.Explain and demonstrate how media artworks expand meaning and knowledge, and create cultural experiences, such as local and global events.

**Media Arts/Connecting**

**#MA:Cn11.1**

**Process Component: Relate**

**Anchor Standard: Relate artistic ideas and works with societal, cultural, and historical context to deepen understanding.**

**Enduring Understanding: Media artworks and ideas are better understood and produced by relating them to their purposes, values, and various contexts.**

**Essential Question: How does media arts relate to its various contexts, purposes, and values? How does investigating these relationships inform and deepen the media artist's understanding and work?**

**Grade 6**

**MA:Cn11.1.6**

a.Research and show how media artworks and ideas relate to personal life, and social, community, and cultural situations, such as personal identity, history, and entertainment.

b. Analyze and interact appropriately with media arts tools and environments, considering fair use and copyright, ethics, and media literacy.

**Grade 7**

**MA:Cn11.1.7**

a. Research and demonstrate how media artworks and ideas relate to various situations, purposes and values, such as community, vocations, and social media.

b. Analyze and responsibly interact with media arts tools and environments, considering copyright, ethics, media literacy, and social media.

**Grade 8**

**MA:Cn11.1.8**

a. Demonstrate and explain how media artworks and ideas relate to various contexts, purposes, and values, such as democracy, environment, and connecting people and places.

b. Analyze and responsibly interact with media arts tools, environments, legal, and technological contexts, considering ethics, media literacy, social media, and virtual worlds.

## Idaho Fine Arts Standards – Media Arts, High School

### **Media Arts/Creating**

#### **#MA:Cr1.1.1**

**Process Component:** Conceive

**Anchor Standard:** Generate and conceptualize artistic ideas and work.

**Enduring Understanding:** Media arts ideas, works, and processes are shaped by the imagination, creative processes, and by experiences, both within and outside of the arts.

**Essential Question:** How do media artists generate ideas? How can ideas for media arts productions be formed and developed to be effective and original?

#### **Grade Hs proficient**

##### **MA:Cr1.1.1.HSI**

a. identified generative methods to formulate multiple ideas, develop artistic goals, and problem solve in media arts creation processes.

#### **Grade Hs accomplished**

##### **MA:Cr1.1.1.HSII**

a. Strategically utilize generative methods to formulate multiple ideas, refine artistic goals, and increase the originality of approaches in media arts creation processes.

#### **Grade Hs advanced**

##### **MA:Cr1.1.1.HSIII**

a. Integrate aesthetic principles with a variety of generative methods to fluently form original ideas, solutions, and innovations in media arts creation processes.

### **Media Arts/Creating**

#### **#MA:Cr2.1.1**

**Process Component:** Develop

**Anchor Standard:** Organize and develop artistic ideas and work.

**Enduring Understanding:** Media artists plan, organize, and develop creative ideas, plans, and models into process structures that can effectively realize the artistic idea.

Essential Question: How do media artists organize and develop ideas and models into process structures to achieve the desired end product?

**Grade Hs proficient**

**MA:Cr2.1.1.HSI**

a.aesthetic criteria in developing, proposing, and refining artistic ideas, plans, prototypes, and production processes for media arts productions, considering original inspirations, goals, and presentation context.

**Grade Hs accomplished**

**MA:Cr2.1.1.HSII**

a.Apply a personal aesthetic in designing, testing, and refining original artistic ideas, prototypes, and production strategies for media arts productions, considering artistic intentions, constraints of resources, and presentation context.

**Grade Hs advanced**

**MA:Cr2.1.1.HSIII**

a. Integrate a sophisticated personal aesthetic and knowledge of systems processes in forming, testing, and proposing original artistic ideas, prototypes, and production frameworks, considering complex constraints of goals, time, resources, and personal limitations.

**Media Arts/Creating**

**#MA:Cr3.1**

**Process Component: Construct**

**Anchor Standard: Refine and complete artistic work.**

**Enduring Understanding: The forming, integration, and refinement of aesthetic components, principles, and processes creates purpose, meaning, and artistic quality in media artworks.**

**Essential Question: What is required to produce a media artwork that conveys purpose, meaning, and artistic quality? How do media artists improve/refine their work?**

**Grade Hs proficient**

**MA:Cr3.1.HSI**

a.Consolidate production processes to demonstrate deliberate choices in organizing and integrating content and stylistic conventions in media arts productions, demonstrating understanding of associated principles, such as emphasis and tone.

b.Refine and modify media artworks, honing aesthetic quality and intentionally accentuating stylistic elements, to reflect an understanding of personal goals and preferences.

**Grade Hs accomplished**

**MA:Cr3.1.HSII**

a.Consolidate production processes to demonstrate deliberate choices in organizing and integrating content and stylistic conventions in media arts production, demonstrating understanding of associated principles, such as continuity and juxtaposition.

b.Refine and elaborate aesthetic elements and technical components to intentionally form impactful expressions in media artworks for specific purposes, intentions, audiences and contexts.

**Grade Hs advanced**

**MA:Cr3.1.HSIII**

a.Synthesize content, processes, and components to express compelling purpose, story, emotion, or ideas in complex media arts productions, demonstrating mastery of associated principles, such as hybridization.

b.Intentionally and consistently refine and elaborate elements and components to form impactful expressions in media artworks, directed at specific purposes, audiences, and contexts.

**Media Arts/Producing**

**#MA:Pr4.1**

**Process Component: Integrate**

**Anchor Standard: Select, analyze, and interpret artistic work for presentation.**

**Enduring Understanding: Media artists integrate various forms and contents to develop complex, unified artworks.**

**Essential Question: How are complex media arts experiences constructed?**

**Grade Hs proficient**

**MA:Pr4.1.HSI**

a.Integrate various arts, media arts forms, and content into unified media arts productions, considering the reaction and interaction of the audience, such as experiential design.

**Grade Hs accomplished**

**MA:Pr4.1.HSII**

a.Integrate various arts, media arts forms, and academic content into unified media arts productions that retain thematic integrity and stylistic continuity, such as transmedia productions.

**Grade Hs advanced**

**MA:Pr4.1.HSIII**

a.Synthesize various arts, media arts forms and academic content into unified media arts productions that retain artistic fidelity across platforms, such as transdisciplinary productions.

**Media Arts/Producing**

**#MA:Pr5.1**

**Process Component: Practice**

**Anchor Standard: Develop and refine artistic techniques and work for presentation.**

**Enduring Understanding: Media artists require a range of skills and abilities to creatively solve problems within and through media arts productions.**

**Essential Question: What skills are required for creating effective media artworks and how are they improved? How are creativity and innovation developed within and through media arts productions? How do media artists use various tools and techniques?**

**Grade Hs proficient**

**MA:Pr5.1.HSI**

a.Demonstrate progression in artistic, design, technical, and soft skills, as a result of selecting and fulfilling specified roles in the production of a variety of media artworks.

b.Develop and refine a determined range of creative and adaptive innovation abilities, such as design thinking, and risk taking, in addressing identified challenges and constraints within and through media arts productions.

c.Demonstrate adaptation and innovation through the combination of tools, techniques and content, in standard and innovative ways, to communicate intent in the production of media artworks.

**Grade Hs accomplished**

**MA:Pr5.1.HSII**



a. Demonstrate effective command of artistic, design, technical and soft skills in managing and producing media artworks.

b. Demonstrate effective ability in creative and adaptive innovation abilities, such as resisting closure, and responsive use of failure, to address sophisticated challenges within and through media arts productions.

c. Demonstrate the skillful adaptation and combination of tools, styles, techniques, and interactivity to achieve specific expressive goals in the production of a variety of media artworks.

**Grade Hs advanced**

**MA:Pr5.1.HSIII**

a. Employ mastered artistic, design, technical, and soft skills in managing and producing media artworks.

b. Fluently employ mastered creative and innovative adaptability in formulating lines of inquiry and solutions, to address complex challenges within and through media arts productions.

c. Independently utilize and adapt tools, styles, and systems in standard, innovative, and experimental ways in the production of complex media artworks.

**Media Arts/Producing**

**#MA:Pr6.1**

**Process Component: Present**

**Anchor Standard: Convey meaning through the presentation of artistic work.**

**Enduring Understanding: Media artists purposefully present, share, and distribute media artworks for various contexts.**

**Essential Question: How does time, place, audience, and context affect presenting or performing choices for media artworks? How can presenting or sharing media artworks in a public format help a media artist learn and grow?**

**Grade Hs proficient**

**MA:Pr6.1.HSI**

a. Design the presentation and distribution of collections of media artworks, considering combinations of artworks, formats, and audiences.

b. Evaluate and implement improvements in presenting media artworks, considering personal and local impacts, such as the benefits for self and others.

**Grade Hs accomplished**

**MA:Pr6.1.HSII**

a. Curate and design the presentation and distribution of collections of media artworks through a variety of contexts, such as mass audiences, and physical and virtual channels

b. Evaluate and implement improvements in presenting media artworks, considering personal, local, and social impacts such as changes that occurred for people, or to a situation.

**Grade Hs advanced**

**MA:Pr6.1.HSIII**

a. Curate, design, and promote the presentation and distribution of media artworks for intentional impacts, through a variety of contexts, such as markets and venues.

b.Independently evaluate, compare, and integrate improvements in presenting media artworks, considering personal to global impacts, such as new understandings that were gained by artist and audience.

**Media Arts/Responding**

**#MA:Re7.1**

**Process Component:** Perceive

**Anchor Standard:** Perceive and analyze artistic work.

**Enduring Understanding:** Identifying the qualities and characteristics of media artworks improves one's artistic appreciation and production.

**Essential Question:** How do we 'read' media artworks and discern their relational components? How do media artworks function to convey meaning and manage audience experience?

**Grade Hs proficient**

**MA:Re7.1.HSI**

a.Analyze the qualities of and relationships between the components, style, and preferences communicated by media artworks and artists.

b.Analyze how a variety of media artworks manage audience experience and create intention through multimodal perception.

**Grade Hs accomplished**

**MA:Re7.1.HSII**

a.Analyze and synthesize the qualities and relationships of the components in a variety of media artworks, and feedback on how they impact audience.

b. Analyze how a broad range of media artworks manage audience experience, create intention and persuasion through multimodal perception.

**Grade Hs advanced**

**MA:Re7.1.HSIII**

a.Analyze and synthesize the qualities and relationships of the components and audience impact in a variety media artworks.

b.Survey an exemplary range of media artworks, analyzing methods for managing audience experience, creating intention and persuasion through multimodal perception, and systemic communications.

**Media Arts/Responding**

**#MA:Re8.1**

**Process Component:** Interpret

**Anchor Standard:** Interpret intent and meaning in artistic work.

**Enduring Understanding:** Interpretation and appreciation require consideration of the intent, form, and context of the media and artwork.

**Essential Question:** How do people relate to and interpret media artworks?

**Grade Hs proficient**

**MA:Re8.1.HSI**

a.Analyze the intent, meanings, and reception of a variety of media artworks, focusing on personal and cultural contexts.

**Grade Hs accomplished**

**MA:Re8.1.HSII**

a. Analyze the intent, meanings, and influence of a variety of media artworks, based on personal, societal, historical, and cultural contexts.

**Grade Hs advanced**

**MA:Re8.1.HSIII**

a. Analyze the intent, meanings and impacts of diverse media artworks, considering complex factors of context and bias.

**Media Arts/Responding**

**#MA:Re9.1**

**Process Component: Evaluate**

**Anchor Standard: Apply criteria to evaluate artistic work.**

**Enduring Understanding: Skillful evaluation and critique are critical components of experiencing, appreciating, and producing media artworks.**

**Essential Question: How and why do media artists value and judge media artworks? When and how should we evaluate and critique media artworks to improve them?**

**Grade Hs proficient**

**MA:Re9.1.HSI**

a. Evaluate media art works and production processes at decisive stages, using identified criteria, and considering context and artistic goals.

**Grade Hs accomplished**

**MA:Re9.1.HSII**

a. Form and apply defensible evaluations in the constructive and systematic critique of media artworks and production processes.

**Grade Hs advanced**

**MA:Re9.1.HSIII**

a. Independently develop rigorous evaluations of, and strategically seek feedback for media artworks and production processes, considering complex goals and factors.

**Media Arts/Connecting**

**#MA:Cn10.1**

**Process Component: Synthesize**

**Anchor Standard: Synthesize and relate knowledge and personal experiences to make art.**

**Enduring Understanding: Media artworks synthesize meaning and form cultural experience.**

**Essential Question: How do we relate knowledge and experiences to understanding and making media artworks? How do we learn about and create meaning through producing media artworks?**

**Grade Hs proficient**

**MA:Cn10.1.HSI**

a. Access, evaluate, and integrate personal and external resources to inform the creation of original media artworks, such as experiences, interests, and cultural experiences.

b. Explain and demonstrate the use of media artworks to expand meaning and knowledge, and create cultural experiences, such as learning and sharing through online environments.

**Grade Hs accomplished**

**MA:Cn10.1.HSII**

a. Synthesize internal and external resources to enhance the creation of persuasive media artworks, such as cultural connections, introspection, research, and exemplary works.

**STATE DEPARTMENT OF EDUCATION  
NOVEMBER 30, 2015**

b. Explain and demonstrate the use of media artworks to synthesize new meaning and knowledge, and reflect and form cultural experiences, such as new connections between themes and ideas, local and global networks, and personal influence.

**Grade Hs advanced**

**MA:Cn10.1.HSIII**

a.Independently and proactively access relevant and qualitative resources to inform the creation of cogent media artworks.

b.Demonstrate and expound on the use of media artworks to consummate new meaning, knowledge, and impactful cultural experiences.

**Media Arts/Connecting**

**#MA:Cn11.1**

**Process Component:** Relate

**Anchor Standard:** Relate artistic ideas and works with societal, cultural, and historical context to deepen understanding.

**Enduring Understanding:** Media artworks and ideas are better understood and produced by relating them to their purposes, values, and various contexts.

**Essential Question:** How does media arts relate to its various contexts, purposes, and values? How does investigating these relationships inform and deepen the media artist's understanding and work?

**Grade Hs proficient**

**MA:Cn11.1.HSI**

a.Demonstrate and explain how media artworks and ideas relate to various contexts, purposes, and values, such as social trends, power, equality, and personal/cultural identity.

b.Critically evaluate and effectively interact with legal, technological, systemic, and vocational contexts of media arts, considering ethics, media literacy, social media, virtual worlds, and digital identity.

**Grade Hs accomplished**

**MA:Cn11.1.HSII**

a. Examine in depth and demonstrate the relationships of media arts ideas and works to various contexts, purposes, and values, such as markets, systems, propaganda, and truth.

b.Critically investigate and ethically interact with legal, technological, systemic, and vocational contexts of media arts, considering ethics, media literacy, digital identity, and artist/audience interactivity.

**Grade Hs advanced**

**MA:Cn11.1.HSIII**

a.Demonstrate the relationships of media arts ideas and works to personal and global contexts, purposes, and values, through relevant and impactful media artworks.

b.Critically investigate and strategically interact with legal, technological, systemic, and vocational contexts of media arts.

Copyright © 2015 Idaho Fine Arts Standards  
With permission to adopt/adapt from State Education Agency Directors of Arts Education

**STATE DEPARTMENT OF EDUCATION  
NOVEMBER 30, 2015**

ASSESSMENT GLOSSARY TO ACCOMPANY IDAHO FINE ARTS STANDARDS

This glossary was developed by the members of SCASS/Arts Education Assessment Consortium. The terms below are words/phrases in general use in the field of assessment.

**Accommodations:** Approved/standardized administrative or scoring adjustments (e.g., large print or Braille test booklets, individual or small group administrations, reading the test to the student) made for special populations taking standardized assessments

**Accountability testing:** Using student achievement tests to measure the effectiveness of an educational program. Usually summative in nature and in the form of state or other large-scale test designed to conform to psychometric standards, an accountability test purports to assign responsibility for the success or failure of an educational program or system by demanding that schools demonstrate the impact and effectiveness of educational programs in order to justify the money invested in education. Accountability testing is designed to provide achievement data that is used to evaluate and presumably improve the system

**Achievement test:** A test designed to measure students' "school taught" learning, as opposed to their initial aptitude or intelligence

**Alternative assessment:** Assessments other than traditional multiple-choice tests; most often used to describe performance assessments or other assessments that provide more feedback about student learning than whether the answer is correct or incorrect (Also see Accommodations) SCASS/AEAC Glossary of Assessment Terms Page 2 National Coalition for Core Arts Standards (2014) National Core Arts Standards. Rights Administered by the State Education Agency Directors of Arts Education. Dover, DE, [www.nationalcoreartsstandards.org](http://www.nationalcoreartsstandards.org) all rights reserved.

**Analytic scoring:** A method of scoring performance assessments that yields multiple scores for the same task/performance. Performance is separated into major components, traits, or dimensions and each is independently scored. (e.g., a particular sample of a student's writing may be assessed as grammatically correct at the same time it is assessed as poorly organized.) Analytic scoring is especially effective as a diagnostic tool

**Anchor (Also called exemplars or benchmarks):** A sample of student work (product or performance) used to illustrate each level of a scoring rubric; critical for training scorers of performances since it serves as a standard against which other student work is compared

**Aptitude test:** A test which uses past learning and ability to predict what a person can do in the future; aptitude tests depend heavily on out-of-school experiences rather than in-school learning (Also see intelligence test)

**Assessment:** The process of collecting and analyzing data for the purpose of evaluation. The assessment of student learning involves describing, collecting, recording, scoring, and interpreting information about performance. A complete assessment of student learning should include measures with a variety

of formats as developmentally appropriate. Assessments and the tests they use are usually classified by how the data are used; either formative, benchmark or interim, and summative

**Authentic assessments:** Assessments that emulate the performance that would be required of the student in real-life situations

**Benchmarks:** Identifiable points on a continuum toward a goal or standard. The term may be used to describe content standards when interim targets (benchmarks) have been set by age, grade, or developmental level; the term is also used interchangeably with “anchor” papers or performances which illustrate points of progress on an assessment scale (i.e., student works which exemplify the different levels of a scoring rubric) SCASS/AEAC Glossary of Assessment Terms Page 3 National Coalition for Core Arts Standards (2014) National Core Arts Standards. Rights Administered by the State Education Agency Directors of Arts Education. Dover, DE, [www.nationalcoreartsstandards.org](http://www.nationalcoreartsstandards.org) all rights reserved.

**CIA:** Acronym for curriculum, instruction, and assessment

**Cohort:** A group of students whose progress is followed and measured at different points in time

**Competency test:** A test intended to verify that a student has met standards (usually minimal) of skills and knowledge and therefore should be promoted, graduated, or perhaps deemed competent

**Context:** The surrounding circumstances or environment in which an assessment takes place (e.g., embedded in the instruction or under standardized conditions [e.g., part of a large scale assessment])

**Cornerstone assessment tasks:** Curriculum-embedded assessment tasks that are intended to engage students in applying their knowledge and skills in an authentic context. These tasks are described by their originator Jay McTighe as: • Curriculum embedded (as opposed to externally imposed) • Recurring across the grades, becoming increasingly sophisticated over time • Establishing authentic contexts for performance • Calling for understanding and transfer via genuine performance • Used as rich learning activities or assessments • Integrating 21st century skills (e.g., critical thinking, technology use, teamwork) with subject area content • Evaluating performance with established rubrics • Engaging students in meaningful learning while encouraging the best teaching • Providing content for student portfolios so that students graduate with a resume of demonstrated accomplishments rather than simply a transcript of courses taken SCASS/AEAC Glossary of Assessment Terms Page 4 National Coalition for Core Arts Standards (2014) National Core Arts Standards. Rights Administered by the State Education Agency Directors of Arts Education. Dover, DE, [www.nationalcoreartsstandards.org](http://www.nationalcoreartsstandards.org) all rights reserved.

**Criteria (Sometimes used as synonym for traits or attributes):** The rules or guidelines used for categorizing or judging; in arts assessment, the rules or guidelines used to judge the quality of a student’s performance (Also see rubric, scoring guide, and scoring criteria)

**Criterion-referenced assessment:** An assessment designed to measure performance against a set of clearly defined criteria. Such assessments are used to identify student strengths and weaknesses with regard to specified knowledge and skills (which are the goals or standards of the instruction). Synonyms

include: standard-based or -referenced, objective-referenced, content-referenced, domain-referenced, or universe-referenced

**Curricular alignment:** The degree to which a curriculum's scope, sequence, and content match standards, instruction, assessment, or instructional resources. Cut score (also called performance standard) performance level or numerical score established by the assessment system to describe how well the student performed. The cut score can be manipulated to increase or decrease the number "passing" or "failing" a test (Also see standard-setting)

**Descriptors:** Explanations that define the levels of scoring scales (Also see criteria)

**Dimension:** Specific traits, characteristics, or aspects of performance which are fairly independent of each other and can be scored separately (e.g., rhythm and melody can be scored separately for the same musical performance)

**Disaggregate (As in disaggregated data):** Pulling information apart (e.g., looking at the performance of various sub-groups instead of only the performance of the large group)

**Educational outcome:** An educational goal, expectation, or result that occurs at the end of an educational program or event (usually a culminating activity, product, or other measurable performance). Enhanced/extended multiple-choice assessments Selected-response assessments with additional parts (for more points); this additional part often requires the students to justify their answers, show their work, or explain why they marked a particular option

**Essay test:** A paper-and-pencil test that requires students to construct their entire brief or extensive responses to the question(s); should be limited to measuring higher levels of learning

**Extended-response assessments:** An essay question or performance assessment, which requires an elaborated or graphic response that expresses ideas and their interrelationships in a literate and organized manner

**Evaluation:** A judgment about the worth or quality of something. In education, data from tests, tasks, or performances are used to make judgments about the success of the student or program

**Formative Assessment (Sometimes referred to as Assessment for Learning):** A process used by teachers and students during instruction that provides feedback to adjust ongoing teaching and learning to improve students' achievement of intended instructional outcomes. Short interval and usually classroom-based assessments that have immediate information for teachers and students to inform the instructional process and determine what comes next in the learning process

**Generalizability:** The degree to which the performances measured by a set of assessment items/tasks are representative of the entire domain being assessed (E.g., is one performance assessment sufficient for drawing conclusions about a student's ability to critique works of art?); may also be an issue in drawing a sample of students from a population (i.e. the degree to which a sample of students is representative of the population from which it is drawn).

**Grade equivalent:** A score, available from some standardized tests, which describes the performance of students according to how it resembles the performance of students in various grades. A GE of 5.5 means that the student is performing like a student in the fifth month of the fifth grade

**Grading:** A rating system for evaluating student work; grades are usually letters or numbers and their meaning varies widely across teachers, subjects, and systems

**High-stakes testing:** Any testing program for which the results have highly significant consequences for students, teachers, schools, and/or districts. These summative tests are frequently used as accountability devices to determine effectiveness or success

**Holistic method:** A scoring method which assigns a single score based on an overall appraisal or impression of performance rather than analyzing the various dimensions separately. A holistic scoring rubric can be specifically linked to focused (written) or implied (general impression) criteria. Some forms of holistic assessment do not use written criteria at all but rely solely on anchor papers for training and scoring

**Intelligence tests:** Tests designed to measure general cognitive functioning; group or individually administered tests used to determine mental age as compared to chronological age ( $MA/CA \times 100 = IQ$  [intelligence quotient]); i.e., the “average” IQ of the population is 100. Some intelligence tests do not calculate mental age but compare an individual’s performance to the performance of a norm group at various developmental levels, generating verbal and performance scores with a mean or “average” score of 100

**Item Analysis:** A statistical analysis of the items on a selected-response test to determine the relationship of the item to the test’s validity and reliability as a whole. The number and nature of the students selecting each option are analyzed

**Matrix sampling:** A process used to estimate the performance of large groups through testing a representative sample of the students. Each student in the sample may be given only a small segment of the total assessment

**Mean:** The arithmetic average of a group of scores; one of three measures of central tendency, a way to describe a group of scores with a single number

**Median:** A measure of central tendency, which identifies the point on the scale that separates a group of scores so that there is an equal number of scores above and below it

**Metacognition:** The ability to think about one’s own thinking; the knowledge that individuals have of their own thinking processes and strategies and their ability to monitor and regulate those processes

**Multiple-choice test:** A test consisting of items (questions or incomplete statements) followed by a list of choices from which students have to select the correct or best response



**STATE DEPARTMENT OF EDUCATION  
NOVEMBER 30, 2015**

**Multiple Measures:** The use of a variety of assessments to evaluate performance in a subject area (e.g., using multiple-choice items, short answer questions, and performance tasks to assess student achievement in a subject); the use of multiple measures is advocated to obtain a fair and comprehensive measurement of performance

**Mode:** A measure of central tendency which identifies the most frequent score in a group of scores (e.g., in the group of scores: 1, 2, 8, 9,9,10, the mode is 9)

**Norm:** The midpoint or “average” score for the group of students to which a norm-referenced test was initially administered (the norm group). By design, 50% of the students score below and 50% above this score SCASS/AEAC Glossary of Assessment Terms Page 8 National Coalition for Core Arts Standards (2014) National Core Arts Standards. Rights Administered by the State Education Agency Directors of Arts Education. Dover, DE, [www.nationalcoreartsstandards.org](http://www.nationalcoreartsstandards.org) all rights reserved.

**Norm group:** A group of students that is first administered a standardized norm-referenced test by its developers in order to establish scores for interpreting the performance of future testtakers

**Norm-referenced test:** A standardized test which compares the performance of students to an original group that took the test (the norm group); results usually reported in terms of percentile scores (e.g., a score of 90 means that the student did better than 90% of the norm group)

**Normal curve equivalent (NCE):** A normalized standard score used to compare scores across tests with different scales and/or between students on the same test (since arithmetic manipulations should not use percentiles); it has a mean of 50, a standard deviation of 21.06 and is often required for reporting by federal funding agencies such as Title I

**Open-ended assessments:** Constructed assessments (frequently tasks or problems) that require students to generate a solution to a problem for which there is no single correct answer (e.g., create a drawing that uses symbols of the Renaissance)

**Percentile:** A statistic provided by standardized norm-referenced tests which describes the performance of a student as compared to that of the norm group. The range is 1 to 99 with 50 denoting average performance. A student scoring at the 65th percentile performed better than, or as well as, 65% of the norm group

**Performance assessment:** A task/event/performance designed to measure a student’s ability to directly demonstrate particular knowledge and skills. E.g., a student may be asked to demonstrate some physical or artistic achievement: play a musical instrument, create or critique a work of art, or improvise a dance or a scene. These kinds of assessments (e.g., tasks, projects, portfolios, etc.) are scored using rubrics: established criteria for acceptable performance

**Portfolio:** A purposeful collection of student work across time which exhibits a student’s efforts, progress, or level of proficiency. Examples of types of portfolios include: showcase (best work), instructional, assessment (used to evaluate the student, and process or project (shows all phases in the development of a product or performance)

**Primary trait scoring:** A type of rubric scoring constructed to assess a specific trait, skill or format or the impact on a designated audience. (Also see analytic scoring.) Project a type of performance assessment which is complex, usually requiring more than one type of activity, process, or product for completion

**Quartile:** A way of describing the position of a score on a norm referenced test, e.g., the score falls in one of four groups: 0-25th percentile, 26th -40th percentile, etc.

**Quintile:** A way of describing the position of a score on a norm referenced test, e.g., the score falls in one of five groups: 0-20th percentile, 21-40th percentile, etc.

**Range:** The most rudimentary method of describing how much a group of scores vary; range is determined by subtracting the lowest from the highest score in the group

**Rating scale:** A scale used to evaluate student learning using a gradation of numbers or labels; a Likert rating scale is frequently used to measure attitudes or perceptions

**Reliability:** A measure of the consistency of an assessment across time, judges and subparts of the assessment (assuming no real change in what is being measured)

**Rating scale:** A scale used to evaluate student learning using numbers or labels (e.g, a Likert scale)

**Rubric (Sometime referred to as a scoring guide or scoring criteria):** An established, ordered set of criteria for judging student performance/products; it includes performance descriptors of student work at various levels of achievement

**Sampling:** A way to get information about a large group by examining a smaller representative number of the group (the sample)

**Scale score:** A score indicating an individual's performance on a standardized test, which allows comparisons across sub-groups and time (E.g., one could use scale scores to compare test results among classes, schools, and districts; or across grades from year to year)

**Scaffolded assessments:** A set of context-dependent assessments, which are sequenced to measure ascending levels of learning; this set usually contains a variety of item formats (from multiplechoice to performance tasks) about a single stimulus (e.g., a specific set of materials: a particular situation, scenario, problem, or event). Since these kinds of assessments can measure a variety of kinds of learning, they provide the opportunity for diagnosis of instruction and identification of student strengths and weaknesses

**Scoring criteria:** The rules or guidelines used to assign a score (a number or a label) indicating the quality of a performance; in the analytic scoring of a performance, different rules may be applied to different dimensions or traits of the performance

**Scoring guide:** Directions for scoring and/or interpreting scores; the guide may include general instructions for raters, training notes, rating scales, rubric, and student work. Selected-response items a

kind of test item for which students have to select the best or correct answer from a list of options (multiple-choice, etc.) or indicate the truth or falsity of a statement

**Self-assessment:** Collecting data about one's own performance for the purpose of evaluating it. Self-evaluation may include the comparison of one's own performance against established criteria, change in performance over time, and/or a description of current performance. Three types of educational standards are frequently used in education today

**Standard deviation:** A measure of the variability of a group of scores. When the standard deviation is high, students are performing very differently from each other; if it is low, students are performing similarly to one another

**Standard error of measurement:** A statistic used to indicate the consistency and reliability of a measurement instrument; a large standard error of measurement indicates that we have less confidence in the obtained score

**Standards-based instruction:** Instruction designed, taught, and assessed using Standards

- Content standards specify what students should know and be able to do in a specific content area--the essential knowledge, skills, processes, and procedures students must learn and be able to demonstrate. They answer the question: "What should be learned in this subject?" Student standards have been developed for periods of time ranging from individual grade levels to lifelong learning
- Performance standards specify the degree or quality of learning students are expected to demonstrate in the subject. They answer the question: "How good is good enough?" The national standards for the arts use the term "achievement standards" to avoid confusion between arts performance and performance assessment (Some states refer to established levels of proficiency instead of performance standards)
- Opportunity-to-learn standards specify what schools must provide to enable students to meet content and performance standards. student standards (achievement targets)

**Stanine:** A standard 9-point scale used to report the results of norm-referenced tests in order to allow comparison of scores across students, schools, districts, tests, grades, etc. The mean is 5 and the standard deviation approximately 2. Stanines of 1-3 are considered below average; 4-6 average; and 7-9 above average

**Standardized test:** A test administered to a group of persons under the same specific conditions so student results can be fairly compared

**Summative Assessment:** The effort to summarize student learning at a particular point in time such as the end of a chapter, unit, grading period, semester, year, or end of course

**Test:** A sample of behavior or performance administered in order to provide a basis for inferences about a larger subject area or domain of study. E.g., a teacher may administer a 30-minute test to provide evidence of the student's learning for the last two weeks or for a particular unit of instruction. The test may be norm- or criterion-referenced, traditional (e.g., multiple-choice, short answer, essay, etc.), or

performance-based. A teacher-made test is one prepared and administered by the teacher, usually for use in the classroom

**Validity:** A characteristic of a measure which refers to its ability to measure what it is intended to measure AND do so reliably (i.e., measures consistently across time, judges, and subparts). A valid measure is both accurate and consistent; e.g., a bathroom scale may record 100 pounds every time a person gets on it, but if he or she actually weighs 120, the scale is reliable but not valid. Types of validity include:

- Content validity—The assessment has content validity if it measures the content or area it intends to measure
- Concurrent validity—The assessment has concurrent validity if it is correlated with other measures of that particular content or area
- Predictive validity—The assessment has predictive validity if it predicts later actual performance of the individual in that subject or area. Predictive validity is related to generalizability

**STATE DEPARTMENT OF EDUCATION  
NOVEMBER 30, 2015**

DANCE GLOSSARY OF TERMS

**Aesthetic:** A set of principles concerned with the nature and appreciation of beauty

**Alignment:** The process of adjusting the skeletal and muscular system to gravity to support effective functionality

**Alternative performance venue:** A performance site other than a standard Western style theater (for example, classroom, site specific venue, or natural environment)

**Anatomical principles:** The way the human body's skeletal, muscular and vascular systems work separately and in coordination

**Artistic criteria:** Aspects of craft and skill used to fulfill artistic intent

**Artistic expression:** The manifestations of artistic intent through dance, drama music, poetry, fiction, painting, sculpture or other artistic media.

**Artistic statement:** An artist's verbal or written introduction of their work from their own perspective to convey the deeper meaning or purpose

**Body patterning:** Neuromuscular patterns (for example, core-distal, head-tail, homologous [upper-lower], homo-lateral [same-side], cross-lateral [crossing the body midline])

**Body-mind principles:** Concepts explored and/or employed to support body-mind connections (for example, breath, awareness of the environment, grounding, movement initiation, use of imagery, intention, inner-outer, stability-mobility)

**Body-use:** The ways in which movement patterns and body parts are used in movement and dance practice; descriptive method of identifying patterns

**Bound movement:** An "effort element" from Laban Movement Analysis in which energy flow is constricted

**Capstone Project:** A culminating performance-based assessment that determines what 12th graders should know and be able to do in various educational disciplines; usually based on research and the development of a major product or project that is an extension of the research

**Choreographic devices:** Manipulation of dance movement, sequences or phrases (repetition, inversion, accumulation, canon, retrograde, call and response)

**Codified movement:** Common motion or motions set in a particular style that often have specific names and expectations associated with it

**Context clues:** Information obtained from the dance that helps one understand or comprehend meaning and intent from a movement, group of movements, or a dance as a whole; requires seeing

**Contrapuntal:** An adjective that describes the noun counterpoint; music that has at least two melodic lines (voices) played simultaneously against each other; in dance, at least two movement patterns, sequences or phrases danced simultaneously using different body parts or performed by different dancers

**Cultural movement practice:** Physical movements of a dance that are associated with a particular country, community, or people

**Dance literacy:** The total experience of dance learning that includes the doing and knowing about dance: dance skills and techniques, dance making, knowledge and understanding of dance vocabulary, dance history, dance from different cultures, dance genres, repertory, performers and choreographers, dance companies, and dance notation and preservation

**Dance movement principles:** Fundamentals related to the craft and skill with which dance movement is performed (for example, the use of dynamic alignment, breath support, core support, rotation, initiation and sequencing, and weight shift)

**Dance phrase:** A brief sequence of related movements that have a sense of continuity and artistic or rhythmic completion

**Dance structures:** The organization of choreography and movement to fulfill the artistic intent of a dance or dance study (for example, AB, ABA or theme and variation); often referred to as choreographic form

**Dance study:** A short dance that is comprised of several dance phrases based on an artistic idea

**Dance techniques:** The tools and skills needed to produce a particular style of movement

**Dance terminology:** Vocabulary used to describe dance and dance experiences Simple dance terminology (for example, locomotor words walk, run, tip-toe, slither, roll, crawl, jump, march, and gallop; and non-locomotor words, bend, twist, turn, open and close). Vocabulary used to describe dance movement techniques, structures, works, and experiences that are widely shared in the field of dance; Genre-specific dance terminology used to describe movement within specific dance forms ballet, contemporary, culturally-specific dance, funk, hip-hop, jazz, modern, tap, and others.

**Dance work:** A complete dance that has a beginning, middle (development), and end

**Dynamics:** The qualities or characteristics of movement which lend expression and style; also called “efforts,” or “energy (for example, lyrical, sustained, quick, light, or strong)

**Elements of dance:** The key components of movement; movement of the body using space, time, and energy; often referred to as the elements of movement

**Embody:** To physicalize a movement, concept, or idea throughout the body

**Energy:** The dynamic quality, force attach, weight, and flow of movement

**STATE DEPARTMENT OF EDUCATION  
NOVEMBER 30, 2015**

**Evaluative Criteria:** The definition of values and characteristics with which dance can be assessed; factors to be considered to attain an aesthetically satisfying dance composition or performance

**Explore:** Investigate multiple movement possibilities to learn more about an idea

**Free flowing movement:** An “effort element” from Laban Movement Analysis in which energy is continuous

**Functional alignment:** The organization of the skeleton and musculature in a relationship to gravity that supports safe and efficient movement while dancing

**General Space:** Spatial orientation that is not focused towards one area of a studio or stage

**Genre:** A category of dance characterized by similarities in form, style, purpose, or subject matter (for example, ballet, hip hop, modern, ballroom, cultural practices)

**Kinesthetic awareness:** Pertaining to sensations and understanding of bodily movement

**Locomotor:** Movement that travels from one location to another or in a pathway through space (for example, in PreK, walk, run, tip-toe, slither, roll, crawl, jump, march, gallop; in Kindergarten, the addition of prance, hop, skip, slide, leap)

**Movement Characteristics:** The qualities, elements, or dynamics that describe or define a movement

**Movement phrase:** A brief sequence of related movements that have a sense of continuity and artistic or rhythmic completion

**Movement problem:** A specific focus that requires one to find a solution and complete a task; gives direction and exploration in composition

**Movement vocabulary:** Codified or personal movement characteristics that define a movement style

**Negative space:** The area (space) around and between the dancer(s) or dance images(s) in a dance

**Non-locomotor:** Movement that remains in place; movement that does not travel from one location to another or in a pathway through space for example, in PreK, bend, twist, turn, open, close; in Kindergarten, swing, sway, spin, reach, pull)

**Performance etiquette:** Performance values and expected behaviors when rehearsing or performing (for instance, no talking while the dance is in progress, no chewing gum, neat and appropriate appearance, dancers do not call out to audience members who are friends)

**Personal space:** The area of space directly surrounding one’s body extending as far as a person can reach; also called the kinesphere

**Polyrhythmic:** In music, several rhythms layered on top of one another and played simultaneously; in dance, embodying several rhythms simultaneously in different body parts

**STATE DEPARTMENT OF EDUCATION  
NOVEMBER 30, 2015**

**Production elements:** Aspects of performance that produce theatrical effects (for example, costumes, make up, sound, lighting, props)

**Production terminology:** Words commonly used to refer to the stage, performance setting, or theatrical aspects of dance presentation

**Rhythm:** The patterning or structuring of time through movement or sound

**See.Think.Wonder:** An inquiry-based Visual Thinking Strategy (VTS) used for critical analysis from Harvard Project Zero, in which children respond to simple questions (What do you see? What do you think? What do you wonder?) which enable a child to begin make meaning from an observed (dance) work of art

**Sound Environment:** Sound accompaniment for dancing other than music (for example, street noise, ocean surf, bird calls, spoken word)

**Space:** Components of dance involving direction, pathways, facings, levels, shapes, and design; the location where a dance takes place; the element of dance referring to the cubic area of a room, on a stage, or in other environments

**Spatial design:** Pre-determined use of directions, levels, pathways, formations, and body shapes

**Stimuli:** A thing or event that inspires action, feeling, or thought

**Style:** Dance that has specific movement characteristics, qualities, or principles that give it distinctive identity (for example, Graham technique is a style of Modern Dance; rhythm tap is a style of Percussive Dance; Macedonian folk dance is a style of International Folk dance; Congolese dance is a style of African Dance)

**Technical dance skills:** The degree of physical proficiency a dancer achieves within a dance style or technique (for example, coordination, form, strength, speed and range)

**Tempi:** Different paces or speeds of music, or underlying beats or pulses, used in a dance work or composition (singular: tempo)

**Tempo:** The pace or speed of a pulse or beat underlying music or movement (plural: tempi or tempos)

**Theme:** A dance idea that is stated choreographically



**STATE DEPARTMENT OF EDUCATION  
NOVEMBER 30, 2015**

MEDIA ARTS GLOSSARY OF TERMS

**Balance:** Principle of the equitable and/or dynamic distribution of items in a media arts composition or structure for aesthetic meaning, as in a visual frame, or within game architecture

**Components:** Discrete portions and aspects of media artworks, including: elements, principles, processes, parts, assemblies, etc., such as: light, sound, space, time, shot, clip, scene, sequence, movie, narrative, lighting, cinematography, interactivity, etc.

**Composition:** Principle of arrangement and balancing of components of a work for meaning and message

**Constraints:** Limitations on what is possible, both real and perceived

**Contrast:** Principle of using the difference between items, such as elements, qualities and components, to mutually complement them

**Continuity:** The maintenance of uninterrupted flow, continuous action or self-consistent detail. across the various scenes or components of a media artwork, i.e. game components, branding, movie timeline, series, etc.

**Context:** The situation surrounding the creation or experience of media artworks that influences the work, artist or audience. This can include how, where, and when media experiences take place, as well as additional internal and external factors (personal, societal, cultural, historical, physical, virtual, economic, systemic, etc.)

**Convention:** An established, common, or predictable rule, method, or practice within media arts production, such as the notion of a 'hero' in storytelling

**Copyright:** The exclusive right to make copies, license, and otherwise exploit a produced work

**Digital identity:** How one is presented, perceived and recorded online, including personal and collective information and sites, e-communications, commercial tracking, etc.

**Divergent thinking:** Unique, original, uncommon, idiosyncratic ideas; thinking "outside of the box"

**Design thinking:** A cognitive methodology that promotes innovative problem solving through the prototyping and testing process commonly used in design

**Emphasis:** Principle of giving greater compositional strength to a particular element or component in a media artwork

**Ethics:** Moral guidelines and philosophical principles for determining appropriate behavior within media arts environments

**Exaggeration:** Principle of pushing a media arts element or component into an extreme for provocation, attention, contrast, as seen in character, voice, mood, message, etc.

**STATE DEPARTMENT OF EDUCATION  
NOVEMBER 30, 2015**

**Experiential Design:** Area of media arts wherein interactive, immersive spaces and activities are created for the user; associated with entertainment design

**Fairness:** Complying with appropriate, ethical and equitable rules and guidelines

**Fair use:** Permits limited use of copyrighted material without acquiring permission from the rights holders, including commentary, search engines, criticism, etc.

**Force:** Principle of energy or amplitude within an element, such as the speed and impact of a character's motion

**Generative methods:** Various inventive techniques for creating new ideas and models, such as brainstorming, play, open exploration, experimentation, inverting assumptions, rulebending, etc.

**Hybridization:** Principle of combining two existing media forms to create new and original forms, such as merging theatre and multimedia

**Interactivity:** A diverse range of articulating capabilities between media arts components, such as user, audience, sensory elements, etc., that allow for inputs and outputs of responsive connectivity via sensors, triggers, interfaces, etc., and may be used to obtain data, commands, or information and may relay immediate feedback, or other communications; contains unique sets of aesthetic principles

**Juxtaposition:** Placing greatly contrasting items together for effect

**Legal:** The legislated parameters and protocols of media arts systems, including user agreements, publicity releases, copyright, etc.

**Manage audience experience:** The act of designing and forming user sensory episodes through multi-sensory captivation, such as using sequences of moving image and sound to maintain and carry the viewer's attention, or constructing thematic spaces in virtual or experiential design

**Markets:** The various commercial and informational channels and forums for media artworks, such as T.V., radio, internet, fine arts, non-profit, communications, etc.

**Media arts contexts:** The diverse locations and circumstances of media arts, including its markets, networks, technologies and vocations

**Media environments:** Spaces, contexts and situations where media artworks are produced and experienced, such as in theaters, production studios and online

**Media literacy:** A series of communication competencies, including the ability to access, analyze, evaluate, and communicate information in a variety of forms, including print and nonprint messages – National Association for Media Literacy Education

**Media messages:** Various artistic, emotional, expressive, prosaic, commercial, utilitarian and informational communications of media artworks

**STATE DEPARTMENT OF EDUCATION  
NOVEMBER 30, 2015**

**Meaning:** The formulation of significance and purposefulness in media artworks

**Modeling /concept modeling:** Creating a digital or physical representation or sketch of an idea, usually for testing; prototyping

**Movement:** Principle of motion of diverse items within media artworks

**Multimodal perception:** Coordinated and synchronized integration of multiple sensory systems (vision, touch, auditory, etc.) in media artworks

**Multimedia theatre:** The combination of live theatre elements and digital media (sound, projections, video, etc.) into a unified production for a live audience

**Narrative structure:** The framework for a story, usually consisting of an arc of beginning, conflict and resolution

**Personal aesthetic:** An individually formed, idiosyncratic style or manner of expressing oneself; an artist's "voice"

**Perspective:** Principle pertaining to the method of three-dimensional rendering, point-of-view, and angle of composition

**Point of view:** The position from which something or someone is observed; the position of the narrator in relation to the story, as indicated by the narrator's outlook from which the events are depicted and by the attitude toward the characters

**Positioning:** The principle of placement or arrangement

**Production processes:** The diverse processes, procedures, or steps used to carry out the construction of a media artwork, such as prototyping, playtesting, and architecture construction in game design

**Prototyping:** Creating a testable version, sketch or model of a media artwork, such as a game, character, website, application, etc.

**Resisting closure:** Delaying completion of an idea, process or production, or persistently extending the process of refinement, towards greater creative solutions or technical perfection

**Responsive use of failure:** Incorporating errors towards persistent improvement of an idea, technique, process or product

**Rules:** The laws, or guidelines for appropriate behavior; protocols

**Safety:** Maintaining proper behavior for the welfare of self and others in handling equipment and interacting with media arts environments and groups

**Soft skills:** Diverse organizational and management skills, useful to employment, such as collaboration, planning, adaptability, communication, etc.

**STATE DEPARTMENT OF EDUCATION  
NOVEMBER 30, 2015**

**Stylistic convention:** A common, familiar, or even “formulaic” presentation form, style, technique or construct, such as the use of tension building techniques in a suspense film

**Systemic Communications:** Socially or technologically organized and higher-order media arts communications such as networked multimedia, television formats and broadcasts, “viral” videos, social multimedia (e.g. “vine” videos), remixes, transmedia, etc.

**System(s):** The complex and diverse technological structures and contexts for media arts production, funding, distribution, viewing, and archiving

**Technological:** The mechanical aspects and contexts of media arts production, including hardware, software, networks, code, etc.

**Tone:** Principle of “color”, “texture” or “feel” of a media arts element or component, as for sound, lighting, mood, sequence, etc.

**Transdisciplinary production:** Accessing multiple disciplines during the conception and production processes of media creation, and using new connections or ideas that emerge to inform the work

**Transmedia production:** Communicating a narrative and/or theme over multiple media platforms, while adapting the style and structure of each story component to the unique qualities of the platforms

**Virtual channels:** Network based presentation platforms such as: Youtube, Vimeo, Deviantart, etc.

**Virtual worlds:** Online, digital, or synthetic environments (e.g. Minecraft, Second Life)

**Vocational:** The workforce aspects and contexts of media arts

**STATE DEPARTMENT OF EDUCATION  
NOVEMBER 30, 2015**

**MUSIC GLOSSARY OF TERMS**

**AB:** Musical form consisting of two sections, A and B, which contrast with each other (binary form)

**ABA:** Musical form consisting of three sections, A, B, and A; two are the same, and the middle one is different (ternary form)

**Ability:** Natural aptitude in specific skills and processes; what the student is apt to do, without formal instruction

**Academic vocabulary:** words that traditionally are used in academic dialogue and text

**Analog tools:** Category of musical instruments and tools that are non-digital (i.e., do not transfer sound in or convert sound into binary code), such as acoustic instruments, microphones, monitors, and speakers

**Analyze:** Examine in detail the structure and context of music

**Arrangement:** Setting or adaptation of an existing musical composition

**Arranger:** Person who creates alternative settings or adaptations of existing music

**Articulation:** Characteristic way in which musical tones are connected, separated, or accented; types of articulation include legato (smooth, connected tones) and staccato (short, detached tones)

**Artistic literacy:** Knowledge and understanding required to participate authentically in the Arts

**Atonality:** Music in which no tonic or key center is apparent

**Audiate:** Hear and comprehend sounds in one's head (inner hearing), even when no sound is present

**Audience etiquette:** Social behavior observed by those attending musical performances and which can vary depending upon the type of music performed

**Beat:** Underlying steady pulse present in most music

**Benchmark:** Pre-established definition of an achievement level, designed to help measure student progress toward a goal or standard, expressed either in writing or as an example of cored student work (aka, anchor set)

**Binary form:** (See AB)

**Body percussion:** Use of the human body as an instrument to create percussive/rhythmic sounds such as stomping, patsching (patting thighs), clapping, clicking, snapping

**Bordun:** Accompaniment created by sounding two tones, five notes apart, continuously throughout a composition; can be performed in varying ways, such as simultaneously or alternating

**Chant:** Most commonly, the rhythmic recitation of rhymes, or poems without a sung melody; a type of singing, with a simple, unaccompanied melody line and free rhythm

**Chart:** Jazz or popular music score, often abbreviated, with a melody (including key and time signature) and a set of chord changes

**Chord progression:** Series of chords sounding in succession; certain progressions are typical in particular styles/genres of music

**Collaboratively:** Working together on a common (musical) task or goal

**Collaboratively-developed criteria:** Qualities or traits for assessing achievement level that have been through a process of collective decision-making

**Complex formal structure:** Musical form in which rhythmic, melodic, harmonic, and/or other musical materials undergo significant expansion and development, and may be more distantly related across sections while remaining coherent in some way, such as sonata or other novel design with three or more sections

**Composer:** One who creates music compositions

**Composition:** Original piece of music that can be repeated, typically developed over time, and preserved either in notation or in a sound recording

**Compositional devices:** Tools used by a composer or arranger to create or organize a composition or arrangement, such as tonality, sequence, repetition, instrumentation, orchestration, harmonic/melodic structure, style, and form

**Compositional techniques:** Approaches a composer uses to manipulate and refine the elements to convey meaning and intent in a composition, such as tension-release, augmentation-diminution, soundsilence, motion-stasis, in addition to compositional devices

**Concepts, music:** Understandings or generalized ideas about music that are formed after learners make connections and determine relationships among ideas

**Connection:** Relationship among artistic ideas, personal meaning, and/or external context

**Context:** Environment that surrounds music, influences understanding, provides meaning, and connects to an event or occurrence

**Context, cultural:** Values, beliefs, and traditions of a group of people that influence musical meaning and inform culturally authentic musical practice

**Context, historical:** Conditions of the time and place in which music was created or performed that provide meaning and influence the musical experience

**STATE DEPARTMENT OF EDUCATION  
NOVEMBER 30, 2015**

**Context, personal:** Unique experiences and relationships that surround a single person and are influenced by personal life, family, habits, interest, and preferences

**Context, social environment:** Surrounding something or someone’s creation or intended audience that reflects and influences how people use and interpret the musical experience

**Craftsmanship:** Degree of skill and ability exhibited by a creator or performer to manipulate the elements of music in a composition or performance

**Create:** Conceive and develop new artistic ideas, such as an improvisation, composition, or arrangement, into a work

**Creative intent:** Shaping of the elements of music to express and convey emotions, thoughts, and ideas

**Creator:** One who originates a music composition, arrangement, or improvisation

**Criteria:** Guidelines used to judge the quality of a student’s performance (See Rubric)

**Cultural context:** Values, beliefs, and traditions of a group of people that influence musical meaning and inform culturally authentic musical practice

**Culturally authentic performance:** Presentation that reflects practices and interpretation representative of the style and traditions of a culture

**Culture:** Values and beliefs of a particular group of people, from a specific place or time, expressed through characteristics such as tradition, social structure, religion, art, and food

**Cyclical structure:** Musical form characterized by the return or “cycling around” of significantly recognizable themes, motives, and/or patterns across movements

**Demonstrate:** Show musical understanding through observable behavior such as moving, chanting, singing, or playing instruments

**Diatonic:** Seven-tone scale consisting of five whole steps and two half steps

**Digital environment:** Simulated place made or created through the use of one or more computers, sensors, or equipment

**Digital notation:** A visual image of musical sound created by using computer software applications, intended either as a record of sound heard or imagined, or as a set of visual instructions for performers

**Digital resources:** Anything published in a format capable of being read by a computer, a web-enabled device, a digital tablet, or smartphone

**Digital systems:** Platforms that allow interaction and the conversion between and through the audio and digital domains

**STATE DEPARTMENT OF EDUCATION  
NOVEMBER 30, 2015**

**Digital tools:** Category of musical instruments and tools that manipulate sound using binary code, such as electronic keyboards, digital audio interfaces, MIDI, and computer software

**Dynamics:** Level or range of loudness of a sound or sounds

**Elements of music:** Basic characteristics of sound (pitch, rhythm, harmony, dynamics, timbre, texture, form, and style/articulation) that are manipulated to create music

**Enduring understanding:** Overarching (aka, “big”) ideas that are central to the core of the music discipline and may be transferred to new situations

**Ensemble:** Group of individuals organized to perform artistic work: traditional, large groups such as bands, orchestras, and choirs; chamber, smaller groups, such as duets, trios, and quartets; emerging, such as guitar, iPad, mariachi, steel drum or pan, and Taiko drumming

**Essential question:** Question that is central to the core of a discipline –in this case, music – and promotes investigation to uncover corresponding enduring understanding(s)

**Established criteria:** Traits or dimensions for making quality judgments in music of a particular style, genre, cultural context, or historical period that have gained general acceptance and application over time

**Expanded form:** Basic form (such as AB, ABA, rondo or theme and variation) expanded by the addition of an introduction, transition, and/or coda

**Explore:** Discover, investigate, and create musical ideas through singing, chanting, playing instruments, or moving to music

**Expression:** Feeling conveyed through music

**Expressive aspects:** Characteristics that convey feeling in the presentation of musical ideas

**Expressive intent:** Emotions, thoughts, and ideas that a performer or composer seeks to convey by manipulating the elements of music

**Expressive qualities:** Qualities such as dynamics, tempo, articulation which -- when combined with other elements of music -- give a composition its musical identity

**Form:** Element of music describing the overall organization of a piece of music, such as AB, ABA, rondo, theme and variations, and strophic form

**Formal design:** Large-scale framework for a piece of music in which the constituent parts cohere into a meaningful whole; encompasses both structural and tonal aspects of the piece

**Fret:** Thin strip of material placed across the fingerboard of some stringed Instruments, such as guitar, banjo, and mandolin; the fingers press the strings against the frets to determine pitch



**STATE DEPARTMENT OF EDUCATION  
NOVEMBER 30, 2015**

**Function:** Use for which music is created, performed, or experienced, such as dance, social, recreation, music therapy, video games, and advertising

**Fundamentals of music theory:** Basic elements of music, their subsets, and how they interact: rhythm and meter; pitch and clefs; intervals; scales, keys and key signatures; triads and seventh chords

**Fusion:** Type of music created by combining contrasting styles into a new style

**Genre:** Category of music characterized by a distinctive style, form, and/or content, such as jazz, march, and country

**Guidance:** Assistance provided temporarily to enable a student to perform a musical task that would be difficult to perform unaided, best implemented in a manner that helps develop that student's capacity to eventually perform the task independently

**Harmonic sequences:** Series of two or more chords commonly used to support melody(ies)

**Harmonizing instruments:** musical instruments, such as guitars, ukuleles, and keyboards, capable of producing harmonies as well as melodies, often used to provide chordal accompaniments for melodies and songs

**Harmonization:** Process of applying stylistically appropriate harmony, such as chords, countermelodies, and ostinato, to melodic material

**Harmony:** Chordal structure of a music composition in which the simultaneous sounding of pitches produces chords and their successive use produces chord progressions

**Heterophonic:** Musical texture in which slightly different versions of the same melody sound simultaneously

**Historical context:** Conditions of the time and place in which music was created or performed and that provide meaning and influence the musical experience

**Historical periods:** Period of years during which music that was created and/or performed shared common characteristics; historians of Western art music typically refer to the following: Medieval (ca. 500-ca. 1420), Renaissance (ca. 1420-ca. 1600), Baroque (ca. 1600-ca. 1750), Classic (ca. 1750-ca. 1820), Romantic (ca. 1820-ca. 1900), and Contemporary (ca. 1900)

**Homophonic:** Musical texture in which all parts move in the same rhythm but use different pitches, as in hymns; also, a melody supported by chords

**Iconic notation:** Representation of sound and its treatment using lines, drawings, pictures

**Imagine:** Generate musical ideas for various purposes and contexts

**Imagination:** Ability to generate in the mind ideas, concepts, sounds, and images that are not physically present and may not have been previously experienced (See Audiate)

**STATE DEPARTMENT OF EDUCATION  
NOVEMBER 30, 2015**

**Improvisation:** Music created and performed spontaneously or “in-the-moment,” often within a framework determined by the musical style

**Improviser:** One who creates music spontaneously or “in-the-moment”

**Independently:** Working with virtually no assistance, initiating appropriate requests for consultation, performing in a self-directed ensemble offering ideas/solutions that make such consulting collaborative rather than teacher-directed

**Intent:** Meaning or feeling of the music planned and conveyed by a creator or performer

**Interpret:** Determine and demonstrate music’s expressive intent and meaning when responding and performing

**Interpretation:** Intent and meaning that a performer realizes in studying and performing a piece of music

**Intervals:** Distance between two tones, named by counting all pitch names involved; harmonic interval occurs when two pitches are sounded simultaneously, and melodic interval when two pitches are sounded successively

**Intonation:** Singing or playing the correct pitch in tune

**Key signature:** Set of sharps or flats at the beginning of the staff, following the clef sign, that indicates the primary pitch set or scale used in the music and provide clues to the resting tone and mode

**Lead-sheet notation:** System symbol used to identify chords in jazz, popular, and folk music; uppercase letters are written above the staff, specifying which chords should be used and when they should be played

**Lyrics:** Words of a song

**Major scale:** Scale in which the ascending pattern of whole and half steps is whole, whole, half, whole, whole, whole, half

**Melodic contour:** Shape of a melody created by the way its pitches repeat and move up and down in steps and skips

**Melodic passage:** Short section or series of notes within a larger work that constitutes a single coherent melodic idea

**Melodic pattern:** Grouping, generally brief, of tones or pitches

**Melody:** Linear succession of sounds (pitches) and silences moving through time; the horizontal structure of music

**Meter:** Grouping of beats and divisions of beats in music, often in sets of twos (duple meter) or threes (triple meter)

**Minor scale:** Scale in which one characteristic feature is a half-step between the second and third tones; the three forms of the minor scale are natural, harmonic, and melodic

**Modal:** Music based on a mode other than major or minor

**Modes:** Seven-tone scales that include five whole steps and two half steps; the seven possible modes — Ionian, Dorian, Phrygian, Lydian, Mixolydian, Aeolian, and Locrian— were used in the Medieval and Renaissance periods and served as the basis from which major (Ionian) and minor (Aeolian) scales emerged

**Model cornerstone assessment:** Suggested assessment process, embedded within a unit of study, that includes a series of focused tasks to measure student achievement within multiple process components

**Moderately complex formal structure:** Musical form with three or more sections (such as rounded binary, rondo, or other novel design), in which section closure is somewhat nuanced or ambiguous, and the rhythmic, melodic, harmonic, and/or other musical materials across sections may be more distantly related while remaining coherent in some way

**Mood:** Over-all feeling that a section or piece of music conveys

**Monophonic:** Musical texture consisting of a single, unaccompanied melodic line

**Motif/motive:** Brief rhythmic/melodic figure or pattern that recurs throughout a composition as a unifying element

**Movement:** Act of moving in nonlocomotor (such as clapping and finger snapping) and locomotor (such as walking and running) patterns to represent and interpret musical sounds

**Music literacy:** Knowledge and understanding required to participate authentically in the discipline of music by independently carrying out the artistic processes of creating, performing, and responding

**Music theory:** Study of how music is composed and performed; analysis of the elements of music and the framework for understanding musical works

**Music vocabulary:** Domain-specific words traditionally used in performing, studying, or describing music (See Academic vocabulary)

**Musical criteria:** Traits relevant to assessing music attributes of a work or performance

**Musical idea:** Idea expressed in music, which can range in length from the smallest meaningful level (motive or short pattern) through a phrase, a section, or an entire piece

**Musical range:** Span between the highest and lowest pitches of a melody, instrument, or voice

**Musical work:** Piece of music preserved as a notated copy or sound recording or passed through oral tradition

**STATE DEPARTMENT OF EDUCATION  
NOVEMBER 30, 2015**

**Non-pitched instruments:** Instruments, such as woodblocks, whistles, electronic sounds, that do not have definite pitches or tones

**Notation:** Visual representation of musical sounds

**One-part formal structure:** Continuous form, with or without an interruption, in which a singular instance of formal closure is achieved only at or near the end of the piece; also known as throughcomposed

**Open-ended assessment:** Assessment that allows students to demonstrate the learning of a particular outcome in a variety of ways, such as demonstrating understanding of rhythmic notation by moving, singing, or chanting

**Pentatonic scale:** Five-tone scale often identified with the pattern of the black keys of a keyboard, although other five-tone arrangements are possible

**Perform:** Process of realizing artistic ideas and work through interpretation and presentation

**Performing, performance:** Experience of engaging in the act of presenting music in a classroom or private or public venue (See also Artistic Process of Performing)

**Performance decorum:** Aspects of contextually appropriate propriety and proper behavior, conduct, and appearance for a musical performance, such as stage presence, etiquette, and appropriate attire

**Performance practice:** Performance and presentation of a work that reflect established norms for the style and social, cultural, and historical contexts of that work

**Performance technique:** Personal technical skills developed and used by a performer

**Personal context:** Unique experiences and relationships that surround a single person and are influenced by personal life, family, habits, interest, and preferences

**Personally-developed criteria:** Qualities or traits for assessing achievement level developed by students individually

**Phrase:** Musical segment with a clear beginning and ending, comparable to a simple sentence or clause in written text

**Phrasing:** Performance of a musical phrase that uses expressive qualities such as dynamics, tempo, articulation, and timbre to convey a thought, mood, or feeling

**Piece:** General, non-technical term referring to a composition or musical work

**Pitch:** Identification of a tone or note with respect to highness or lowness (i.e., frequency)

**Plan:** Select and develop musical ideas for creating a musical work

**Polyphonic:** Musical texture in which two or more melodies sound simultaneously

**Polytonal:** Music in which two or more tonalities (keys) sound simultaneously

**Present:** Share artistic work (e.g., a composition) with others

**Program:** Presentation of a sequence of musical works that can be performed by individual musicians or groups in a concert, recital, or other setting

**Purpose:** Reason for which music is created, such as, ceremonial, recreational/social, commercial, or generalized artistic expression

**Refine:** Make changes in musical works or performances to more effectively realize intent through technical quality or expression

**Repertoire:** Body or set of musical works that can be performed

**Respond:** Understand and evaluate how the arts convey meaning

**Rhythm:** Duration or length of sounds and silences that occur in music; organization of sounds and silences in time

**Rhythmic passage:** Short section or series of notes within a larger work that constitutes a single coherent rhythmic idea

**Rhythmic pattern:** Grouping, generally brief, of long and short sounds and silences

**Rondo:** Musical form consisting of three or more contrasting sections in which one section recurs, such as ABACA

**Rubric:** Established, ordered set of criteria for judging student performance; includes descriptors of student work at various levels of achievement

**Scale:** Pattern of pitches arranged in ascending or descending order and identified by their specific arrangement of whole and half steps

**Score:** Written notation of an entire music composition

**Section:** One of a number of distinct segments that together comprise a composition; a section consists of several phrases

**Select:** Choose music for performing, rehearsing, or responding based on interest, knowledge, ability, and context

**Sensitivity:** Skill of a creator, performer, or listener in responding to and conveying the nuances of sound or expression

**Set:** Sequence of songs or pieces performed together by a singer, band, or disc jockey and constituting or forming part of a live show or recording

**Setting:** Specified or implied instrumentation, voicing, or orchestration of a musical work

**Setting of the text:** Musical treatment of text as presented in the music

**Share:** Present artistic work (e.g., a composition) to others

**Sight-reading:** First attempt to perform a notated musical work

**Simple formal structure:** Musical form with a small number of distinct or clearly delineated sections, (such as simple binary, ternary, or other novel design), using closely related rhythmic, melodic, and harmonic materials across the sections

**Social context:** Environment surrounding something or someone's creation or intended audience that reflects and influences how people use and interpret the musical experience

**Sonic events:** Individual sounds (or sound masses) and silences whose succession forms patterns and contrasting units that are perceived as musical

**Sonic experience:** Perception and understanding of the sounds and silences of a musical work and their inter-relationship

**Stage presence:** Performer's ability to convey music content to a live audience through traits such as personal knowledge of the repertoire, exhibited confidence, decorum, eye contact and facial expression

**Staging:** Environmental considerations, such as lighting, sound, seating arrangement, and visual enhancements, that contribute to the impact of a musical performance

**Standard notation:** System for visually representing musical sound that is in widespread use; such systems include traditional music staff notation, tablature notation (primarily for fretted stringed instruments), and lead-sheet notation

**Storyline:** Extra-musical narrative that inspires or explains the structure of a piece of music

**Strophic form:** Vocal music in which the music repeats with a new set of text each time

**Structure:** Totality of a musical work

**Style:** Label for a type of music possessing distinguishing characteristics and often performance practices associated with its historical period, cultural context, and/or genre

**Stylistic expression:** Interpretation of expressive qualities in a manner that is authentic and appropriate to the genre, historical period, and cultural context of origin

**Tablature:** System of graphic standard notation, commonly used for fretted stringed instruments, in which a diagram visually represents both the fret board and finger placement on the fret board

**Teacher-provided criteria:** Qualities or traits for assessing achievement level that are provided to students by the teacher

**STATE DEPARTMENT OF EDUCATION  
NOVEMBER 30, 2015**

**Technical aspects:** Characteristics enabling the accurate representation/presentation of musical ideas

**Technical challenges:** Requirements of a particular piece of music that stretch or exceed a performer's current level of proficiency in technical areas such as timbre, intonation, diction, range, or speed of execution

**Technical accuracy, technical skill:** Ability to perform with appropriate timbre, intonation, and diction as well as to play or sing the correct pitches and rhythms at a tempo appropriate to the musical work

**Tempo:** Rate or speed of the beat in a musical work or performance

**Tension/release:** Musical device (musical stress, instability, or intensity, followed by musical relaxation, stability, or resolution) used to create a flow of feeling

**Ternary form:** (See ABA)

**Texture:** Manner in which the harmonic (vertical) and melodic (horizontal) elements are combined to create layers of sound

**Theme and variations:** Musical form in which a melody is presented and then followed by two or more sections presenting variations of that melody

**Timbre:** Tone color or tone quality that distinguishes one sound source, instrument, or voice from another

**Tonal pattern:** Grouping, generally brief, of tones or pitches

**Tonality:** Tonic or key tone around which a piece of music is centered

**Transfer:** Use music knowledge and skills appropriately in a new context

**Unity:** Presence of structural coherence within a work, generally achieved through the repetition of various elements of music (See Variety)

**Variety:** Presence of structural contrast within a work for the purpose of creating and sustaining interest, generally achieved through utilizing variations in the treatment of the elements of music (See Unity)

**Venue:** Physical setting in which a musical event takes place

**Vocables:** Audible sounds and/or nonsense syllables used by vocalists to convey musical ideas or intent

**Vocalizations:** Vocal exercises that include no text and are sung to one or more vowels

THEATRE GLOSSARY OF TERMS

**Acting techniques:** Specific skills, pedagogies, theories, or methods of investigation used by an actor to prepare for a theatre performance

**Believability:** Theatrical choices thought to be “true” based upon an understanding of any given fictional moment, interpretation of text, and/or human interaction

**Character traits:** Observable embodied actions that illustrate a character’s personality, values, beliefs, and history

**Conflict:** The problem, confrontation, or struggle in a scene or play; conflict may include a character against him or herself, a character in opposition to another character, a character against nature, a character against society, or a character against the supernatural

**Creative drama:** A process-centered, non-exhibitional approach to drama intended to benefit the performers themselves; story drama and process drama are two types of creative drama

**Creative processes:** The application of production and technical elements (see the definitions) to a theatrical production

**Devised drama:** Creation of an original performance piece by an ensemble

**Dialogue:** A conversation between two or more characters

**Dramatic play:** Make-believe where children naturally assign and accept roles, then act them out

**Focus:** Commitment by a participant (an actor, technician, director) to remain in the scope of the project or to stay within the world of the play

**Genre:** Relating to a specific kind or type of drama and theatre such as a tragedy, drama, melodrama, comedy, or farce

**Gesture:** An expressive and planned movement of the body or limbs

**Given circumstances:** The underlying actions and events that have happened before the play, story, or devised piece begins

**Guided drama experience:** A leader guides participants during a process drama, story drama, or creative drama experience (see the definitions) through side-coaching, narration, and prompting; the action of the drama does not stop in order for the leader to support the students; facilitator may guide participants in or out of role



**STATE DEPARTMENT OF EDUCATION  
NOVEMBER 30, 2015**

**Improvise:** The spontaneous, intuitive, and immediate response of movement and speech; a distinction can be made between spontaneous improvisation, which is immediate and unrehearsed, and prepared improvisation, which is shaped and rehearsed

**Imaginary elsewhere:** An imagined location which can be historical, fictional, or realistic

**Imagined worlds:** An imaginary world created collectively by participants in a drama experience

**Inner thoughts:** The underlying and implied meaning or intentions in the character's dialogue or actions (also known as subtext)

**Motivation:** Reasons why a character behaves or reacts in a particular way in a scene or play

**Non-representational materials:** Objects which can be transformed into specific props through the imagination

**Objective:** A goal or particular need or want that a character has within a scene or play

**Plot:** A narrative as revealed through the action and/or dialogue; traditionally, a plot has the elements of exposition, inciting incident, conflict, rising action, climax, and resolution or falling action

**Process drama:** A non-linear, episodic, process-centered, improvised form of drama in which teacher and students are in-role exploring and reflecting on an issue, story, theme, problem, or idea in a non-exhibitional format that is intended to benefit the performers themselves

**Production elements:** Technical elements selected for use in a specific production, including sets, sound, costumes, lights, music, props, and make-up, as well as elements specific to the production such as puppets, masks, special effects, or other story telling devices/concepts

**Scripted drama:** A piece of writing for the theatre that includes a description of the setting, a list of the characters, the dialogue, and the action of the characters

**Script analysis:** The study of a script to understand the underlying structure and themes of the play's story, and the motives and objectives of its characters

**Staging:** Patterns of movement in a scene or play including, for example, stage crosses, entrances, and exits which help to convey meaning

**Story drama:** Episodic, process-centered, improvised form of drama that uses existing literature as a starting point for drama exploration, the drama explores moments (before, after, or within) that may not exist in the story and is presented in a non-exhibitional format that is intended to benefit the performers themselves

**Story elements:** Characters, setting, dialogue, and plot that create a story

**Style:** The use of a specific set of characteristic or distinctive techniques such as realism, expressionism, epic theatre, documentary theatre, or classical drama; style may also refer to the unique artistic choices of a particular playwright, director, or actor

**Tactic:** The means by which a character seeks to achieve their objective, the selection of tactics are based on the obstacle presented; in acting and directing a tactic refers to a specific action verb

**Technical elements:** The elements of spectacle such as sets, sound, costume, lights, music, props, and makeup used to create a unified and meaningful design for a theatrical production

**Theatrical conventions:** Practices and/or devices that the audience and actors accept in the world of the play even when it is not realistic, such as a narrator, flashback, or an aside

**Theme:** The aspect of the human condition under investigation in the drama; it can be drawn from unifying topics or questions across content areas

**Visual composition:** The arrangement of actors and scenery on a stage for a theatrical production, sometimes known as *mise en scène*

VISUAL ARTS GLOSSARY OF TERMS

**Art:** In everyday discussions and in the history of aesthetics, multiple (and sometimes contradictory) definitions of art have been proposed. In a classic article, “The Role of Theory in Aesthetics,” Morris Weitz (1956) recommended differentiating between classificatory (classifying) and honorific (honoring) definitions of art. In the Next Generation Core Visual Arts Standards, the word art is used in the classificatory sense to mean “an artifact or action that has been put forward by an artist or other person as something to be experienced, interpreted, and appreciated.” An important component of a quality visual arts education is for students to engage in discussions about honorific definitions of art—identifying the wide range of significant features in art-making approaches, analyzing why artists follow or break with traditions and discussing their own understandings of the characteristics of “good art.”

**Artist statement:** Information about context, explanations of process, descriptions of learning, related stories, reflections, or other details in a written or spoken format shared by the artist to extend and deepen understanding of his or her artwork; an artist statement can be didactic, descriptive, or reflective in nature.

**Artistic investigations:** In making art, forms of inquiry and exploration; through artistic investigation artists go beyond illustrating pre-existing ideas or following directions, and students generate fresh insights—new ways of seeing and knowing.

**Art-making approaches:** Diverse strategies and procedures by which artists initiate and pursue making a work.

**Artwork:** Artifact or action that has been put forward by an artist or other person as something to be experienced, interpreted, and appreciated.

**Brainstorm:** Technique for the initial production of ideas or ways of solving a problem by an individual or group in which ideas are spontaneously contributed without critical comment or judgment.

**Characteristic(s):** Attribute, feature, property, or essential quality. Characteristics of form (and structure). Terms drawn from traditional, modern, and contemporary sources that identify the range of attributes that can be used to describe works of art and design to aid students in experiencing and perceiving the qualities of artworks, enabling them to create their own work and to appreciate and interpret the work of others.

**Collaboration:** Joint effort of working together to formulate and solve creative problems.

**Collaboratively:** Joining with others in attentive participation in an activity of imagining, exploring, and/or making.

**Concepts:** Ideas, thoughts, schemata; art arising out of conceptual experimentation that emphasizes making meaning through ideas rather than through materiality or form.

**STATE DEPARTMENT OF EDUCATION  
NOVEMBER 30, 2015**

**Constructed environment:** Human-made or modified spaces and places; art and design-related disciplines such as architecture, urban planning, interior design, game design, virtual environment, and landscape design shape the places in which people live, work, and play

**Contemporary artistic practice:** Processes, techniques, media, procedures, behaviors, actions, and conceptual approaches by which an artist or designer makes work using methods that, though they may be based on traditional practices, reflect changing contextual, conceptual, aesthetic, material and technical possibilities; examples include artwork made with appropriated images or materials, social practice artworks that involve the audience, performance art, new media works, installations, and artistic interventions in public spaces

**Context:** Interrelated conditions surrounding the creation and experiencing of an artwork, including the artist, viewer/audiences, time, culture, presentation, and location of the artwork's creation and reception

**Copyright:** Form of protection grounded in the U.S. Constitution and granted by law for original works of authorship fixed in a tangible medium of expression, covering both published and unpublished works

**Creative commons:** Copyright license templates that provide a simple, standardized way to give the public permission to share and use creative work on conditions of the maker's choice  
(<http://creativecommons.org>)

**Creativity:** Ability to conceive and develop rich, original ideas, discover unexpected connections, and invent or make new things

**Criteria:** In art and design, principles that direct attention to significant aspects of a work and provide guidelines for evaluating its success

**Contemporary criteria:** Principles by which a work of art or design is understood and evaluated in contemporary contexts which, for example, include judging not necessarily on originality, but rather on how the work is re-contextualized to create new meanings

**Established criteria:** Identified principles that direct attention to significant aspects of various types of artwork in order to provide guidelines for evaluating the work; these may be commonly accepted principles that have been developed by artists, curators, historians, critics, educators and others or principles developed by an individual or group to pertain to a specific work of art or design

**Personal criteria:** Principles for evaluating art and design based on individual preferences

**Relevant criteria:** Principles that apply to making, revising, understanding, and evaluating a particular work of art or design that are generated by identifying the significant characteristics of a work

**Critique:** Individual or collective reflective process by which artists or designers experience, analyze, and evaluate a work of art or design

**STATE DEPARTMENT OF EDUCATION  
NOVEMBER 30, 2015**

**Cultural contexts:** Ideas, beliefs, values, norms, customs, traits, practices, and characteristics shared by individuals within a group that form the circumstances surrounding the creation, presentation, preservation, and response to art

**Cultural traditions:** Pattern of practices and beliefs within a societal group

**Curate:** Collect, sort, and organize objects, artworks, and artifacts; preserve and maintain historical records and catalogue exhibits

**Curator:** Person responsible for acquiring, caring for, and exhibiting objects, artworks, and artifacts

**Design:** Application of creativity to planning the optimal solution to a given problem and communication of that plan to others

**Digital format:** Anything in electronic form including photos, images, video, audio files, or artwork created or presented through electronic means; a gallery of artwork viewed electronically through any device

**Engagement:** Attentive participation in an activity of imagining, exploring, and making

**Exhibition narrative:** Written description of an exhibition intended to educate viewers about its purpose

**Expressive properties:** Moods, feelings, or ideas evoked or suggested through the attributes, features, or qualities of an image or work of art

**Fair use:** Limitation in copyright law which sets out factors to be considered in determining whether or not a particular use of one's work is "fair," such as the purpose and character of the use, the amount of the work used, and whether the use will affect the market for the work

**Formal and conceptual vocabularies:** Terms, methods, concepts, or strategies used to experience, describe, analyze, plan, and make works of art and design drawn from traditional, modern, contemporary, and continually emerging sources in diverse cultures

**Genre:** Category of art or design identified by similarities in form, subject matter, content, or technique

**Image:** Visual representation of a person, animal, thing, idea, or concept

**Imaginative play:** Experimentation by children in defining identities and points of view by developing skills in conceiving, planning, making art, and communicating

**Innovative thinking:** Imagining or and conceiving something new and unexpected, including fresh ideas and ways of looking at things and new approaches to old problems as well as formulating new problems

**Material culture:** Human-constructed or human-mediated objects, forms, or expressions, that extend to other senses and study beyond the traditional art historical focus on the exemplary to the study of common objects, ordinary spaces, and every day rituals

**STATE DEPARTMENT OF EDUCATION  
NOVEMBER 30, 2015**

**Materials:** Substances out of which art is made or composed, ranging from the traditional to “nonart” material and virtual, cybernetic, and simulated materials

**Medium/Media:** Mode(s) of artistic expression or communication; material or other resources used for creating art

**Open source:** Computer software for which the copyright holder freely provides the right to use, study, change, and distribute the software to anyone for any purpose (<http://opensource.org/>)

**Play:** Spontaneous engaged activity through which children learn to experience, experiment, discover, and create

**Portfolio:** Actual or virtual collection of artworks and documentation demonstrating art and design knowledge and skills organized to reflect an individual’s creative growth and artistic literacy

**Preservation:** Activity of protecting, saving, and caring for objects, artifacts, and artworks through a variety of means

**Preserve:** Protect, save, and care for (curate) objects, artifacts, and artworks

**Style:** Recognizable characteristics of art or design that are found consistently in historical periods, cultural traditions, schools of art, or works of an individual artist

**Technologies:** Tools, techniques, crafts, systems, and methods to shape, adapt, and preserve artworks, artifacts, objects, and natural and human-made environments

**Text:** That form which information can be gathered, expanding beyond the traditional notion of written language to encompass visual representations such as paintings, sculpture, diagrams, graphics, films, and maps

**Venue:** Place or setting for an art exhibition, either a physical space or a virtual environment

**Visual components:** Properties of an image that can be perceived

**Visual imagery:** Group of images; images in general Visual organization approaches and strategies Graphic design strategies such as hierarchy, consistency, grids, spacing, scale, weight, proximity, alignment, and typography choice used to create focus and clarity in a work

**Visual plan:** Drawing, picture, diagram, or model of the layout of an art exhibit where individual works of art and artifacts are presented along with interpretive materials within a given space or venue

**Idaho Dance Standards White Paper**

**Introduction**

We, the Dance Standards Revision Executive Committee, upon review of the new dance standards as presented by the State Educational Agency Directors for Arts Education (SEADAE), recommend the adoption of these standards for the State of Idaho. These standards provide the guidelines for assisting Idaho students to move sequentially from public education towards college and career readiness.

**Dance Education**

Dance education provides all students with opportunities to participate in, understand, create, reflect and value the art of dance. Students exposed and trained in dance develop *dance literacy*, and participate in multiple ways of communicating and collaborating. Dance enhances any and all students' abilities to develop creativity, imagination, innovation, critical thinking and problem solving.

An education in dance fosters movement experiences where students are engaged in creating, performing, responding, and connecting. "The art of dance uses movement to communicate meaning about the human experience. It is far more than exercise or entertainment. It is a powerful medium to express one's values, thoughts, and aspirations about the lives we live and the world in which we live." (National Dance Education Organization).

**Dance Literacy Defined**

'Dance literacy is the ability to identify, understand, interpret, create, communicate and analyze, using movement, spoken language, written materials, and symbolic means in varying contexts. Dance literacy involves a continuum of learning by enabling individuals to achieve their goals, develop their art, knowledge and potential, as well as participate fully in their community and wider society' (Curran 28). In comparing the current Idaho Humanities Standards for Dance, the new standards more clearly reflect our values in dance as art in education.

**The new Dance Standards are designed:**

- To build upon essential questions and enduring understandings that connect all art forms through eleven anchor standards.
- To identify the learning that we want for all of our students and to drive improvement in the system that delivers learning.
- To guide the delivery of arts education in the classroom in new ways of thinking, learning and creating.  
To clarify through clear, concise, flexible standards for educators.
- To inform educators about implementation of arts programs for the traditional and emerging models and structures of education.
- To frame the artistic literacy, as outlined in philosophical foundations, lifelong goals and artistic processes.
- To focus a framework that delivers the educational nuance of standards in only four artistic processes (creating, performing, responding and connecting), bringing together what artists do and what we want our students to do.

**STATE DEPARTMENT OF EDUCATION  
NOVEMBER 30, 2015**

**Conclusion**

The Idaho Dance Standards Revision Executive Committee, comprised of a group of experienced and qualified dance educators, recognize the extensive work that has gone into the creation of the new Arts Standards and value how they will support a quality arts education for Idaho's youth.

**Resources:**

Curran, T. (2014) Perspectives on Literacy and Dance Literacy.  
National Dance Education Organization website [www.ndeo.org](http://www.ndeo.org)

**Dance Committee Members:**

Kay Braden, Idaho Commission on the Arts Teaching Dance Artist: Freelance Teacher/Choreographer  
Leah Stephens Clark, Foothills School of Arts and Sciences, Boise: Performing Arts Specialist  
Molly S. Jorgensen, Idaho State University School of Performing Arts: Dance Faculty  
Sandee Nelson, Minidoka County School District: Teacher/Dance Coach Minico High School  
Rachel Swenson, Idaho Fine Arts Academy Middle School Dance Specialist, Idaho Commission on the Arts Teaching Dance Artist



**Idaho Interdisciplinary Humanities Standards White Paper**

**Definition:**

The Interdisciplinary Humanities course is a pathway for learners to discover and understand the human experience through a balanced and integrated combination of the arts and/or humanities with inclusion of **two or more** of the following content areas: architecture, philosophy, literature, world religions, visual and media arts, music, dance, theater, history and world languages.

**Purpose:**

In order to prepare students both to appreciate and apply the role of the arts and humanities in critical thinking and creative problem solving, an interdisciplinary humanities course will explore the human experience through the analysis and interpretation of themes, issues, and/or movements. The Interdisciplinary Humanities course will encourage students to become lifelong explorers who discover their connectedness to the records of lived experiences outside of their own individual social and cultural context. Through the creation/interpretation/communication of an original work and through the performance/presentation/production of that work, students are able to gain new perspectives.

**Design:**

The Interdisciplinary Humanities course should provide a well-rounded, thematic hands-on experience. The course is intended to integrate content from **two or more** arts and humanities disciplines. This course must be built upon the following five anchor standards: connect and compare, respond, create, present, and reflect. The standards for the Interdisciplinary Humanities course do not provide discipline content; the content should be derived from the selected disciplines.

**Pedagogy:**

In the Interdisciplinary Humanities classroom, the teacher(s) will have extensive expertise in two or more disciplines and will enable students to identify and apply authentic connections. Instruction will integrate essential concepts that transcend individual disciplines. The integration must be balanced in content, practices, and assessments. Structured around themes, issues, and/or movements, instruction will maintain a balance of academic study, performance, and project-based learning. The instructor will foster a collaborative environment that encourages academic risk-taking and inquiry.

**Interdisciplinary Humanities Committee Members:**

Chair: Heather Ohrtman Rogers, Lewiston: English, Spanish, Graphic Design Instructor

Steve Besel, Midvale, Music: Theatre, Interdisciplinary Humanities Instructor

Melissa Hegg, Boise: Sage International Charter School, English and Interdisciplinary Humanities Instructor

Kate Hunter, West Ada School District: Arts and Humanities Coordinator

Peggy Fiske, Lapwai Schools: Art Instructor

**STATE DEPARTMENT OF EDUCATION  
NOVEMBER 30, 2015**

Maura Goodard, Boise School District: History Instructor

Jamie Keller-Mann, West Ada District: History, Interdisciplinary Humanities Instructor

Ted McManus, McCall/Donnelly School District: History, Interdisciplinary Humanities Instructor

Dave Marotz, Rexburg: Principal

Lisa Nelson, Troy: Art Instructor

Dr. Dan Prinzing, Boise: Wassmuth Center for Human Rights

Carrie Seymour, Boise State University: Interdisciplinary Studies Associate Professor

**Idaho Media Arts White Paper**

**Media Arts Standards Recommendation**

We, the Executive Committee on Media Arts Standards Revision, make recommendation that the Idaho State Department of Education adopt the State Educational Agency Directors for Arts Education new Media Arts Standards. As a new strand that has been adopted as a fifth arts discipline, Media Arts combines art and technology as an avenue that drives, critical, creative thinking. The flexibility and broad application of the new arts standards are particularly beneficial for Media Arts given the diversity and rapid evolution of the field. These standards are inclusive of at-risk and culturally diverse students. These standards will help ensure that students are not forced to work with outdated tools or strategies by allowing educators to incorporate new and emerging technologies into their programs on a continuing basis.

**What are Media Arts?**

Media Arts is a collection of expressive media that lie between two historical trajectories: computing and communications media. Included within that field of media arts are intentionally expressive work that are defined by what they are not. For instance, Media Arts are neither traditional media manipulated by hand (stone, ceramics, paint) nor are they productivity or visualization products not intended for expressivity (MRI scans, word processing, and other productivity tools). The technological products on the periphery of defined media arts can be included if the creator developed the product with intentional expressivity.

Media Arts consumes or augments many longstanding artistic and design oriented curricula. For instance, Graphic Design courses fit well within the Media Arts as do Photo- and Video-journalism courses. Students practicing Media Arts can and should synthesize tools and disciplinary approaches for creative problem solving. Due to the field's broad nature, Media Arts are changing constantly, and it is important to not specify software packages or skills sets too narrowly.

**Where do we see Media Arts currently?**

Media Arts is currently woven into a variety of classes that are listed in the 9-12th grade Idaho Career Clusters. In the K-8 curriculum, Media Arts has been already integrated throughout inquiry and project-based learning; however, it might not have been identified as such. In the past, there have been no media arts standards, so current standards exist within Idaho's Professional Technical Standards, Information and Communication Technology Standards, The International Society for Technology in Education (ISTE), Visual Arts, English Language Arts, Engineering, or other content areas. When the process and/or product of a class/course results in an intentional artistic expression using media arts, the instructor and students should refer to the new Media Arts to find objectives, goals, and resources for that course.

**The Future of Media Arts**

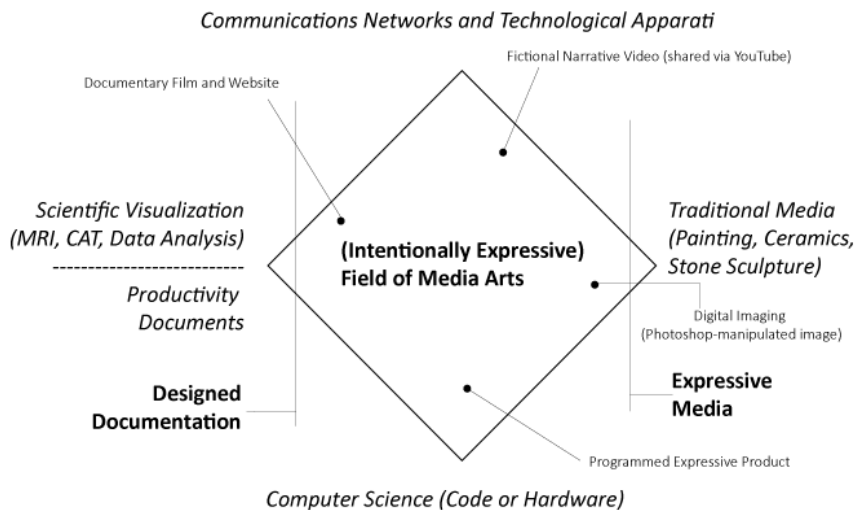
Media Arts is critical for college and career readiness in today's technologically driven society. It is essential for students to become creative contributors in a collaborative, digital global workforce.

**STATE DEPARTMENT OF EDUCATION  
NOVEMBER 30, 2015**

Although the current courses address some opportunities for students to learn and produce elements of media arts such as storytelling, coding, design thinking, and communication design, there is an identified need and desire to have a Media Arts adopted curriculum.

Some suggestions for further implementation of this adopted curriculum could include the following topics.

- User Interface Design (website development, mobile applications, kiosks)
- Understanding and Creating with Programming Language (coding)
- Game Design
- Animation (3D, stop-motion, web)
- Video Production
- Conceptual Development (makerspace)
- Lighting Design
- Sound Design
- Communication Design



**Media Arts Committee Members:**

Jacob Carder, Twin Falls High School, Art Instructor

Shelly McElliott, Xavier Charter School: Technology Coordinator

Katy Shanafelt, Boise High School: Visual Art Instructor

Georgina Goodlander, Idaho Fall Arts Council: Visual Arts Director

Dr. Greg Turner Rahman, University of Idaho: Professor of Media Arts

Marita Diffenbaugh, Boise School District: K-12 Instructional Technology Manager

**Idaho Music Standards White Paper**

**The Problem: Current Music Standards are Inadequate for 21<sup>st</sup> Century Music Classrooms**

It is well-known that learning music concepts enhances learning in all subject areas, yet the current Idaho Standards for music, which were adopted in 2008, are primarily skill-based standards. The new Idaho Music Standards emphasize concepts, allowing districts to write skill-based curricula guided by the principles of the Enduring Understandings and Essential Questions under each major category. In addition, the current standards do not differentiate between the many different strands of music. The new proposed standards have 5 strands, with specialized standards for each strand.

**New Music Standards Organization**

In the past four years, SEADAE (State Education Agencies Directors of Arts Education) have organized a new framework for teaching and learning in the arts. The new standards revolve around four artistic processes: Creating, Performing/Producing/ Presenting, Responding, and Connecting. The strand of Performing has been enlarged to include Producing and Presenting, which are expanded aspects of performing. The new strand of Connecting brings the classroom study of music into a larger context of its place in the arts and in the community of overall learning. This overall organization provides music educators with a framework of “Enduring Understandings” and “Essential Questions.” Using the new standards, Idaho teachers and school districts may create effective curriculum and lessons, providing a complete and thorough music education.

**Committee recommendations:**

Music Strand:

- Add parenthetical explanation to the title – (e.g. General Music, Music Appreciation)
- Extend the standards through HS Advanced to allow for high school classes such as music history or music appreciation

Music-Traditional and Emerging Ensemble Strands:

- Add parenthetical explanation to the title – (i.e. Performing Ensembles)
- Copy music strand standard MU:Pr6.1.8.e to also be MU:Pr6.1.E.5c for the purpose of including performing etiquette in performing classes
- Remove HS from all proficiency levels for the purpose of differentiation of instruction at both MS and HS. Listing would read: Novice, Intermediate, Proficient, Accomplished, Advanced

Music-Harmonizing Instruments Strand

- Add parenthetical explanation to the title (e.g.: guitar, keyboard)Remove HS from proficiency levels

Music-Composition and Theory Strand

- Re-title to Music-Composition and/or Theory Strand

**STATE DEPARTMENT OF EDUCATION  
NOVEMBER 30, 2015**

**Request Adoption:**

Because we believe the new standards better serve Idaho students and will allow Idaho teachers to build curriculum more appropriate to the classroom needs of our teachers and learners, the music committee requests adoption of the 2015 music standards. The standards will be presented both in chart format, to allow teachers to view standards across K-12 and outline format, which will allow teachers to copy and paste the standards into daily lesson plans.

**Music Committee Members:**

Chair: Barbara Oldenburg, West Ada School District: General Music Instructor  
Aimee Atkinson, Renaissance High School: Choral Music Director  
Matt Barkley, Post Falls High School: Band Director  
Julie Burke, Lewiston High School: Choral Music Director  
Quentin DeWitt, Rocky Mountain High School: Band Director  
Tyler Eriksen, Eagle High School: Band Director  
Shirley Van Paepeghem, North Star Charter School: General Music Instructor  
Dr. Greg Springer, Boise State University: Music Education Professor

**Idaho Theatre Arts Standards White Paper**

**Background**

As Theatre Arts Educators, we strive to provide an enriched curriculum that fosters vibrant imaginative skills, empowered personal expression, and an appreciation and support of cultural diversity. A theatre arts curriculum provides an environment where student learning and experience are fused together to create innovative and influential works. A solid foundation of theatre standards will provide Idaho students with a highly sought after set of interpersonal skills that transcend the classroom.

We, the Executive Committee on Humanities Theatre Standards Revision, make recommendation for the adoption of the new Theatre arts Standards recently developed by the State Education Agency Directors of Arts Education . As the Theatre Arts Association states, "Arts standards create a pathway to quality arts learning and teaching; prepare students for college and career; and affirm the arts as a core academic subject."

**The adoption of the new Theatre Arts Standards supports:**

- Clarity through concise, flexible standards for educators
- The opportunity to deepen the understandings of each content area
- A framework for individual teacher creativity and flexibility
- The students' learning in the four artistic processes of Creating, Performing, Responding, and Connecting
- Intentional focus on relating personal learning and experience to artistic expression and other disciplines
- Contemporary thought, practices, and technologies
- All arts disciplines, fostering a greater degree of cross collaboration
- Literacy that embraces artistic expression through reading, writing and analysis of contemporary and historical texts

Grade-by-grade performance standards from kindergarten to the three high school levels of achievement articulate student achievement in theatre and translate the standards into measurable goals.

We submit that with the adoption of these standards, Idaho educators will have a comprehensive document to advance their theatre arts objectives, thereby preparing their students to be critical thinkers and contributing citizens.

**Theatre committee Members:**

D. Sterling Blackwell, Centennial High School: Theatre Instructor  
Brett Eshelman, Boise High School: Theatre Instructor  
James Haycock, Twin Falls High School: Theatre Instructor  
Tracy Harrison, Eagle High School: Theatre Instructor

**Idaho Visual Arts Standards White Paper**

**Introduction**

We, the Visual Arts Standards Revision Executive Committee, upon review of the new Visual Arts Standards as presented by the State Education Agency Directors of Arts Education (SEADAE) enthusiastically recommend the adoption of these standards for the State of Idaho. We recognize the extensive research, time and collaboration that went into developing these standards. We found that these standards are inclusive of at-risk and culturally diverse students reflected in the student population in Idaho. These standards provide the guidelines for assisting Idaho students to move sequentially from public education towards college and career readiness.

The new Visual Arts Standards provide a broad, flexible and sequential framework that meets the needs of educators in developing curriculum at a local level. The standards will guide teachers in instructing students in problem solving, collaboration, artistic practice, visual literacy, reflection, and experimentation, all contributing to educated citizens in our increasingly creative global economy.

**Visual Arts Standards**

In comparing the current Idaho Humanities Standards for Visual Arts, the new standards more clearly reflect our values in Visual Arts education and assist in the creation of curriculum.

**The new Visual Arts Standards are designed:**

- To clarify through clear, concise, flexible standards for educators
- To promote critical thinking, creative thinking, and problem solving skills
- To build upon essential questions and enduring understandings that connect all art forms through eleven anchor standards
- To encourage Individual investigation as well as collaborative practice
- To support 21<sup>st</sup> Century skills, practice, and technologies
- To provide objective learning and assessment opportunities with accountability for instruction and achievement
- To help students develop awareness and understand the lives of people of different times and cultures
- To relate artistic ideas and works with societal, cultural and historical context to deepen understanding

**What are Visual Arts?**

The visual arts include the traditional fine arts, such as painting, drawing, sculpture, ceramics and the design arts. Visual art is defined by self-expression through creative art making. Additionally, the visual arts provide students with diverse backgrounds and needs an opportunity for discovery, self-expression, and communication. The Idaho visual arts standards committee members understand the importance of having rigorous standards in order to create a strong curriculum. We know that the Idaho Visual Arts Standards will encompass this shared belief.



**STATE DEPARTMENT OF EDUCATION  
NOVEMBER 30, 2015**

**Visual Arts Committee members:**

Chair: Camille Johnson, Twin Falls High School: Art Instructor  
Michele Emery, Frank Church Alternative High School, Boise: Art Instructor  
Peggy Fiske, Lapwai School District: Art Instructor  
Lola Johnson, Lowell Scott Middle School, West Ada School District: Art Instructor  
Dr. Kathleen Keys, Boise State University: Professor of Art Education  
Sally Machlis, University of Idaho: Chair, Department of Art and Design  
Ruth Piispanen, Idaho Commission on the Arts: Director of Arts Education

**Idaho World Language Standards White Paper**

**Introduction**

We, the World Language Executive Standards Revision Committee, upon review and discussion of the present World Language Standards as presented by The American Council of Teachers of Foreign Language highly recommend the adoption of the five main goal areas (Communication, Cultures, Connections, Comparisons and Communities) as a the basis for standards for the State of Idaho. We recognize the valid and extensive research, and the time and collaboration that went into developing the World Language Standards. These goals areas meet the needs of all Idaho students. We are proposing that Idaho utilize our own standards within each goal area to meet the needs of our students. The standards we are proposing are equally applicable to learners at all levels, native speakers and heritage speakers (including English Language Learners), American Sign Language, and Classical Languages (Latin and Greek). The proposed standards include language to reflect the current educational landscape in Idaho and will strongly serve the needs of all students in our state. These standards and performance indicators provide flexible and sequential guidelines that serve the needs of World Language Educators in all levels of language instruction in all districts.

**Rationale for Change**

**Problem:**

Current Idaho State World Language Standards (adopted in 2008) do not complement the 2012 ACTFL World-Readiness Standards for Learning Languages nor the Idaho Core and its mandate for literacy, 21st century skills, and College and Career readiness in all content areas. *Pg. 4 Common Core State Standards Workbook*: "The standards insist that instruction in reading, writing, speaking, listening, and language be a shared responsibility..." The 2008 Idaho State World Language Standards do not require the same depth that the ACTFL World-readiness standards recommend, though many Idaho educators are currently incorporating these more rigorous essential competencies into their classrooms.

**Solution:**

ACTFL and IATLC (Idaho Association of Teachers of Languages and Cultures – the state professional organization) have taken a lead in language research and education in the nation and state respectively. As a part of that process, ACTFL has established robust and rigorous World Readiness Standards for Learning Languages that align directly with the goals of the Idaho Core.

As such we propose that the State of Idaho support aligning the main goal areas in Idaho's World Language Standards with those in the ACTFL World Readiness Standards for Learning Languages. This will provide local flexibility while still preparing Idaho's students for colleges and careers. The goal areas are written globally and encompass instructional and proficiency levels ranging from 'novice low' to 'distinguished', regardless of age, grade level, or instructional program.

The new set of standards would provide a statewide common language (terminology), targeted outcomes to determine proficiency regardless of age or program, and a clear articulation of the power of language learning within an increasingly global economy.

**STATE DEPARTMENT OF EDUCATION  
NOVEMBER 30, 2015**

These standards focus instruction on performance-based tasks and applicable outcomes, and therefore directly correlate to and support the movement in Idaho toward assessments that measure students' communication skills.

**The five goal areas are designed:**

- To guide learners to interact and negotiate meaning in spoken, signed, or written conversations to share information, reactions, feelings, and opinions.
- To prepare learners to use the language to investigate, explain, and reflect upon the relationship between the practices and perspectives of the cultures studied.
- To encourage learners to build, reinforce, and expand their knowledge of the other disciplines while using the language to develop critical thinking and to solve problems creatively.
- To prepare learners to use the language to investigate, explain, and reflect on the nature of language through comparisons of the language studied and their own.
- To give learners the tools to use the language both within and beyond the classroom to interact and collaborate in their community and the globalized world.
- To clarify through clear, concise, flexible standards for educators.
- To guide the delivery of World Language education in the classroom in new ways of thinking learning and creating.
- To build upon essential questions and enduring understandings through anchor standards.

**World Language Standards Committee Members:**

Cynthia Cook, Mountain Home High School: German Instructor  
Helga Frankenstein, Boise School District: World Language Supervisor  
Andrew Horning, Kuna High School: French Instructor  
Kate Hunter, West Ada School District: World Language Supervisor  
Sheila Miller, Borah High School: Spanish/Japanese Instructor  
Heather Ohrtman-Rogers, Jenifer Junior High School, Lewiston: Spanish Instructor  
Craig Sheehy, Columbia High School, Nampa: Spanish Instructor  
Becca Sibrian, Boise State University: German Senior Lecturer

THIS PAGE INTENTIONALLY LEFT BLANK



Idaho State Science Standards

Draft

April 2015

Table of Contents

Kindergarten.....	2
1 <sup>st</sup> Grade.....	8
2 <sup>nd</sup> Grade.....	13
3 <sup>rd</sup> Grade.....	19
4 <sup>th</sup> Grade.....	25
5 <sup>th</sup> Grade.....	34
Middle School Physical Science.....	43
Middle School Life Science.....	52
Middle School Earth and Space Science.....	61
High School Life Science (Biology).....	67
High School Physical Science Chemistry.....	77
High School Physical Science Physics.....	84
High School Earth and Space Science.....	92
Appendix A: K-5 Topic Progressions by Science Domain.....	101
Appendix B: Middle and High School Course Progressions.....	107

**Elementary School (Kindergarten)**

**PS: Physical Sciences**

**PS1-K Motion and Stability: Forces and Interactions**

<b>Disciplinary Core Ideas (DCI)</b>	
<p><b>PS2.A: Forces and Motion</b></p> <ul style="list-style-type: none"> <li>• Pushes and pulls can have different strengths and directions. (PS1-K-1, PS1-K-2)</li> <li>• Pushing or pulling on an object can change the speed or direction of its motion and can start or stop it. (PS1-K-1, PS1-K-2)</li> </ul> <p><b>PS2.B: Types of Interactions</b></p> <ul style="list-style-type: none"> <li>• When objects touch or collide, they push on one another and can change motion. (PS1-K-1)</li> </ul> <p><b>PS3.C: Relationship Between Energy and Forces</b></p> <ul style="list-style-type: none"> <li>• A bigger push or pull makes things speed up or slow down more quickly. (PS1-K-1)</li> </ul> <p><b>ETS1.A: Defining Engineering Problems</b></p> <ul style="list-style-type: none"> <li>• A situation that people want to change or create can be approached as a problem to be solved through engineering. Such problems may have many acceptable solutions. (PS1-K-2)</li> </ul>	
<b>Performance Expectations (PE)</b>	
<p>Students who demonstrate understanding can:</p> <p><b>PS1-K-1. Plan and conduct an investigation to compare the effects of different strengths or different directions of pushes and pulls on the motion of an object.</b></p> <ul style="list-style-type: none"> <li>• Clarification Statement: Examples of pushes or pulls could include a string attached to an object being pulled, a person pushing an object, a person stopping a rolling ball, and two objects colliding and pushing on each other.</li> <li>• Assessment Boundary: Assessment is limited to different relative strengths or different directions, but not both at the same time. Assessment does not include non-contact pushes or pulls such as those produced by magnets.</li> </ul> <p><b>PS1-K-2. Analyze data to determine if a design solution works as intended to change the speed or direction of an object with a push or a pull.</b></p> <ul style="list-style-type: none"> <li>• Clarification Statement: Examples of problems requiring a solution could include having a marble or other object move a certain distance, follow a particular path, and knock down other objects. Examples of solutions could include tools such as a ramp to increase the speed of the object and a structure that would cause an object such as a marble or ball to turn.</li> <li>• Assessment Boundary: Assessment does not include friction as a mechanism for change in speed.</li> </ul>	
<b>Science and Engineering Practices (SEP)</b>	<b>Crosscutting Concepts (CCC)</b>
<p><b>Planning and Carrying Out Investigations</b> Planning and carrying out investigations to answer questions or test solutions to problems in K–2 builds on prior experiences and progresses to simple investigations, based on fair tests, which provide data to support explanations or design solutions.</p> <ul style="list-style-type: none"> <li>• With guidance, plan and conduct an investigation in collaboration with peers. (PS1-K-1)</li> </ul> <p><b>Analyzing and Interpreting Data</b> Analyzing data in K–2 builds on prior experiences and progresses to collecting, recording, and sharing observations.</p> <ul style="list-style-type: none"> <li>• Analyze data from tests of an object or tool to determine if it works as intended. (PS1-K-2)</li> </ul>	<p><b>Cause and Effect</b> Simple tests can be designed to gather evidence to support or refute student ideas about causes. (PS1-K-1, PS1-K-2)</p>

<b>Connections to the Nature of Science</b>	
<b>Scientific Investigations Use a Variety of Methods</b> Scientists use different ways to study the world. (PS1-K-1)	
<b>Idaho Common Core Connections</b>	
<b>ELA/Literacy</b> <i><b>RI.K.1</b> With prompting and support, ask and answer questions about key details in a text (PS1-K-2)</i> <i><b>W.K.7</b> Participate in shared research and writing projects (e.g., explore a number of books by a favorite author and express opinions about them. (PS1-K-1)</i> <i><b>SL.K.3</b> Ask and answer questions in order to seek help, get information, or clarify something that is not understood. (PS1-K-2)</i>	<b>Mathematics</b> <i><b>MP.2</b> Reason abstractly and quantitatively. (PS-1-K-1)</i> <i><b>K.MD.A.1</b> Describe measurable attributes of objects, such as length or weight. Describe several measurable attributes of a single object. (PS-1-K-1)</i> <i><b>K.MD.A.2</b> Directly compare two objects with a measurable attribute in common, to see which object has "more of/less of" the attribute and describe the difference. (PS1-K-1)</i>

## PS2-K Energy

<b>Disciplinary Core Ideas (DCI)</b>	
<b>PS3.B: Conservation of Energy and Energy Transfer</b> <ul style="list-style-type: none"> <li>• Sunlight warms Earth's surface. (PS2-K-1, PS2-K-2)</li> </ul>	
<b>Performance Expectations (PE)</b>	
<p>Students who demonstrate understanding can:</p> <p><b>PS2-K-1. Make observations to determine the effect of sunlight on Earth's surface.</b></p> <ul style="list-style-type: none"> <li>• <b>Clarification Statement:</b> Examples of Earth's surface could include sand, soil, rocks, and water.</li> <li>• <b>Assessment Boundary:</b> Assessment of temperature is limited to relative measures such as warmer/cooler.</li> </ul> <p><b>PS2-K-2. Use tools and materials to design and build a structure that will reduce the warming effect of sunlight on an area.</b></p> <ul style="list-style-type: none"> <li>• <b>Clarification Statement:</b> Examples of structures could include umbrellas, canopies, and tents that minimize the warming effect of the sun.</li> </ul>	
<b>Science and Engineering Practices (SEP)</b>	<b>Crosscutting Concepts (CCC)</b>
<b>Planning and Carrying Out Investigations</b> Planning and carrying out investigations to answer questions or test solutions to problems in K–2 builds on prior experiences and progresses to simple investigations, based on fair tests, which provide data to support explanations or design solutions. <ul style="list-style-type: none"> <li>• Make observations (firsthand or from media) to collect data that can be used to make comparisons. (PS2-K-1)</li> </ul> <b>Constructing Explanations and Designing Solutions</b> Constructing explanations and designing solutions in K–2 builds on prior experiences and progresses to the use of evidence and ideas in constructing evidence-based accounts of natural phenomena and designing solutions. <ul style="list-style-type: none"> <li>• Use tools and materials provided to design and build a device that solves a specific problem or a solution to a specific problem. (K-PS3-2)</li> </ul>	<b>Cause and Effect</b> Events have causes that generate observable patterns. (PS2-K-1, PS2-K-2)

<b>Connections to Nature of Science</b>	
<b>Scientific Investigations Use a Variety of Methods</b> Scientists use different ways to study the world. (PS2-K-1)	
<b>Idaho Common Core Connections</b>	
<b>ELA/Literacy</b> <i><b>W.K.7</b> Participate in shared research and writing projects (e.g., explore a number of books by a favorite author and express opinions about them. (PS2-K-2)</i>	<b>Mathematics</b> <i><b>K.MD.A.2</b> Directly compare two objects with a measurable attribute in common, to see which object has "more of/less of" the attribute and describe the difference. (PS2-K-1),(PS2-K-2)</i>

## LS: Life Sciences

### LS1-K Molecules to Organisms: Structure and Processes

<b>Disciplinary Core Ideas (DCI)</b>	
<b>LS1.C: Organization for Matter and Energy Flow in Organisms</b> <ul style="list-style-type: none"> <li>All animals need food in order to live and grow. They obtain their food from plants or from other animals. Plants need water and light to live and grow. (LS1-K-1)</li> <li>Living and non-living things have distinct characteristics. (LS1-K-2)</li> </ul>	
<b>Performance Expectations (PE)</b>	
Students who demonstrate understanding can:	
<b>LS1-K-1. Use observations to describe patterns of what plants and animals (including humans) need to survive.</b> <ul style="list-style-type: none"> <li>Clarification Statement: Examples of patterns could include that animals need to take in food but plants do not; the different kinds of food needed by different types of animals; the requirement of plants to have light; and, that all living things need water.</li> </ul>	
<b>LS1-K-2. Use classification supported by evidence to differentiate between living and non-living items.</b> <ul style="list-style-type: none"> <li>Clarification Statement: Use chart or Venn diagram to sort objects or pictures into living and not-living items.</li> </ul>	
<b>Science and Engineering Practices (SEP)</b>	<b>Crosscutting Concepts (CCC)</b>
<b>Analyzing and Interpreting Data</b> Analyzing data in K–2 builds on prior experiences and progresses to collecting, recording, and sharing observations. <ul style="list-style-type: none"> <li>Use observations (firsthand or from media) to describe patterns in the natural world in order to answer scientific questions. (LS1-K-1)</li> </ul> <p style="text-align: center;"><b>Connections to Nature of Science</b></p> <b>Scientific Knowledge is Based on Empirical Evidence</b> Scientists look for patterns and order when making observations about the world. (LS1-K-1)	<b>Patterns</b> Patterns in the natural and human designed world can be observed and used as evidence. (LS1-K-1)



## Idaho Common Core Connections

### ELA/Literacy

**W.K.7** Participate in shared research and writing projects (e.g., explore a number of books by a favorite author and express opinions about them. (LS1-K-1), (LS1-K-2)

### Mathematics

**K.MD.A.2** Directly compare two objects with a measurable attribute in common, to see which object has "more of/less of" the attribute and describe the difference. (LS1-K-1), (LS1-K-2)

## ESS: Earth and Space Sciences

### ESS1-K Earth's Systems

#### Disciplinary Core Ideas (DCI)

#### ESS2.D: Weather and Climate

- Weather is the combination of sunlight, wind, snow or rain, and temperature in a particular region at a particular time. People measure these conditions to describe and record the weather and to notice patterns over time. (ESS1-K-1)
- The four seasons occur in a specific order due to their weather patterns. (ESS1-K-1)

#### ESS2.E: Biogeology

- Plants and animals can change their environment. (ESS1-K-2)

#### ESS3.C: Human Impacts on Earth Systems

- Things that people do to live comfortably can affect the world around them. But they can make choices that reduce their impacts on the land, water, air, and other living things. (ESS1-K-2)

#### Performance Expectations (PE)

Students who demonstrate understanding can:

#### ESS1-K-1. Use and share observations of local weather conditions to describe patterns over time, which includes the 4 seasons.

- Clarification Statement: Examples of qualitative observations could include descriptions of the weather (such as sunny, cloudy, rainy, and warm); examples of quantitative observations could include numbers of sunny, windy, and rainy days in a month. Examples of patterns could include that it is usually cooler in the morning than in the afternoon and the number of sunny days versus cloudy days in different months.
- Assessment Boundary: Assessment of quantitative observations limited to whole numbers and relative measures such as warmer/cooler.

#### ESS1-K-2. Construct an argument supported by evidence for how plants and animals (including humans) can change the environment to meet their needs.

- Clarification Statement: Examples of plants and animals changing their environment could include a squirrel digs in the ground to hide its food and tree roots can break concrete.

#### Science and Engineering Practices (SEP)

##### Analyzing and Interpreting Data

Analyzing data in K–2 builds on prior experiences and progresses to collecting, recording, and sharing observations.

- Use observations (firsthand or from media) to describe patterns in the natural world in order to answer scientific questions. (ESS1-K-1)

##### Engaging in Argument from Evidence

Engaging in argument from evidence in K–2 builds on prior experiences and progresses to comparing ideas and representations about the natural and designed world(s).

- Construct an argument with evidence to support a claim. (ESS1-K-2)

#### Crosscutting Concepts (CCC)

##### Patterns

Patterns in the natural world can be observed, used to describe phenomena, and used as evidence. (ESS1-K-1)

##### Systems and System Models

Systems in the natural and designed world have parts that work together. (ESS1-K-2)

<b>Connections to Nature of Science</b>	
<p><b>Science Knowledge is Based on Empirical Evidence</b> Scientists look for patterns and order when making observations about the world. (ESS1-K-1)</p>	
<b>Idaho Common Core Connections</b>	
<p><b>ELA/Literacy</b></p> <p><b>R.K.1</b> With prompting and support, ask and answer questions about key details in a text. (ESS1-K-2)</p> <p><b>W.K.1</b> Use a combination of drawing, dictating, and writing to compose opinion pieces in which they tell a reader the topic or the name of the book they are writing about and state an opinion or preference about the topic or book. (ESS1-K-2)</p> <p><b>W.K.2</b> Use a combination of drawing, dictating, and writing to compose informative/explanatory texts in which they name what they are writing about and supply some information about the topic. (ESS1-K-2)</p> <p><b>W.K.7</b> Participate in shared research and writing projects (e.g., explore a number of books by a favorite author and express opinions about them. (ESS1-K-1), (ESS1-K-2)</p>	<p><b>Mathematics</b></p> <p><b>MP.2</b> Reason abstractly and quantitatively. (ESS-1-K-1)</p> <p><b>MP.4</b> Model with mathematics. (ESS1-K-1)</p> <p><b>K.CC.A</b> Know number names and the count sequence. (ESS1-K-1)</p> <p><b>K.MD.A.1</b> Describe measurable attributes of objects, such as length or weight. Describe several measurable attributes of a single object. (ESS-1-K-1)</p> <p><b>K.MD.B.3</b> Classify objects into given categories; count the number of objects in each category and sort the categories by count. (ESS1-K-1)</p>

## ESS2-K Earth and Human Activity

<b>Disciplinary Core Ideas (DCI)</b>
<p><b>ESS3.A: Natural Resources</b></p> <ul style="list-style-type: none"> <li>Living things need water, air, and resources from the land, and they live in places that have the things they need. Humans use natural resources for everything they do. (ESS2-K-1)</li> </ul> <p><b>ESS3.B: Natural Hazards</b></p> <ul style="list-style-type: none"> <li>Some kinds of severe weather are more likely than others in a given region. Weather scientists forecast severe weather so that the communities can prepare for and respond to these events. (ESS2-K-2)</li> </ul> <p><b>ESS3.C: Human Impacts on Earth Systems</b></p> <ul style="list-style-type: none"> <li>Things that people do to live comfortably can affect the world around them. But they can make choices that reduce their impacts on the land, water, air, and other living things. (ESS2-K-3)</li> </ul> <p><b>ETS1.A: Defining and Delimiting an Engineering Problem</b></p> <ul style="list-style-type: none"> <li>Asking questions, making observations, and gathering information are helpful in thinking about problems. (ESS2-K-2)</li> </ul> <p><b>ETS1.B: Developing Possible Solutions</b></p> <ul style="list-style-type: none"> <li>Designs can be conveyed through sketches, drawings, or physical models. These representations are useful in communicating ideas for a problem's solutions to other people. (ESS2-K-3)</li> </ul>
<b>Performance Expectations (PE)</b>
<p>Students who demonstrate understanding can:</p> <p><b>ESS2-K-1. Use a model to represent the relationship between the needs of different plants and animals (including humans) and the places they live.</b></p> <ul style="list-style-type: none"> <li>Clarification Statement: Examples of relationships could include that deer eat buds and leaves, therefore, they usually live in forested areas; and, grasses need sunlight so they often grow in meadows. Plants, animals, and their surroundings make up a system.</li> </ul> <p><b>ESS2-K-2. Ask questions to obtain information about the purpose of weather forecasting to prepare for, and respond to, severe weather.</b></p> <ul style="list-style-type: none"> <li>Clarification Statement: Emphasis is on local forms of severe weather.</li> </ul>

<p><b>ESS2-K-3. Communicate solutions that will reduce the impact of humans on the land, water, air, and/or other living things in the local environment.</b></p> <ul style="list-style-type: none"> <li>Clarification Statement: Examples of human impact on the land could include cutting trees to produce paper and using resources to produce bottles. Examples of solutions could include reusing paper and recycling cans and bottles.</li> </ul>	
<p><b>Science and Engineering Practices (SEP)</b></p>	<p><b>Crosscutting Concepts (CCC)</b></p>
<p><b>Asking Questions and Defining Problems</b> Asking questions and defining problems in grades K–2 builds on prior experiences and progresses to simple descriptive questions that can be tested.</p> <ul style="list-style-type: none"> <li>Ask questions based on observations to find more information about the designed world. (ESS2-K-2)</li> </ul> <p><b>Developing and Using Models</b> Modeling in K–2 builds on prior experiences and progresses to include using and developing models (i.e., diagram, drawing, physical replica, diorama, dramatization, storyboard) that represent concrete events or design solutions.</p> <ul style="list-style-type: none"> <li>Use a model to represent relationships in the natural world. (ESS2-K-1)</li> </ul> <p><b>Obtaining, Evaluating, and Communicating Information</b> Obtaining, evaluating, and communicating information in K–2 builds on prior experiences and uses observations and texts to communicate new information.</p> <ul style="list-style-type: none"> <li>Read grade-appropriate texts and/or use media to obtain scientific information to describe patterns in the natural world. (ESS2-K-2)</li> <li>Communicate solutions with others in oral and/or written forms using models and/or drawings that provide detail about scientific ideas. (ESS2-K-3)</li> </ul>	<p><b>Cause and Effect</b> Events have causes that generate observable patterns. (ESS2-K-2, ESS2-K-3)</p> <p><b>Systems and System Models</b> Systems in the natural and designed world have parts that work together. (ESS2-K-1)</p> <p style="text-align: center;"><b><i>Connections to Engineering, Technology, and Applications of Science</i></b></p> <p><b>Interdependence of Science, Engineering, and Technology</b> People encounter questions about the natural world every day. (ESS2-K-2)</p> <p><b>Influence of Engineering, Technology, and Science on Society and the Natural World</b> People depend on various technologies in their lives; human life would be very different without technology. (ESS2-K-2)</p>
<p><b>Idaho Common Core Connections</b></p>	
<p><b>ELA/Literacy</b></p> <p><b>R.K.1</b> With prompting and support, ask and answer questions about key details in a text. (ESS2-K-2)</p> <p><b>W.K.2</b> Use a combination of drawing, dictating, and writing to compose informative/explanatory texts in which they name what they are writing about and supply some information about the topic. (ESS2-K-3)</p> <p><b>SL.K.3</b> Ask and answer questions in order to seek help, get information, or clarify something that is not understood. (ESS2-K-2)</p> <p><b>SL.K.5</b> Add drawings or other visual displays to descriptions as desired to provide additional detail. (ESS2-K-1)</p>	<p><b>Mathematics</b></p> <p><b>MP.2</b> Reason abstractly and quantitatively. (ESS-2-K-1)</p> <p><b>MP.4</b> Model with mathematics. (ESS2-K-1), (ESS2-K-2)</p> <p><b>K.CC</b> Counting and Cardinality (ESS2-K-1), (ESS2-K-2)</p>

## Elementary School (1<sup>st</sup> Grade)

### PS: Physical Sciences

#### PS1-1 Waves

Disciplinary Core Ideas (DCI)	
<p><b>PS4.A: Wave Properties</b></p> <ul style="list-style-type: none"> <li>• Sound can make matter vibrate, and vibrating matter can make sound. (PS1-1-1)</li> </ul> <p><b>PS4.B: Electromagnetic Radiation (light)</b></p> <ul style="list-style-type: none"> <li>• Objects can be seen if light is available to illuminate them or if they give off their own light. (PS1-1-2)</li> <li>• Some materials allow light to pass through them, others allow only some light through and others block all the light and create a dark shadow on any surface beyond them, where the light cannot reach. Mirrors can be used to redirect a light beam. (Boundary: The idea that light travels from place to place is developed through experiences with light sources, mirrors, and shadows, but no attempt is made to discuss the speed of light.) (PS1-1-3)</li> </ul> <p><b>PS4.C: Information Technologies and Instrumentation</b></p> <ul style="list-style-type: none"> <li>• People also use a variety of devices to communicate (send and receive information) over long distances. (PS1-1-4)</li> </ul>	
Performance Expectations (PE)	
<p>Students who demonstrate understanding can:</p> <p><b>PS1-1-1. Plan and conduct investigations to provide evidence that vibrating materials can make sound and that sound can make materials vibrate.</b></p> <ul style="list-style-type: none"> <li>• Clarification Statement: Examples of vibrating materials that make sound could include tuning forks and plucking a stretched string. Examples of how sound can make matter vibrate could include holding a piece of paper near a speaker making sound and holding an object near a vibrating tuning fork.</li> </ul> <p><b>PS1-1-2. Make observations to construct an evidence-based account that objects in darkness can be seen only when illuminated.</b></p> <ul style="list-style-type: none"> <li>• Clarification Statement: Examples of observations could include those made in a completely dark room, a pinhole box, and a video of a cave explorer with a flashlight. Illumination could be from an external light source or by an object giving off its own light.</li> </ul> <p><b>PS1-1-3. Plan and conduct investigations to determine the effect of placing objects made with different materials in the path of a beam of light.</b></p> <ul style="list-style-type: none"> <li>• Clarification Statement: Examples of materials could include those that are transparent (such as clear plastic), translucent (such as wax paper), opaque (such as cardboard), and reflective (such as a mirror).</li> <li>• Assessment Boundary: Assessment does not include the speed of light.</li> </ul> <p><b>PS1-1-4. Use tools and materials to design and build a device that uses light or sound to solve the problem of communicating over a distance.</b></p> <ul style="list-style-type: none"> <li>• Clarification Statement: Examples of devices could include a light source to send signals, paper cup and string “telephones,” and a pattern of drum beats.</li> <li>• Assessment Boundary: Assessment does not include technological details for how communication devices work.</li> </ul>	
Science and Engineering Practices (SEP)	Crosscutting Concepts (CCC)
<p>Planning and carrying out investigations to answer questions or test solutions to problems in K–2 builds on prior experiences and progresses to simple investigations, based on fair tests, which provide data to support explanations or design solutions.</p> <ul style="list-style-type: none"> <li>• Plan and conduct investigations collaboratively to produce evidence to answer a question. (PS1-1-1, PS1-1-3)</li> </ul> <p><b>Constructing Explanations and Designing Solutions</b></p> <p>Constructing explanations and designing solutions in K–2 builds on prior experiences and progresses to the use of evidence and ideas in constructing evidence-based accounts of</p>	<p><b>Cause and Effect</b></p> <p>Simple tests can be designed to gather evidence to support or refute student ideas about causes. (PS1-1-1, PS1-1-2, PS1-1-3)</p> <p style="text-align: center;"><b><i>Connections to Engineering, Technology, and Applications of Science</i></b></p> <p><b>Influence of Engineering, Technology, and Science, on Society and the Natural World</b></p>

<p>natural phenomena and designing solutions.</p> <ul style="list-style-type: none"> <li>• Make observations (firsthand or from media) to construct an evidence-based account for natural phenomena. (PS1-1-2)</li> <li>• Use tools and materials provided to design a device that solves a specific problem. (PS1-1-4)</li> </ul> <p style="text-align: center;"><b>Connections to Nature of Science</b></p> <p><b>Scientific Investigations Use a Variety of Methods</b> Science investigations begin with a question. (PS1-1-1) Scientists use different ways to study the world. (PS1-1-1)</p>	<p>People depend on various technologies in their lives; human life would be very different without technology. (PS1-1-4)</p>
<b>Idaho Common Core Connections</b>	
<p><b>ELA/Literacy</b></p> <p><b>W.1.2</b> Write informative/explanatory texts in which they name a topic, supply some facts about the topic, and provide some sense of closure. (PS1-1-2)</p> <p><b>W.1.7</b> Participate in shared research and writing projects (e.g., explore a number of "how-to" books on a given topic and use them to write a sequence of instructions). (PS1-1-1), (PS1-1-2), (PS1-1-3), (PS1-1-4)</p> <p><b>W.1.8</b> With guidance and support from adults, recall information from experiences or gather information from provided sources to answer a question. (PS1-1-1), (PS1-1-2), (PS1-1-3)</p> <p><b>SL.1.1</b> Participate in collaborative conversations with diverse partners about grade 1 topics and texts with peers and adults in small and larger groups. (PS1-1-1), (PS1-1-2), (PS1-1-3)</p>	<p><b>Mathematics</b></p> <p><b>MP.5</b> Use appropriate tools strategically. (PS1-1-4)</p> <p><b>1.MD.A.1</b> Order three objects by length; compare the lengths of two objects indirectly by using a third object. (PS1-1-4)</p> <p><b>1.MD.A.2</b> Express the length of an object as a whole number of length units, by layering multiple copies of a shorter object (the length unit) end to end; understand that the length measurement of an object is the number of same-size length units that span it with no gaps or overlaps. Limit to contexts where the object being measured is spanned by a whole number of length units with no gaps or overlaps. (PS1-1-4)</p>

## LS: Life Sciences

### LS1-1 Molecules to Organisms: Structure and Processes

<b>Disciplinary Core Ideas (DCI)</b>
<p><b>LS1.A: Structure and Function</b></p> <ul style="list-style-type: none"> <li>• All organisms have external parts. Different animals use their body parts in different ways to see, hear, grasp objects, protect themselves, move from place to place, and seek, find, and take in food, water and air. Plants also have different parts (roots, stems, leaves, flowers, fruits) that help them survive and grow. (LS1-1-1)</li> </ul> <p><b>LS1.B: Growth and Development of Organisms</b></p> <ul style="list-style-type: none"> <li>• Adult plants and animals can have young. In many kinds of animals, parents and the offspring themselves engage in behaviors that help the offspring to survive. (LS1-1-2)</li> <li>• Reproduction is essential to the continued existence of every kind of organism. Plants and animals have unique and diverse life cycles. (LS1-1-3)</li> </ul> <p><b>LS1.D: Information Processing</b></p> <ul style="list-style-type: none"> <li>• Animals have body parts that capture and convey different kinds of information needed for growth and survival. Animals respond to these inputs with behaviors that help them survive. Plants also respond to some external inputs. (LS1-1-1)</li> </ul>
<b>Performance Expectations (PE)</b>
<p>Students who demonstrate understanding can:</p> <p><b>LS1-1-1. Use materials to design a solution to a human problem by mimicking how plants and/or animals use their external parts to help them survive, grow, and meet their needs.</b></p> <ul style="list-style-type: none"> <li>• Clarification Statement: Examples of human problems that can be solved by mimicking plant or animal solutions could include designing clothing or equipment to protect bicyclists by mimicking turtle shells, acorn shells, and animal scales.</li> </ul>

stabilizing structures by mimicking animal tails and roots on plants; keeping out intruders by mimicking thorns on branches and animal quills; and, detecting intruders by mimicking eyes and ears.

**LS1-1-2. Read texts and use media to determine patterns in behavior of parents and offspring that help offspring survive.**

- Clarification Statement: Examples of patterns of behaviors could include the signals that offspring make (such as crying, cheeping, and other vocalizations) and the responses of the parents (such as feeding, comforting, and protecting the offspring).

**LS1-1-3. Develop models to describe that organisms have unique and diverse life cycles but all have in common birth, growth, reproduction, and death.**

- Clarification Statement: Changes organisms go through during their life form a pattern.
- Assessment Boundary: Assessment of plant life cycles is limited to those of flowering plants. Assessment does not include details of human reproduction.

Science and Engineering Practices (SEP)	Crosscutting Concepts (CCC)
<p><b>Constructing Explanations and Designing Solutions</b> Constructing explanations and designing solutions in K–2 builds on prior experiences and progresses to the use of evidence and ideas in constructing evidence-based accounts of natural phenomena and designing solutions.</p> <ul style="list-style-type: none"> <li>• Use materials to design a device that solves a specific problem or a solution to a specific problem. (LS1-1-1)</li> </ul> <p><b>Obtaining, Evaluating, and Communicating Information</b> Obtaining, evaluating, and communicating information in K–2 builds on prior experiences and uses observations and texts to communicate new information.</p> <ul style="list-style-type: none"> <li>• Read grade-appropriate texts and use media to obtain scientific information to determine patterns in the natural world. (LS1-1-2)</li> </ul> <p><b>Developing and Using Models</b> Modeling in K-2 builds on prior experiences and progresses to building and revising simple models and using models to represent events and design solutions.</p> <ul style="list-style-type: none"> <li>• Develop models to describe phenomena. (LS1-1-3)</li> </ul> <p style="text-align: center;"><b>Connections to Nature of Science</b></p> <p><b>Scientific Knowledge is Based on Empirical Evidence</b> Scientists look for patterns and order when making observations about the world. (LS1-1-2) Science findings are based on recognizing patterns. (LS1-1-3)</p>	<p><b>Patterns</b> Patterns in the natural and human designed world can be observed, used to describe phenomena, and used as evidence. (LS1-1-2) Patterns of change can be used to make predictions. (LS1-1-3)</p> <p><b>Structure and Function</b> The shape and stability of structures of natural and designed objects are related to their function(s). (LS1-1-1)</p> <p style="text-align: center;"><b>Connections to Engineering, Technology, and Applications of Science</b></p> <p><b>Influence of Science, Engineering and Technology on Society and the Natural World</b> Every human-made product is designed by applying some knowledge of the natural world and is built using materials derived from the natural world. (LS1-1-1)</p>
<p style="text-align: center;"><b>Idaho Common Core Connections</b></p>	
<p><b>ELA/Literacy</b></p> <p><b>RI.1.1</b> Ask and answer questions about key details in a text. (LS1-1-2)  <b>RI.1.2</b> Identify the main topic and retell key details of a text. (LS1-1-2)  <b>RI.1.10</b> With prompting and support, read informational texts appropriately complex for grade. (LS1-1-2)  <b>RI.3.7</b> Use information gained from illustrations (e.g., maps, photographs) and the words in a text to demonstrate understanding of the text (e.g., where, when, why, and how key events occur). (LS1-1-3)  <b>W.1.7</b> Participate in shared research and writing projects (e.g., explore a number of "how-to" books on a given topic and use them to write a sequence of instructions). (LS1-1-1)  <b>SL.3.5</b> Create engaging audio recordings of stories or poems that demonstrate fluid reading at an understandable pace; add visual displays when appropriate to emphasize or enhance certain facts or details. (LS1-1-3)</p>	<p><b>Mathematics</b></p> <p><b>MP.4</b> Model with mathematics. (LS1-1-3)  <b>3.NBT</b> Number and Operations in Base Ten (LS1-1-3)  <b>1.NBT.B.3</b> Compare two two-digit numbers based on the meanings of the tens and one digits, recording the results of comparisons with the symbols <math>&gt;</math>, <math>=</math>, and <math>&lt;</math>. (LS1-1-2)  <b>1.NBT.C.4</b> Add within 100, including adding a two-digit number and a one-digit number, and adding a two-digit number and a multiple of 10, using concrete models or drawings and strategies based on place value, properties of operations, and/or the relationship between addition and subtraction: relate the strategy to a written method and explain the reasoning uses. Understand that in adding two-digit numbers, one adds tens and tens, ones and ones; and sometimes it is necessary to compose a ten. (LS1-1-2)  <b>1.NBT.C.5</b> Given a two-digit number, mentally find 10 more or 10 less than the number, without having to count; explain the reasoning used. (LS1-1-2)  <b>1.NBT.C.6</b> Subtract multiples of 10 in the range 10-90 from multiples of 10 in the range 10-90 (positive or zero differences), using concrete models or drawings and strategies based on place value, properties of operations,</p>

	and/or the relationship between addition and subtraction; relate the strategy to a written method and explain the reasoning used. (LS1-1-2) <b>3.NF</b> Number and Operations—Fractions (LS1-1-3)
--	--

## LS2-1 Heredity: Inheritance and Variation of Traits

<b>Disciplinary Core Ideas (DCI)</b>	
<p><b>LS3.A: Inheritance of Traits</b></p> <ul style="list-style-type: none"> <li>Young animals are very much, but not exactly like, their parents. Plants also are very much, but not exactly, like their parents. (LS2-1-1)</li> </ul> <p><b>LS3.B: Variation of Traits</b></p> <ul style="list-style-type: none"> <li>Individuals of the same kind of plant or animal are recognizable as similar but can also vary in many ways. (LS2-1-1)</li> </ul>	
<b>Performance Expectations (PE)</b>	
Students who demonstrate understanding can:	
<p><b>LS2-1-1. Make observations to construct an evidence-based account that young plants and animals are like, but not exactly like, their parents.</b></p> <ul style="list-style-type: none"> <li>Clarification Statement: Examples of patterns could include features plants or animals share. Examples of observations could include leaves from the same kind of plant are the same shape but can differ in size; and, a particular breed of dog looks like its parents but is not exactly the same.</li> <li>Assessment Boundary: Assessment does not include inheritance or animals that undergo metamorphosis or hybrids.</li> </ul>	
<b>Science and Engineering Practices (SEP)</b>	<b>Crosscutting Concepts (CCC)</b>
<p><b>Constructing Explanations and Designing Solutions</b></p> <p>Constructing explanations and designing solutions in K–2 builds on prior experiences and progresses to the use of evidence and ideas in constructing evidence-based accounts of natural phenomena and designing solutions.</p> <ul style="list-style-type: none"> <li>Make observations (firsthand or from media) to construct an evidence-based account for natural phenomena. (LS2-1-1)</li> </ul>	<p><b>Patterns</b></p> <p>Patterns in the natural and human designed world can be observed, used to describe phenomena, and used as evidence. (LS2-1-1)</p>
<b>Idaho Common Core Connections</b>	
<p><b>ELA/Literacy</b></p> <p><b>1.RI.1</b> Ask and answer questions about key details in a text. (LS2-1-1)</p> <p><b>W.1.7</b> Participate in shared research and writing projects (e.g., explore a number of "how-to" books on a given topic and use them to write a sequence of instructions). (LS2-1-1)</p> <p><b>W.1.8</b> With guidance and support from adults, recall information from experiences or gather information from provided sources to answer a question. (LS2-1-1)</p>	<p><b>Mathematics</b></p> <p><b>MP.2</b> Reason abstractly and quantitatively. (LS2-1-1)</p> <p><b>MP.5</b> Use appropriate tools strategically. (LS2-1-1)</p> <p><b>1.MD.A.1</b> Order three objects by length; compare the lengths of two objects indirectly by using a third object. (LS2-1-1)</p>

## ESS: Earth and Space Sciences

### ESS1-1 Earth's Place in the Universe

<b>Disciplinary Core Ideas (DCI)</b>	
<b>ESS1.A: The Universe and its Stars</b>	

- Patterns of the motion of the sun, moon, and stars in the sky can be observed, described, and predicted. (ESS1-1-1)
- ESS1.B: Earth and the Solar System**
- Seasonal patterns of sunrise and sunset can be observed, described, and predicted. (ESS1-1-2)
  - Seasons are created by weather patterns for a particular region and time. Local patterns create 4 distinct seasons. (ESS1-1-2)

**Performance Expectations (PE)**

Students who demonstrate understanding can:

**ESS1-1-1. Use observations of the sun, moon, and stars to describe patterns that can be predicted.**

- Clarification Statement: Examples of patterns could include that the sun and moon appear to rise in one part of the sky, move across the sky, and set; and stars other than our sun are visible at night but not during the day.
- Assessment Boundary: Assessment of star patterns is limited to stars being seen at night and not during the day.

**ESS1-1-2. Make observations at different times of year to relate the amount of daylight to the time of year.**

- Clarification Statement: Emphasis is on relative comparisons of the amount of daylight in the winter to the amount in the spring or fall.
- Assessment Boundary: Assessment is limited to relative amounts of daylight, not quantifying the hours or time of daylight.

Science and Engineering Practices (SEP)	Crosscutting Concepts (CCC)
<p><b>Planning and Carrying Out Investigations</b> Planning and carrying out investigations to answer questions or test solutions to problems in K–2 builds on prior experiences and progresses to simple investigations, based on fair tests, which provide data to support explanations or design solutions.</p> <ul style="list-style-type: none"> <li>• Make observations (firsthand or from media) to collect data that can be used to make comparisons. (ESS1-1-2)</li> </ul> <p><b>Analyzing and Interpreting Data</b> Analyzing data in K–2 builds on prior experiences and progresses to collecting, recording, and sharing observations.</p> <ul style="list-style-type: none"> <li>• Use observations (firsthand or from media) to describe patterns in the natural world in order to answer scientific questions. (ESS1-1-1)</li> </ul>	<p><b>Patterns</b> Patterns in the natural world can be observed, used to describe phenomena, and used as evidence. (ESS1-1-1, ESS1-1-2)</p> <p style="text-align: center;"><b>Connections to Nature of Science</b></p> <p><b>Scientific Knowledge Assumes an Order and Consistency in Natural Systems</b> Science assumes natural events happen today as they happened in the past. (ESS1-1-1) Many events are repeated. (ESS1-1-1)</p>

Idaho Common Core Connections	
<p><b>ELA/Literacy</b></p> <p><b>W.1.7</b> Participate in shared research and writing projects (e.g., explore a number of “how-to” books on a given topic and use them to write a sequence of instructions). (ESS1-1-1),(ESS1-1-2)</p> <p><b>W.1.8</b> With guidance and support from adults, recall information from experiences or gather information from provided sources to answer a question. (ESS1-1-1),(ESS1-1-2)</p>	<p><b>Mathematics</b></p> <p><b>MP.2</b> Reason abstractly and quantitatively. (ESS1-1-2)</p> <p><b>MP.4</b> Model with mathematics. (ESS1-1-2)</p> <p><b>MP.5</b> Use appropriate tools strategically. (ESS1-1-2)</p> <p><b>1.OA.A.1</b> Use addition and subtraction within 20 to solve word problems involving situations of adding to, taking from, putting together, taking apart, and comparing, with unknowns in all positions, e.g., by using objects, drawings, and equations to represent the problem. (ESS1-1-2)</p> <p><b>1.MD.C.4</b> Organize, represent, and interpret data with up to three categories; ask and answer questions about the total number of data points, how many in each category, and how many more or less are in one category than in another. (ESS1-1-2)</p>



## Elementary School (2<sup>nd</sup> Grade)

### PS: Physical Sciences

#### PS1-2 Matter and Its Interactions

Disciplinary Core Ideas (DCI)	
<p><b>PS1.A: Structure and Properties of Matter</b></p> <ul style="list-style-type: none"> <li>Different kinds of matter exist and many of them can be solid, liquid, or gas depending on temperature. Matter can be described and classified by its observable properties. (PS1-2-1)</li> <li>Different properties are suited to different purposes. (PS1-2-2), (PS1-2-3)</li> <li>A great variety of objects can be built up from a small set of pieces. (PS1-2-3)</li> </ul> <p><b>PS1.B: Chemical Reactions</b></p> <ul style="list-style-type: none"> <li>Heating or cooling a substance may cause changes that can be observed. Sometimes these changes are reversible, and sometimes they are not. (PS1-2-4)</li> </ul>	
Performance Expectations (PE)	
<p>Students who demonstrate understanding can:</p> <p><b>PS1-2-1. Plan and conduct an investigation to describe and classify different kinds of materials by their observable properties.</b></p> <ul style="list-style-type: none"> <li>Clarification Statement: Observations could include color, texture, hardness, and flexibility. Patterns could include the similar properties that different materials share.</li> </ul> <p><b>PS1-2-2. Analyze data obtained from testing different materials to determine which materials have the properties that are best suited for an intended purpose.</b></p> <ul style="list-style-type: none"> <li>Clarification Statement: Examples of properties could include, strength, flexibility, hardness, texture, and absorbcency.</li> <li>Assessment Boundary: Assessment of quantitative measurements is limited to length.</li> </ul> <p><b>PS1-2-3. Make observations to construct an evidence-based account of how an object made of a small set of pieces can be disassembled and made into a new object.</b></p> <ul style="list-style-type: none"> <li>Clarification Statement: Examples of pieces could include blocks, building bricks, or other assorted small objects.</li> </ul> <p><b>PS1-2-4. Construct an argument with evidence that some changes caused by heating or cooling can be reversed and some cannot.</b></p> <ul style="list-style-type: none"> <li>Clarification Statement: Examples of reversible changes could include materials such as water and butter at different temperatures. Examples of irreversible changes could include cooking an egg, freezing a plant leaf, and heating paper.</li> </ul>	
Science and Engineering Practices (SEP)	Crosscutting Concepts (CCC)
<p><b>Planning and Carrying Out Investigations</b></p> <p>Planning and carrying out investigations to answer questions or test solutions to problems in K–2 builds on prior experiences and progresses to simple investigations, based on fair tests, which provide data to support explanations or design solutions.</p> <ul style="list-style-type: none"> <li>Plan and conduct an investigation collaboratively to produce data to serve as the basis for evidence to answer a question. (PS1-2-1)</li> </ul> <p><b>Analyzing and Interpreting Data</b></p> <p>Analyzing data in K–2 builds on prior experiences and progresses to collecting, recording, and sharing observations.</p> <ul style="list-style-type: none"> <li>Analyze data from tests of an object or tool to determine if it works as</li> </ul>	<p><b>Patterns</b></p> <p>Patterns in the natural and human designed world can be observed. (PS1-2-1)</p> <p><b>Cause and Effect</b></p> <p>Events have causes that generate observable patterns. (PS1-2-4)</p> <p>Simple tests can be designed to gather evidence to support or refute student ideas about causes. (PS1-2-2)</p> <p><b>Energy and Matter</b></p> <p>Objects may break into smaller pieces and be put together into larger pieces, or change shapes. (PS1-2-3)</p>

<p>intended. (PS1-2-2)</p> <p><b>Constructing Explanations and Designing Solutions</b> Constructing explanations and designing solutions in K–2 builds on prior experiences and progresses to the use of evidence and ideas in constructing evidence-based accounts of natural phenomena and designing solutions.</p> <ul style="list-style-type: none"> <li>Make observations (firsthand or from media) to construct an evidence-based account for natural phenomena. (PS1-2-3)</li> </ul> <p><b>Engaging in Argument from Evidence</b> Engaging in argument from evidence in K–2 builds on prior experiences and progresses to comparing ideas and representations about the natural and designed world(s).</p> <ul style="list-style-type: none"> <li>Construct an argument with evidence to support a claim. (PS1-2-4)</li> </ul> <p style="text-align: center;"><b>Connections to Nature of Science</b></p> <p><b>Science Models, Laws, Mechanisms, and Theories Explain Natural Phenomena</b> Science searches for cause and effect relationships to explain natural events. (PS1-2-4)</p>	<p style="text-align: center;"><b>Connections to Engineering, Technology, and Applications of Science</b></p> <p><b>Influence of Engineering, Technology, and Science, on Society and the Natural World</b> Every human-made product is designed by applying some knowledge of the natural world and is built using materials derived from the natural world. (PS1-2-2)</p>
--	---

Idaho Common Core Connections	
<p><b>ELA/Literacy</b></p> <p><b>RI.2.1</b> Ask and answer such questions as who, what, where, when, why, and how to demonstrate understanding of key details in a text. (PS12--4)</p> <p><b>RI.2.3</b> Describe the connection between a series of historical events, scientific ideas or concepts, or steps in technical procedures in a text. (PS1-2-4)</p> <p><b>RI.2.8</b> Describe how reasons support specific points the author makes in a text. (PS1-2-2),(PS1-2-4)</p> <p><b>W.2.1</b> Write opinion pieces in which they introduce the topic or book they are writing about, state an opinion, supply reasons that support the opinion, use linking words (e.g., because, and, also) to connect opinion and reasons, and provide a concluding statement or section. (PS1-2-4)</p> <p><b>W.2.7</b> Participate in shared research and writing projects (e.g., read a number of books on a single topic to produce a report; record science observations). (PS1-2-1),(PS1-2-2),(PS1-2-3)</p> <p><b>W.2.8</b> Recall information from experiences or gather information from provided sources to answer a question. (PS1-2-1),(PS1-2-2),(PS1-2-3)</p>	<p><b>Mathematics</b></p> <p><b>MP.2</b> Reason abstractly and quantitatively. (PS1-2-2)</p> <p><b>MP.4</b> Model with mathematics. (PS1-2-1),(PS1-2-2)</p> <p><b>MP.5</b> Use appropriate tools strategically. (PS1-2-2)</p> <p><b>2.MD.D.10</b> Draw a picture graph and a bar graph (with single-unit scale) to represent a data set with up to four categories. Solve simple put-together, take-apart, and compare problems using information presented in a bar graph. (PS1-2-1),(PS1-2-2)</p>

## LS: Life Sciences

### LS1-2 Ecosystems: Interactions, Energy, and Dynamics

Disciplinary Core Ideas (DCI)	
<p><b>LS2.A: Interdependent Relationships in Ecosystems</b></p> <ul style="list-style-type: none"> <li>Plants depend on water and light to grow. (LS1-2-1)</li> <li>Plants depend on animals for pollination or to move their seeds around. (LS1-2-2)</li> </ul> <p><b>ETS1.B: Developing Possible Solutions</b></p> <ul style="list-style-type: none"> <li>Designs can be conveyed through sketches, drawings, or physical models. These representations are useful in communicating ideas for a problem’s solutions to other people.(LS1-2-2)</li> </ul>	
Performance Expectations (PE)	

Students who demonstrate understanding can:

**LS1-2-1. Plan and conduct an investigation to determine if plants need sunlight and water to grow.**

- Assessment Boundary: Assessment is limited to testing one variable at a time.

**LS1-2-2. Develop a simple model that mimics the function of an animal in dispersing seeds or pollinating plants.**

Science and Engineering Practices (SEP)	Crosscutting Concepts (CCC)
<p><b>Developing and Using Models</b> Modeling in K–2 builds on prior experiences and progresses to include using and developing models (i.e., diagram, drawing, physical replica, diorama, dramatization, or storyboard) that represent concrete events or design solutions.</p> <ul style="list-style-type: none"> <li>Develop a simple model based on evidence to represent a proposed object or tool. (LS1-2-2)</li> </ul> <p><b>Planning and Carrying Out Investigations</b> Planning and carrying out investigations to answer questions or test solutions to problems in K–2 builds on prior experiences and progresses to simple investigations, based on fair tests, which provide data to support explanations or design solutions.</p> <ul style="list-style-type: none"> <li>Plan and conduct an investigation collaboratively to produce data to serve as the basis for evidence to answer a question. (LS1-2-1)</li> </ul>	<p><b>Cause and Effect</b> Events have causes that generate observable patterns. (LS1-2-1)</p> <p><b>Structure and Function</b> The shape and stability of structures of natural and designed objects are related to their function(s). (LS1-2-2)</p>

Idaho Common Core Connections	
<p><b>ELA/Literacy</b></p> <p><b>W.2.7</b> Participate in shared research and writing projects (e.g., read a number of books on a single topic to produce a report; record science observations). (LS1-2-1)</p> <p><b>W.2.8</b> Recall information from experiences or gather information from provided sources to answer a question. (LS1-2-1)</p> <p><b>SL.2.5</b> Create audio recordings of stories or poems; add drawings or other visual displays to stories or recounts of experiences when appropriate to clarify ideas, thoughts, and feelings. (LS1-2-2)</p>	<p><b>Mathematics</b></p> <p><b>MP.2</b> Reason abstractly and quantitatively. (LS1-2-1)</p> <p><b>MP.4</b> Model with mathematics. (LS1-2-1), (LS1-2-2)</p> <p><b>MP.5</b> Use appropriate tools strategically. (LS1-2-1)</p> <p><b>2.MD.D.10</b> Draw a picture graph and a bar graph (with single-unit scale) to represent a data set with up to four categories. Solve simple put-together, take-apart, and compare problems using information presented in a bar graph. (LS1-2-2)</p>

## LS2-2 Biological Adaptation: Unity and Diversity

Disciplinary Core Ideas (DCI)
<p><b>LS4.D: Biodiversity and Humans</b></p> <ul style="list-style-type: none"> <li>There are many different kinds of living things in any area, and they exist in different places on land and in water. (LS2-2-1)</li> </ul>
Performance Expectations (PE)
<p>Students who demonstrate understanding can:</p> <p><b>LS2-2-1. Make observations of plants and animals to compare the diversity of life in different habitats.</b></p> <ul style="list-style-type: none"> <li>Clarification Statement: Emphasis is on the diversity of living things in each of a variety of different habitats.</li> <li>Assessment Boundary: Assessment does not include specific animal and plant names in specific habitats.</li> </ul>

Science and Engineering Practices (SEP)	Crosscutting Concepts (CCC)
<p><b>Planning and Carrying Out Investigations</b> Planning and carrying out investigations to answer questions or test solutions to problems in K–2 builds on prior experiences and progresses to simple investigations, based on fair tests, which provide data to support explanations or design solutions.</p> <ul style="list-style-type: none"> <li>Make observations (firsthand or from media) to collect data that can be used to make comparisons. (LS2-2-1)</li> </ul> <p style="text-align: center;"><b>Connections to Nature of Science</b></p> <p><b>Scientific Knowledge is Based on Empirical Evidence</b> Scientists look for patterns and order when making observations about the world. (LS2-2-1)</p>	<p><b>Patterns</b> Patterns in the natural and human designed world can be observed. (LS2-2-1)</p>
<b>Idaho Common Core Connections</b>	
<p><b>ELA/Literacy</b> <b>W.2.7</b> Participate in shared research and writing projects (e.g., read a number of books on a single topic to produce a report; record science observations). (LS2-2-1) <b>W.2.8</b> Recall information from experiences or gather information from provided sources to answer a question. (LS2-2-1)</p>	<p><b>Mathematics</b> <b>MP.2</b> Reason abstractly and quantitatively. (LS2-2-1) <b>MP.4</b> Model with mathematics. (LS2-2-1) <b>2.MD.D.10</b> Draw a picture graph and a bar graph (with single-unit scale) to represent a data set with up to four categories. Solve simple put-together, take-apart, and compare problems using information presented in a bar graph. (LS2-2-1)</p>

## ESS: Earth and Space Sciences

### ESS1-2 Earth’s Place in the Universe

Disciplinary Core Ideas (DCI)	
<p><b>ESS1.C: The History of Planet Earth</b></p> <ul style="list-style-type: none"> <li>Some events happen very quickly; others occur very slowly, over a time period much longer than one can observe. (ESS1-2-1)</li> </ul>	
Performance Expectations (PE)	
<p>Students who demonstrate understanding can:</p> <p><b>ESS1-2-1. Use information from several sources to provide evidence that Earth events can occur quickly or slowly.</b></p> <ul style="list-style-type: none"> <li>Clarification Statement: Examples of events and timescales could include volcanic explosions and earthquakes, which happen quickly and erosion of rocks, which occurs slowly.</li> <li>Assessment Boundary: Assessment does not include quantitative measurements of timescales.</li> </ul>	
Science and Engineering Practices (SEP)	Crosscutting Concepts (CCC)
<p><b>Constructing Explanations and Designing Solutions</b> Constructing explanations and designing solutions in K–2 builds on prior experiences and progresses to the use of evidence and ideas in constructing evidence-based accounts of</p>	<p><b>Stability and Change</b> Things may change slowly or rapidly. (ESS1-2-1)</p>

natural phenomena and designing solutions. <ul style="list-style-type: none"> <li>• Make observations from several sources to construct an evidence-based account for natural phenomena. (ESS1-2-1)</li> </ul>	
--	--

**Idaho Common Core Connections**

<b>ELA/Literacy</b> <i><b>RI.2.1</b> Ask and answer such questions as who, what, where, when, why, and how to demonstrate understanding of key details in a text. (ESS1-2-1)</i> <i><b>RI.2.3</b> Describe the connection between a series of historical events, scientific ideas or concepts, or steps in technical procedures in a text. (ESS1-2-1)</i> <i><b>W.2.6</b> With guidance and support from adults, use a variety of digital tools to produce and publish writing, including in collaboration with peers. (ESS1-2-1)</i> <i><b>W.2.7</b> Participate in shared research and writing projects (e.g., read a number of books on a single topic to produce a report; record science observations). (ESS1-2-1)</i> <i><b>W.2.8</b> Recall information from experiences or gather information from provided sources to answer a question. (ESS1-2-1)</i> <i><b>SL.2.2</b> Recount or describe key ideas or details from a text read aloud or information presented orally or through other media. (ESS1-2-1)</i>	<b>Mathematics</b> <i><b>MP.2</b> Reason abstractly and quantitatively. (ESS1-2-1)</i> <i><b>MP.4</b> Model with mathematics. (ESS1-2-1)</i> <i><b>2.NBT.A</b> Understand place value. (ESS1-2-1)</i>
--	--

**ESS2-2 Earth's Systems**

<b>Disciplinary Core Ideas (DCI)</b>	
<b>ESS2.A: Earth Materials and Systems</b> <ul style="list-style-type: none"> <li>• Wind and water can change the shape of the land. (ESS2-2-1)</li> </ul> <b>ESS2.B: Plate Tectonics and Large-Scale System Interactions</b> <ul style="list-style-type: none"> <li>• Maps show where things are located. One can map the shapes and kinds of land and water in any area. (ESS2-2-2)</li> </ul> <b>ESS2.C: The Roles of Water in Earth's Surface Processes</b> <ul style="list-style-type: none"> <li>• Water is found in the ocean, rivers, lakes, and ponds. Water exists as solid ice and in liquid form. (ESS2-2-3)</li> </ul> <b>ETS1.C: Optimizing the Design Solution</b> <ul style="list-style-type: none"> <li>• Because there is always more than one possible solution to a problem, it is useful to compare and test designs. (ESS2-2-1)</li> </ul>	
<b>Performance Expectations (PE)</b>	
Students who demonstrate understanding can:  <b>ESS2-2-1. Compare multiple solutions designed to slow or prevent wind or water from changing the shape of the land.</b> <ul style="list-style-type: none"> <li>• Clarification Statement: Examples of solutions could include different designs of dikes and windbreaks to hold back wind and water, and different designs for using shrubs, grass, and trees to hold back the land.</li> </ul> <b>ESS2-2-2. Develop a model to represent the shapes and kinds of land and bodies of water in an area.</b> <ul style="list-style-type: none"> <li>• Assessment Boundary: Assessment does not include quantitative scaling in models.</li> </ul> <b>ESS2-2-3. Obtain information to identify where water is found on Earth and that it can be solid, liquid or gas.</b>	
<b>Science and Engineering Practices (SEP)</b>	<b>Crosscutting Concepts (CCC)</b>
<b>Developing and Using Models</b> Modeling in K–2 builds on prior experiences and progresses to include using and developing models (i.e., diagram, drawing, physical replica, diorama, dramatization, or	<b>Patterns</b> Patterns in the natural world can be observed. (ESS2-2-2, ESS2-2-3) <b>Stability and Change</b>

<p>storyboard) that represent concrete events or design solutions.</p> <ul style="list-style-type: none"> <li>Develop a model to represent patterns in the natural world. (ESS2-2-2)</li> </ul> <p><b>Constructing Explanations and Designing Solutions</b> Constructing explanations and designing solutions in K–2 builds on prior experiences and progresses to the use of evidence and ideas in constructing evidence-based accounts of natural phenomena and designing solutions.</p> <ul style="list-style-type: none"> <li>Compare multiple solutions to a problem. (ESS2-2-1)</li> </ul> <p><b>Obtaining, Evaluating, and Communicating Information</b> Obtaining, evaluating, and communicating information in K–2 builds on prior experiences and uses observations and texts to communicate new information.</p> <ul style="list-style-type: none"> <li>Obtain information using various texts, text features (e.g., headings, tables of contents, glossaries, electronic menus, icons), and other media that will be useful in answering a scientific question. (ESS2-2-3)</li> </ul>	<p>Things may change slowly or rapidly. (ESS2-2-1)</p> <p style="text-align: center;"><b>Connections to Engineering, Technology, and Applications of Science</b></p> <p><b>Influence of Engineering, Technology, and Science on Society and the Natural World</b> Developing and using technology has impacts on the natural world. (ESS2-2-1)</p> <p style="text-align: center;"><b>Connections to Nature of Science</b></p> <p><b>Science Addresses Questions About the Natural and Material World</b> Scientists study the natural and material world. (ESS2-2-1)</p>
<b>Idaho Common Core Connections</b>	
<p><b>ELA/Literacy</b></p> <p><b>RI.2.3</b> Describe the connection between a series of historical events, scientific ideas or concepts, or steps in technical procedures in a text. (ESS2-2-1)</p> <p><b>RI.2.9</b> Compare and contrast the most important points presented by two texts on the same topic. (ESS2-2-1)</p> <p><b>W.2.6</b> With guidance and support from adults, use a variety of digital tools to produce and publish writing, including in collaboration with peers. (ESS2-2-3)</p> <p><b>W.2.8</b> Recall information from experiences or gather information from provided sources to answer a question. (ESS2-2-3)</p> <p><b>SL.2.5</b> Create audio recordings of stories or poems; add drawings or other visual displays to stories or recounts of experiences when appropriate to clarify ideas, thoughts, and feelings. (ESS2-2-2)</p>	<p><b>Mathematics</b></p> <p><b>MP.2</b> Reason abstractly and quantitatively. (ESS2-2-1),(ESS2-2-2)</p> <p><b>MP.4</b> Model with mathematics. (ESS2-2-1),(ESS2-2-2)</p> <p><b>MP.5</b> Use appropriate tools strategically. (ESS2-2-1)</p> <p><b>2.NBT.A.3</b> Read and write numbers to 1000 using base-ten numerals, number names, and expanded form. (ESS2-2-2)</p> <p><b>2.MD.B.5</b> Use addition and subtraction within 100 to solve word problems involving lengths that are given in the same units, e.g., by using drawings (such as drawings of rulers) and equations with a symbol for the unknown number to represent the problem. (ESS2-2-1)</p>

## Elementary School (3<sup>rd</sup> Grade)

### PS: Physical Sciences

#### PS1-3 Motion and Stability: Forces and Interactions

#### Disciplinary Core Ideas (DCI)

##### PS2.A: Forces and Motion

- Each force acts on one particular object and has both strength and a direction. An object at rest typically has multiple forces acting on it, but they add to give zero net force on the object. Forces that do not sum to **zero can cause changes in the object's speed or direction of motion.** (Boundary: Qualitative and conceptual, but not quantitative additions of forces are used at this level.) (PS1-3-1)
- Force applied to an object can alter the position and motion of that object: revolve, rotate, float, sink, fall and at rest. (PS1-3-2)
- **The patterns of an object's motion in various situations can be observed and measured; when that past motion exhibits a regular pattern, future motion can be predicted from it.** (Boundary: Technical terms, such as magnitude, velocity, momentum, and vector quantity, are not introduced at this level, but the concept that some quantities need both size and direction to be described is developed.) (PS1-3-2)

##### PS2.B: Types of Interactions

- Objects in contact exert forces on each other. (PS1-3-1)
- Electric and magnetic forces between a pair of objects do not require that the objects be in contact. The sizes of the forces in each situation depend on the properties of the objects and their distances apart and, for forces between two magnets, on their orientation relative to each other. (PS1-3-3, PS1-3-4)

#### Performance Expectations (PE)

Students who demonstrate understanding can:

##### **PS1-3-1. Plan and conduct an investigation to provide evidence of the effects of balanced and unbalanced forces on the motion of an object.**

- Clarification Statement: Examples could include an unbalanced force on one side of a ball can make it start moving; and, balanced forces pushing on a box from both sides will not produce any motion at all.
- Assessment Boundary: Assessment is limited to one variable at a time: number, size, or direction of forces. Assessment does not include quantitative force size, only qualitative and relative. Assessment is limited to gravity being addressed as a force that pulls objects down.

##### **PS1-3-2. Make observations and/or measurements of an object's motion to provide evidence that a pattern can be used to predict future motion.**

- Clarification Statement: Examples of motion with a predictable pattern could include a child swinging in a swing, a ball rolling back and forth in a bowl, and two children on a see-saw.
- Assessment Boundary: Assessment does not include technical terms such as period and frequency.

##### **PS1-3-3. Ask questions to determine cause and effect relationships of electric or magnetic interactions between two objects not in contact with each other.**

- Clarification Statement: Examples of an electric force could include the force on hair from an electrically charged balloon and the electrical forces between a charged rod and pieces of paper; examples of a magnetic force could include the force between two permanent magnets, the force between an electromagnet and steel paperclips, and the force exerted by one magnet versus the force exerted by two magnets. Examples of cause and effect relationships could include how the distance between objects affects strength of the force and how the orientation of magnets affects the direction of the magnetic force.
- Assessment Boundary: Assessment is limited to forces produced by objects that can be manipulated by students, and electrical interactions are limited to static electricity.

##### **PS1-3-4. Define a simple design problem that can be solved by applying scientific ideas about magnets.**

- Clarification Statement: Examples of problems could include constructing a latch to keep a door shut and creating a device to keep two moving objects from touching each other.

#### Science and Engineering Practices (SEP)

##### **Asking Questions and Defining Problems**

Asking questions and defining problems in grades 3–5 builds on grades K–2 experiences and progresses to specifying qualitative relationships.

- Ask questions that can be investigated based on patterns such as cause and

#### Crosscutting Concepts (CCC)

##### **Patterns**

Patterns of change can be used to make predictions. (PS1-3-2)

##### **Cause and Effect**

Cause and effect relationships are routinely identified. (PS1-3-1)

<p>effect relationships. (PS1-3-3)</p> <ul style="list-style-type: none"> <li>Define a simple problem that can be solved through the development of a new or improved object or tool. (PS1-3-4)</li> </ul> <p><b>Planning and Carrying Out Investigations</b> Planning and carrying out investigations to answer questions or test solutions to problems in 3–5 builds on K–2 experiences and progresses to include investigations that control variables and provide evidence to support explanations or design solutions.</p> <ul style="list-style-type: none"> <li>Plan and conduct an investigation collaboratively to produce data to serve as the basis for evidence, using fair tests in which variables are controlled and the number of trials considered. (PS1-3-1)</li> <li>Make observations and/or measurements to produce data to serve as the basis for evidence for an explanation of a phenomenon or test a design solution. (PS1-3-2)</li> </ul> <p style="text-align: center;"><b>Connections to Nature of Science</b></p> <p><b>Science Knowledge is Based on Empirical Evidence</b> Science findings are based on recognizing patterns. (PS1-3-2)</p> <p><b>Scientific Investigations Use a Variety of Methods</b> Science investigations use a variety of methods, tools, and techniques. (PS1-3-1)</p>	<p>Cause and effect relationships are routinely identified, tested, and used to explain change. (PS1-3-3)</p> <p style="text-align: center;"><b>Connections to Engineering, Technology, and Applications of Science</b></p> <p><b>Interdependence of Science, Engineering, and Technology</b> Scientific discoveries about the natural world can often lead to new and improved technologies, which are developed through the engineering design process. (PS1-3-4)</p>
--	---

<b>Idaho Common Core Connections</b>	
<p><b>ELA/Literacy</b></p> <p><b>RI.3.1</b> Ask and answer questions to demonstrate understanding of a text, referring explicitly to the text as the basis for the answers. (PS1-3-1), (PS1-3-3)</p> <p><b>RI.3.3</b> Describe the relationship between a series of historical events, scientific ideas or concepts, or steps in technical procedures in a text, using language that pertains to time, sequence, and cause/effect. (PS1-3-3)</p> <p><b>RI.3.8</b> Describe the logical connection between particular sentences and paragraphs in a text (e.g., comparison, cause/effect, first/second/third in a sequence). (PS1-3-3)</p> <p><b>W.3.7</b> Conduct short research projects that build knowledge about a topic. (PS1-3-1), (PS1-3-2)</p> <p><b>W.3.8</b> Recall information from experiences or gather information from print and digital sources; take brief notes on sources and sort evidence into provided categories. (PS1-3-1), (PS1-3-2)</p> <p><b>SL.3.3</b> Ask and answer questions about information from a speaker, offering appropriate elaboration and detail. (PS1-3-3)</p>	<p><b>Mathematics</b></p> <p><b>MP.2</b> Reason abstractly and quantitatively. (PS1-3-1)</p> <p><b>MP.5</b> Use appropriate tools strategically. (PS1-3-1)</p> <p><b>3.MD.A.2</b> Measure and estimate liquid volumes and masses of objects using standard units of grams (g), kilograms (kg), and liters (l). Add, subtract, multiply, or divide to solve one-step word problems involving masses or volumes that are given in the same units, e.g., by using drawings (such as a beaker with a measurement scale) to represent the problem. (PS1-3-1)</p>

## LS: Life Sciences

### LS1-3 Ecosystems: Interactions, Energy, and Dynamics

<b>Disciplinary Core Ideas (DCI)</b>
<p><b>LS2.D: Social Interactions and Group Behavior</b></p> <ul style="list-style-type: none"> <li>Being part of a group helps animals obtain food, defend themselves, and cope with changes. Groups may serve different functions and vary dramatically in size. (LS1-3-1)</li> </ul>
<b>Performance Expectations (PE)</b>
<p>Students who demonstrate understanding can:</p>



<b>LS1-3-1. Construct an argument that some animals form groups that help members survive</b>	
<b>Science and Engineering Practices (SEP)</b>	<b>Crosscutting Concepts (CCC)</b>
<b>Engaging in Argument from Evidence</b> Engaging in argument from evidence in 3–5 builds on K–2 experiences and progresses to critiquing the scientific explanations or solutions proposed by peers by citing relevant evidence about the natural and designed world(s). <ul style="list-style-type: none"> <li>Construct an argument with evidence, data, and/or a model. (LS1-3-1)</li> </ul>	<b>Cause and Effect</b> Cause and effect relationships are routinely identified and used to explain change. (LS1-3-1)
<b>Idaho Common Core Connections</b>	
<b>ELA/Literacy</b> <i>RI.3.1 Ask and answer questions to demonstrate understanding of a text, referring explicitly to the text as the basis for the answers. (LS1-3-1)</i> <i>RI.3.3 Describe the relationship between a series of historical events, scientific ideas or concepts, or steps in technical procedures in a text, using language that pertains to time, sequence, and cause/effect. (LS1-3-1)</i> <i>W.3.1 Write opinion pieces on topics or texts, supporting a point of view with reasons. (LS1-3-1)</i>	<b>Mathematics</b> <i>MP.4 Model with mathematics. (LS1-3-1)</i> <i>3.NBT Number and Operations in Base Ten. (LS1-3-1)</i>

### LS2-3 Heredity: Inheritance and Variation of Traits

<b>Disciplinary Core Ideas (DCI)</b>	
<b>LS3.A: Inheritance of Traits</b> <ul style="list-style-type: none"> <li>Many characteristics of organisms are inherited from their parents. (LS2-3-1)</li> <li>Other characteristics result from individuals' interactions with the environment, which can range from diet to learning. Many characteristics involve both inheritance and environment. (LS2-3-2)</li> </ul> <b>LS3.B: Variation of Traits</b> <ul style="list-style-type: none"> <li>Different organisms vary in how they look and function because they have different inherited information. (LS2-3-1)</li> <li>The environment also affects the traits that an organism develops. (LS2-3-2)</li> </ul>	
<b>Performance Expectations (PE)</b>	
Students who demonstrate understanding can:	
<b>LS2-3-1. Analyze and interpret data to provide evidence that plants and animals have traits inherited from parents and that variation of these traits exists in a group of similar organisms.</b> <ul style="list-style-type: none"> <li>Clarification Statement: Patterns are the similarities and differences in traits shared between offspring and their parents, or among siblings. Emphasis is on organisms other than humans.</li> <li>Assessment Boundary: Assessment does not include genetic mechanisms of inheritance and prediction of traits. Assessment is limited to non-human examples.</li> </ul>	
<b>LS2-3-2. Use evidence to support the explanation that traits can be influenced by the environment.</b> <ul style="list-style-type: none"> <li>Clarification Statement: Examples of the environment affecting a trait could include normally tall plants grown with insufficient water are stunted; and, a pet dog that is given too much food and little exercise may become overweight.</li> </ul>	
<b>Science and Engineering Practices (SEP)</b>	<b>Crosscutting Concepts (CCC)</b>
<b>Analyzing and Interpreting Data</b> Analyzing data in 3–5 builds on K–2 experiences and progresses to introducing	<b>Patterns</b> Similarities and differences in patterns can be used to sort and classify natural

<p>quantitative approaches to collecting data and conducting multiple trials of qualitative observations. When possible and feasible, digital tools should be used.</p> <ul style="list-style-type: none"> <li>Analyze and interpret data to make sense of phenomena using logical reasoning. (LS2-3-1)</li> </ul> <p><b>Constructing Explanations and Designing Solutions</b> Constructing explanations and designing solutions in 3–5 builds on K–2 experiences and progresses to the use of evidence in constructing explanations that specify variables that describe and predict phenomena and in designing multiple solutions to design problems.</p> <ul style="list-style-type: none"> <li>Use evidence (e.g., observations, patterns) to support an explanation. (LS2-3-2)</li> </ul>	<p>phenomena. (LS2-3-1)</p> <p><b>Cause and Effect</b> Cause and effect relationships are routinely identified and used to explain change. (LS2-3-2)</p>
--	--

<b>Idaho Common Core Connections</b>	
<p><b>ELA/Literacy</b></p> <p><b>RI.3.1</b> Ask and answer questions to demonstrate understanding of a text, referring explicitly to the text as the basis for the answers. (LS2-3-1),(LS2-3-2)</p> <p><b>RI.3.2</b> Determine the main idea of a text; recount the key details and explain how they support the main idea. (LS2-3-1),(LS2-3-2)</p> <p><b>RI.3.3</b> Describe the relationship between a series of historical events, scientific ideas or concepts, or steps in technical procedures in a text, using language that pertains to time, sequence, and cause/effect. (LS2-3-1),(LS2-3-2)</p> <p><b>W.3.2</b> Write informative/explanatory texts to examine a topic and convey ideas and information clearly. (LS2-3-1),(LS2-3-2)</p> <p><b>SL.3.4</b> Report on a topic or text, tell a story, or recount an experience with appropriate facts and relevant, descriptive details, speaking clearly at an understandable pace. (LS2-3-1),(LS2-3-2)</p>	<p><b>Mathematics</b></p> <p><b>MP.2</b> Reason abstractly and quantitatively. (LS2-3-1),(LS2-3-2)</p> <p><b>MP.4</b> Model with mathematics. (LS2-3-1),(LS2-3-2)</p> <p><b>3.MD.B.4</b> Generate measurement data by measuring lengths using rulers marked with halves and fourths of an inch. Show the data by making a line plot, where the horizontal scale is marked off in appropriate units—whole numbers, halves, or quarters. (LS2-3-1),(LS2-3-2)</p>

## ESS: Earth and Space Sciences

### ESS1-3 Earth's Systems

<b>Disciplinary Core Ideas (DCI)</b>	
<p><b>ESS2.D: Weather and Climate</b></p> <ul style="list-style-type: none"> <li>Scientists record patterns of the weather across different times and areas so that they can make predictions about what kind of weather might happen next. (ESS1-3-1)</li> <li>Climate describes a range of an area's typical weather conditions and the extent to which those conditions vary over years. (ESS1-3-2)</li> </ul>	
<b>Performance Expectations (PE)</b>	
Students who demonstrate understanding can:	
<p><b>ESS1-3-1. Represent data in tables and graphical displays to describe typical weather conditions expected during a particular season.</b></p> <ul style="list-style-type: none"> <li>Clarification Statement: Examples of data could include average temperature, precipitation, and wind direction.</li> <li>Assessment Boundary: Assessment of graphical displays is limited to pictographs and bar graphs. Assessment does not include climate change.</li> </ul> <p><b>ESS1-3-2. Obtain and combine information to describe climates in different regions of the world.</b></p>	
<b>Science and Engineering Practices (SEP)</b>	<b>Crosscutting Concepts (CCC)</b>
<p><b>Analyzing and Interpreting Data</b> Analyzing data in 3–5 builds on K–2 experiences and progresses to introducing</p>	<p><b>Patterns</b> Patterns of change can be used to make predictions. (ESS1-3-1, ESS1-3-2)</p>

<p>quantitative approaches to collecting data and conducting multiple trials of qualitative observations. When possible and feasible, digital tools should be used.</p> <ul style="list-style-type: none"> <li>Represent data in tables and various graphical displays (bar graphs and pictographs) to reveal patterns that indicate relationships. (ESS1-3-1)</li> </ul> <p><b>Obtaining, Evaluating, and Communicating Information</b> Obtaining, evaluating, and communicating information in 3–5 builds on K–2 experiences and progresses to evaluating the merit and accuracy of ideas and methods.</p> <ul style="list-style-type: none"> <li>Obtain and combine information from books and other reliable media to explain phenomena. (ESS1-3-2)</li> </ul>	
--	--

Idaho Common Core Connections	
<p><b>ELA/Literacy</b> <b>RI.3.1</b> Ask and answer questions to demonstrate understanding of a text, referring explicitly to the text as the basis for the answers. (ESS1-3-2) <b>RI.3.9</b> Compare and contrast the most important points and key details presented in two texts on the same topic. (ESS1-3-2) <b>W.3.8</b> Recall information from experiences or gather information from print and digital sources; take brief notes on sources and sort evidence into provided categories. (ESS1-3-2)</p>	<p><b>Mathematics</b> <b>MP.2</b> Reason abstractly and quantitatively. (ESS1-3-1), (ESS1-3-2) <b>MP.4</b> Model with mathematics. (ESS1-3-1), (ESS1-3-2) <b>MP.5</b> Use appropriate tools strategically. (ESS1-3-1) <b>3.MD.A.2</b> Measure and estimate liquid volumes and masses of objects using standard units of grams (g), kilograms (kg), and liters (l). Add, subtract, multiply, or divide to solve one-step word problems involving masses or volumes that are given in the same units, e.g., by using drawings (such as a beaker with a measurement scale) to represent the problem. (ESS1-3-1) <b>3.MD.B.3</b> Draw a scaled picture graph and a scaled bar graph to represent a data set with several categories. Solve one- and two-step "how many more" and "how many less" problems using information presented in bar graphs. (ESS1-3-1)</p>

## ESS2-3 Earth and Human Activity

Disciplinary Core Ideas (DCI)	
<p><b>ESS3.B: Natural Hazards</b></p> <ul style="list-style-type: none"> <li>A variety of natural hazards result from natural processes. Humans cannot eliminate natural hazards but can take steps to reduce their impacts. (ESS2-3-1)</li> </ul>	
Performance Expectations (PE)	
<p>Students who demonstrate understanding can:</p> <p><b>ESS2-3-1. Make a claim about the merit of a design solution that reduces the impacts of a weather-related hazard.</b></p> <ul style="list-style-type: none"> <li>Clarification Statement: Examples of design solutions to weather-related hazards could include barriers to prevent flooding, wind resistant roofs, and lightning rods.</li> </ul>	
Science and Engineering Practices (SEP)	Crosscutting Concepts (CCC)
<p><b>Engaging in Argument from Evidence</b> Engaging in argument from evidence in 3–5 builds on K–2 experiences and progresses to critiquing the scientific explanations or solutions proposed by peers by citing relevant evidence about the natural and designed world(s).</p> <ul style="list-style-type: none"> <li>Make a claim about the merit of a solution to a problem by citing relevant evidence about how it meets the criteria and constraints of the problem. (ESS2-3-1)</li> </ul>	<p><b>Cause and Effect</b> Cause and effect relationships are routinely identified, tested, and used to explain change. (ESS2-3-1)</p> <p style="text-align: center;"><b><i>Connections to Engineering, Technology, and Applications of Science</i></b></p> <p><b>Influence of Engineering, Technology, and Science on Society and the Natural World</b> Engineers improve existing technologies or develop new ones to increase their benefits</p>

	<p>(e.g., better artificial limbs), decrease known risks (e.g., seatbelts in cars), and meet societal demands (e.g., cell phones). (ESS2-3-1)</p> <p style="text-align: center;"><b>Connections to Nature of Science</b></p> <p><b>Science is a Human Endeavor</b> Science affects everyday life. (ESS2-3-1)</p>
<b>Idaho Common Core Connections</b>	
<p>ELA/Literacy</p> <p><b>W.3.1</b> Write opinion pieces on topics or texts, supporting a point of view with reasons. (ESS2-3-1)</p> <p><b>W.3.7</b> Conduct short research projects that build knowledge about a topic. (ESS2-3-1)</p>	<p>Mathematics</p> <p><b>MP.2</b> Reason abstractly and quantitatively. (ESS2-3-1)</p> <p><b>MP.4</b> Model with mathematics. (ESS2-3-1)</p>

## Elementary School (4<sup>th</sup> Grade)

### PS: Physical Sciences

#### PS1-4 Energy

#### Disciplinary Core Ideas (DCI)

##### **PS3.A: Definitions of Energy**

- The faster a given object is moving, the more energy it possesses. (PS1-4-1)
- Energy can be moved from place to place by moving objects or through sound, light, or electric currents. (PS1-4-2, PS1-4-3)

##### **PS3.B: Conservation of Energy and Energy Transfer**

- Energy is present whenever there are moving objects, sound, light, or heat. When objects collide, energy can be transferred from one object to another, thereby changing their motion. In such collisions, some energy is typically also transferred to the surrounding air; as a result, the air gets heated and sound is produced. (PS1-4-2, PS1-4-3)
- Light also transfers energy from place to place. (PS1-4-2)
- Energy can also be transferred from place to place by electric currents, which can then be used locally to produce motion, sound, heat, or light. The currents may have been produced to begin with by transforming the energy of motion into electrical energy. (PS1-4-2, PS1-4-4)

##### **PS3.C: Relationship Between Energy and Forces**

- When objects collide, the contact forces transfer energy so as to change the objects' motions. (PS1-4-3)

##### **PS3.D: Energy in Chemical Processes and Everyday Life**

- The expression "produce energy" typically refers to the conversion of stored energy into a desired form for practical use. (PS1-4-4)

##### **ETS1.A: Defining Engineering Problems**

- Possible solutions to a problem are limited by available materials and resources (constraints). The success of a designed solution is determined by considering the desired features of a solution (criteria). Different proposals for solutions can be compared on the basis of how well each one meets the specified criteria for success or how well each takes the constraints into account. (PS1-4-4)

#### Performance Expectations (PE)

Students who demonstrate understanding can:

##### **PS1-4-1. Use evidence to construct an explanation relating the speed of an object to the energy of that object.**

- *Assessment Boundary:* Assessment does not include quantitative measures of changes in the speed of an object or on any precise or quantitative definition of energy.

##### **PS1-4-2. Make observations to provide evidence that energy can be transferred from place to place by sound, light, heat, and electric currents.**

- *Assessment Boundary:* Assessment does not include quantitative measurements of energy.

##### **PS1-4-3. Ask questions and predict outcomes about the changes in energy that occur when objects collide.**

- *Clarification Statement:* Emphasis is on the change in the energy due to the change in speed, not on the forces, as objects interact.
- *Assessment Boundary:* Assessment does not include quantitative measurements of energy.

##### **PS1-4-4. Apply scientific ideas to design, test, and refine a device that converts energy from one form to another.**

- *Clarification Statement:* Examples of devices could include electric circuits that convert electrical energy into motion energy of a vehicle, light, or sound; and, a passive solar heater that converts light into heat. Examples of constraints could include the materials, cost, or time to design the device.
- *Assessment Boundary:* Devices should be limited to those that convert motion energy to electric energy or use stored energy to cause motion or produce light or sound.

Science and Engineering Practices (SEP)	Crosscutting Concepts (CCC)
<p><b>Asking Questions and Defining Problems</b> Asking questions and defining problems in grades 3–5 builds on grades K–2 experiences and progresses to specifying qualitative relationships.</p> <ul style="list-style-type: none"> <li>Ask questions that can be investigated and predict reasonable outcomes based on patterns such as cause and effect relationships. (PS1-4-3)</li> </ul> <p><b>Planning and Carrying Out Investigations</b> Planning and carrying out investigations to answer questions or test solutions to problems in 3–5 builds on K–2 experiences and progresses to include investigations that control variables and provide evidence to support explanations or design solutions.</p> <ul style="list-style-type: none"> <li>Make observations to produce data to serve as the basis for evidence for an explanation of a phenomenon or test a design solution. (PS1-4-2)</li> </ul> <p><b>Constructing Explanations and Designing Solutions</b> Constructing explanations and designing solutions in 3–5 builds on K–2 experiences and progresses to the use of evidence in constructing explanations that specify variables that describe and predict phenomena and in designing multiple solutions to design problems.</p> <ul style="list-style-type: none"> <li>Use evidence (e.g., measurements, observations, patterns) to construct an explanation. (PS1-4-1)</li> <li>Apply scientific ideas to solve design problems. (PS1-4-4)</li> </ul>	<p><b>Energy and Matter</b> Energy can be transferred in various ways and between objects. (PS1-4-1, PS1-4-2, PS1-4-3, PS1-4-4)</p> <p style="text-align: center;"><b><i>Connections to Engineering, Technology, and Applications of Science</i></b></p> <p><b>Influence of Engineering, Technology, and Science on Society and the Natural World</b> Engineers improve existing technologies or develop new ones. (PS1-4-4)</p> <p style="text-align: center;"><b><i>Connections to Nature of Science</i></b></p> <p><b>Science is a Human Endeavor</b> Most scientists and engineers work in teams. (PS1-4-4) Science affects everyday life. (PS1-4-4)</p>
Idaho Common Core Connections	
<p><b>ELA/Literacy</b></p> <p><b>RI.4.1</b> Refer to details and examples in a text when explaining what the text says explicitly and when drawing inferences from the text. (PS1-4-1)</p> <p><b>RI.4.3</b> Explain events, procedures, ideas, or concepts in a historical, scientific, or technical text, including what happened and why, based on specific information in the text. (PS1-4-1)</p> <p><b>RI.4.9</b> Integrate information from two texts on the same topic in order to write or speak about the subject knowledgeably. (PS1-4-1)</p> <p><b>W.4.2</b> Write informative/explanatory texts to examine a topic and convey ideas and information clearly. (PS1-4-1)</p> <p><b>W.4.7</b> Conduct short research projects that build knowledge through investigation of different aspects of a topic. (PS1-4-2), (PS1-4-3), (PS1-4-4)</p> <p><b>W.4.8</b> Recall relevant information from experiences or gather relevant information from print and digital sources; take notes and categorize information, and provide a list of sources. (PS1-4-1), (PS1-4-2), (PS1-4-3), (PS1-4-4)</p> <p><b>W.4.9</b> Draw evidence from literary or informational texts to support analysis, reflection, and research. (PS1-4-1)</p>	<p><b>Mathematics</b></p> <p><b>4.OA.A.3</b> Solve multistep word problems posed with whole numbers and having whole-number answers using the four operations, including problems in which remainders must be interpreted. Represent these problems using equations with a letter standing for the unknown quantity. Assess the reasonableness of answers using mental computation and estimation strategies including rounding. (PS1-4-4)</p>

## PS2-4 Waves

Disciplinary Core Ideas (DCI)
<p><b>PS4.A: Wave Properties</b></p> <ul style="list-style-type: none"> <li>Waves, which are regular patterns of motion, can be made in water by disturbing the surface. When waves move across the surface of deep water, the water goes up and down in place; there is no net motion in the direction of the wave except when the water meets a beach. (PS2-4-1)</li> <li>Waves of the same type can differ in amplitude (height of the wave) and wavelength (spacing between wave peaks). (PS2-4-1)</li> </ul> <p><b>PS4.B: Electromagnetic Radiation</b></p> <ul style="list-style-type: none"> <li>An object can be seen when light reflected from its surface enters the eyes. (PS2-4-2)</li> </ul> <p><b>PS4.C: Information Technologies and Instrumentation</b></p> <ul style="list-style-type: none"> <li>Digitized information can be transmitted over long distances without significant degradation. High-tech devices, such as computers or cell phones, can receive and decode</li> </ul>

information—convert it from digitized form to voice—and vice versa. (PS2-4-3)

**ETS1.C: Optimizing The Design Solution**

- Different solutions need to be tested in order to determine which of them best solves the problem, given the criteria and the constraints. (PS2-4-3)

**Performance Expectations (PE)**

Students who demonstrate understanding can:

**PS2-4-1. Develop a model of waves to describe patterns in terms of amplitude and wavelength and that waves can cause objects to move.**

- Clarification Statement: Examples of models could include diagrams, analogies, and physical models using wire to illustrate wavelength and amplitude of waves.
- Assessment Boundary: Assessment does not include interference effects, electromagnetic waves, non-periodic waves, or quantitative models of amplitude and wavelength.

**PS2-4-2. Develop a model to describe that light reflecting from objects and entering the eye allows objects to be seen.**

- Assessment Boundary: Assessment does not include knowledge of specific colors reflected and seen, the cellular mechanisms of vision, or how the retina works.

**PS2-4-3. Generate and compare multiple solutions that use patterns to transfer information.**

- Clarification Statement: Examples of solutions could include drums sending coded information through sound waves, using a grid of 1's and 0's representing black and white to send information about a picture, and using Morse code to send text.

**Science and Engineering Practices (SEP)**

**Developing and Using Models**

Modeling in 3–5 builds on K–2 experiences and progresses to building and revising simple models and using models to represent events and design solutions.

- Develop a model using an analogy, example, or abstract representation to describe a scientific principle. (PS2-4-1)
- Develop a model to describe phenomena. (PS2-4-2)

**Constructing Explanations and Designing Solutions**

Constructing explanations and designing solutions in 3–5 builds on K–2 experiences and progresses to the use of evidence in constructing explanations that specify variables that describe and predict phenomena and in designing multiple solutions to design problems.

- Generate and compare multiple solutions to a problem based on how well they meet the criteria and constraints of the design solution. (PS2-4-3)

**Connections to Nature of Science**

**Scientific Knowledge is Based on Empirical Evidence**

Science findings are based on recognizing patterns. (PS2-4-1)

**Crosscutting Concepts (CCC)**

**Patterns**

Similarities and differences in patterns can be used to sort, classify, and analyze simple rates of change for natural phenomena. (PS2-4-1)

Similarities and differences in patterns can be used to sort and classify designed products. (PS2-4-3)

**Cause and Effect**

Cause and effect relationships are routinely identified. (PS2-4-2)

**Connections to Engineering, Technology, and Applications of Science**

**Interdependence of Science, Engineering, and Technology**

Knowledge of relevant scientific concepts and research findings is important in engineering. (PS2-4-3)

**Idaho Common Core Connections**

**ELA/Literacy**

**RI.4.1** Write opinion pieces on topics or texts, supporting a point of view with reasons and information. (PS2-4-3)

**RI.4.9** Integrate information from two texts on the same topic in order to write or speak about the subject knowledgeably. (PS2-4-3)

**SL.4.5** Add audio recordings and visual displays to presentations when appropriate to enhance the development of main ideas or themes. (PS2-4-1), (PS2-4-2)

**Mathematics**

**4MP.4** Model with mathematics. (PS2-4-1), (PS2-4-2)

**4.G.A.1** Draw points, lines, line segments, rays, angles (right, acute, obtuse), and perpendicular and parallel lines. Identify these in two-dimensional figures. (PS2-4-1), (PS2-4-2)

## LS: Life Sciences

### LS1-4 Molecules to Organisms: Structure and Processes

<b>Disciplinary Core Ideas (DCI)</b>	
<p><b>LS1.A: Structure and Function</b></p> <ul style="list-style-type: none"> <li>Plants and animals have both internal and external structures that serve various functions in growth, survival, behavior, and reproduction. (LS1-4-1)</li> <li>Animals have various body systems with specific functions for sustaining life: skeletal, circulatory, respiratory, muscular, digestive, etc. (LS1-4-1).</li> </ul> <p><b>LS1.D: Information Processing</b></p> <ul style="list-style-type: none"> <li>Different sense receptors are specialized for particular kinds of information, which may be then processed by the animal's brain. Animals are able to use their perceptions and memories to guide their actions. (LS1-4-2)</li> </ul>	
<b>Performance Expectations (PE)</b>	
<p>Students who demonstrate understanding can:</p> <p><b>LS1-4-1. Construct an argument that plants and animals have internal and external structures that function to support survival, growth, behavior, and reproduction.</b></p> <ul style="list-style-type: none"> <li>Clarification Statement: Examples of structures could include thorns, stems, roots, colored petals, heart, stomach, lung, brain, and skin.</li> <li>Assessment Boundary: Assessment is limited to macroscopic structures within plant and animal systems.</li> </ul> <p><b>LS1-4-2. Use a model to describe that animals receive different types of information through their senses, process the information in their brain, and respond to the information in different ways.</b></p> <ul style="list-style-type: none"> <li>Clarification Statement: Emphasis is on systems of information transfer.</li> <li>Assessment Boundary: Assessment does not include the mechanisms by which the brain stores and recalls information or the mechanisms of how sensory receptors function.</li> </ul>	
<b>Science and Engineering Practices (SEP)</b>	<b>Crosscutting Concepts (CCC)</b>
<p><b>Developing and Using Models</b> Modeling in 3–5 builds on K–2 experiences and progresses to building and revising simple models and using models to represent events and design solutions.</p> <ul style="list-style-type: none"> <li>Use a model to test interactions concerning the functioning of a natural system. (LS1-4-2)</li> </ul> <p><b>Engaging in Argument from Evidence</b> Engaging in argument from evidence in 3–5 builds on K–2 experiences and progresses to critiquing the scientific explanations or solutions proposed by peers by citing relevant evidence about the natural and designed world(s).</p> <ul style="list-style-type: none"> <li>Construct an argument with evidence, data, and/or a model. (LS1-4-1)</li> </ul>	<p><b>Systems and System Models</b> A system can be described in terms of its components and their interactions. (LS1-4-1, LS1-4-2)</p>
<b>Idaho Common Core Connections</b>	
<p><b>ELA/Literacy</b> <i><b>W.4.1</b> Write opinion pieces on topics or texts, supporting a point of view with reasons and information. (LS1-4-1)</i> <i><b>SL.4.5</b> Add audio recordings and visual displays to presentations when appropriate to enhance the development of main ideas or themes. (LS1-4-2)</i></p>	<p><b>Mathematics</b> <i><b>4.G.A.3</b> Recognize a line of symmetry for a two-dimensional figure as a line across the figure such that the figure can be folded across the line into matching parts. Identify line-symmetric figures and draw lines of symmetry. (LS1-4-1)</i></p>



## LS2-4 Ecosystems: Interactions, Energy, and Dynamics

Disciplinary Core Ideas (DCI)	
<p><b>LS2.A: Interdependent Relationships in Ecosystems</b></p> <ul style="list-style-type: none"> <li>The food of almost any kind of animal can be traced back to plants. Organisms are related in food webs in which some animals eat plants for food and other animals eat the animals that eat plants. Some organisms, such as fungi and bacteria, break down dead organisms (both plants or plants parts and animals) and therefore operate as “decomposers.” Decomposition eventually restores (recycles) some materials back to the soil. Organisms can survive only in environments in which their particular needs are met. A healthy ecosystem is one in which multiple species of different types are each able to meet their needs in a relatively stable web of life. Newly introduced species can damage the balance of an ecosystem. (LS2-4-1)</li> </ul> <p><b>LS2.B: Cycles of Matter and Energy Transfer in Ecosystems</b></p> <ul style="list-style-type: none"> <li>Matter cycles between the air and soil and among plants, animals, and microbes as these organisms live and die. Organisms obtain gases, and water, from the environment, and release waste matter (gas, liquid, or solid) back into the environment. (LS2-4-1)</li> </ul>	
Performance Expectations (PE)	
Students who demonstrate understanding can:	
<p><b>LS2-4-1. Develop a model to describe the movement of matter among plants, animals, decomposers, and the environment.</b></p> <ul style="list-style-type: none"> <li>Clarification Statement: Emphasis is on the idea that matter that is not food (air, water, decomposed materials in soil) is changed by plants into matter that is food. Examples of systems could include organisms, ecosystems, and the Earth.</li> <li>Assessment Boundary: Assessment does not include molecular explanations.</li> </ul>	
Science and Engineering Practices (SEP)	Crosscutting Concepts (CCC)
<p><b>Developing and Using Models</b> Modeling in 3–5 builds on K–2 models and progresses to building and revising simple models and using models to represent events and design solutions.</p> <ul style="list-style-type: none"> <li>Develop a model to describe phenomena. (LS2-4-1)</li> </ul> <p style="text-align: center;"><b><i>Connections to the Nature of Science</i></b></p> <p><b>Science Models, Laws, Mechanisms, and Theories Explain Natural Phenomena</b> Science explanations describe the mechanisms for natural events. (LS2-4-1)</p>	<p><b>Systems and System Models</b> A system can be described in terms of its components and their interactions. (LS2-4-1)</p>
Idaho Common Core Connections	
<p><b>ELA/Literacy</b></p> <p><b>RI.5.7</b> Draw on information from multiple print or digital sources, demonstrating the ability to locate an answer to a question quickly or to solve a problem efficiently. (LS2-4-1)</p> <p><b>SL.5.5</b> Include multimedia components (e.g., graphics, sound) and visual displays in presentations when appropriate to enhance the development of main ideas or themes. (LS2-4-1)</p>	<p><b>Mathematics</b></p> <p><b>MP.2</b> Reason abstractly and quantitatively. (LS2-4-1)</p> <p><b>MP.4</b> Model with mathematics. (LS2-4-1)</p>

## ESS: Earth and Space Sciences

### ESS1-4 Earth's Place in the Universe

Disciplinary Core Ideas (DCI)	
<p><b>ESS1.C: The History of Planet Earth</b></p> <ul style="list-style-type: none"> <li>Local, regional, and global patterns of rock formations reveal changes over time due to earth forces, such as earthquakes. The presence and location of certain fossil types indicate the order in which rock layers were formed. (ESS1-4-1)</li> <li>There are three classifications of rocks produced within the rock cycle: sedimentary, metamorphic, and igneous. (ESS1-4-1).</li> </ul>	
Performance Expectations (PE)	
<p>Students who demonstrate understanding can:</p> <p><b>ESS1-4-1. Identify evidence from patterns in rock formations and fossils in rock layers for changes in a landscape over time to support an explanation for changes in a landscape over time.</b></p> <ul style="list-style-type: none"> <li>Clarification Statement: Examples of evidence from patterns could include rock layers with marine shell fossils above rock layers with plant fossils and no shells, indicating a change from land to water over time; and, a canyon with different rock layers in the walls and a river in the bottom, indicating that over time a river cut through the rock.</li> <li>Assessment Boundary: Assessment does not include specific knowledge of the mechanism of rock formation or memorization of specific rock formations and layers. Assessment is limited to relative time.</li> </ul>	
Science and Engineering Practices (SEP)	Crosscutting Concepts (CCC)
<p><b>Constructing Explanations and Designing Solutions</b></p> <p>Constructing explanations and designing solutions in 3–5 builds on K–2 experiences and progresses to the use of evidence in constructing explanations that specify variables that describe and predict phenomena and in designing multiple solutions to design problems.</p> <ul style="list-style-type: none"> <li>Identify the evidence that supports particular points in an explanation. (ESS1-4-1)</li> </ul>	<p><b>Patterns</b></p> <p>Patterns can be used as evidence to support an explanation. (ESS1-4-1)</p> <p style="text-align: center;"><b>Connections to Nature of Science</b></p> <p><b>Scientific Knowledge Assumes an Order and Consistency in Natural Systems</b></p> <p>Science assumes consistent patterns in natural systems. (ESS1-4-1)</p>
Idaho Common Core Connections	
<p><b>ELA/Literacy</b></p> <p><b>W.4.7</b> Conduct short research projects that build knowledge through investigation of different aspects of a topic. (ESS1-4-1)</p> <p><b>W.4.8</b> Recall relevant information from experiences or gather relevant information from print and digital sources; take notes and categorize information, and provide a list of sources. (ESS1-4-1)</p> <p><b>W.4.9</b> Draw evidence from literary or informational texts to support analysis, reflection, and research. (ESS1-4-1)</p>	<p><b>Mathematics</b></p> <p><b>MP.2</b> Reason abstractly and quantitatively. (ESS1-4-1)</p> <p><b>MP.4</b> Model with mathematics. (ESS1-4-1)</p> <p><b>4.MD.A.1</b> Know relative sizes of measurement units within one system of units including km, m, cm; kg, g; lb, oz.; l, ml; hr, min, sec. Within a single system of measurement, express measurements in a larger unit in terms of a smaller unit. Record measurement equivalents in a two-column table. (ESS1-4-1)</p>

### ESS2-4 Earth's Systems

Disciplinary Core Ideas (DCI)
<p><b>ESS2.A: Earth Materials and Systems</b></p> <ul style="list-style-type: none"> <li>Rainfall helps to shape the land and affects the types of living things found in a region. Water, ice, wind, living organisms, and gravity break rocks, soils, and sediments into smaller particles and move them around. (ESS2-4-1)</li> </ul> <p><b>ESS2.B: Plate Tectonics and Large-Scale System Interactions</b></p>

- The locations of mountain ranges, deep ocean trenches, ocean floor structures, earthquakes, and volcanoes occur in patterns. Most earthquakes and volcanoes occur in bands that are often along the boundaries between continents and oceans. Major mountain chains form inside continents or near their edges. Maps can help locate the different land and water features areas of Earth. (ESS2-4-2)

**ESS2.E: Biogeology**

- Living things affect the physical characteristics of their regions. (ESS2-4-1)

**Performance Expectations (PE)**

Students who demonstrate understanding can:

**ESS2-4-1. Make observations and/or measurements to provide evidence of the effects of weathering or the rate of erosion by water, ice, wind, or vegetation.**

- Clarification Statement: Examples of variables to test could include angle of slope in the downhill movement of water, amount of vegetation, speed of wind, relative rate of deposition, cycles of freezing and thawing of water, cycles of heating and cooling, and volume of water flow.
- Assessment Boundary: Assessment is limited to a single form of weathering or erosion.

**ESS2-4-2. Analyze and interpret data from maps to describe patterns of Earth’s features.**

- Clarification Statement: Maps can include topographic maps of Earth’s land and ocean floor, as well as maps of the locations of mountains, continental boundaries, volcanoes, and earthquakes.

**Science and Engineering Practices (SEP)**

**Planning and Carrying Out Investigations**

Planning and carrying out investigations to answer questions or test solutions to problems in 3–5 builds on K–2 experiences and progresses to include investigations that control variables and provide evidence to support explanations or design solutions.

- Make observations and/or measurements to produce data to serve as the basis for evidence for an explanation of a phenomenon. (ESS2-4-1)

**Analyzing and Interpreting Data**

Analyzing data in 3–5 builds on K–2 experiences and progresses to introducing quantitative approaches to collecting data and conducting multiple trials of qualitative observations. When possible and feasible, digital tools should be used.

- Analyze and interpret data to make sense of phenomena using logical reasoning. (ESS2-4-2)

**Crosscutting Concepts (CCC)**

**Patterns**

Patterns can be used as evidence to support an explanation. (ESS2-4-2)

**Cause and Effect**

Cause and effect relationships are routinely identified, tested, and used to explain change. (ESS2-4-1)

**Idaho Common Core Connections**

**ELA/Literacy**

**RI.4.7** Interpret information presented visually, orally, or quantitatively (e.g., in charts, graphs, diagrams, time lines, animations, or interactive elements on Web pages) and explain how the information contributes to an understanding of the text in which it appears. (ESS2-4-2)

**W.4.7** Interpret information presented visually, orally, or quantitatively (e.g., in charts, graphs, diagrams, time lines, animations, or interactive elements on Web pages) and explain how the information contributes to an understanding of the text in which it appears. (ESS2-4-2)

**W.4.8** Recall relevant information from experiences or gather relevant information from print and digital sources; take notes and categorize information, and provide a list of sources. (ESS2-4-1)

**Mathematics**

**MP.2** Reason abstractly and quantitatively. (ESS2-4-1)

**MP.4** Model with mathematics. (ESS2-4-1)

**MP.5** Use appropriate tools strategically. (ESS2-4-1)

**4.MD.A.1** Know relative sizes of measurement units within one system of units including km, m, cm; kg, g; lb, oz.; l, ml; hr, min, sec. Within a single system of measurement, express measurements in a larger unit in terms of a smaller unit. Record measurement equivalents in a two-column table. (ESS2-4-1)

**4.MD.A.2** Use the four operations to solve word problems involving distances, intervals of time, liquid volumes, masses of objects, and money, including problems involving simple fractions or decimals, and problems that require expressing measurements given in a larger unit in terms of a smaller unit. Represent measurement quantities using diagrams such as number line diagrams that feature a measurement scale. (ESS2-4-1),(ESS2-4-2)

## ESS3-4 Earth and Human Activity

Disciplinary Core Ideas (DCI)	
<p><b>ESS3.A: Natural Resources</b></p> <ul style="list-style-type: none"> <li>Energy and fuels that humans use are derived from natural sources, and their use affects the environment in multiple ways. Some resources are renewable over time, and others are not. (ESS3-4-1)</li> </ul> <p><b>ESS3.B: Natural Hazards</b></p> <ul style="list-style-type: none"> <li>A variety of hazards result from natural processes (e.g., earthquakes, tsunamis, volcanic eruptions). Humans cannot eliminate the hazards but can take steps to reduce their impacts. (ESS3-4-2)</li> </ul> <p><b>ETS1.B: Designing Solutions to Engineering Problems</b></p> <ul style="list-style-type: none"> <li>Testing a solution involves investigating how well it performs under a range of likely conditions. (ESS3-4-2)</li> </ul>	
Performance Expectations (PE)	
<p>Students who demonstrate understanding can:</p> <p><b>ESS3-4-1. Obtain and combine information to describe that energy and fuels are derived from natural resources and their uses affect the environment.</b></p> <ul style="list-style-type: none"> <li>Clarification Statement: Examples of renewable energy resources could include wind energy, water behind dams, and sunlight; non-renewable energy resources are fossil fuels and fissile materials. Examples of environmental effects could include loss of habitat due to dams, loss of habitat due to surface mining, and air pollution from burning of fossil fuels.</li> </ul> <p><b>ESS3-4-2. Generate and compare multiple solutions to reduce the impacts of natural Earth processes on humans.</b></p> <ul style="list-style-type: none"> <li>Clarification Statement: Examples of solutions could include designing an earthquake resistant building and improving monitoring of volcanic activity.</li> <li>Assessment Boundary: Assessment is limited to earthquakes, floods, tsunamis, and volcanic eruptions.</li> </ul>	
Science and Engineering Practices (SEP)	Crosscutting Concepts (CCC)
<p><b>Constructing Explanations and Designing Solutions</b></p> <p>Constructing explanations and designing solutions in 3–5 builds on K–2 experiences and progresses to the use of evidence in constructing explanations that specify variables that describe and predict phenomena and in designing multiple solutions to design problems.</p> <ul style="list-style-type: none"> <li>Generate and compare multiple solutions to a problem based on how well they meet the criteria and constraints of the design solution. (ESS3-4-2)</li> </ul> <p><b>Obtaining, Evaluating, and Communicating Information</b></p> <p>Obtaining, evaluating, and communicating information in 3–5 builds on K–2 experiences and progresses to evaluate the merit and accuracy of ideas and methods.</p> <ul style="list-style-type: none"> <li>Obtain and combine information from books and other reliable media to explain phenomena. (ESS3-4-1)</li> </ul>	<p><b>Cause and Effect</b></p> <p>Cause and effect relationships are routinely identified and used to explain change. (ESS3-4-1)</p> <p>Cause and effect relationships are routinely identified, tested, and used to explain change. (ESS3-4-2)</p> <p style="text-align: center;"><b><i>Connections to Engineering, Technology, and Applications of Science</i></b></p> <p><b>Interdependence of Science, Engineering, and Technology</b></p> <p>Knowledge of relevant scientific concepts and research findings is important in engineering. (ESS3-4-1)</p> <p><b>Influence of Engineering, Technology, and Science on Society and the Natural World</b></p> <p>Over time, people’s needs and wants change, as do their demands for new and improved technologies. (ESS3-4-1)</p> <p>Engineers improve existing technologies or develop new ones to increase their benefits, to decrease known risks, and to meet societal demands. (ESS3-4-2)</p>

## Idaho Common Core Connections

### ELA/Literacy

**RI.4.1** Refer to details and examples in a text when explaining what the text says explicitly and when drawing inferences from the text. (ESS3-4-2)

**RI.4.9** Integrate information from two texts on the same topic in order to write or speak about the subject knowledgeably. (ESS3-4-2)

**W.4.7** Conduct short research projects that build knowledge through investigation of different aspects of a topic. (ESS3-4-1)

**W.4.8** Recall relevant information from experiences or gather relevant information from print and digital sources; take notes and categorize information, and provide a list of sources. (ESS3-4-1)

**W.4.9** Draw evidence from literary or informational texts to support analysis, reflection, and research. (ESS3-4-1)

### Mathematics

**MP.2** Reason abstractly and quantitatively. (ESS3-4-1),(ESS3-4-2)

**MP.4** Model with mathematics. (ESS3-4-1),(ESS3-4-2)

**4.OA.A.1** Interpret a multiplication equation as a comparison, e.g., interpret  $35 = 5 \times 7$  as a statement that 35 is 5 times as many as 7 and 7 times as many as 5. Represent verbal statements of multiplicative comparisons as multiplication equations. (ESS3-4-1),(ESS3-4-2)

## Elementary School (5<sup>th</sup> Grade)

### PS: Physical Sciences

#### PS1-5 Matter and Its Interactions

#### Disciplinary Core Ideas (DCI)

##### PS1.A: Structure and Properties of Matter

- Matter of any type can be subdivided into particles that are too small to see, but even then the matter still exists and can be detected by other means. A model showing that gases are made from matter particles that are too small to see and are moving freely around in space can explain many observations, including the inflation and shape of a balloon and the effects of air on larger particles or objects. (PS1-5-1)
- The amount (weight) of matter is conserved when it changes form, even in transitions in which it seems to vanish. (PS1-5-2)
- Measurements of a variety of properties can be used to identify materials. (Boundary: At this grade level, mass and weight are not distinguished, and no attempt is made to define the unseen particles or explain the atomic-scale mechanism of evaporation and condensation.) (PS1-5-3)

##### PS1.B: Chemical Reactions

- When two or more different substances are mixed, a new substance with different properties may be formed. (PS1-5-4)
- No matter what reaction or change in properties occurs, the total weight of the substances does not change. (Boundary: Mass and weight are not distinguished at this grade level.) (PS1-5-2)

#### Performance Expectations (PE)

Students who demonstrate understanding can:

##### PS1-5-1. Develop a model to describe that matter is made of particles too small to be seen.

- Clarification Statement: Examples of evidence supporting a model could include adding air to expand a basketball, compressing air in a syringe, dissolving sugar in water, and evaporating salt water.
- Assessment Boundary: Assessment does not include the atomic-scale mechanism of evaporation and condensation or defining the unseen particles.

##### PS1-5-2. Measure and graph quantities to provide evidence that regardless of the type of change that occurs when heating, cooling, or mixing substances, the total weight of matter is conserved.

- Clarification Statement: Examples of reactions or changes could include phase changes, dissolving, and mixing that form new substances.
- Assessment Boundary: Assessment does not include distinguishing mass and weight.

##### PS1-5-3. Make observations and measurements to identify materials based on their properties.

- Clarification Statement: Examples of materials to be identified could include baking soda and other powders, metals, minerals, and liquids. Examples of properties could include color, hardness, reflectivity, electrical conductivity, thermal conductivity, response to magnetic forces, and solubility; density is not intended as an identifiable property.
- Assessment Boundary: Assessment does not include density or distinguishing mass and weight.

##### PS1-5-4. Conduct an investigation to determine whether the mixing of two or more substances results in new substances.

#### Science and Engineering Practices (SEP)

##### Developing and Using Models

Modeling in 3–5 builds on K–2 experiences and progresses to building and revising simple models and using models to represent events and design solutions.

- Use models to describe phenomena. (PS1-5-1)

#### Crosscutting Concepts (CCC)

##### Cause and Effect

Cause and effect relationships are routinely identified and used to explain change. (PS1-5-4)

##### Scale, Proportion, and Quantity

<p><b>Planning and Carrying Out Investigations</b> Planning and carrying out investigations to answer questions or test solutions to problems in 3–5 builds on K–2 experiences and progresses to include investigations that control variables and provide evidence to support explanations or design solutions.</p> <ul style="list-style-type: none"> <li>Conduct an investigation collaboratively to produce data to serve as the basis for evidence, using fair tests in which variables are controlled and the number of trials considered. (PS1-5-4)</li> <li>Make observations and measurements to produce data to serve as the basis for evidence for an explanation of a phenomenon. (PS1-5-3)</li> </ul> <p><b>Using Mathematics and Computational Thinking</b> Mathematical and computational thinking in 3–5 builds on K–2 experiences and progresses to extending quantitative measurements to a variety of physical properties and using computation and mathematics to analyze data and compare alternative design solutions.</p> <ul style="list-style-type: none"> <li>Measure and graph quantities such as weight to address scientific and engineering questions and problems. (PS1-5-2)</li> </ul>	<p>Natural objects exist from the very small to the immensely large. (PS1-5-1) Standard units are used to measure and describe physical quantities such as weight, time, temperature, and volume. (PS1-5-2, PS1-5-3)</p> <p style="text-align: center;"><b>Connections to Nature of Science</b></p> <p><b>Scientific Knowledge Assumes an Order and Consistency in Natural Systems</b> Science assumes consistent patterns in natural systems. (PS1-5-2)</p>
--	--

<b>Idaho Common Core Connections</b>	
<p><b>ELA/Literacy</b> <i><b>RI.5.7</b> Draw on information from multiple print or digital sources, demonstrating the ability to locate an answer to a question quickly or to solve a problem efficiently. (PS1-5-1)</i> <i><b>W.5.7</b> Conduct short research projects that use several sources to build knowledge through investigation of different aspects of a topic. (PS1-5-2), (PS1-5-3), (PS1-5-4)</i> <i><b>W.5.8</b> Recall relevant information from experiences or gather relevant information from print and digital sources; summarize or paraphrase information in notes and finished work, and provide a list of sources. (PS1-5-2), (PS1-5-3), (PS1-5-4)</i> <i><b>W.5.9</b> Draw evidence from literary or informational texts to support analysis, reflection, and research. (PS1-5-2), (PS1-5-3), (PS1-5-4)</i></p>	<p><b>Mathematics</b> <i><b>MP.2</b> Reason abstractly and quantitatively. (PS1-5-1), (PS1-5-2), (PS1-5-3)</i> <i><b>MP.4</b> Model with mathematics. (PS1-5-2), (PS1-5-3), (PS1-5-4)</i> <i><b>MP.5</b> Use appropriate tools strategically. (PS1-5-2), (PS1-5-3)</i> <i><b>5.NBT.A.1</b> Explain patterns in the number of zeros of the product when multiplying a number by powers of 10, and explain patterns in the placement of the decimal point when a decimal is multiplied or divided by a power of 10. Use whole-number exponents to denote powers of 10. (PS1-5-1)</i> <i><b>5.NF.B.7</b> Apply and extend previous understandings of division to divide unit fractions by whole numbers and whole numbers by unit fractions. (PS1-5-1)</i> <i><b>5.MD.A.1</b> Convert among different-sized standard measurement units within a given measurement system (e.g., convert 5 cm to 0.05 m), and use these conversions in solving multi-step, real-world problems. (PS1-5-2)</i> <i><b>5.MD.C.3</b> Recognize volume as an attribute of solid figures and understand concepts of volume measurement. (PS1-5-1)</i> <i><b>5.MD.C.4</b> Measure volumes by counting unit cubes, using cubic cm, cubic in, cubic ft, and improvised units. (PS1-5-1)</i></p>

## PS2-5 Motion and Stability: Forces and Interactions

<b>Disciplinary Core Ideas (DCI)</b>
<p><b>PS2.B: Types of Interactions</b></p> <ul style="list-style-type: none"> <li>The gravitational force of Earth acting on an object near Earth’s surface pulls that object toward the planet’s center. (PS2-5-1)</li> </ul>
<b>Performance Expectations (PE)</b>
<p>Students who demonstrate understanding can:</p> <p><b>PS2-5-1. Support an argument that the gravitational force exerted by Earth on objects is directed down.</b></p> <ul style="list-style-type: none"> <li><b>Clarification Statement:</b> “Down” is a local description of the direction that points toward the center of the spherical Earth.</li> <li><b>Assessment Boundary:</b> Assessment does not include mathematical representation of gravitational force.</li> </ul>

Science and Engineering Practices (SEP)	Crosscutting Concepts (CCC)
<b>Engaging in Argument from Evidence</b> Engaging in argument from evidence in 3–5 builds on K–2 experiences and progresses to critiquing the scientific explanations or solutions proposed by peers by citing relevant evidence about the natural and designed world(s). <ul style="list-style-type: none"> <li>Support an argument with evidence, data, or a model. (PS2-5-1)</li> </ul>	<b>Cause and Effect</b> Cause and effect relationships are routinely identified and used to explain change. (PS2-5-1)
<b>Idaho Common Core Connections</b>	
<b>ELA/Literacy</b> <i><b>RI.5.1</b> Quote accurately from a text when explaining what the text says explicitly and when drawing inferences from the text. (PS2-5-1)</i> <i><b>RI.5.9</b> Integrate information from several texts on the same topic in order to write or speak about the subject knowledgeably. (PS2-5-1)</i> <i><b>W.5.1</b> Write opinion pieces on topics or texts, supporting a point of view with reasons and information. (PS2-5-1)</i>	<b>Mathematics</b> <i>There are no mathematical standards for this standard</i>

## PS3-5 Energy

Disciplinary Core Ideas (DCI)	
<b>PS3.D: Energy in Chemical Processes and Everyday Life</b> <ul style="list-style-type: none"> <li>The energy released from food was once energy from the sun that was captured by plants in the chemical process that forms plant matter (from air and water). (PS3-5-1)</li> </ul> <b>LS1.C: Organization for Matter and Energy Flow in Organisms</b> <ul style="list-style-type: none"> <li>Food provides animals with the materials they need for body repair and growth and the energy they need to maintain body warmth and for motion. (PS3-5-1)</li> </ul>	
Performance Expectations (PE)	
Students who demonstrate understanding can:	
<b>PS3-5-1. Use models to describe that energy in animals’ food (used for body repair, growth, motion, and to maintain body warmth) was once energy from the sun.</b> <ul style="list-style-type: none"> <li>Clarification Statement: Examples of models could include diagrams, and flow charts.</li> </ul>	
Science and Engineering Practices (SEP)	Crosscutting Concepts (CCC)
<b>Developing and Using Models</b> Modeling in 3–5 builds on K–2 experiences and progresses to building and revising simple models and using models to represent events and design solutions. <ul style="list-style-type: none"> <li>Use models to describe phenomena. (PS3-5-1)</li> </ul>	<b>Energy and Matter</b> Energy can be transferred in various ways and between objects. (PS3-5-1)



<b>Idaho Common Core Connections</b>	
<p><b>ELA/Literacy</b>  <i><b>RI.5.7</b> Draw on information from multiple print or digital sources, demonstrating the ability to locate an answer to a question quickly or to solve a problem efficiently. (PS3-5-1)</i>  <i><b>SL.5.5</b> Include multimedia components (e.g., graphics, sound) and visual displays in presentations when appropriate to enhance the development of main ideas or themes. (PS3-5-1)</i></p>	<p><b>Mathematics</b>  <i>There are no mathematical standards for this standard</i></p>

## LS: Life Sciences

### LS1-5 Molecules to Organisms: Structure and Processes

<b>Disciplinary Core Ideas (DCI)</b>	
<p><b>LS1.C: Organization for Matter and Energy Flow in Organisms</b></p> <ul style="list-style-type: none"> <li>Plants acquire their material for growth chiefly from air and water. (LS1-5-1)</li> </ul>	
<b>Performance Expectations (PE)</b>	
<p>Students who demonstrate understanding can:</p> <p><b>LS1-5-1. Support an argument that plants get the materials they need for growth chiefly from air and water.</b></p> <ul style="list-style-type: none"> <li>Clarification Statement: Emphasis is on the idea that plant matter comes mostly from air and water, not from the soil.</li> </ul>	
<b>Science and Engineering Practices (SEP)</b>	<b>Crosscutting Concepts (CCC)</b>
<p><b>Engaging in Argument from Evidence</b>  Engaging in argument from evidence in 3–5 builds on K–2 experiences and progresses to critiquing the scientific explanations or solutions proposed by peers by citing relevant evidence about the natural and designed world(s).</p> <ul style="list-style-type: none"> <li>Support an argument with evidence, data, or a model. (LS1-5-1)</li> </ul>	<p><b>Energy and Matter</b>  Matter is transported into, out of, and within systems. (LS1-5-1)</p>
<b>Idaho Common Core Connections</b>	
<p><b>ELA/Literacy</b>  <i><b>RI.5.1</b> Quote accurately from a text when explaining what the text says explicitly and when drawing inferences from the text. (LS1-5-1)</i>  <i><b>RI.5.9</b> Integrate information from several texts on the same topic in order to write or speak about the subject knowledgeably. (LS1-5-1)</i>  <i><b>W.5.1</b> Write opinion pieces on topics or texts, supporting a point of view with reasons and information. LS1-5-1)</i></p>	<p><b>Mathematics</b>  <i><b>MP.2</b> Reason abstractly and quantitatively. (LS1-5-1)</i>  <i><b>MP.4</b> Model with mathematics. (LS1-5-1)</i>  <i><b>MP.5</b> Use appropriate tools strategically. (LS1-5-1)</i>  <i><b>5.MD.A.1</b> Convert among different-sized standard measurement units within a given measurement system (e.g., convert 5 cm to 0.05 m), and use these conversions in solving multi-step, real world problems. (LS1-5-1)</i></p>

## LS2-5 Biological Adaptation: Unity and Diversity

### Disciplinary Core Ideas (DCI)

#### LS2.C: Ecosystem Dynamics, Functioning, and Resilience

- When the environment changes in ways that affect a place's physical characteristics, temperature, or availability of resources, some organisms survive and reproduce, others move to new locations, yet others move into the transformed environment, and some die. (LS2-5-4)

#### LS4.A: Evidence of Common Ancestry and Diversity

- Some kinds of plants and animals that once lived on Earth are no longer found anywhere. (LS2-5-1)
- Fossils provide evidence about the types of organisms that lived long ago and also about the nature of their environments. (LS2-5-1)

#### LS4.B: Natural Selection

- Sometimes the differences in characteristics between individuals of the same species provide advantages in surviving, finding mates, and reproducing. (LS2-5-2)

#### LS4.C: Adaptation

- For any particular environment, some kinds of organisms survive well, some survive less well, and some cannot survive at all. (LS2-5-3)

#### LS4.D: Biodiversity and Humans

- Populations of animals are classified by their characteristics. (LS2-5-2)
- Populations live in a variety of habitats, and change in those habitats affects the organisms living there. (LS2-5-4)

### Performance Expectations (PE)

Students who demonstrate understanding can:

#### LS2-5-1. Analyze and interpret data from fossils to provide evidence of the organisms and the environments in which they lived long ago.

- Clarification Statement: Examples of data could include type, size, and distributions of fossil organisms. Examples of fossils and environments could include marine fossils found on dry land, tropical plant fossils found in Arctic areas, and fossils of extinct organisms.
- Assessment Boundary: Assessment does not include identification of specific fossils or present plants and animals. Assessment is limited to major fossil types and relative ages.

#### LS2-5-2. Use evidence to construct an explanation for how the variations in characteristics among individuals of the same species may provide advantages in surviving, finding mates, and reproducing.

- Clarification Statement: Examples of cause and effect relationships could be plants that have larger thorns than other plants may be less likely to be eaten by predators; and, animals that have better camouflage coloration than other animals may be more likely to survive and therefore more likely to leave offspring.

#### LS2-5-3. Construct an argument with evidence that in a particular habitat some organisms can survive well, some survive less well, and some cannot survive at all.

- Clarification Statement: Examples of evidence could include needs and characteristics of the organisms and habitats involved. The organisms and their habitat make up a system in which the parts depend on each other.

#### LS2-5-4. Make a claim about the merit of a solution to a problem caused when the environment changes and the types of plants and animals that live there may change.

- Clarification Statement: Examples of environmental changes could include changes in land characteristics, water distribution, temperature, food, and other organisms.
- Assessment Boundary: Assessment is limited to a single environmental change. Assessment does not include the greenhouse effect or climate change.

### Science and Engineering Practices (SEP)

#### Analyzing and Interpreting Data

Analyzing data in 3–5 builds on K–2 experiences and progresses to introducing quantitative approaches to collecting data and conducting multiple trials of qualitative

### Crosscutting Concepts (CCC)

#### Cause and Effect

Cause and effect relationships are routinely identified and used to explain change. (LS2-5-2, LS2-5-3)

<p>observations. When possible and feasible, digital tools should be used.</p> <ul style="list-style-type: none"> <li>Analyze and interpret data to make sense of phenomena using logical reasoning. (LS2-5-1)</li> </ul> <p><b>Constructing Explanations and Designing Solutions</b> Constructing explanations and designing solutions in 3–5 builds on K–2 experiences and progresses to the use of evidence in constructing explanations that specify variables that describe and predict phenomena and in designing multiple solutions to design problems.</p> <ul style="list-style-type: none"> <li>Use evidence (e.g., observations, patterns) to construct an explanation. (LS2-5-2)</li> </ul> <p><b>Engaging in Argument from Evidence</b> Engaging in argument from evidence in 3–5 builds on K–2 experiences and progresses to critiquing the scientific explanations or solutions proposed by peers by citing relevant evidence about the natural and designed world(s).</p> <ul style="list-style-type: none"> <li>Construct an argument with evidence. (LS2-5-3)</li> <li>Make a claim about the merit of a solution to a problem by citing relevant evidence about how it meets the criteria and constraints of the problem. (LS2-5-4)</li> </ul>	<p><b>Scale, Proportion, and Quantity</b> Observable phenomena exist from very short to very long time periods. (LS2-5-1)</p> <p><b>Systems and System Models</b> A system can be described in terms of its components and their interactions. (LS2-5-4)</p> <p style="text-align: center;"><b>Connections to Engineering, Technology, and Applications of Science</b></p> <p><b>Interdependence of Engineering, Technology, and Science on Society and the Natural World</b> Knowledge of relevant scientific concepts and research findings is important in engineering. (LS2-5-4)</p> <p style="text-align: center;"><b>Connections to Nature of Science</b></p> <p><b>Scientific Knowledge Assumes an Order and Consistency in Natural Systems</b> Science assumes consistent patterns in natural systems. (LS2-5-1)</p>
---	--

<b>Idaho Common Core Connections</b>	
<p><b>ELA/Literacy</b></p> <p><b>RI.3.1</b> Ask and answer questions to demonstrate understanding of a text, referring explicitly to the text as the basis for the answers. (LS2-5-1),(LS2-5-2),(LS2-5-3),(LS2-5-4)</p> <p><b>RI.3.2</b> Determine the main idea of a text; recount the key details and explain how they support the main idea. (LS2-5-1),(LS2-5-2),(LS2-5-3),(LS2-5-4)</p> <p><b>RI.3.3</b> Describe the relationship between a series of historical events, scientific ideas or concepts, or steps in technical procedures in a text, using language that pertains to time, sequence, and cause/effect. (LS2-5-1),(LS2-5-2),(LS2-5-3),(LS2-5-4)</p> <p><b>W.3.1</b> Write opinion pieces on topics or texts, supporting a point of view with reasons. (LS2-5-1),(LS2-5-3),(LS2-5-4)</p> <p><b>W.3.2</b> Write informative/explanatory texts to examine a topic and convey ideas and information clearly. (LS2-5-1),(LS2-5-2),(LS2-5-3),(LS2-5-4)</p> <p><b>W.3.8</b> Recall information from experiences or gather information from print and digital sources; take brief notes on sources and sort evidence into provided categories. (LS2-5-1)</p> <p><b>SL.3.4</b> Report on a topic or text, tell a story, or recount an experience with appropriate facts and relevant, descriptive details, speaking clearly at an understandable pace. (LS2-5-2),(LS2-5-3),(LS2-5-4)</p>	<p><b>Mathematics</b></p> <p><b>MP.2</b> Reason abstractly and quantitatively. (LS2-5-1),(LS2-5-2),(LS2-5-3),(LS2-5-4)</p> <p><b>MP.4</b> Model with mathematics. LS2-5-1,(LS2-5-2),(LS2-5-3),(LS2-5-4)</p> <p><b>MP.5</b> Use appropriate tools strategically. (LS2-5-1)</p> <p><b>3.MD.B.3</b> Draw a scaled picture graph and a scaled bar graph to represent a data set with several categories. Solve one- and two-step "how many more" and "how many less" problems using information presented in scaled bar graphs. (LS2-5-2),(LS2-5-3)</p> <p><b>3.MD.B.4</b> Generate measurement data by measuring lengths using rulers marked with halves and fourths of an inch. Show the data by making a line plot, where the horizontal scale is marked off in appropriate units—whole numbers, halves, or quarters. (LS2-5-1)</p>

## ESS: Earth and Space Sciences

### ESS1-5 Earth’s Place in the Universe

<b>Disciplinary Core Ideas (DCI)</b>
<p><b>ESS1.A: The Universe and its Stars</b></p> <ul style="list-style-type: none"> <li>The sun is a star that appears larger and brighter than other stars because it is closer. Stars range greatly in their distance from Earth. (ESS1-5-1)</li> </ul> <p><b>ESS1.B: Earth and the Solar System</b></p> <ul style="list-style-type: none"> <li>The orbits of Earth around the sun and of the moon around Earth, together with the rotation of Earth about an axis between its North and South poles, cause observable patterns. These include day and night; daily changes in the length and direction of shadows; and different positions of the sun, moon, and stars at different times of the day, month, and year. (ESS1-5-2)</li> </ul>

## Performance Expectations (PE)

Students who demonstrate understanding can:

**ESS1-5-1. Support an argument that differences in the apparent brightness of the sun compared to other stars is due to their relative distances from the Earth.**

- Assessment Boundary: Assessment is limited to relative distances, not sizes, of stars. Assessment does not include other factors that affect apparent brightness (such as stellar masses, age, or stage).

**ESS1-5-2. Represent data in graphical displays to reveal patterns of daily changes in length and direction of shadows, day and night, and the seasonal appearance of some stars in the night sky.**

- Clarification Statement: Examples of patterns could include the position and motion of Earth with respect to the sun and selected stars that are visible only in particular months.
- Assessment Boundary: Assessment does not include causes of seasons.

Science and Engineering Practices (SEP)	Crosscutting Concepts (CCC)
<p><b>Analyzing and Interpreting Data</b> Analyzing data in 3–5 builds on K–2 experiences and progresses to introducing quantitative approaches to collecting data and conducting multiple trials of qualitative observations. When possible and feasible, digital tools should be used.</p> <ul style="list-style-type: none"> <li>• Represent data in graphical displays (bar graphs, pictographs and/or pie charts) to reveal patterns that indicate relationships. (ESS1-5-2)</li> </ul> <p><b>Engaging in Argument from Evidence</b> Engaging in argument from evidence in 3–5 builds on K–2 experiences and progresses to critiquing the scientific explanations or solutions proposed by peers by citing relevant evidence about the natural and designed world(s).</p> <ul style="list-style-type: none"> <li>• Support an argument with evidence, data, or a model. (ESS1-5-1)</li> </ul>	<p><b>Patterns</b> Similarities and differences in patterns can be used to sort, classify, communicate and analyze simple rates of change for natural phenomena. (ESS1-5-2)</p> <p><b>Scale, Proportion, and Quantity</b> Natural objects exist from the very small to the immensely large. (ESS1-5-1)</p>

## Idaho Common Core Connections

<p><b>ELA/Literacy</b></p> <p><b>RI.5.1</b> Quote accurately from a text when explaining what the text says explicitly and when drawing inferences from the text. (ESS1-5-1)</p> <p><b>RI.5.7</b> Draw on information from multiple print or digital sources, demonstrating the ability to locate an answer to a question quickly or to solve a problem efficiently. (ESS1-5-1)</p> <p><b>RI.5.8</b> Explain how an author uses reasons and evidence to support particular points in a text, identifying which reasons and evidence support which point(s). (ESS1-5-1)</p> <p><b>RI.5.9</b> Integrate information from several texts on the same topic in order to write or speak about the subject knowledgeably. (ESS1-5-1)</p> <p><b>W.5.1</b> Write opinion pieces on topics or texts, supporting a point of view with reasons and information. (ESS1-5-1)</p> <p><b>SL.5.5</b> Include multimedia components (e.g., graphics, sound) and visual displays in presentations when appropriate to enhance the development of main ideas or themes. (ESS1-5-2)</p>	<p><b>Mathematics</b></p> <p><b>MP.2</b> Reason abstractly and quantitatively. (ESS1-5-1), (ESS1-5-2)</p> <p><b>MP.4</b> Model with mathematics. (ESS1-5-1), (ESS1-5-2)</p> <p><b>5.NBT.A.2</b> Explain patterns in the number of zeros of the product when multiplying a number by powers of 10, and explain patterns in the placement of the decimal point when a decimal is multiplied or divided by a power of 10. Use whole-number exponents to denote powers of 10. (ESS1-5-1)</p> <p><b>5.G.A.2</b> Represent real world and mathematical problems by graphing points in the first quadrant of the coordinate plane, and interpret coordinate values of points in the context of the situation. (ESS1-5-2)</p>
--	---

### ESS2-5 Earth's Systems

## Disciplinary Core Ideas (DCI)

**ESS2.A: Earth Materials and Systems**

- Earth's major systems are the geosphere (solid and molten rock, soil, and sediments), the hydrosphere (water and ice), the atmosphere (air), and the biosphere (living things, including humans). These systems interact in multiple ways to affect Earth's surface materials and processes. The ocean supports

a variety of ecosystems and organisms, shapes landforms, and influences climate. Winds and clouds in the atmosphere interact with the landforms to determine patterns of weather. (ESS2-5-1)

**ESS2.C: The Roles of Water in Earth’s Surface Processes**

- Nearly all of Earth’s available water is in the ocean. Most fresh water is in glaciers or underground; only a tiny fraction is in streams, lakes, wetlands, and the atmosphere. (ESS2-5-2)

**Performance Expectations (PE)**

Students who demonstrate understanding can:

**ESS2-5-1. Develop a model using an example to describe ways the geosphere, biosphere, hydrosphere, and/or atmosphere interact.**

- Clarification Statement: Examples could include the influence of the ocean on ecosystems, landform shape, and climate; the influence of the atmosphere on landforms and ecosystems through weather and climate; and the influence of mountain ranges on winds and clouds in the atmosphere. The geosphere, hydrosphere, atmosphere, and biosphere are each a system.
- Assessment Boundary: Assessment is limited to the interactions of two systems at a time.

**ESS2-5-2. Describe and graph the amounts and percentages of water and fresh water in various reservoirs to provide evidence about the distribution of water on Earth.**

- Assessment Boundary: Assessment is limited to oceans, lakes, rivers, glaciers, ground water, and polar ice caps, and does not include the atmosphere.

**Science and Engineering Practices (SEP)**

**Developing and Using Models**

Modeling in 3–5 builds on K–2 experiences and progresses to building and revising simple models and using models to represent events and design solutions.

- Develop a model using an example to describe a scientific principle. (ESS2-5-1)

**Using Mathematics and Computational Thinking**

Mathematical and computational thinking in 3–5 builds on K–2 experiences and progresses to extending quantitative measurements to a variety of physical properties and using computation and mathematics to analyze data and compare alternative design solutions.

- Describe and graph quantities such as area and volume to address scientific questions. (ESS2-5-2)

**Crosscutting Concepts (CCC)**

**Scale, Proportion, and Quantity**

Standard units are used to measure and describe physical quantities such as weight and volume. (ESS2-5-2)

**Systems and System Models**

A system can be described in terms of its components and their interactions. (ESS2-5-1)

**Idaho Common Core Connections**

**ELA/Literacy**

**RI.5.7** Draw on information from multiple print or digital sources, demonstrating the ability to locate an answer to a question quickly or to solve a problem efficiently. (ESS2-5-1), (ESS2-5-2)

**W.5.8** Recall relevant information from experiences or gather relevant information from print and digital sources; summarize or paraphrase information in notes and finished work, and provide a list of sources. (ESS2-5-2)

**SL.5.5** Include multimedia components (e.g., graphics, sound) and visual displays in presentations when appropriate to enhance the development of main ideas or themes. (ESS2-5-1), (ESS2-5-2)

**Mathematics**

**MP.2** Reason abstractly and quantitatively. (ESS2-5-1), (ESS2-5-2)

**MP.4** Model with mathematics. (ESS2-5-1), (ESS2-5-2)

**5.G.A.2** Represent real world and mathematical problems by graphing points in the first quadrant of the coordinate plane, and interpret coordinate values of points in the context of the situation. ESS2-5-1)

**ESS3-5 Earth and Human Activity**

**Disciplinary Core Ideas (DCI)**

**ESS3.C: Human Impacts on Earth Systems**

- Human activities in agriculture, industry, and everyday life have had major effects on the land, vegetation, streams, ocean, air, and even outer space. But individuals and communities are doing things to help protect Earth's resources and environments. (ESS3-5-1)

### Performance Expectations (PE)

Students who demonstrate understanding can:

**ESS3-5-1. Support Obtain and combine information about ways individual communities use science ideas to protect the Earth's resources and environment.**

#### Science and Engineering Practices (SEP)

**Obtaining, Evaluating, and Communicating Information**

Obtaining, evaluating, and communicating information in 3–5 builds on K–2 experiences and progresses to evaluating the merit and accuracy of ideas and methods.

- Obtain and combine information from books and/or other reliable media to explain phenomena or solutions to a design problem. (ESS3-5-1)

#### Crosscutting Concepts (CCC)

**Systems and System Models**

A system can be described in terms of its components and their interactions. (ESS3-5-1)

***Connections to Nature of Science***

**Science Addresses Questions About the Natural and Material World.**

Science findings are limited to questions that can be answered with empirical evidence. (ESS3-5-1)

### Idaho Common Core Connections

**ELA/Literacy**

- RI.5.1** Quote accurately from a text when explaining what the text says explicitly and when drawing inferences from the text. (ESS3-5-1)
- RI.5.7** Draw on information from multiple print or digital sources, demonstrating the ability to locate an answer to a question quickly or to solve a problem efficiently. (ESS3-5-1)
- RI.5.9** Integrate information from several texts on the same topic in order to write or speak about the subject knowledgeably. (ESS3-5-1)
- W.5.8** Recall relevant information from experiences or gather relevant information from print and digital sources; summarize or paraphrase information in notes and finished work, and provide a list of sources. (ESS3-5-1)
- W.5.9** Draw evidence from literary or informational texts to support analysis, reflection, and research. (ESS3-5-1)

**Mathematics**

- MP.2** Reason abstractly and quantitatively. (ESS3-5-1)
- MP.4** Model with mathematics. (ESS3-5-1)

## Middle School (6-8)

### PS: Physical Sciences

#### PS1-MS Matter and Its Interactions

#### Performance Expectations (PE)

Students who demonstrate understanding can:

**PS1-MS-1. Develop models to describe the atomic composition of simple molecules and extended structures.**

- Clarification Statement: Emphasis is on developing models of molecules that vary in complexity. Examples of simple molecules could include ammonia and methanol. Examples of extended structures could include sodium chloride or diamonds. Examples of molecular-level models could include drawings, 3D ball and stick structures, or computer representations showing different molecules with different types of atoms.
- Assessment Boundary: Assessment does not include valence electrons and bonding energy, discussing the ionic nature of subunits of complex structures, or a complete depiction of all individual atoms in a complex molecule or extended structure.

**PS1-MS-2. Analyze and interpret data on the properties of substances before and after the substances interact to determine if a chemical reaction has occurred.**

- Clarification Statement: Examples of reactions could include burning sugar or steel wool, fat reacting with sodium hydroxide, and mixing zinc with hydrogen chloride.
- Assessment Boundary: Assessment is limited to analysis of the following properties: density, melting point, boiling point, solubility, flammability, and odor.

**PS1-MS-3. Gather and make sense of information to describe that synthetic materials come from natural resources and impact society.**

- Clarification Statement: Emphasis is on natural resources that undergo a chemical process to form the synthetic material. Examples of new materials could include new medicine, foods, and alternative fuels.
- Assessment Boundary: Assessment is limited to qualitative information.

**PS1-MS-4. Develop a model that predicts and describes changes in particle motion, temperature, and state of a pure substance when thermal energy is added or removed.**

- Clarification Statement: Emphasis is on qualitative molecular-level models of solids, liquids, and gases to show that adding or removing thermal energy increases or decreases kinetic energy of the particles until a change of state occurs. Examples of models could include drawings and diagrams. Examples of particles could include molecules or inert atoms. Examples of pure substances could include water, carbon dioxide, and helium.

**PS1-MS-5. Develop and use a model to describe how the total number of atoms does not change in a chemical reaction and thus mass is conserved.**

- Clarification Statement: Emphasis is on law of conservation of matter and on physical models or drawings, including digital forms, that represent atoms.
- Assessment Boundary: Assessment does not include the use of atomic masses, balancing symbolic equations, or intermolecular forces.

**PS1-MS-6. Undertake a design project to construct, test, and modify a device that either releases or absorbs thermal energy by chemical processes.**

- Clarification Statement: Emphasis is on the design, controlling the transfer of energy to the environment, and modification of a device using factors such as type and concentration of a substance. Examples of designs could involve chemical reactions such as dissolving ammonium chloride or calcium chloride.
- Assessment Boundary: Assessment is limited to the criteria of amount, time, and temperature of substance in testing the device.

Science and Engineering Practices (SEP)	Disciplinary Core Ideas (DCI)	Crosscutting Concepts (CCC)
<b>Developing and Using Models</b> Modeling in 6-8 builds on K-5 and progresses to developing, using and revising models to describe, test and predict more abstract phenomena and	<b>PS1.A Structure and Properties of Matter</b> <ul style="list-style-type: none"> <li>• Substances are made from different types of atoms, which combine with one another in various ways. Atoms form molecules that range in size from two to thousands of atoms.</li> </ul>	<b>Patterns</b> Macroscopic patterns are related to the nature of microscopic and atomic-level structure. (PS1-MS-2)

design systems.

- Develop a model to predict and/or describe phenomena (PS1-MS-1, PS1-MS-4)
- Develop a model to describe unobservable mechanisms (PS1-MS-5)

**Analyzing and Interpreting Data**

Analyzing data in 6-8 builds on K-5 and progresses to extending quantitative analysis to investigations, distinguishing between correlation and causation, and basic statistical techniques of data and error analysis.

- Analyze and interpret data to determine similarities and differences in findings (PS1-MS-2)

**Constructing Explanations and Designing Solutions**

Constructing explanations and designing solutions in 6-8 builds on K-5 experiences and progresses to include constructing explanations and designing solutions supported by multiple sources of evidence consistent with scientific knowledge, principles, and theories.

- Undertake a design project, engaging in the design cycle, to construct and/or implement a solution that meets specific design criteria and constraints (PS1-MS-6)

**Obtaining, Evaluating, and Communicating Information**

Obtaining, evaluating, and communicating information in 6-8 builds on K-5 and progresses to evaluating the merit and validity of ideas and methods.

- Gather, read, and synthesize information from multiple appropriate sources and assess the credibility, accuracy, and possible bias of each publication and methods used, and describe how they are supported or not supported by evidence (PS1-MS-3)

*Connections to Nature of Science*

**Scientific Knowledge is Based on Empirical Evidence**

Science knowledge is based upon logical and conceptual connections between evidence and

(PS1-MS-1)

- Each pure substance has characteristic physical and chemical properties (for any bulk quantity under given conditions) that can be used to identify it. (PS1-MS-2, PS1-MS-3)
- Gases and liquids are made of molecules or inert atoms that are moving about relative to each other. (PS1-MS-4)
- In a liquid, the molecules are constantly in contact with others; in a gas, they are widely spaced except when they happen to collide. In a solid, atoms are closely spaced and may vibrate in position but do not change relative locations. (PS1-MS-4)
- Solids may be formed from molecules, or they may be extended structures with repeating subunits (e.g., crystals). (PS1-MS-1)
- The changes of state that occur with variations in temperature or pressure can be described and predicted using these models of matter. (PS1-MS-4)

**PS1.B Chemical Reactions**

- Substances react chemically in characteristic ways. In a chemical process, the atoms that make up the original substances are regrouped into different molecules, and these new substances have different properties from those of the reactants. (PS1-MS-1, PS1-MS-3, PS1-MS-5)
- The total number of each type of atom is conserved, and thus the mass does not change. (PS1-MS-5)
- Some chemical reactions release energy, others store energy. (PS1-MS-6)

**PS3A: Definitions of Energy**

- The term "heat" as used in everyday language refers both to thermal energy (the motion of atoms or molecules with in a substance) and the transfer of that thermal energy from one object to another. In science, heat is used only for this second meaning; it refers to the energy transferred due to the temperature difference between two objects. (PS1-MS-4)
- The temperature of a system is proportional to the average internal kinetic energy and potential energy per atom or molecule (whichever is the appropriate building block for the system's material). The details of that relationship depend on the type of atom or molecule and the interactions among the atoms in the material. Temperature is not a direct measure of a system's total thermal energy. The total thermal energy (sometimes called total internal energy) of a system depends jointly on the temperature, the total number of atoms in the system, and the state of the material. (PS1-MS-6)

**ETS1.B Developing Possible Solutions**

- A solution needs to be tested, and then modified on the basis

**Cause and Effect**

Cause and effect relationships may be used to predict phenomena in natural or designed systems. (PS1-MS-4)

**Scale, Proportion, and Quantity**

Time, space and energy phenomena can be observed at various scales using models to study systems that are too large or too small. (PS1-MS-1)

**Energy and Matter**

Matter is conserved because atoms are conserved in physical and chemical processes. (PS1-MS-5)

The transfer of energy can be tracked as energy flows through a designed or natural system. (PS1-MS-3)

*Connections to Engineering, Technology, and Application of Science*

**Interdependence of Science, Engineering, and Technology**

Engineering advances have led to important discoveries in virtually every field of science, and scientific discoveries have led to the development of entire industries and engineered systems. (PS1-MS-3)

**Influence of Science, Engineering, and Technology on Society and the Natural World**

The uses of technology and any limitations on their use are driven by individual and societal needs, desires, and values; and by differences in such factors as climate, natural resources, and economic conditions. Thus technology use varies from region to region and over time. (PS1-MS-3)



explanations (PS1-MS-2)  <b>Science Models, Laws, Mechanisms, and Theories Explain Natural Phenomena</b> Laws are regularities or mathematical descriptions of natural phenomena (PS1-MS-5)	of the test results in order to improve it. (PS1-MS-6) <ul style="list-style-type: none"> <li>The iterative process of testing the most promising solutions and modifying what is proposed on the basis of the test results leads to greater refinement and ultimately to an optimal solution. (PS1-MS-6)</li> </ul>	
--	---	--

<b>Idaho Common Core Connections</b>	
<b>ELA/Literacy</b> <i><b>RST.6-8.1</b> Cite specific textual evidence to support analysis of science and technical texts, attending to the precise details of explanations or descriptions (PS1-MS-2), (PS1-MS-3)</i> <i><b>RST.6-8.3</b> Follow precisely a multistep procedure when carrying out experiments, taking measurements, or performing technical tasks. (PS1-MS-6)</i> <i><b>RST.6-8.7</b> Integrate quantitative or technical information expressed in words in a text with a version of that information expressed visually (e.g., in a flowchart, diagram, model, graph, or table). (PS1-MS-1), (PS1-MS-2), (PS1-MS-4), (PS1-MS-5)</i> <i><b>WHST.6-8.7</b> Conduct short research projects to answer a question (including a self-generated question), drawing on several sources and generating additional related, focused questions that allow for multiple avenues of exploration. (PS1-MS-6)</i> <i><b>WHST.6-8.8</b> Gather relevant information from multiple print and digital sources, using search terms effectively; assess the credibility and accuracy of each source; and quote or paraphrase the data and conclusions of others while avoiding plagiarism and following a standard format for citation. (PS1-MS-3)</i>	<b>Mathematics</b> <i><b>MP.2</b> Reason abstractly and quantitatively. (PS1-MS-1), (PS1-MS-2), (PS1-MS-5)</i> <i><b>MP.4</b> Model with mathematics. (PS1-MS-1), (PS1-MS-5)</i> <i><b>6.RP.A.3</b> Use ratio and rate reasoning to solve real-world and mathematical problems. (PS1-MS-1), (PS1-MS-2), (PS1-MS-5)</i> <i><b>6.NS.C.5</b> Understand that positive and negative numbers are used together to describe quantities having opposite directions or values (e.g., temperature above/below zero, elevation above/below sea level, credits/debits, positive/negative electric charge); use positive and negative numbers to represent quantities in real-world contexts, explaining the meaning of 0 in each situation. (PS1-MS-4)</i> <i><b>8.EE.A.3</b> Use numbers expressed in the form of a single digit times an integer power of 10 to estimate very large or very small quantities, and to express how many times as much one is than the other. (PS1-MS-1)</i> <i><b>6.SP.B.4</b> Display numerical data in plots on a number line, including dot plots, histograms, and box plots. (PS1-MS-2)</i> <i><b>6.SP.B.5</b> Summarize numerical data sets in relation to their context (PS1-MS-2)</i>

## PS2-MS Motion and Stability: Forces and Interactions

<b>Performance Expectations (PE)</b>
Students who demonstrate understanding can:
<p><b>PS2-MS-1. Apply Newton’s Third Law to design a solution to a problem involving the motion of two colliding objects.</b></p> <ul style="list-style-type: none"> <li>Clarification Statement: Examples of practical problems could include the impact of collisions between two cars, between a car and stationary objects, and between a meteor and a space vehicle.</li> <li>Assessment Boundary: Assessment is limited to vertical or horizontal interactions in one dimension.</li> </ul>
<p><b>PS2-MS-2. Plan an investigation to provide evidence that the change in an object’s motion depends on the sum of the forces on the object and the mass of the object.</b></p> <ul style="list-style-type: none"> <li>Clarification Statement: <b>Emphasis is on balanced (Newton’s First Law) and unbalanced forces in a system, qualitative comparisons of forces, mass and changes in motion (Newton’s Second Law), frame of reference, and specification of units.</b></li> <li>Assessment Boundary: Assessment is limited to forces and changes in motion in one-dimension in an inertial reference frame and to change in one variable at a time. Assessment does not include the use of trigonometry.</li> </ul>
<p><b>PS2-MS-3. Ask questions about data to determine the factors that affect the strength of electric and magnetic forces.</b></p> <ul style="list-style-type: none"> <li>Clarification Statement: Examples of devices that use electric and magnetic forces could include electromagnets, electric motors, or generators. Examples of data could include the effect of the number of turns of wire on the strength of an electromagnet, or the effect of increasing the number or strength of magnets on the speed of an electric motor.</li> <li>Assessment Boundary: Assessment about questions that require quantitative answers is limited to proportional reasoning and algebraic thinking.</li> </ul>
<p><b>PS2-MS-4. Construct and present arguments using evidence to support the claim that gravitational interactions are attractive and depend on the masses of interacting objects.</b></p> <ul style="list-style-type: none"> <li>Clarification Statement: Examples of evidence for arguments could include data generated from simulations or digital tools; and charts displaying mass, strength of interaction, distance from the Sun, and orbital periods of objects within the solar system.</li> <li>Assessment Boundary: <b>Assessment does not include Newton’s Law of Gravitation or Kepler’s Laws.</b></li> </ul>
<p><b>PS2-MS-5. Conduct an investigation and evaluate the experimental design to provide evidence that fields exist between objects exerting forces on each other even though the objects are not in contact.</b></p>

<ul style="list-style-type: none"> <li>Clarification Statement: Examples of this phenomenon could include the interactions of magnets, electrically-charged strips of tape, and electrically-charged pith balls. Examples of investigations could include first-hand experiences or simulations.</li> <li>Assessment Boundary: Assessment is limited to electric and magnetic fields, and limited to qualitative evidence for the existence of fields.</li> </ul>		
<b>Science and Engineering Practices (SEP)</b>	<b>Disciplinary Core Ideas (DCI)</b>	<b>Crosscutting Concepts (CCC)</b>
<p><b>Asking Questions and Defining Problems</b> Asking questions and defining problems in 6-8 builds from K-5 experiences and progresses to specifying relationships between variables, and clarifying arguments and models.</p> <ul style="list-style-type: none"> <li>Ask questions that can be investigated within the scope of the classroom, outdoor environment, and museums and other public facilities with available resources and, when appropriate, frame a hypothesis based on observations and scientific principles (PS2-MS-3)</li> </ul> <p><b>Planning and Carrying Out Investigations</b> Planning and carrying out investigations to answer questions or test solutions to problems in 6-8 builds on K-5 experiences and progresses to include investigations that use <u>multiple variables</u> and provides evidence to support explanations or design solutions.</p> <ul style="list-style-type: none"> <li>Plan an investigation individually and collaboratively, and in the design: identify independent and dependent variables and controls, what tools are needed to do the gathering, how measurements will be recorded, and how many data are needed to support a claim (PS2-MS-2)</li> <li>Conduct an investigation and evaluate the experimental design to produce data to serve as the basis for evidence that can meet the goals of the investigation (PS2-MS-1)</li> </ul> <p><b>Constructing Explanations and Designing Solutions</b> Constructing explanations and designing solutions in 6-8 builds on K-5 experiences and progresses to include constructing explanations and designing solutions supported by multiple sources of evidence consistent with scientific knowledge, principles, and theories.</p>	<p><b>PS2.A: Forces and Motion</b></p> <ul style="list-style-type: none"> <li>For any pair of interacting objects, the force exerted by the first object on the second object is equal in strength to the force that the second object exerts on the first, but in the opposite direction (<b>Newton’s third law</b>). (PS2-MS-1)</li> <li>The motion of an object is determined by the sum of the forces acting on it: if the total force on the object is not zero, its motion will change. The greater the mass of the object, the greater the force needed to achieve the same change in motion. For any given object, a larger force causes a larger change in motion. (PS2-MS-2)</li> <li>All positions of objects and the directions of forces and motions must be described in an arbitrarily chosen reference frame and arbitrarily chosen units of size. In order to share information with other people, these choices must also be shared. (PS2-MS-2)</li> </ul> <p><b>PS2.B: Types of Interactions</b></p> <ul style="list-style-type: none"> <li>Electric and magnetic (electromagnetic) forces can be attractive or repulsive, and their sizes depend on the magnitudes of the charges, currents, or magnetic strengths involved and on the distances between the interacting objects. (PS2-MS-3)</li> <li>Gravitational forces are always attractive. There is a gravitational force between any two masses, but it is very small except when one or both of the objects have large mass—e.g., Earth and the sun. (PS2-MS-4)</li> <li>Forces that act at a distance (electric, magnetic, and gravitational) can be explained by fields that extend through space and can be mapped by their effect on a test object (a charged object, or a ball, respectively). (PS2-MS-5)</li> </ul>	<p><b>Cause and Effect</b> Cause and effect relationships may be used to predict phenomena in natural or designed systems. (PS2-MS-3, PS2-MS-5)</p> <p><b>Systems and System Models</b> Models can be used to represent systems and their interactions—such as inputs, processes and outputs—and energy and matter flows within systems. (PS2-MS-1, PS2-MS-4)</p> <p><b>Stability and Change</b> Explanations of stability and change in natural or designed systems can be constructed by examining the changes over time and forces at different scales. (PS2-MS-2)</p> <p style="text-align: center;"><b><i>Connections to Engineering, Technology, and Applications of Science</i></b></p> <p><b>Influence of Science, Engineering, and Technology on Society and the Natural World</b> The uses of technologies and any limitations on their use are driven by individual or societal needs, desires, and values; by the findings of scientific research; and by differences in such factors as climate, natural resources, and economic conditions. (PS2-MS-1)</p>

<ul style="list-style-type: none"> <li>Apply scientific ideas or principles to design an object, tool, process or system (PS2-MS-1)</li> </ul> <p><b>Engaging in Argument from Evidence</b> Engaging in argument from evidence in 6–8 builds from K–5 experiences and progresses to constructing a convincing argument that supports or refutes claims for either explanations or solutions about the natural and designed world.</p> <ul style="list-style-type: none"> <li>Construct and present oral and written arguments supported by empirical evidence and scientific reasoning to support or refute an explanation or a model for a phenomenon or a solution to a problem. (PS2-MS-4)</li> </ul> <p><b>Connections to Nature of Science</b></p> <p><b>Scientific Knowledge is Based on Empirical Evidence</b> Science knowledge is based upon logical and conceptual connections between evidence and explanations (PS2-MS-2, PS2-MS-4)</p>		
---	--	--

Idaho Common Core Connections	
<p><b>ELA/Literacy</b></p> <p><b>RST.6-8.1</b> Cite specific textual evidence to support analysis of science and technical texts, attending to the precise details of explanations or descriptions (PS2-MS-1), (PS2-MS-3)</p> <p><b>RST.6-8.3</b> Follow precisely a multistep procedure when carrying out experiments, taking measurements, or performing technical tasks. (PS2-MS-1), (PS2-MS-2), (PS2-MS-5)</p> <p><b>WHST.6-8.1</b> Write arguments focused on discipline-specific content. (PS2-MS-4)</p> <p><b>WHST.6-8.7</b> Conduct short research projects to answer a question (including a self-generated question), drawing on several sources and generating additional related, focused questions that allow for multiple avenues of exploration. (PS2-MS-1), (PS2-MS-2), (PS2-MS-5)</p>	<p><b>Mathematics</b></p> <p><b>MP.2</b> Reason abstractly and quantitatively. (PS2-MS-1), (PS2-MS-2), (PS2-MS-3)</p> <p><b>6.NS.C.5</b> Understand that positive and negative numbers are used together to describe quantities having opposite directions or values; use positive and negative numbers to represent quantities in real-world contexts, explaining the meaning of 0 in each situation. (PS2-MS-1)</p> <p><b>6.EE.A.2</b> Write, read, and evaluate expressions in which letters stand for numbers. (PS2-MS-1), (PS2-MS-2)</p> <p><b>7.EE.B.3</b> Solve multi-step real-life and mathematical problems posed with positive and negative rational numbers in any form, using tools strategically. Apply properties of operations to calculate with numbers in any form; convert between forms as appropriate; and assess the reasonableness of answers using mental computation and estimation strategies. (PS2-MS-1), (PS2-MS-2)</p> <p><b>7.EE.B.4</b> Use variables to represent quantities in a real-world or mathematical problem, and construct simple equations and inequalities to solve problems by reasoning about the quantities. (PS2-MS-1), (PS2-MS-2)</p>

## PS3-MS Energy

Performance Expectations (PE)
<p>Students who demonstrate understanding can:</p> <p><b>PS3-MS-1. Construct and interpret graphical displays of data to describe the relationships of kinetic energy to the mass of an object and to the speed of an object.</b></p> <ul style="list-style-type: none"> <li>Clarification Statement: Emphasis is on descriptive relationships between kinetic energy and mass separately from kinetic energy and speed. Examples could include riding a bicycle at different speeds, rolling different sizes of rocks</li> </ul>

downhill, and getting hit by a wiffle ball versus a tennis ball.

**PS3-MS-2. Develop a model to describe that when the arrangement of objects interacting at a distance changes, different amounts of potential energy are stored in the system.**

- Clarification Statement: Emphasis is on relative amounts of potential energy, not on calculations of potential energy. Examples of objects within systems interacting at varying distances could include: the Earth and either a roller coaster cart at varying positions on a hill or objects at varying heights on shelves, changing the direction/orientation of a magnet, and a balloon with static electrical charge being brought closer to a classmate's hair. Examples of models could include representations, diagrams, pictures, and written descriptions of systems.
- Assessment Boundary: Assessment is limited to two objects and electric, magnetic, and gravitational interactions.

**PS3-MS-3. Apply scientific principles to design, construct, and test a device that either minimizes or maximizes thermal energy transfer.**

- Clarification Statement: Examples of devices could include an insulated box, a solar cooker, and a Styrofoam cup.
- Assessment Boundary: Assessment does not include calculating the total amount of thermal energy transferred.

**PS3-MS-4. Plan an investigation to determine the relationships among the energy transferred, the type of matter, the mass, and the change in the average kinetic energy of the particles as measured by the temperature of the sample.**

- Clarification Statement: Examples of experiments could include comparing final water temperatures after different masses of ice melted in the same volume of water with the same initial temperature, the temperature change of samples of different materials with the same mass as they cool or heat in the environment, or the same material with different masses when a specific amount of energy is added.
- Assessment Boundary: Assessment does not include calculating the total amount of thermal energy transferred.

**PS3-MS-5. Construct, use, and present arguments to support the claim that when the kinetic energy of an object changes, energy is transferred to or from the object.**

- Clarification Statement: Examples of empirical evidence used in arguments could include an inventory or other representation of the energy before and after the transfer in the form of temperature changes or motion of object.
- Assessment Boundary: Assessment does not include calculations of energy.

Science and Engineering Practices (SEP)	Disciplinary Core Ideas (DCI)	Crosscutting Concepts (CCC)
<p><b>Developing and Using Models</b> Modeling in 6–8 builds on K–5 and progresses to developing, using and revising models to describe, test, and predict more abstract phenomena and design systems.</p> <ul style="list-style-type: none"> <li>• Develop a model to describe unobservable mechanisms. (PS3-MS-2)</li> </ul> <p><b>Planning and Carrying Out Investigations</b> Planning and carrying out investigations to answer questions or test solutions to problems in 6–8 builds on K–5 experiences and progresses to include investigations that use multiple variables and provide evidence to support explanations or design solutions.</p> <ul style="list-style-type: none"> <li>• Plan an investigation individually and collaboratively, and in the design: identify independent and dependent variables and controls, what tools are needed to do the gathering, how measurements will be recorded, and how many data are needed to support a claim. (PS3-MS-4)</li> </ul> <p><b>Analyzing and Interpreting Data</b></p>	<p><b>PS3.A: Definitions of Energy</b></p> <ul style="list-style-type: none"> <li>• Motion energy is properly called kinetic energy; it is proportional to the mass of the moving object and grows with the square of its speed. (PS3-MS-1)</li> <li>• A system of objects may also contain stored (potential) energy, depending on their relative positions. (PS3-MS-2)</li> <li>• Temperature is a measure of the average kinetic energy of particles of matter. The relationship between the temperature and the total energy of a system depends on the types, states, and amounts of matter present. (PS3-MS-3, PS3-MS-4)</li> </ul> <p><b>PS3.B: Conservation of Energy and Energy Transfer</b></p> <ul style="list-style-type: none"> <li>• When the motion energy of an object changes, there is inevitably some other change in energy at the same time. (PS3-MS-5)</li> <li>• The amount of energy transfer needed to change the temperature of a matter sample by a given amount depends on the nature of the matter, the size of the sample, and the environment. (PS3-MS-4)</li> <li>• Energy is spontaneously transferred out of hotter regions or objects and into colder ones. (PS3-MS-3)</li> </ul>	<p><b>Scale, Proportion, and Quantity</b> Proportional relationships (e.g. speed as the ratio of distance traveled to time taken) among different types of quantities provide information about the magnitude of properties and processes. (PS3-MS-1, PS3-MS-4)</p> <p><b>Systems and System Models</b> Models can be used to represent systems and their interactions – such as inputs, processes, and outputs – and energy and matter flows within systems. (PS3-MS-2)</p> <p><b>Energy and Matter</b> Energy may take different forms (e.g. energy in fields, thermal energy, energy of motion). (PS3-MS-5) The transfer of energy can be tracked as energy flows through a designed or natural system. (PS3-MS-3)</p>

Analyzing data in 6–8 builds on K–5 and progresses to extending quantitative analysis to investigations, distinguishing between correlation and causation, and basic statistical techniques of data and error analysis.

- Construct and interpret graphical displays of data to identify linear and nonlinear relationships. (PS3-MS-1)

**Constructing Explanations and Designing Solutions**

Constructing explanations and designing solutions in 6–8 builds on K–5 experiences and progresses to include constructing explanations and designing solutions supported by multiple sources of evidence consistent with scientific ideas, principles, and theories.

- Apply scientific ideas or principles to design, construct, and test a design of an object, tool, process or system. (PS3-MS-3)

**Engaging in Argument from Evidence**

Engaging in argument from evidence in 6–8 builds on K–5 experiences and progresses to constructing a convincing argument that supports or refutes claims for either explanations or solutions about the natural and designed worlds.

- Construct, use, and present oral and written arguments supported by empirical evidence and scientific reasoning to support or refute an explanation or a model for a phenomenon. (PS3-MS-5)

**Connections to Nature of Science**

**Scientific Knowledge is Based on Empirical Evidence**

Science knowledge is based upon logical and conceptual connections between evidence and explanations (PS3-MS-4, PS3-MS-5)

**PS3.C: Relationship Between Energy and Forces**

- When two objects interact, each one exerts a force on the other that can cause energy to be transferred to or from the object. (PS3-MS-2)

**ETS1.A: Defining and Delimiting an Engineering Problem**

The more precisely a design task’s criteria and constraints can be defined, the more likely it is that the designed solution will be successful. Specification of constraints includes consideration of scientific principles and other relevant knowledge that is likely to limit possible solutions. (PS3-MS-3)

**ETS1.B: Developing Possible Solutions**

A solution needs to be tested, and then modified on the basis of the test results in order to improve it. There are systematic processes for evaluating solutions with respect to how well they meet criteria and constraints of a problem. (PS3-MS-3)

**Idaho Common Core Connections**

**ELA/Literacy**

**RST.6-8.1** Cite specific textual evidence to support analysis of science and technical texts, attending to the precise details of explanations or descriptions (PS3-MS-1), (PS3-MS-5)

**RST.6-8.3** Follow precisely a multistep procedure when carrying out experiments, taking measurements, or performing technical tasks. (PS3-MS-3), (PS3-MS-4)

**RST.6-8.7** Integrate quantitative or technical information expressed in words in a text with a version of that information expressed visually (e.g., in a flowchart, diagram, model, graph, or table). (PS3-MS-1)

**WHST.6-8.1** Write arguments focused on discipline content. (PS3-MS-5)

**Mathematics**

**MP.2** Reason abstractly and quantitatively. (PS3-MS-1), (PS3-MS-4), (PS3-MS-5)

**6.RP.A.1** Understand the concept of ratio and use ratio language to describe a ratio relationship between two quantities. (PS3-MS-1), (PS3-MS-5)

**6.RP.A.2** Understand the concept of a unit rate  $a/b$  associated with a ratio  $a:b$  with  $b \neq 0$ , and use rate language in the context of a ratio relationship. (PS3-MS-1)

**7.RP.A.2** Recognize and represent proportional relationships between quantities. (PS3-MS-1), (PS3-MS-5)

**8.EE.A.1** Know and apply the properties of integer exponents to generate equivalent numerical expressions.

<p><b>WHST.6-8.7</b> Conduct short research projects to answer a question (including a self-generated question), drawing on several sources and generating additional related, focused questions that allow for multiple avenues of exploration. (PS3-MS-3), (PS3-MS-4)</p> <p><b>SL.8.5</b> Integrate multimedia and visual displays into presentations to clarify information, strengthen claims and evidence, and add interest. (PS3-MS-2)</p>	<p>(PS3-MS-1)</p> <p><b>8.EE.A.2</b> Use square root and cube root symbols to represent solutions to equations of the form <math>x^2 = p</math> and <math>x^3 = p</math>, where <math>p</math> is a positive rational number. Evaluate square roots of small perfect squares and cube roots of small perfect cubes. <b>Know that <math>\sqrt{2}</math> is irrational.</b> (PS3-MS-1)</p> <p><b>8.F.A.3</b> Interpret the equation <math>y = mx + b</math> as defining a linear function, whose graph is a straight line; give examples of functions that are not linear. (PS3-MS-1), (PS3-MS-5)</p> <p><b>6.SP.B.5</b> Summarize numerical data sets in relation to their context. (PS3-MS-4)</p>
---	---

## PS4-MS Waves

Performance Expectations (PE)		
Students who demonstrate understanding can:		
<p><b>PS4-MS-1. Use mathematical representations to describe a simple model for waves that includes how the amplitude of a wave is related to the energy in a wave.</b></p> <ul style="list-style-type: none"> <li>• Clarification Statement: Emphasis is on describing waves with both qualitative and quantitative thinking.</li> <li>• Assessment Boundary: Assessment does not include electromagnetic waves and is limited to standard repeating waves.</li> </ul> <p><b>PS4-MS-2. Develop and use a model to describe that waves are reflected, absorbed, or transmitted through various materials.</b></p> <ul style="list-style-type: none"> <li>• Clarification Statement: Emphasis is on both light and mechanical waves. Examples of models could include drawings, simulations, and written descriptions.</li> <li>• Assessment Boundary: Assessment is limited to qualitative applications pertaining to light and mechanical waves.</li> </ul> <p><b>PS4-MS-3. Integrate qualitative scientific and technical information to support the claim that digitized signals are a more reliable way to encode and transmit information than analog signals.</b></p> <ul style="list-style-type: none"> <li>• Clarification Statement: Emphasis is on a basic understanding that waves can be used for communication purposes. Examples could include using fiber optic cable to transmit light pulses, radio wave pulses in WIFI devices, and conversion of stored binary patterns to make sound or text on a computer screen.</li> <li>• Assessment Boundary: Assessment does not include binary counting. Assessment does not include the specific mechanism of any given device.</li> </ul>		
Science and Engineering Practices (SEP)	Disciplinary Core Ideas (DCI)	Crosscutting Concepts (CCC)
<p><b>Developing and Using Models</b> Modeling in 6–8 builds on K–5 and progresses to developing, using, and revising models to describe, test, and predict more abstract phenomena and design systems.</p> <ul style="list-style-type: none"> <li>• Develop and use a model to describe phenomena. (PS4-MS-2)</li> </ul> <p><b>Using Mathematics and Computational Thinking</b> Mathematical and computational thinking at the 6–8 level builds on K–5 and progresses to identifying patterns in large data sets and using mathematical concepts to support explanations and arguments.</p>	<p><b>PS4.A: Wave Properties</b></p> <ul style="list-style-type: none"> <li>• A simple wave has a repeating pattern with a specific wavelength, frequency, and amplitude. (PS4-MS-1)</li> <li>• A sound wave needs a medium through which it is transmitted. (PS4-MS-2)</li> </ul> <p><b>PS4.B: Electromagnetic Radiation</b></p> <ul style="list-style-type: none"> <li>• When light shines on an object, it is reflected, absorbed, or transmitted through the object, depending on the object's material and the frequency (color) of the light. (PS4-MS-2)</li> <li>• The path that light travels can be traced as straight lines, except at surfaces between different transparent materials (e.g., air and water, air and glass) where the light path bends. (PS4-MS-2)</li> </ul>	<p><b>Patterns</b> Graphs and charts can be used to identify patterns in data. (PS4-MS-1)</p> <p><b>Structure and Function</b> Structures can be designed to serve particular functions by taking into account properties of different materials, and how materials can be shaped and used. (PS4-MS-2) Structures can be designed to serve particular functions. (PS4-MS-3)</p> <p style="text-align: right;"><b>Connections to Engineering,</b></p>

<ul style="list-style-type: none"> <li>Use mathematical representations to describe and/or support scientific conclusions and design solutions. (PS4-MS-1)</li> </ul> <p><b>Obtaining, Evaluating, and Communicating Information</b></p> <p>Obtaining, evaluating, and communicating information in 6-8 builds on K-5 and progresses to evaluating the merit and validity of ideas and methods.</p> <ul style="list-style-type: none"> <li>Integrate qualitative scientific and technical information in written text with that contained in media and visual displays to clarify claims and findings. (PS4-MS-3)</li> </ul> <p style="text-align: center;"><b>Connections to Nature of Science</b></p> <p><b>Scientific Knowledge is Based on Empirical Evidence</b></p> <p>Science knowledge is based upon logical and conceptual connections between evidence and explanations. (PS4-MS-1)</p>	<ul style="list-style-type: none"> <li>A wave model of light is useful for explaining brightness, color, and the frequency-dependent bending of light at a surface between media. (PS4-MS-2)</li> <li>However, because light can travel through space, it cannot be a matter wave, like sound or water waves. (PS4-MS-2)</li> </ul> <p><b>PS4.C: Information Technologies and Instrumentation</b></p> <ul style="list-style-type: none"> <li>Digitized signals (sent as wave pulses) are a more reliable way to encode and transmit information. (PS4-MS-3)</li> </ul>	<p style="text-align: center;"><b>Technology, and Applications of Science</b></p> <p><b>Influence of Science, Engineering, and Technology on Society and the Natural World</b></p> <p>Technologies extend the measurement, exploration, modeling, and computational capacity of scientific investigations. (PS4-MS-3)</p> <p style="text-align: center;"><b>Connections to Nature of Science</b></p> <p><b>Science is a Human Endeavor</b></p> <p>Advances in technology influence the progress of science and science has influenced advances in technology. (PS4-MS-3)</p>
---	--	--

<b>Idaho Common Core Connections</b>	
<p><b>ELA/Literacy</b></p> <p><b>RST.6-8.1</b> Cite specific textual evidence to support analysis of science and technical texts. (PS4-MS-3)</p> <p><b>RST.6-8.2</b> Determine the central ideas or conclusions of a text; provide an accurate summary of the text distinct from prior knowledge or opinions. (PS4-MS-3)</p> <p><b>RST.6-8.9</b> Compare and contrast the information gained from experiments, simulations, video, or multimedia sources with that gained from reading a text on the same topic. (PS4-MS-3)</p> <p><b>WHST.6-8.9</b> Draw evidence from informational texts to support analysis, reflection, and research. (PS4-MS-3)</p> <p><b>SL.8.5</b> Integrate multimedia and visual displays into presentations to clarify information, strengthen claims and evidence, and add interest. (PS4-MS-1), (PS4-MS-2)</p>	<p><b>Mathematics</b></p> <p><b>MP.2</b> Reason abstractly and quantitatively. (PS4-MS-1)</p> <p><b>MP.4</b> Model with mathematics. (PS4-MS-1)</p> <p><b>6.RP.A.1</b> Understand the concept of a ratio and use ratio language to describe a ratio relationship between two quantities. (PS4-MS-1)</p> <p><b>6.RP.A.3</b> Use ratio and rate reasoning to solve real-world and mathematical problems. (PS4-MS-1)</p> <p><b>7.RP.A.2</b> Recognize and represent proportional relationships between quantities. (PS4-MS-1)</p> <p><b>8.F.A.3</b> Interpret the equation <math>y = mx + b</math> as defining a linear function, whose graph is a straight line; give examples of functions that are not linear. (PS4-MS-1)</p>

## LS: Life Sciences

### LS1-MS Molecules to Organisms: Structure and Processes

Performance Expectations (PE)		
Students who demonstrate understanding can:		
<p><b>MS-LS1-1. Conduct an investigation to provide evidence that living things are made of cells; either one cell or many different numbers and types of cells.</b></p> <ul style="list-style-type: none"> <li>Clarification Statement: Emphasis is on developing evidence that living things are made of cells, distinguishing between living and non-living cells, and understanding that living things may be made of one cell or many and varied cells.</li> </ul>		
<p><b>MS-LS1-2. Develop and use a model to describe the function of a cell as a whole and ways parts of cells contribute to the function.</b></p> <ul style="list-style-type: none"> <li>Clarification Statement: Emphasis is on the cell functioning as a whole system and the primary role of identified parts of the cell, specifically the nucleus, chloroplasts, mitochondria, cell membrane, and cell wall. These are visible with a light microscope.</li> <li>Content Limit: Assessment of organelle structure/function relationships is limited to the cell wall and cell membrane. Assessment of the function of the other organelles is limited to their relationship to the whole cell. Assessment does not include the biochemical function of cells or cell parts.</li> </ul>		
<p><b>MS-LS1-3. Use argument supported by evidence for how a living organism is a system of interacting subsystems composed of groups of cells.</b></p> <ul style="list-style-type: none"> <li>Clarification Statement: Emphasis is on the conceptual understanding that cells form tissues and tissues form organs specialized for particular body functions. Examples could include the interaction of subsystems within a system and the normal functioning of those systems.</li> <li>Assessment Boundary: Assessment does not include the mechanism of one body system independent of others. Assessment is not focused on human body systems.</li> </ul>		
<p><b>MS-LS1-4. Construct a scientific argument based on evidence to defend a claim of life for a specific object or organism.</b></p> <ul style="list-style-type: none"> <li>Clarification Statement: Examples should include both biotic and abiotic items, and should be defended using accepted characteristics of life.</li> <li>Assessment Boundary: Assessment does not include viruses, or other disputed examples.</li> </ul>		
<p><b>MS-LS1-5. Construct a scientific explanation based on evidence for the role of photosynthesis in the cycling of matter and flow of energy into and out of organisms.</b></p> <ul style="list-style-type: none"> <li>Clarification Statement: Emphasis is on tracing movement of matter and flow of energy.</li> <li>Assessment Boundary: Assessment does not include the biochemical mechanisms of photosynthesis.</li> </ul>		
<p><b>MS-LS1-6. Develop a model to describe how food is rearranged through chemical reactions forming new molecules that support growth and/or release energy as this matter moves through an organism.</b></p> <ul style="list-style-type: none"> <li>Clarification Statement: Emphasis is on describing that molecules are broken apart and put back together and that in this process, energy is released. Also understanding that the elements in the products are the same as the elements in the reactants.</li> <li>Content Limit: Assessment does not include details of the chemical reactions for photosynthesis or respiration.</li> </ul>		
Science and Engineering Practices (SEP)	Disciplinary Core Ideas (DCI)	Crosscutting Concepts (CCC)
<p><b>Developing and Using Models</b> Modeling in 6–8 builds on K–5 experiences and progresses to developing, using, and revising models to describe, test, and predict more abstract phenomena and design systems.</p> <ul style="list-style-type: none"> <li>Develop and use a model to describe phenomena. (LS1-MS-2)</li> <li>Develop a model to describe unobservable mechanisms. (LS1-MS-6)</li> </ul>	<p><b>LS1.A: Structure and Function</b></p> <ul style="list-style-type: none"> <li>All living things are made up of cells, which is the smallest unit that can be said to be alive. An organism may consist of one single cell (unicellular) or many different numbers and types of cells (multicellular). (LS1-MS-1)</li> <li>Within cells, special structures are responsible for particular functions, and the cell membrane forms the boundary that controls what enters and leaves the cell. (LS1-MS-2)</li> <li>In multicellular organisms, the body is a system of multiple</li> </ul>	<p><b>Scale, Proportion, and Quantity</b> Phenomena that can be observed at one scale may not be observable at another scale. (LS1-MS-1)</p> <p><b>Systems and System Models</b> Systems may interact with other systems; they may have sub-systems and be a part of larger complex systems. (LS1-MS-3)</p> <p><b>Energy and Matter</b></p>



**Planning and Carrying Out Investigations**

Planning and carrying out investigations in 6-8 builds on K-5 experiences and progresses to include investigations that use multiple variables and provide evidence to support explanations or solutions.

- Conduct an investigation to produce data to serve as the basis for evidence that meet the goals of an investigation. (LS1-MS-1)

**Constructing Explanations and Designing Solutions**

Constructing explanations and designing solutions in 6–8 builds on K–5 experiences and progresses to include constructing explanations and designing solutions supported by multiple sources of evidence consistent with scientific knowledge, principles, and theories.

- Construct a scientific explanation based on valid and reliable evidence obtained from sources (including the **students’ own** experiments) and the assumption that theories and laws that describe the natural world operate today as they did in the past and will continue to do so in the future. (LS1-MS-5)

**Engaging in Argument from Evidence**

Engaging in argument from evidence in 6–8 builds on K–5 experiences and progresses to constructing a convincing argument that supports or refutes claims for either explanations or solutions about the natural and designed world(s).

- Use an oral and written argument supported by evidence to support or refute an explanation or a model for a phenomenon. (LS1-MS-3)
- Use an oral and written argument supported by empirical evidence and scientific reasoning to support or refute an explanation or a model for a phenomenon or a solution to a problem. (LS1-MS-4)

***Connections to Nature of Science***

**Scientific Knowledge is Based on Empirical**

interacting subsystems. These subsystems are groups of cells that work together to form tissues and organs that are specialized for particular body functions. (LS1-MS-3)

**LS1.B: Characteristics of Living Things**

- Organisms reproduce, either sexually or asexually, and transfer their genetic information to their offspring. (LS1-MS-4)
- Living things share certain characteristics. (These include response to environment, reproduction, energy use, growth and development, life cycles, made of cells, etc.) (LS1-MS-4)

**LS1.C: Organization for Matter and Energy Flow in Organisms**

- Plants, algae (including phytoplankton), and many microorganisms use the energy from light to make sugars (food) from carbon dioxide from the atmosphere and water through the process of photosynthesis, which also releases oxygen. These sugars can be used immediately or stored for growth or later use. (LS1-MS-5)
- Within individual organisms, food moves through a series of chemical reactions (cellular respiration) in which it is broken down and rearranged to form new molecules, to support growth, or to release energy. (LS1-MS-6)

Matter is conserved because atoms are conserved in physical and chemical processes. (LS1-MS-6)

Within a natural system, the transfer of energy drives the motion and/or cycling of matter. (MS-LS1-5)

**Structure and Function**

Complex and microscopic structures and systems can be visualized, modeled, and used to describe how their function depends on the relationships among its parts, therefore complex natural structures/systems can be analyzed to determine how they function. (LS1-MS-2)

***Connections to Engineering, Technology, and Applications of Science***

**Interdependence of Science, Engineering, and Technology**

Engineering advances have led to important discoveries in virtually every field of science, and scientific discoveries have led to the development of entire industries and engineered systems. (LS1-MS-1)

***Connections to Nature of Science***

**Science is a Human Endeavor**

Scientists and engineers are guided by habits of mind such as intellectual honesty, tolerance of ambiguity, skepticism, and openness to new ideas. (LS1-MS-3)

<b>Evidence</b> Science knowledge is based upon logical connections between evidence and explanations. (LS1-MS-5)		
<b>Idaho Common Core Connections</b>		
<b>ELA/Literacy</b> <b>RST.6-8.1</b> Cite specific textual evidence to support analysis of science and technical texts. (LS1-MS-3), (LS1-MS-4), (LS1-MS-5) <b>RST.6-8.2</b> Determine the central ideas or conclusions of a text; provide an accurate summary of the text distinct from prior knowledge or opinions. (LS1-MS-5) <b>RI.6.8</b> Trace and evaluate the argument and specific claims in a text, distinguishing claims that are supported by reasons and evidence from claims that are not. (LS1-MS-3), (LS1-MS-4) <b>WHST.6-8.1</b> Write arguments focused on discipline content. (LS1-MS-3), (LS1-MS-4) <b>WHST.6-8.2</b> Write informative/explanatory texts to examine a topic and convey ideas, concepts, and information through the selection, organization, and analysis of relevant content. (LS1-MS-5) <b>WHST.6-8.7</b> Conduct short research projects to answer a question (including a self-generated question), drawing on several sources and generating additional related, focused questions that allow for multiple avenues of exploration. (LS1-MS-1) <b>WHST.6-8.9</b> Draw evidence from informational texts to support analysis, reflection, and research. (LS1-MS-5) <b>SL.8.5</b> Integrate multimedia and visual displays into presentations to clarify information, strengthen claims and evidence, and add interest. (LS1-MS-2), (LS1-MS-6)	<b>Mathematics</b> <b>6.EE.C.9</b> Use variables to represent two quantities in a real-world problem that change in relationship to one another; write an equation to express one quantity, thought of as the dependent variable, in terms of the other quantity, thought of as the independent variable. Analyze the relationship between the dependent and independent variables using graphs and tables, and relate these to the equation. (LS1-MS-1), (LS1-MS-2), (LS1-MS-3), (LS1-MS-5) <b>6.SP.A.2</b> Understand that a set of data collected to answer a statistical question has a distribution which can be described by its center, spread, and overall shape. (LS1-MS-4)	

## LS2-MS Ecosystems: Interactions, Energy, and Dynamics

Performance Expectations (PE)
Students who demonstrate understanding can:
<p><b>LS2-MS-1. Analyze and interpret data to provide evidence for the effects of resource availability on organisms and populations of organisms in an ecosystem.</b></p> <ul style="list-style-type: none"> <li>• Clarification Statement: Emphasis is on cause and effect relationships between resources and growth of individual organisms and the numbers of organisms in ecosystems during periods of abundant and scarce resources.</li> </ul>
<p><b>LS2-MS-2. Construct an explanation that predicts patterns of interactions among organisms across multiple ecosystems.</b></p> <ul style="list-style-type: none"> <li>• Clarification Statement: Emphasis is on predicting consistent patterns of interactions in different ecosystems in terms of the relationships among and between organisms and abiotic components of ecosystems. Examples of types of interactions could include competitive, predatory, and mutually beneficial.</li> </ul>
<p><b>LS2-MS-3. Develop a model to describe the cycling of matter and flow of energy among living and nonliving parts of an ecosystem.</b></p> <ul style="list-style-type: none"> <li>• Clarification Statement: Emphasis is on describing the conservation of matter and flow of energy into and out of various ecosystems, and on defining the boundaries of the system.</li> <li>• Assessment Boundary: Assessment does not include the use of chemical reactions to describe the processes.</li> </ul>
<p><b>LS2-MS-4. Develop a model to describe the flow of energy through the trophic levels of an ecosystem.</b></p> <ul style="list-style-type: none"> <li>• Clarification Statement: Emphasis is on describing the transfer of mass and energy beginning with producers, moving to primary and secondary consumers, and ending with decomposers.</li> <li>• Assessment Boundary: Assessment does not include the use of chemical reactions to describe the processes.</li> </ul>
<p><b>LS2-MS-5. Construct an argument supported by empirical evidence that changes to physical or biological components of an ecosystem affect populations.</b></p> <ul style="list-style-type: none"> <li>• Clarification Statement: Emphasis is on recognizing patterns in data and making warranted inferences about changes in populations, and on evaluating empirical evidence supporting arguments about changes to ecosystems.</li> </ul>
<p><b>LS2-MS-6. Evaluate competing design solutions for maintaining biodiversity and ecosystem services.</b></p> <ul style="list-style-type: none"> <li>• Clarification Statement: Examples of ecosystem services could include water purification, nutrient recycling, and prevention of soil erosion. Examples of design solution constraints could include scientific, economic, and social considerations.</li> </ul>

Science and Engineering Practices (SEP)	Disciplinary Core Ideas (DCI)	Crosscutting Concepts (CCC)
<p><b>Developing and Using Models</b> Modeling in 6–8 builds on K–5 experiences and progresses to developing, using, and revising models to describe, test, and predict more abstract phenomena and design systems.</p> <ul style="list-style-type: none"> <li>Develop a model to describe phenomena. (LS2-MS-3, LS2-MS-4)</li> </ul> <p><b>Analyzing and Interpreting Data</b> Analyzing data in 6–8 builds on K–5 experiences and progresses to extending quantitative analysis to investigations, distinguishing between correlation and causation, and basic statistical techniques of data and error analysis.</p> <ul style="list-style-type: none"> <li>Analyze and interpret data to provide evidence for phenomena. (LS2-MS-1)</li> </ul> <p><b>Constructing Explanations and Designing Solutions</b> Constructing explanations and designing solutions in 6–8 builds on K–5 experiences and progresses to include constructing explanations and designing solutions supported by multiple sources of evidence consistent with scientific ideas, principles, and theories.</p> <ul style="list-style-type: none"> <li>Construct an explanation that includes qualitative or quantitative relationships between variables that predict phenomena. (LS2-MS-2)</li> </ul> <p><b>Engaging in Argument from Evidence</b> Engaging in argument from evidence in 6–8 builds on K–5 experiences and progresses to constructing a convincing argument that supports or refutes claims for either explanations or solutions about the natural and designed world(s).</p> <ul style="list-style-type: none"> <li>Construct an oral and written argument supported by empirical evidence and scientific reasoning to support or refute an explanation or a model for a phenomenon or a solution to a problem. (LS2-MS-5)</li> <li>Evaluate competing design solutions based on jointly developed and agreed-upon design criteria. (LS2-MS-6)</li> </ul>	<p><b>LS2.A: Interdependent Relationships in Ecosystems</b></p> <ul style="list-style-type: none"> <li>Organisms, and populations of organisms, are dependent on their environmental interactions both with other living things and with nonliving factors. (LS2-MS-1)</li> <li>In any ecosystem, organisms and populations with similar requirements for food, water, oxygen, or other resources may compete with each other for limited resources, access to which consequently constrains their growth and reproduction. (LS2-MS-1)</li> <li>Growth of organisms and population increases are limited by access to resources. (LS2-MS-1)</li> <li>Similarly, predatory interactions may reduce the number of organisms or eliminate whole populations of organisms. Mutually beneficial interactions, in contrast, may become so interdependent that each organism requires the other for survival. Although the species involved in these competitive, predatory, and mutually beneficial interactions vary across ecosystems, the patterns of interactions of organisms with their environments, both living and nonliving, are shared. (LS2-MS-2)</li> </ul> <p><b>LS2.B: Cycle of Matter and Energy Transfer in Ecosystems</b></p> <ul style="list-style-type: none"> <li>Food webs are models that demonstrate how matter and energy is transferred between producers, consumers, and decomposers as the three groups interact within an ecosystem. Transfers of matter into and out of the physical environment occur at every level. Decomposers recycle nutrients from dead plant or animal matter back to the soil in terrestrial environments or to the water in aquatic environments. The atoms that make up the organisms in an ecosystem are cycled repeatedly between the living and nonliving parts of the ecosystem. (LS2-MS-3)</li> <li>Food webs can be broken down into multiple energy pyramids. Concepts should include the 10% rule of energy and biomass transfer between trophic levels and the environment. (LS2-MS-4)</li> </ul> <p><b>LS2.C: Ecosystem Dynamics, Functioning, and Resilience</b></p> <ul style="list-style-type: none"> <li>Ecosystems are dynamic in nature; their characteristics can vary over time. Disruptions to any physical or biological component of an ecosystem can lead to shifts in all its populations. (LS2-MS-5)</li> <li><b>Biodiversity describes the variety of species found in Earth’s terrestrial and oceanic ecosystems. The completeness or integrity of an ecosystem’s biodiversity is often used as a</b></li> </ul>	<p><b>Patterns</b> Patterns can be used to identify cause and effect relationships. (LS2-MS-2)</p> <p><b>Cause and Effect</b> Cause and effect relationships may be used to predict phenomena in natural or designed systems. (LS2-MS-1)</p> <p><b>Energy and Matter</b> The transfer of energy can be tracked as energy flows through a natural system. (LS2-MS-3, LS2-MS-4)</p> <p><b>Stability and Change</b> Small changes in one part of a system might cause large changes in another part. (LS2-MS-4, LS2-MS-5, LS2-MS-6)</p> <p><b><i>Connections to Engineering, Technology, and Applications of Science</i></b></p> <p><b>Influence of Science, Engineering, and Technology on Society and the Natural World</b> The use of technologies and any limitations on their use are driven by individual or societal needs, desires, and values; by the findings of scientific research; and by differences in such factors as climate, natural resources, and economic conditions. Thus technology use varies from region to region and over time. (LS2-MS-6)</p> <p><b><i>Connections to Nature of Science</i></b></p> <p><b>Scientific Knowledge Assumes an Order and Consistency in Natural Systems</b> Science assumes that objects and events in natural systems occur in consistent patterns that are understandable through measurement and observation. (LS2-MS-3)</p> <p><b>Science Addresses Questions About the Natural and Material World</b> Scientific knowledge can describe the consequences of actions but does not necessarily prescribe the decisions that society takes. (LS2-</p>

<p><b>Connections to Nature of Science</b></p> <p><b>Scientific Knowledge is Based on Empirical Evidence</b> Science disciplines share common rules of obtaining and evaluating empirical evidence. (LS2-MS-5)</p>	<p>measure of its health. (LS2-MS-6)</p> <p><b>LS4.D: Biodiversity and Humans</b></p> <ul style="list-style-type: none"> <li>Changes in biodiversity can influence humans' resources, such as food, energy, and medicines, as well as ecosystem services that humans rely on—for example, water purification and recycling. (LS2-MS-6)</li> </ul> <p><b>ETS1.B: Developing Possible Solutions</b></p> <ul style="list-style-type: none"> <li>There are systematic processes for evaluating solutions with respect to how well they meet the criteria and constraints of a problem. (LS2-MS-6)</li> </ul>	<p>MS-6)</p>
--	--	--------------

**Idaho Common Core Connections**

<p><b>ELA/Literacy</b></p> <p><b>RST.6-8.1</b> Cite specific textual evidence to support analysis of science and technical texts. (LS2-MS-1),(LS2-MS-2),(LS2-MS-4), (LS2-MS-5)</p> <p><b>RST.6-8.7</b> Integrate quantitative or technical information expressed in words in a text with a version of that information expressed visually (e.g., in a flowchart, diagram, model, graph, or table). (LS2-MS-1), (LS2-MS-4)</p> <p><b>RST.6-8.8</b> Distinguish among facts, reasoned judgment based on research findings, and speculation in a text. (LS2-MS-6)</p> <p><b>RI.8.8</b> Trace and evaluate the argument and specific claims in a text, assessing whether the reasoning is sound and the evidence is relevant and sufficient to support the claims. (LS-MS-5),(LS2-MS-6)</p> <p><b>WHST.6-8.1</b> Write arguments to support claims with clear reasons and relevant evidence. (LS2-MS-5)</p> <p><b>WHST.6-8.2</b> Write informative/explanatory texts to examine a topic and convey ideas, concepts, and information through the selection, organization, and analysis of relevant content. (LS2-MS-2)</p> <p><b>WHST.6-8.9</b> Draw evidence from literary or informational texts to support analysis, reflection, and research. (LS2-MS-2),(LS2-MS-5)</p> <p><b>SL.8.1</b> Engage effectively in a range of collaborative discussions (one-on-one, in groups, and teacher-led) with diverse partners on grade 8 topics, texts, and issues, <b>building on others' ideas and expressing</b> their own clearly. (LS2-MS-2)</p> <p><b>SL.8.4</b> Present claims and findings, emphasizing salient points in a focused, coherent manner with relevant evidence, sound valid reasoning, and well-chosen details; use appropriate eye contact, adequate volume, and clear pronunciation. (LS2-MS-2)</p> <p><b>SL.8.5</b> Include multimedia components and visual displays in presentations to clarify claims and findings and emphasize salient points. (LS2-MS-3), (LS2-MS-4)</p>	<p><b>Mathematics</b></p> <p><b>MP.4</b> Model with mathematics. (LS2-MS-6)</p> <p><b>6.RP.A.3</b> Use ratio and rate reasoning to solve real-world and mathematical problems. (LS2-MS-6)</p> <p><b>6.EE.C.9</b> Use variables to represent two quantities in a real-world problem that change in relationship to one another; write an equation to express one quantity, thought of as the dependent variable, in terms of the other quantity, thought of as the independent variable. Analyze the relationship between the dependent and independent variables using graphs and tables, and relate these to the equation. (LS2-MS-3), (LS2-MS-4)</p> <p><b>6.SP.B.5</b> Summarize numerical data sets in relation to their context. (LS2-MS-2), (LS2-MS-4)</p>
--	--

**LS3-MS Heredity: Inheritance and Variation of Traits**

<p><b>Performance Expectations (PE)</b></p>
<p>Students who demonstrate understanding can:</p> <p><b>LS3-MS-1. Develop and use a model to describe why mutations may result in harmful, beneficial, or neutral effects to the structure and function of the organism.</b></p> <ul style="list-style-type: none"> <li>Clarification Statement: Emphasis is on conceptual understanding that changes in genetic material may result in making different proteins.</li> <li>Assessment Boundary: Assessment does not include specific changes at the molecular level, mechanisms for protein synthesis, or specific types of mutations.</li> </ul> <p><b>LS3-MS-2. Develop and use a model to describe why asexual reproduction results in offspring with identical genetic information and sexual reproduction results in offspring with genetic variation.</b></p> <ul style="list-style-type: none"> <li>Clarification Statement: Emphasis is on using models such as Punnett squares, diagrams, and simulations to describe the cause and effect relationship of gene transmission from parent(s) to offspring and resulting genetic variation.</li> </ul>

Science and Engineering Practices (SEP)	Disciplinary Core Ideas (DCI)	Crosscutting Concepts (CCC)
<p><b>Developing and Using Models</b> Modeling in 6–8 builds on K–5 experiences and progresses to developing, using, and revising models to describe, test, and predict more abstract phenomena and design systems.</p> <ul style="list-style-type: none"> <li>Develop and use a model to describe phenomena. (LS3-MS-1, LS3-MS-2)</li> </ul>	<p><b>LS1.B: Growth and Development of Organisms</b></p> <ul style="list-style-type: none"> <li>Organisms reproduce, either sexually or asexually, and transfer their genetic information to their offspring. (LS3-MS-2)</li> </ul> <p><b>LS3.A: Inheritance of Traits</b></p> <ul style="list-style-type: none"> <li>Genes are located in the chromosomes of cells, with each chromosome pair containing two variants of each of many distinct genes. Each distinct gene chiefly controls the production of specific proteins, which in turn affects the traits of the individual. Changes (mutations) to genes can result in changes to proteins, which can affect the structures and functions of the organism and thereby change traits. (LS3-MS-1)</li> <li>Variations of inherited traits between parent and offspring arise from genetic differences that result from the subset of chromosomes (and therefore genes) inherited. (LS3-MS-2)</li> </ul> <p><b>LS3.B: Variation of Traits</b></p> <ul style="list-style-type: none"> <li>In sexually reproducing organisms, each parent contributes half of the genes acquired (at random) by the offspring. Individuals have two of each chromosome and hence two alleles of each gene, one acquired from each parent. These versions may be identical or may differ from each other. (LS3-MS-2)</li> <li>In addition to variations that arise from sexual reproduction, genetic information can be altered because of mutations. Though rare, mutations may result in changes to the structure and function of proteins. Some changes are beneficial, others harmful, and some neutral to the organism. (LS3-MS-1)</li> </ul>	<p><b>Cause and Effect</b> Cause and effect relationships may be used to predict phenomena in natural systems. (LS3-MS-2)</p> <p><b>Structure and Function</b> Complex and microscopic structures and systems can be visualized, modeled, and used to describe how their function depends on the shapes, composition, and relationships among its parts, therefore complex natural structures/systems can be analyzed to determine how they function. (LS3-MS-1)</p>
<p><b>Idaho Common Core Connections</b></p>		
<p><b>ELA/Literacy</b></p> <p><b>RST.6-8.1</b> Cite specific textual evidence to support analysis of science and technical texts. (LS3-MS-1),(LS3-MS-2)</p> <p><b>RST.6-8.4</b> Determine the meaning of symbols, key terms, and other domain-specific words and phrases as they are used in a specific scientific or technical context relevant to grades 6-8 texts and topics. (LS3-MS-1),(LS3-MS-2)</p> <p><b>RST.6-8.7</b> Integrate quantitative or technical information expressed in words in a text with a version of that information expressed visually (e.g., in a flowchart, diagram, model, graph, or table). (LS3-MS-1),(LS3-MS-2)</p> <p><b>SL.8.5</b> Include multimedia components and visual displays in presentations to clarify claims and findings and emphasize salient points. (LS3-MS-1),(LS3-MS-2)</p>	<p><b>Mathematics</b></p> <p><b>MP.4</b> Model with mathematics. (LS3-MS-2)</p> <p><b>6.SP.B.5</b> Summarize numerical data sets in relation to their context. (LS3-MS-2)</p>	

## LS4-MS Biological Adaptation: Unity and Diversity

### Performance Expectations (PE)

Students who demonstrate understanding can:

**LS4-MS-1. Analyze and interpret data for patterns in the fossil record that document the existence, diversity, extinction, and change of life forms throughout the history of life on Earth under the assumption that natural laws operate today as in the past.**

- Clarification Statement: Emphasis is on finding patterns of changes in the level of complexity of anatomical structures in organisms and the chronological order of fossil appearance in the rock layers.
- Assessment Boundary: Assessment does not include the names of individual species or geological eras in the fossil record.

**LS4-MS-2. Apply scientific ideas to construct an explanation for the anatomical similarities and differences among modern organisms and between modern and fossil organisms to infer relationships.**

- Clarification Statement: Emphasis is on explanations of the relationships among organisms in terms of similarity or differences of the gross appearance of anatomical structures.

**LS4-MS-3. Analyze displays of pictorial data to compare patterns of similarities in the anatomical structures across multiple species of similar classification levels to identify relationships.**

- Clarification Statement: Emphasis is on inferring general patterns of relatedness among structures of different organisms by comparing the appearance of diagrams or pictures.
- Assessment Boundary: Assessment of comparisons is limited to gross appearance of anatomical structures within genus and species levels. No memorization of classification levels is required.

**LS4-MS-4. Construct an explanation based on evidence that describes how genetic variations of traits in a population increase some individuals' probability of surviving and reproducing in a specific environment.**

- Clarification Statement: Emphasis is on using concepts of natural selection like overproduction of offspring, passage of time, variation in a population, selection of favorable traits, and heritability of traits.

**LS4-MS-5. Gather and synthesize information about the technologies that have changed the way humans influence the inheritance of desired traits in organisms.**

- Clarification Statement: Emphasis is on synthesizing information from reliable sources about the influence of humans on genetic outcomes in artificial selection (such as genetic modification, animal husbandry, gene therapy); and, on the impacts these technologies have on society as well as the technologies leading to these scientific discoveries.

**LS4-MS-6. Use mathematical representations to support explanations of how natural selection may lead to increases and decreases of specific traits in populations over time.**

- Clarification Statement: Emphasis is on using mathematical models, probability statements, and proportional reasoning to support explanations of trends in changes to populations over time. Examples could include Peppered moth population changes before and after the industrial revolution.
- Assessment Boundary: Assessment does not include Hardy Weinberg calculations.

Science and Engineering Practices (SEP)	Disciplinary Core Ideas (DCI)	Crosscutting Concepts (CCC)
<p><b>Analyzing and Interpreting Data</b> Analyzing data in 6–8 builds on K–5 experiences and progresses to extending quantitative analysis to investigations, distinguishing between correlation and causation, and basic statistical techniques of data and error analysis.</p> <ul style="list-style-type: none"> <li>• Analyze displays of data to identify linear and nonlinear relationships. (LS4-MS-3)</li> <li>• Analyze and interpret data to determine similarities and differences in findings. (LS4-MS-1)</li> </ul>	<p><b>LS4.A: Classification of Organisms</b></p> <ul style="list-style-type: none"> <li>• The collection of fossils and their placement in chronological order is known as the fossil record and documents the change of many life forms throughout the history of the Earth. (LS4-MS-1)</li> <li>• Anatomical similarities and differences between various organisms living today and between them and organisms in the fossil record enable the classification of living things. (LS4-MS-2)</li> <li>• Scientific genus and species level names indicate a degree of relationship. (LS4-MS-3)</li> </ul>	<p><b>Patterns</b> Patterns can be used to identify cause and effect relationships. (LS4-MS-2) Graphs, charts, and images can be used to identify patterns in data. (LS4-MS-1),(LS4-MS-3)</p> <p><b>Cause and Effect</b> Phenomena may have more than one cause, and some cause and effect relationships in systems can only be described using probability. (LS4-MS-4),(LS4-MS-5),(LS4-MS-6)</p>

**Using Mathematics and Computational Thinking**

Mathematics and computational thinking in 6-8 builds on K-5 experiences and progresses to identifying patterns in large data sets and using mathematical concepts to support explanations and arguments.

- Use mathematical representations to support scientific conclusions and design solutions. (LS4-MS-6)

**Constructing Explanations and Designing Solutions**

Constructing explanations and designing solutions in 6–8 builds on K–5 experiences and progresses to include constructing explanations and designing solutions supported by multiple sources of evidence consistent with scientific ideas, principles, and theories.

- Apply scientific ideas to construct an explanation for real-world phenomena, examples, or events. (LS4-MS-2)
- Construct an explanation that includes qualitative or quantitative relationships between variables that describe phenomena. (LS4-MS-4)

**Obtaining, Evaluating, and Communicating Information**

Obtaining, evaluating, and communicating information in 6–8 builds on K–5 experiences and progresses to evaluating the merit and validity of ideas and methods.

- Gather, read, and synthesize information from multiple appropriate sources and assess the credibility, accuracy, and possible bias of each publication and methods used, and describe how they are supported or not supported by evidence. (LS4-MS-5)

***Connections to Nature of Science***

**Scientific Knowledge is Based on Empirical Evidence**

Science knowledge is based upon logical and conceptual connections between evidence and explanations. (LS4-MS-1)

**LS4.B: Natural Selection**

- Natural selection leads to the predominance of certain traits in a population, and the suppression of others. (LS4-MS-4)
- In artificial selection, humans have the capacity to influence certain characteristics of organisms by selective breeding. One can choose desired parental traits determined by genes, which are then passed on to offspring. (LS4-MS-5)

**LS4.C: Adaptation**

- Adaptation by natural selection acting over generations is one important process by which species change over time in response to changes in environmental conditions. Traits that support successful survival and reproduction in the new environment become more common; those that do not become less common. Thus, the distribution of traits in a population changes. (LS4-MS-6)

***Connections to Engineering, Technology, and Applications of Science***

**Interdependence of Science, Engineering, and Technology**

Engineering advances have led to important discoveries in virtually every field of science, and scientific discoveries have led to the development of entire industries and engineered systems. (LS4-MS-5)

***Connections to Nature of Science***

**Scientific Knowledge Assumes an Order and Consistency in Natural Systems**

Science assumes that objects and events in natural systems occur in consistent patterns that are understandable through measurement and observation. (LS4-MS-1), (LS4-MS-2)

**Science Addresses Questions About the Natural and Material World**

Scientific knowledge can describe the consequences of actions but does not necessarily prescribe the decisions that society takes. (LS4-MS-5)

Idaho Common Core Connections	
<p><b>ELA/Literacy</b></p> <p><b>RST.6-8.1</b> Cite specific textual evidence to support analysis of science and technical texts, attending to the precise details of explanations or descriptions (LS4-MS-1), (LS4-MS-2), (LS4-MS-3), (LS4-MS-4), (LS4-MS-5)</p> <p><b>RST.6-8.7</b> Integrate quantitative or technical information expressed in words in a text with a version of that information expressed visually (e.g., in a flowchart, diagram, model, graph, or table). (LS4-MS-1), (LS4-MS-3)</p> <p><b>RST.6-8.9</b> Compare and contrast the information gained from experiments, simulations, video, or multimedia sources with that gained from reading a text on the same topic. (LS4-MS-3), (LS4-MS-4)</p> <p><b>WHST.6-8.2</b> Write informative/explanatory texts to examine a topic and convey ideas, concepts, and information through the selection, organization, and analysis of relevant content. (LS4-MS-2), (LS4-MS-4)</p> <p><b>WHST.6-8.8</b> Gather relevant information from multiple print and digital sources; assess the credibility of each source; and quote or paraphrase the data and conclusions of others while avoiding plagiarism and providing basic bibliographic information for sources. (LS4-MS-5)</p> <p><b>WHST.6-8.9</b> Draw evidence from informational texts to support analysis, reflection, and research. (LS4-MS-2), (LS4-MS-4)</p> <p><b>SL.8.1</b> Engage effectively in a range of collaborative discussions (one-on-one, in groups, teacher-led) with diverse partners on grade 6 topics, texts, and issues, building on others' ideas and expressing their own clearly. (LS4-MS-2), (LS4-MS-4)</p> <p><b>SL.8.4</b> Present claims and findings, emphasizing salient points in a focused, coherent manner with relevant evidence, sound valid reasoning, and well-chosen details; use appropriate eye contact, adequate volume, and clear pronunciation. (LS4-MS-2), (LS4-MS-4)</p>	<p><b>Mathematics</b></p> <p><b>MP.4</b> Model with mathematics. (LS4-MS-6)</p> <p><b>6.RP.A.1</b> Understand the concept of a ratio and use ratio language to describe a ratio relationship between two quantities. (LS4-MS-4), (LS4-MS-6)</p> <p><b>6.SP.B.5</b> Summarize numerical data sets in relation to their context. (LS4-MS-4), (LS4-MS-6)</p> <p><b>6.EE.B.6</b> Use variables to represent numbers and write expressions when solving a real-world or mathematical problem; understand that a variable can represent an unknown number, or, depending on the purpose at hand, any number in a specified set. (LS4-MS-1), (LS4-MS-2)</p> <p><b>7.RP.A.2</b> Recognize and represent proportional relationships between quantities. (LS4-MS-4), (LS4-MS-6)</p>



## ESS: Earth and Space Sciences

### ESS1-MS Earth's Place in the Universe

#### Performance Expectations (PE)

Students who demonstrate understanding can:

**ESS1-MS-1. Develop and use a model of the Earth-sun-moon system to describe the cyclic patterns of lunar phases, eclipses of the sun and moon, and seasons.**

- Clarification Statement: Examples of models can be physical, graphical, or conceptual.

**ESS1-MS-2. Develop and use a model to describe the role of gravity in the motions within galaxies and the solar system.**

- Clarification Statement: Emphasis for the model is on gravity as the force that holds together the solar system and Milky Way galaxy and controls orbital motions within them. Examples of models can be physical (such as the analogy of distance along a football field or computer visualizations of elliptical orbits) or conceptual (such as mathematical proportions relative to the size of familiar objects such as students' school or state).
- Assessment Boundary: Assessment does not include Kepler's Laws of orbital motion or the apparent retrograde motion of the planets as viewed from Earth.

**ESS1-MS-3. Analyze and interpret data to determine scale properties of objects in the solar system.**

- Clarification Statement: Emphasis is on the analysis of data from Earth-based instruments, space-based telescopes, and spacecraft to determine similarities and differences among solar system objects. Examples of scale properties include the sizes of an object's layers (such as crust and atmosphere), surface features (such as volcanoes), and orbital radius. Examples of data include statistical information, drawings and photographs, and models.
- Assessment Boundary: Assessment does not include recalling facts about properties of the planets and other solar system bodies.

**ESS1-MS-4. Construct a scientific explanation based on evidence from rock strata for how the geologic time scale is used to organize Earth's 4.6-billion-year-old history.**

- Clarification Statement: Emphasis is on how analyses of rock formations and the fossils they contain are used to establish relative ages of major events in Earth's history. Examples of Earth's major events could range from being very recent (such as the last Ice Age or the earliest fossils of homo sapiens) to very old (such as the formation of Earth or the earliest evidence of life). Examples can include the formation of mountain chains and ocean basins, the evolution or extinction of particular living organisms, or significant volcanic eruptions.
- Assessment Boundary: Assessment does not include recalling the names of specific periods or epochs and events within them.

Science and Engineering Practices (SEP)	Disciplinary Core Ideas (DCI)	Crosscutting Concepts (CCC)
<p><b>Developing and Using Models</b> Modeling in 6–8 builds on K–5 experiences and progresses to developing, using, and revising models to describe, test, and predict more abstract phenomena and design systems.</p> <ul style="list-style-type: none"> <li>• Develop and use a model to describe phenomena. (ESS1-MS-1, ESS1-MS-2)</li> </ul> <p><b>Analyzing and Interpreting Data</b> Analyzing data in 6–8 builds on K–5 experiences and progresses to extending quantitative analysis to investigations, distinguishing between correlation and causation, and basic statistical techniques of data and error analysis.</p> <ul style="list-style-type: none"> <li>• Analyze and interpret data to determine similarities and differences in findings. (ESS1-MS-3)</li> </ul>	<p><b>ESS1.A: The Universe and Its Stars</b></p> <ul style="list-style-type: none"> <li>• Patterns of the apparent motion of the sun, the moon, and stars in the sky can be observed, described, predicted, and explained with models. (ESS1-MS-1)</li> <li>• Earth and its solar system are part of the Milky Way galaxy, which is one of many galaxies in the universe. (ESS1-MS-2)</li> </ul> <p><b>ESS1.B: Earth and the Solar System</b></p> <ul style="list-style-type: none"> <li>• The solar system consists of the sun and a collection of objects, including planets, their moons, and asteroids that are held in orbit around the sun by its gravitational pull on them. (ESS1-MS-2, ESS1-MS-3)</li> <li>• This model of the solar system can explain eclipses of the sun and the moon. Earth's spin axis is fixed in direction over the short-term but tilted relative to its orbit around the sun. The seasons are a result of that tilt and are caused by the differential intensity of sunlight on different areas of Earth</li> </ul>	<p><b>Patterns</b> Patterns can be used to identify cause- and-effect relationships. (ESS1-MS-1)</p> <p><b>Scale, Proportion, and Quantity</b> Time, space, and energy phenomena can be observed at various scales using models to study systems that are too large or too small. (ESS1-MS-3, ESS1-MS-4)</p> <p><b>Systems and System Models</b> Models can be used to represent systems and their interactions. (ESS1-MS-2)</p> <p><b>Connections to Engineering, Technology, and Applications of Science</b></p> <p><b>Interdependence of Science, Engineering,</b></p>

<p><b>Constructing Explanations and Designing Solutions</b> Constructing explanations and designing solutions in 6–8 builds on K–5 experiences and progresses to include constructing explanations and designing solutions supported by multiple sources of evidence consistent with scientific ideas, principles, and theories.</p> <ul style="list-style-type: none"> <li>Construct a scientific explanation based on valid and reliable evidence obtained from sources (including the students' own experiments) and the assumption that theories and laws that describe the natural world operate today as they did in the past and will continue to do so in the future. (ESS1-MS-4)</li> </ul>	<p>across the year. (ESS1-MS-1)</p> <ul style="list-style-type: none"> <li>The solar system appears to have formed from a disk of dust and gas, drawn together by gravity. (ESS1-MS-2)</li> </ul> <p><b>ESS1.C: The History of Planet Earth</b></p> <ul style="list-style-type: none"> <li>The geologic time scale interpreted from rock strata provides a way to <b>organize Earth's history</b>. Analyses of rock strata and the fossil record provide only relative dates, not an absolute scale. (ESS1-MS-4)</li> </ul>	<p><b>and Technology</b> Engineering advances have led to important discoveries in virtually every field of science and scientific discoveries have led to the development of entire industries and engineered systems. (ESS1-MS-3)</p> <p><b>Connections to Nature of Science</b></p> <p><b>Scientific Knowledge Assumes an Order and Consistency in Natural Systems</b> Science assumes that objects and events in natural systems occur in consistent patterns that are understandable through measurement and observation. (ESS1-MS-1, ESS1-MS-2)</p>
--	---	---

Idaho Common Core Connections	
<p><b>ELA/Literacy</b></p> <p><b>RST.6-8.1</b> Cite specific textual evidence to support analysis of science and technical texts, attending to the precise details of explanations or descriptions (ESS1-MS-3),(ESS1-MS-4)</p> <p><b>RST.6-8.7</b> Integrate quantitative or technical information expressed in words in a text with a version of that information expressed visually (e.g., in a flowchart, diagram, model, graph, or table). (ESS1-MS-3)</p> <p><b>WHST.6-8.2</b> Write informative/explanatory texts to examine a topic and convey ideas, concepts, and information through the selection, organization, and analysis of relevant content. (ESS1-MS-4)</p> <p><b>SL.8.5</b> Include multimedia components and visual displays in presentations to clarify claims and findings and emphasize salient points. (ESS1-MS-1),(ESS1-MS-2)</p>	<p><b>Mathematics</b></p> <p><b>MP.2</b> Reason abstractly and quantitatively. (ESS1-MS-3)</p> <p><b>MP.4</b> Model with mathematics. (ESS1-MS-1), (ESS1-MS-2)</p> <p><b>6.RP.A.1</b> Understand the concept of a ratio and use ratio language to describe a ratio relationship between two quantities. (ESS1-MS-1), (ESS1-MS-2), (ESS1-MS-3)</p> <p><b>7.RP.A.2</b> Recognize and represent proportional relationships between quantities. (ESS1-MS-1),(ESS1-MS-2),(ESS1-MS-3)</p> <p><b>6.EE.B.6</b> Use variables to represent numbers and write expressions when solving a real-world or mathematical problem; understand that a variable can represent an unknown number, or, depending on the purpose at hand, any number in a specified set. (ESS1-MS-2),(ESS1-MS-4)</p> <p><b>7.EE.B.4</b> Use variables to represent quantities in a real-world or mathematical problem, and construct simple equations and inequalities to solve problems by reasoning about the quantities. (ESS1-MS-2),(ESS1-MS-4)</p>

## ESS2-MS Earth's Systems

Performance Expectations (PE)
<p>Students who demonstrate understanding can:</p> <p><b>ESS2-MS-1. Develop a model to describe the cycling of Earth's materials and the flow of energy that drives this process.</b></p> <ul style="list-style-type: none"> <li>Clarification Statement: Emphasis is on the processes of melting, crystallization, weathering, deformation, and sedimentation, which act together to form minerals and rocks through the cycling of <b>Earth's materials</b>.</li> <li>Assessment Boundary: Assessment does not include the identification and naming of minerals.</li> </ul> <p><b>ESS2-MS-2. Construct an explanation based on evidence for how geoscience processes have changed Earth's surface at varying time and spatial scales.</b></p> <ul style="list-style-type: none"> <li>Clarification Statement: <b>Emphasis is on how processes change Earth's surface at time and spatial scales that can be</b> large (such as slow plate motions or the uplift of large mountain ranges) or small (such as rapid landslides or microscopic geochemical reactions), and how many geoscience processes (such as earthquakes, volcanoes, and meteor impacts) usually behave gradually but are punctuated by catastrophic events. Examples of geoscience processes include surface weathering and deposition by the movements of water, ice, and wind. Emphasis is on geoscience processes that shape local geographic features, where appropriate.</li> </ul> <p><b>ESS2-MS-3. Analyze and interpret data on the distribution of fossils and rocks, continental shapes, and seafloor structures to provide evidence of the past plate motions.</b></p> <ul style="list-style-type: none"> <li>Clarification Statement: Examples of data include similarities of rock and fossil types on different continents, the shapes of the continents (including continental shelves), and the locations of ocean structures (such as ridges, fracture</li> </ul>

- zones, and trenches).
  - Assessment Boundary: Paleomagnetic anomalies in oceanic and continental crust are not assessed.
- ESS2-MS-4. Develop a model to describe the cycling of water through Earth’s systems driven by energy from the sun and the force of gravity.**
- Clarification Statement: Emphasis is on the ways water changes its state as it moves through the multiple pathways of the hydrologic cycle. Examples of models can be conceptual or physical.
  - Assessment Boundary: A quantitative understanding of the latent heats of vaporization and fusion is not assessed.
- ESS2-MS-5. Collect data to provide evidence for how the motions and complex interactions of air masses results in changes in weather conditions.**
- Clarification Statement: Emphasis is on how air masses flow from regions of high pressure to low pressure, causing weather (defined by temperature, pressure, humidity, precipitation, and wind) at a fixed location to change over time, and how sudden changes in weather can result when different air masses collide. Emphasis is on how weather can be predicted within probabilistic ranges. Examples of data can be provided to students (such as weather maps, diagrams, and visualizations) or obtained through laboratory experiments (such as with condensation).
  - Assessment Boundary: Assessment does not include recalling the names of cloud types or weather symbols used on weather maps or the reported diagrams from weather stations.
- ESS2-MS-6. Develop and use a model to describe how unequal heating and rotation of the Earth cause patterns of atmospheric and oceanic circulation that determine regional climates.**
- Clarification Statement: Emphasis is on how patterns vary by latitude, altitude, and geographic land distribution. Emphasis of atmospheric circulation is on the sunlight-driven latitudinal banding, the Coriolis effect, and resulting prevailing winds; emphasis of ocean circulation is on the transfer of heat by the global ocean convection cycle, which is constrained by the Coriolis effect and the outlines of continents. Examples of models can be diagrams, maps and globes, or digital representations.
  - Assessment Boundary: Assessment does not include the dynamics of the Coriolis effect.

Science and Engineering Practices (SEP)	Disciplinary Core Ideas (DCI)	Crosscutting Concepts (CCC)
<p><b>Developing and Using Models</b> Modeling in 6–8 builds on K–5 experiences and progresses to developing, using, and revising models to describe, test, and predict more abstract phenomena and design systems.</p> <ul style="list-style-type: none"> <li>• Develop and use a model to describe phenomena. (ESS2-MS-1, ESS2-MS-6)</li> <li>• Develop a model to describe unobservable mechanisms. (ESS2-MS-4)</li> </ul> <p><b>Planning and Carrying Out Investigations</b> Planning and carrying out investigations in 6-8 builds on K-5 experiences and progresses to include investigations that use multiple variables and provide evidence to support explanations or solutions.</p> <ul style="list-style-type: none"> <li>• Collect data to produce data to serve as the basis for evidence to answer scientific questions or test design solutions under a range of conditions. (ESS2-MS-5)</li> </ul> <p><b>Analyzing and Interpreting Data</b> Analyzing data in 6–8 builds on K–5 experiences and progresses to extending quantitative analysis to investigations, distinguishing between correlation and causation, and basic statistical techniques of data and error analysis.</p>	<p><b>ESS1.C: The History of Planet Earth</b></p> <ul style="list-style-type: none"> <li>• Tectonic processes continually generate new ocean sea floor at ridges and destroy old sea floor at trenches. (ESS2-MS-3)</li> </ul> <p><b>ESS2.A: Earth’s Materials and Systems</b></p> <ul style="list-style-type: none"> <li>• All Earth processes are the result of energy flowing and matter cycling <b>within and among the planet’s systems</b>. This energy is derived from the sun and <b>Earth’s hot interior</b>. The energy that flows and matter that cycles produce chemical and physical changes in Earth’s materials and living organisms. (ESS2-MS-1)</li> <li>• <b>The planet’s systems interact over scales that range from microscopic to global in size, and they operate over fractions of a second to billions of years.</b> These interactions have <b>shaped Earth’s history and will determine</b> its future. (ESS2-MS-2)</li> </ul> <p><b>ESS2.B: Plate Tectonics and Large-Scale System Interactions</b></p> <ul style="list-style-type: none"> <li>• Maps of ancient land and water patterns, based on investigations of <b>rocks and fossils, make clear how Earth’s plates have moved great distances, collided, and spread apart.</b> (ESS2-MS-3)</li> </ul> <p><b>ESS2.C: The Roles of Water in Earth’s Surface Processes</b></p> <ul style="list-style-type: none"> <li>• Water continually cycles among land, ocean, and atmosphere via transpiration, evaporation, condensation and crystallization, and precipitation, as well as downhill flows on land. (ESS2-MS-4)</li> </ul>	<p><b>Patterns</b> Patterns in rates of change and other numerical relationships can provide information about natural systems. (ESS2-MS-3)</p> <p><b>Cause and Effect</b> Cause and effect relationships may be used to predict phenomena in natural or designed systems. (ESS2-MS-5)</p> <p><b>Scale Proportion and Quantity</b> Time, space, and energy phenomena can be observed at various scales using models to study systems that are too large or too small. (ESS2-MS-2)</p> <p><b>Systems and System Models</b> Models can be used to represent systems and their interactions—such as inputs, processes and outputs—and energy, matter, and information flows within systems. (ESS2-MS6)</p> <p><b>Energy and Matter</b> Within a natural or designed system, the transfer of energy drives the motion and/or cycling of matter. (ESS2-MS-4)</p> <p><b>Stability and Change</b> Explanations of stability and change in natural or designed systems can be constructed by</p>

<ul style="list-style-type: none"> <li>Analyze and interpret data to provide evidence for phenomena. (ESS2-MS-3)</li> </ul> <p><b>Constructing Explanations and Designing Solutions</b></p> <p>Constructing explanations and designing solutions in 6–8 builds on K–5 experiences and progresses to include constructing explanations and designing solutions supported by multiple sources of evidence consistent with scientific ideas, principles, and theories.</p> <ul style="list-style-type: none"> <li>Construct a scientific explanation based on valid and reliable evidence obtained from sources (including the <b>students’ own</b> experiments) and the assumption that theories and laws that describe nature operate today as they did in the past and will continue to do so in the future. (ESS2-MS-2)</li> </ul> <p><b>Connections to Nature of Science</b></p> <p><b>Scientific Knowledge is Open to Revision in Light of New Evidence</b></p> <p>Science findings are frequently revised and/or reinterpreted based on new evidence. (ESS2-MS-3)</p>	<ul style="list-style-type: none"> <li>The complex patterns of the changes and the movement of water in the atmosphere, determined by winds, landforms, and ocean temperatures and currents, are major determinants of local weather patterns. (ESS2-MS-5)</li> <li>Global movements of water and its changes in form are propelled by sunlight and gravity. (ESS2-MS-4)</li> <li>Variations in density due to variations in temperature and salinity drive a global pattern of interconnected ocean currents. (ESS2-MS-6)</li> <li><b>Water’s movements</b>—both on the land and underground—cause <b>weathering and erosion, which change the land’s</b> surface features and create underground formations. (ESS2-MS-2)</li> </ul> <p><b>ESS2.D: Weather and Climate</b></p> <ul style="list-style-type: none"> <li>Weather and climate are influenced by interactions involving sunlight, the ocean, the atmosphere, ice, landforms, and living things. These interactions vary with latitude, altitude, and local and regional geography, all of which can affect oceanic and atmospheric flow patterns. (ESS2-MS-6)</li> <li>Because these patterns are so complex, weather can only be predicted using probability. (ESS2-MS-5)</li> <li>The ocean exerts a major influence on weather and climate by absorbing energy from the sun, releasing it over time, and globally redistributing it through ocean currents. (ESS2-MS-6)</li> </ul>	<p>examining the changes over time and processes at different scales, including the atomic scale. (ESS2-MS-1)</p>
---	---	---

<b>Idaho Common Core Connections</b>	
<p><b>ELA/Literacy</b></p> <p><b>RST.6-8.1</b> Cite specific textual evidence to support analysis of science and technical texts, attending to the precise details of explanations or descriptions (ESS2-MS-2), (ESS2-MS-3), (ESS2-MS-5)</p> <p><b>RST.6-8.7</b> Integrate quantitative or technical information expressed in words in a text with a version of that information expressed visually (e.g., in a flowchart, diagram, model, graph, or table). (ESS2-MS-3)</p> <p><b>RST.6-8.9</b> Compare and contrast the information gained from experiments, simulations, video, or multimedia sources with that gained from reading a text on the same topic. (ESS2-MS-3), (ESS2-MS-5)</p> <p><b>WHST.6-8.2</b> Write informative/explanatory texts to examine a topic and convey ideas, concepts, and information through the selection, organization, and analysis of relevant content. (ESS2-MS-2)</p> <p><b>WHST.6-8.8</b> Gather relevant information from multiple print and digital sources; assess the credibility of each source; and quote or paraphrase the data and conclusions of others while avoiding plagiarism and providing basic bibliographic information for sources. (ESS2-MS-5)</p> <p><b>SL.8.5</b> Include multimedia components and visual displays in presentations to clarify claims and findings and emphasize salient points. (ESS2-MS-1), (ESS2-MS-2), (ESS2-MS-6)</p>	<p><b>Mathematics</b></p> <p><b>MP.2</b> Reason abstractly and quantitatively. (ESS2-MS-2), (ESS2-MS-3), (ESS2-MS-5)</p> <p><b>6.NS.C.5</b> Understand that positive and negative numbers are used together to describe quantities having opposite directions or values (e.g., temperature above/below zero, elevation above/below sea level, credits/debits, positive/negative electric charge); use positive and negative numbers to represent quantities in real-world contexts, explaining the meaning of 0 in each situation. (ESS2-MS-5)</p> <p><b>6.EE.B.6</b> Use variables to represent numbers and write expressions when solving a real-world or mathematical problem; understand that a variable can represent an unknown number, or, depending on the purpose at hand, any number in a specified set. (ESS2-MS-2), (ESS2-MS-3)</p> <p><b>7.EE.B.4</b> Use variables to represent quantities in a real-world or mathematical problem, and construct simple equations and inequalities to solve problems by reasoning about the quantities. (ESS2-MS-2), (ESS2-MS-3)</p>

## ESS3-MS Earth and Human Activity

<b>Performance Expectations (PE)</b>
Students who demonstrate understanding can:

**ESS3-MS-1. Construct a scientific explanation based on evidence for how the uneven distributions of Earth’s mineral, energy, and groundwater resources are the result of past and current geoscience processes.**

- Clarification Statement: Emphasis is on how these resources are limited and typically non-renewable, and how their distributions are significantly changing as a result of removal by humans. Examples of uneven distributions of resources as a result of past processes include but are not limited to petroleum (locations of the burial of organic marine sediments and subsequent geologic traps), metal ores (locations of past volcanic and hydrothermal activity associated with subduction zones), and soil (locations of active weathering and/or deposition of rock).

**ESS3-MS-2. Analyze and interpret data on natural hazards to forecast future catastrophic events and inform the development of technologies to mitigate their effects.**

- Clarification Statement: Emphasis is on how some natural hazards, such as volcanic eruptions and severe weather, are preceded by phenomena that allow for reliable predictions, but others, such as earthquakes, occur suddenly and with no notice, and thus are not yet predictable. Examples of natural hazards can be taken from interior processes (such as earthquakes and volcanic eruptions), surface processes (such as mass wasting and tsunamis), or severe weather events (such as hurricanes, tornadoes, and floods). Examples of data can include the locations, magnitudes, and frequencies of the natural hazards. Examples of technologies can be global (such as satellite systems to monitor hurricanes or forest fires) or local (such as building basements in tornado-prone regions or reservoirs to mitigate droughts).

**ESS3-MS-3. Apply scientific principles to design a method for monitoring and minimizing a human impact on the environment.**

- Clarification Statement: Examples of the design process include examining human environmental impacts, assessing the kinds of solutions that are feasible, and designing and evaluating solutions that could reduce that impact. Examples of human impacts can include water usage (such as the withdrawal of water from streams and aquifers or the construction of dams and levees), land usage (such as urban development, agriculture, or the removal of wetlands), and pollution (such as of the air, water, or land).

**ESS3-MS-4. Construct an argument supported by evidence for how increases in human population and per-capita consumption of natural resources impact Earth’s systems.**

- Clarification Statement: Examples of evidence include grade-appropriate databases on human populations and the rates of consumption of food and natural resources (such as freshwater, mineral, and energy). Examples of impacts can include changes to the appearance, composition, and structure of Earth’s systems as well as the rates at which they change. The consequences of increases in human populations and consumption of natural resources are described by science, but science does not make the decisions for the actions society takes.

**ESS3-MS-5. Ask questions to clarify evidence of the factors that have caused the rise in global temperatures over the past century.**

- Clarification Statement: Examples of factors include human activities (such as fossil fuel combustion, cement production, and agricultural activity) and natural processes (such as changes in incoming solar radiation or volcanic activity). Examples of evidence can include tables, graphs, and maps of global and regional temperatures, atmospheric levels of gases such as carbon dioxide and methane, and the rates of human activities. Emphasis is on the major role that human activities play in causing the rise in global temperatures.

Science and Engineering Practices (SEP)	Disciplinary Core Ideas (DCI)	Crosscutting Concepts (CCC)
<p><b>Asking Questions and Defining Problems</b> Asking questions and defining problems in grades 6–8 builds on grades K–5 experiences and progresses to specifying relationships between variables, and clarifying arguments and models.</p> <ul style="list-style-type: none"> <li>• Ask questions to identify and clarify evidence of an argument. (ESS3-MS-5)</li> </ul> <p><b>Analyzing and Interpreting Data</b> Analyzing data in 6–8 builds on K–5 and progresses to extending quantitative analysis to investigations, distinguishing between correlation and causation, and basic statistical techniques of data and error analysis.</p> <ul style="list-style-type: none"> <li>• Analyze and interpret data to determine similarities and differences in findings. (ESS3-MS-2)</li> </ul> <p><b>Constructing Explanations and Designing</b></p>	<p><b>ESS3.A: Natural Resources</b></p> <ul style="list-style-type: none"> <li>• Humans depend on Earth’s land, ocean, atmosphere, and biosphere for many different resources. Minerals, fresh water, and biosphere resources are limited, and many are not renewable or replaceable over human lifetimes. These resources are distributed unevenly around the planet as a result of past geologic processes. (ESS3-MS-1)</li> </ul> <p><b>ESS3.B: Natural Hazards</b></p> <ul style="list-style-type: none"> <li>• Mapping the history of natural hazards in a region, combined with an understanding of related geologic forces can help forecast the locations and likelihoods of future events. (ESS3-MS-2)</li> </ul> <p><b>ESS3.C: Human Impacts on Earth Systems</b></p> <ul style="list-style-type: none"> <li>• Human activities have significantly altered the biosphere, sometimes damaging or destroying natural habitats and causing the extinction of other species. But changes to Earth’s environments can have different impacts (negative</li> </ul>	<p><b>Patterns</b> Graphs, charts, and images can be used to identify patterns in data. (ESS3-MS-2)</p> <p><b>Cause and Effect</b> Relationships can be classified as causal or correlational, and correlation does not necessarily imply causation. (ESS3-MS-3) Cause and effect relationships may be used to predict phenomena in natural or designed systems. (ESS3-MS-1), (ESS3-MS-4)</p> <p><b>Stability and Change</b> Stability might be disturbed either by sudden events or gradual changes that accumulate over time. (ESS3-MS-5)</p> <p style="text-align: center;"><b><i>Connections to Engineering, Technology, and Applications of Science</i></b></p>

<p><b>Solutions</b> Constructing explanations and designing solutions in 6–8 builds on K–5 experiences and progresses to include constructing explanations and designing solutions supported by multiple sources of evidence consistent with scientific ideas, principles, and theories.</p> <ul style="list-style-type: none"> <li>Construct a scientific explanation based on valid and reliable evidence obtained from sources (including the <b>students’ own</b> experiments) and the assumption that theories and laws that describe the natural world operate today as they did in the past and will continue to do so in the future. (ESS3-MS-1)</li> <li>Apply scientific principles to design an object, tool, process or system. (ESS3-MS-3)</li> </ul> <p><b>Engaging in Argument from Evidence</b> Engaging in argument from evidence in 6–8 builds on K–5 experiences and progresses to constructing a convincing argument that supports or refutes claims for either explanations or solutions about the natural and designed world(s).</p> <ul style="list-style-type: none"> <li>Construct an oral and written argument supported by empirical evidence and scientific reasoning to support or refute an explanation or a model for a phenomenon or a solution to a problem. (ESS3-MS-4)</li> </ul>	<p>and positive) for different living things. (ESS3-MS-3)</p> <ul style="list-style-type: none"> <li>Typically as human populations and per-capita consumption of natural resources increase, so do the negative impacts on Earth unless the activities and technologies involved are engineered otherwise. (ESS3-MS-3, ESS3-MS-4)</li> </ul> <p><b>ESS3.D: Global Climate Change</b></p> <ul style="list-style-type: none"> <li>Human activities, such as the release of greenhouse gases from burning fossil fuels, are major factors in the current rise in <b>Earth’s mean surface temperature (global warming)</b>. Reducing the level of climate change and reducing human vulnerability to whatever climate changes do occur depend on the understanding of climate science, engineering capabilities, and other kinds of knowledge, such as understanding of human behavior and on applying that knowledge wisely in decisions and activities. (ESS3-MS-5)</li> </ul>	<p><b>Influence of Science, Engineering, and Technology on Society and the Natural World</b> All human activity draws on natural resources and has both short and long-term consequences, positive as well as negative, for the health of people and the natural environment. (ESS3-MS-1, ESS3-MS-4) The uses of technologies and any limitations on their use are driven by individual or societal needs, desires, and values; by the findings of scientific research; and by differences in such factors as climate, natural resources, and economic conditions. Thus technology use varies from region to region and over time. (ESS3-MS-2, ESS3-MS-3)</p> <p><b>Connections to Nature of Science</b></p> <p><b>Science Addresses Questions About the Natural and Material World</b> Scientific knowledge can describe the consequences of actions but does not necessarily prescribe the decisions that society takes. (ESS3-MS-4)</p>
--	---	--

<p><b>Idaho Common Core Connections</b></p>	
<p><b>ELA/Literacy</b></p> <p><b>RST.6-8.1</b> Cite specific textual evidence to support analysis of science and technical texts, attending to the precise details of explanations or descriptions (ESS3-MS-1), (ESS3-MS-2), (ESS3-MS-4). (ESS3-MS-5)</p> <p><b>RST.6-8.7</b> Integrate quantitative or technical information expressed in words in a text with a version of that information expressed visually (e.g., in a flowchart, diagram, model, graph, or table). (ESS3-MS-2)</p> <p><b>WHST.6-8.1</b> Write arguments focused on discipline content. (ESS3-MS-4)</p> <p><b>WHST.6-8.2</b> Write informative/explanatory texts to examine a topic and convey ideas, concepts, and information through the selection, organization, and analysis of relevant content. (ESS3-MS-1)</p> <p><b>WHST.6-8.7</b> Conduct short research projects to answer a question (including a self-generated question), drawing on several sources and generating additional related, focused questions that allow for multiple avenues of exploration. (ESS3-MS-3)</p> <p><b>WHST.6-8.8</b> Gather relevant information from multiple print and digital sources; assess the credibility of each source; and quote or paraphrase the data and conclusions of others while avoiding plagiarism and providing basic bibliographic information for sources. (ESS3-MS-3)</p> <p><b>WHST.6-8.9</b> Draw evidence from informational texts to support analysis, reflection, and research. (ESS3-MS-1), (ESS3-MS-4)</p>	<p><b>Mathematics</b></p> <p><b>MP.2</b> Reason abstractly and quantitatively. (ESS3-MS-2), (ESS3-MS-5)</p> <p><b>6.RP.A.1</b> Understand the concept of a ratio and use ratio language to describe a ratio relationship between two quantities. (ESS3-MS-3), (ESS3-MS-4)</p> <p><b>7.RP.A.2</b> Recognize and represent proportional relationships between quantities. (ESS3-MS-3), (ESS3-MS-4)</p> <p><b>6.EE.B.6</b> Use variables to represent numbers and write expressions when solving a real-world or mathematical problem; understand that a variable can represent an unknown number, or, depending on the purpose at hand, any number in a specified set. (ESS3-MS-1), (ESS3-MS-2), (ESS3-MS-3), (ESS3-MS-4), (ESS3-MS-5)</p> <p><b>7.EE.B.4</b> Use variables to represent quantities in a real-world or mathematical problem, and construct simple equations and inequalities to solve problems by reasoning about the quantities. (ESS3-MS-1), (ESS3-MS-2), (ESS3-MS-3), (ESS3-MS-4), (ESS3-MS-5)</p>

## High School (9-12)

### LS: Life Sciences

#### LS1-HS Molecules to Organisms: Structure and Processes

#### Performance Expectations (PE)

Students who demonstrate understanding can:

**LS1-HS-1. Construct an explanation based on evidence for how the structure of DNA determines the structure of proteins which carry out the essential functions of life through systems of specialized cells.**

- Clarification Statement: Emphasis is on the structure of the double helix, the pairing and sequencing of the nitrogenous bases, transcription, translation, and protein synthesis.
- Assessment Boundary: Assessment does not include identification of specific cell or tissue types, whole body systems, specific protein structures and functions, or the biochemistry of protein synthesis.

**LS1-HS-2. Develop and use a model to illustrate the hierarchical organization of interacting systems that provide specific functions within multicellular organisms.**

- Clarification Statement: Emphasis is on functions at the organism system level such as nutrient uptake, water delivery, and organism movement in response to neural stimuli. An example of an interacting system could be an artery depending on the proper function of elastic tissue and smooth muscle to regulate and deliver the proper amount of blood within the circulatory system.
- Assessment Boundary: Assessment does not include interactions and functions at the molecular or chemical reaction level.

**LS1-HS-3. Plan and conduct an investigation to provide evidence that feedback mechanisms maintain homeostasis.**

- Clarification Statement: Examples of investigations could include heart rate response to exercise, stomate response to moisture and temperature, and root development in response to water levels.
- Assessment Boundary: Assessment does not include the cellular processes involved in the feedback mechanism.

**LS1-HS-4. Use a model to illustrate the role of cellular division (mitosis) and differentiation in producing and maintaining complex organisms.**

- Assessment Boundary: Assessment does not include specific gene control mechanisms or rote memorization of the steps of mitosis.

**LS1-HS-5. Use a model to illustrate how photosynthesis transforms light energy into stored chemical energy.**

- Clarification Statement: Emphasis is on illustrating inputs and outputs of matter and the transfer and transformation of energy in photosynthesis by plants and other photosynthesizing organisms. Examples of models could include diagrams, chemical equations, and conceptual models.
- Assessment Boundary: Assessment does not include specific biochemical steps.

**LS1-HS-6. Construct and revise an explanation based on evidence for how carbon, hydrogen, and oxygen from sugar molecules may combine with other elements to form amino acids and/or other large carbon-based molecules.**

- Clarification Statement: Emphasis is on using evidence from models and simulations to support explanations.
- Assessment Boundary: Assessment does not include the details of the specific chemical reactions or identification of macromolecules.

**LS1-HS-7. Use a model to illustrate that cellular respiration is a chemical process whereby the bonds of food molecules and oxygen molecules are broken and the bonds in new compounds are formed resulting in a net transfer of energy.**

- Clarification Statement: Emphasis is on the conceptual understanding of the inputs and outputs of the process of cellular respiration.
- Assessment Boundary: Assessment should not include identification of the steps or specific processes involved in cellular respiration.

Science and Engineering Practices (SEP)	Disciplinary Core Ideas (DCI)	Crosscutting Concepts (CCC)
<b>Developing and Using Models</b> Modeling in 9–12 builds on K–8 experiences and progresses to using, synthesizing, and developing	<b>LS1.A: Structure and Function</b> <ul style="list-style-type: none"> <li>• Systems of specialized cells within organisms help them perform the essential functions of life. (LS1-HS-1)</li> </ul>	<b>Systems and System Models</b> Models (e.g., physical, mathematical, computer models) can be used to simulate systems and

models to predict and show relationships among variables between systems and their components in the natural and designed worlds.

- Develop and use a model based on evidence to illustrate the relationships between systems or between components of a system. (LS1-HS-2)
- Use a model based on evidence to illustrate the relationships between systems or between components of a system. (LS1-HS-4, LS1-HS-5, LS1-HS-7)

### Planning and Carrying Out Investigations

Planning and carrying out in 9-12 builds on K-8 experiences and progresses to include investigations that provide evidence for and test conceptual, mathematical, physical, and empirical models.

- Plan and conduct an investigation individually and collaboratively to produce data to serve as the basis for evidence, and in the design: decide on types, how much, and accuracy of data needed to produce reliable measurements and consider limitations on the precision of the data (e.g., number of trials, cost, risk, time), and refine the design accordingly. (LS1-HS-3)

### Constructing Explanations and Designing Solutions

Constructing explanations and designing solutions in 9–12 builds on K–8 experiences and progresses to explanations and designs that are supported by multiple and independent student-generated sources of evidence consistent with scientific ideas, principles, and theories.

- Construct an explanation based on valid and reliable evidence obtained from a variety of **sources (including students' own investigations, models, theories, simulations, peer review)** and the assumption that theories and laws that describe the natural world operate today as they did in the past and will continue to do so in the future. (LS1-HS-1)
- Construct and revise an explanation based on valid and reliable evidence obtained from **a variety of sources (including students' own investigations, models, theories, simulations,**

- All cells contain genetic information in the form of DNA molecules. Genes are regions in the DNA that contain the instructions that code for the formation of proteins, which carry out most of the work of cells. (LS1-HS-1)
- Multicellular organisms have a hierarchical structural organization, in which any one system is made up of numerous parts and is itself a component of the next level. (LS1-HS-2)
- **Feedback mechanisms maintain a living system's internal conditions** within certain limits and mediate behaviors, allowing it to remain alive and functional even as external conditions change within some range. Feedback mechanisms can encourage (through positive feedback) or discourage (negative feedback) what is going on inside the living system. (LS1-HS-3)

### LS1.B: Growth and Development of Organisms

- In multicellular organisms individual cells grow and then divide via a process called mitosis, thereby allowing the organism to grow. The organism begins as a single cell (fertilized egg) that divides successively to produce many cells, with each parent cell passing identical genetic material (two variants of each chromosome pair) to both daughter cells. Cellular division and differentiation produce and maintain a complex organism, composed of systems of tissues and organs that work together to meet the needs of the whole organism. (LS1-HS-4)

### LS1.C: Organization for Matter and Energy Flow in Organisms

- The process of photosynthesis converts light energy to stored chemical energy by converting carbon dioxide plus water into sugars plus released oxygen. (LS1-HS-5)
- The sugar molecules thus formed contain carbon, hydrogen, and oxygen: their hydrocarbon backbones are used to make amino acids and other carbon-based molecules that can be assembled into larger molecules (such as proteins or DNA), used for example to form new cells. (LS1-HS-6)
- As matter and energy flow through different organizational levels of living systems, chemical elements are recombined in different ways to form different products. (LS1-HS-6, LS1-HS-7)
- As a result of these chemical reactions, energy is transferred from one system of interacting molecules to another. Cellular respiration is a chemical process in which the bonds of food molecules and oxygen molecules are broken and new compounds are formed that can transport energy to cells. Cellular respiration also releases the energy needed to

interactions—including energy, matter, and information flows—within and between systems at different scales. (LS1-HS-2, LS1-HS-4)

### Energy and Matter

Changes of energy and matter in a system can be described in terms of energy and matter flows into, out of, and within that system. (LS1-5, LS1-HS-6) Energy cannot be created or destroyed—it only moves between one place and another place, between objects and/or fields, or between systems. (LS1-HS-7)

### Structure and Function

Investigating or designing new systems or structures requires a detailed examination of the properties of different materials, the structures of different components, and connections of components to reveal its function and/or solve a problem. (LS1-HS-1)

### Stability and Change

Feedback (negative or positive) can stabilize or destabilize a system. (LS1-HS-3)



<p>peer review) and the assumption that theories and laws that describe the natural world operate today as they did in the past and will continue to do so in the future. (LS1-HS-6)</p> <p style="text-align: center;"><b><i>Connections to Nature of Science</i></b></p> <p><b>Scientific Investigations Use a Variety of Methods</b></p> <p>Scientific inquiry is characterized by a common set of values that include: logical thinking, precision, open-mindedness, objectivity, skepticism, replicability of results, and honest and ethical reporting of findings. (LS1-HS-3)</p>	<p>maintain body temperature despite ongoing energy transfer to the surrounding environment. (LS1-HS-7)</p>	
--	---	--

<b>Idaho Common Core Connections</b>	
<p><b>ELA/Literacy</b></p> <p><b>RST.11-12.1</b> Cite specific textual evidence to support analysis of science and technical texts, attending to important distinctions the author makes and to any gaps or inconsistencies in the account. (LS1-HS-1), (LS1-HS-6)</p> <p><b>WHST.9-12.2</b> Write informative/explanatory texts, including the narration of historical events, scientific procedures/ experiments, or technical processes. (LS1-HS-1), (LS1-HS-6)</p> <p><b>WHST.9-12.5</b> Develop and strengthen writing as needed by planning, revising, editing, rewriting, or trying a new approach, focusing on addressing what is most significant for a specific purpose and audience. (LS1-HS-6)</p> <p><b>WHST.9-12.7</b> Conduct short as well as more sustained research projects to answer a question (including a self-generated question) or solve a problem; narrow or broaden the inquiry when appropriate; synthesize multiple sources on the subject, demonstrating understanding of the subject under investigation. (LS1-HS-3)</p> <p><b>WHST.11-12.8</b> Gather relevant information from multiple authoritative print and digital sources, using advanced searches effectively; assess the strengths and limitations of each source in terms of the specific task, purpose, and audience; integrate information into the text selectively to maintain the flow of ideas, avoiding plagiarism and overreliance on any one source and following a standard format for citation. (LS1-HS-3)</p> <p><b>WHST.9-12.9</b> Draw evidence from informational texts to support analysis, reflection, and research. (LS1-HS-1), (LS1-HS-6)</p> <p><b>SL.11-12.5</b> Make strategic use of digital media (e.g., textual, graphical, audio, visual, and interactive elements) in presentations to enhance understanding of findings, reasoning, and evidence and to add interest. (LS1-HS-2), (LS1-HS-4), (LS1-HS-5), (LS1-HS-7)</p>	<p><b>Mathematics</b></p> <p><b>MP.4</b> Model with mathematics. (LS1-HS-4)</p> <p><b>HSF-IF.C.7</b> Graph functions expressed symbolically and show key features of the graph, by hand in simple cases and using technology for more complicated cases. (LS1-HS-4)</p> <p><b>HSF-BF.A.1</b> Write a function that describes a relationship between two quantities. (LS1-HS-4)</p>

## LS2-HS Ecosystems: Interactions, Energy, and Dynamics

<b>Performance Expectations (PE)</b>
<p>Students who demonstrate understanding can:</p> <p><b>LS2-HS- 1. Use mathematical and/or computational representations to support explanations of factors that affect carrying capacity of ecosystems at different scales.</b></p> <ul style="list-style-type: none"> <li>• Clarification Statement: Emphasis is on quantitative analysis and comparison of the relationships among interdependent factors including boundaries, resources, climate, and competition. Examples of mathematical comparisons could include graphs, charts, histograms, and population changes gathered from simulations or historical data sets.</li> <li>• Assessment Boundary: Assessment does not include deriving mathematical equations to make comparisons.</li> </ul> <p><b>LS2-HS-2. Use mathematical representations to support and revise explanations based on evidence about factors affecting biodiversity and populations in</b></p>

**ecosystems of different scales.**

- Clarification Statement: Examples of mathematical representations include finding the average, determining trends, and using graphical comparisons of multiple sets of data.
- Assessment Boundary: Assessment is limited to provided data.

**LS2-HS-3. Construct and revise an explanation based on evidence for the cycling of matter and flow of energy in aerobic and anaerobic conditions.**

- Clarification Statement: Emphasis is on conceptual understanding of the role of aerobic and anaerobic respiration in different environments.
- Assessment Boundary: Assessment does not include the specific chemical processes of either aerobic or anaerobic respiration.

**LS2-HS-4. Use mathematical representations to support claims for the cycling of matter and flow of energy among organisms in an ecosystem.**

- Clarification Statement: Emphasis is on using a mathematical model of stored energy in biomass to describe the transfer of energy from one trophic level to another and that matter and energy are conserved as matter cycles and energy flows through ecosystems. Emphasis is on atoms and molecules such as carbon, oxygen, hydrogen and nitrogen being conserved as they move through an ecosystem.
- Assessment Boundary: Assessment is limited to proportional reasoning to describe the cycling of matter and flow of energy.

**LS2-HS-5. Develop a model to illustrate the role of photosynthesis and cellular respiration in the cycling of carbon among the biosphere, atmosphere, hydrosphere, and geosphere.**

- Clarification Statement: Examples of models could include simulations and mathematical models.
- Assessment Boundary: Assessment does not include the specific chemical steps of photosynthesis and respiration.

**LS2-HS-6. Evaluate the claims, evidence, and reasoning that the complex interactions in ecosystems maintain relatively consistent numbers and types of organisms in stable conditions, but changing conditions may result in a new ecosystem.**

- Clarification Statement: Examples of changes in ecosystem conditions could include modest biological or physical changes, such as a seasonal flood; and extreme changes, such as volcanic eruption or sea level rise.

**LS2-HS-7. Design, evaluate, and refine a solution for reducing the impacts of human activities on the environment and biodiversity.**

- Clarification Statement: Examples of human activities can include urbanization, building dams, and dissemination of invasive species, utilization of non-renewable resources as opposed to renewable resource.

**LS2-HS-8. Evaluate the evidence for the role of group behavior on individual and species' chances to survive and reproduce.**

- Clarification Statement: Emphasis is on: (1) distinguishing between group and individual behavior, (2) identifying evidence supporting the outcomes of group behavior, and (3) developing logical and reasonable arguments based on evidence. Examples of group behaviors could include flocking, schooling, herding, and cooperative behaviors such as hunting, migrating, and swarming.

Science and Engineering Practices (SEP)	Disciplinary Core Ideas (DCI)	Crosscutting Concepts (CCC)
<p><b>Developing and Using Models</b> Modeling in 9–12 builds on K–8 experiences and progresses to using, synthesizing, and developing models to predict and show how relationships among variables between systems and their components in the natural and designed worlds.</p> <ul style="list-style-type: none"> <li>• Develop a model based on evidence to illustrate the relationships between systems or components of a system. (LS2-HS-5)</li> </ul> <p><b>Using Mathematics and Computational Thinking</b> Mathematical and computational thinking in 9–12 builds on K–8 experiences and progresses to using algebraic thinking and analysis, a range of linear and nonlinear functions including trigonometric functions, exponentials and logarithms, and computational tools for statistical analysis to analyze, represent, and</p>	<p><b>LS2.A: Interdependent Relationships in Ecosystems</b></p> <ul style="list-style-type: none"> <li>• Ecosystems have carrying capacities, which are limits to the numbers of organisms and populations they can support. These limits result from such factors as the availability of living and nonliving resources and from such challenges such as predation, competition, and disease. Organisms would have the capacity to produce populations of great size were it not for the fact that environments and resources are finite. This fundamental tension affects the abundance (number of individuals) of species in any given ecosystem. (LS2-HS-1, LS2-HS-2)</li> </ul> <p><b>LS2.B: Cycles of Matter and Energy Transfer in Ecosystems</b></p> <ul style="list-style-type: none"> <li>• Photosynthesis and cellular respiration (including anaerobic processes) provide most of the energy for life processes. (LS2-HS-3)</li> <li>• Plants or algae form the lowest level of the food web. At each link upward in a food web, only a small fraction of the</li> </ul>	<p><b>Cause and Effect</b> Empirical evidence is required to differentiate between cause and correlation and make claims about specific causes and effects. (LS2-HS-8)</p> <p><b>Scale, Proportion, and Quantity</b> The significance of a phenomenon is dependent on the scale, proportion, and quantity at which it occurs. (LS2-HS-1) Using the concept of orders of magnitude allows one to understand how a model at one scale relates to a model at another scale. (LS2-HS-2)</p> <p><b>Systems and System Models</b> Models (e.g., physical, mathematical, computer models) can be used to simulate systems and interactions—including energy, matter, and information flows—within and between systems at different scales. (LS2-HS-5)</p>

<p>model data. Simple computational simulations are created and used based on mathematical models of basic assumptions.</p> <ul style="list-style-type: none"> <li>Use mathematical and/or computational representations of phenomena or design solutions to support explanations. (LS2-HS-1)</li> <li>Use mathematical representations of phenomena or design solutions to support and revise explanations. (LS2-HS-2)</li> <li>Use mathematical representations of phenomena or design solutions to support claims. (LS2-HS-4)</li> </ul> <p><b>Constructing Explanations and Designing Solutions</b></p> <p>Constructing explanations and designing solutions in 9–12 builds on K–8 experiences and progresses to explanations and designs that are supported by multiple and independent student-generated sources of evidence consistent with scientific ideas, principles, and theories.</p> <ul style="list-style-type: none"> <li>Construct and revise an explanation based on valid and reliable evidence obtained from a variety of <b>sources (including students’ own investigations, models, theories, simulations, peer review)</b> and the assumption that theories and laws that describe the natural world operate today as they did in the past and will continue to do so in the future. (LS2-HS-3)</li> <li>Design, evaluate, and refine a solution to a complex real-world problem, based on scientific knowledge, student-generated sources of evidence, prioritized criteria, and tradeoff considerations. (LS2-HS-7)</li> </ul> <p><b>Engaging in Argument from Evidence</b></p> <p>Engaging in argument from evidence in 9–12 builds on K–8 experiences and progresses to using appropriate and sufficient evidence and scientific reasoning to defend and critique claims and explanations about the natural and designed world(s). Arguments may also come from current scientific or historical episodes in science.</p> <ul style="list-style-type: none"> <li>Evaluate the claims, evidence, and reasoning behind currently accepted explanations or solutions to determine the merits of</li> </ul>	<p>matter consumed at the lower level is transferred upward, to produce growth and release energy in cellular respiration at the higher level. Given this inefficiency, there are generally fewer organisms at higher levels of a food web. Some matter reacts to release energy for life functions, some matter is stored in newly made structures, and much is discarded. The chemical elements that make up the molecules of organisms pass through food webs and into and out of the atmosphere and soil, and they are combined and recombined in different ways. At each link in an ecosystem, matter and energy are conserved. (LS2-HS-4)</p> <ul style="list-style-type: none"> <li>Photosynthesis and cellular respiration are important components of the carbon cycle, in which carbon is exchanged among the biosphere, atmosphere, oceans, and geosphere through chemical, physical, geological, and biological processes. (LS2-HS-5)</li> </ul> <p><b>LS2.C: Ecosystem Dynamics, Functioning, and Resilience</b></p> <ul style="list-style-type: none"> <li>A complex set of interactions within an ecosystem can keep its numbers and types of organisms relatively constant over long periods of time under stable conditions. If a modest biological or physical disturbance to an ecosystem occurs, it may return to its more or less original status (i.e., the ecosystem is resilient), as opposed to becoming a very different ecosystem. Extreme fluctuations in conditions or the size of any population, however, can challenge the functioning of ecosystems in terms of resources and habitat availability. (LS2-HS-2, LS2-HS-6)</li> <li>Moreover, anthropogenic changes (induced by human activity) in the environment—including habitat destruction, pollution, introduction of invasive species, overexploitation, and climate change—can disrupt an ecosystem and threaten the survival of some species. (LS2-HS-7)</li> </ul> <p><b>LS2.D: Social Interactions and Group Behavior</b></p> <ul style="list-style-type: none"> <li>Group behavior has evolved because membership can increase the chances of survival for individuals and their genetic relatives, gene pool. (LS2-HS-8)</li> </ul> <p><b>LS4.D: Biodiversity and Humans</b></p> <ul style="list-style-type: none"> <li>Biodiversity is increased by the formation of new species (speciation) and decreased by the loss of species (extinction). (LS2-HS-7)</li> <li>Humans depend on the living world for the resources and other benefits provided by biodiversity. But human activity is also having adverse impacts on biodiversity through overpopulation, overexploitation, habitat destruction, pollution, introduction of invasive species, and climate change. Thus sustaining biodiversity so that ecosystem</li> </ul>	<p><b>Energy and Matter</b></p> <p>Energy cannot be created or destroyed—it only moves between one place and another place, between objects and/or fields, or between systems. (LS2-HS-4)</p> <p>Energy drives the cycling of matter within and between systems. (LS2-HS-3)</p> <p><b>Stability and Change</b></p> <p>Much of science deals with constructing explanations of how things change and how they remain stable. (LS2-HS-6, LS2-HS-7)</p>
--	---	--

<p>arguments. (LS2-HS-6)</p> <ul style="list-style-type: none"> <li>Evaluate the evidence behind currently accepted explanations to determine the merits of arguments. (LS2-HS-8)</li> </ul> <p><b>Connections to Nature of Science</b></p> <p><b>Scientific Knowledge is Open to Revision in Light of New Evidence</b></p> <p>Most scientific knowledge is quite durable, but is, in principle, subject to change based on new evidence and/or reinterpretation of existing evidence. (LS2-HS-2, LS2-HS-3)</p> <p>Scientific argumentation is a mode of logical discourse used to clarify the strength of relationships between ideas and evidence that may result in revision of an explanation. (LS2-HS-6, LS2-HS-8)</p>	<p>functioning and productivity are maintained is essential to supporting and enhancing life on Earth. Sustaining biodiversity also aids humanity by preserving landscapes of recreational or inspirational value. (LS2-HS-7, LS4-HS-6.)</p>	
---	--	--

### Idaho Common Core Connections

<p><b>ELA/Literacy</b></p> <p><b>RST.9-10.8</b> Assess the extent to which the reasoning and evidence in a text support the author's claim or a recommendation for solving a scientific or technical problem. (LS2-HS-6),(LS2-HS-7),(LS2-HS-8)</p> <p><b>RST.11-12.1</b> Cite specific textual evidence to support analysis of science and technical texts, attending to important distinctions the author makes and to any gaps or inconsistencies in the account. (LS2-HS-1),(LS2-HS-2),(LS2-HS-3),(LS2-HS-6),(LS2-HS-8)</p> <p><b>RST.11-12.7</b> Integrate and evaluate multiple sources of information presented in diverse formats and media (e.g., quantitative data, video, multimedia) in order to address a question or solve a problem. (LS2-HS-6),(LS2-HS-7),(LS2-HS-8)</p> <p><b>RST.11-12.8</b> Evaluate the hypotheses, data, analysis, and conclusions in a science or technical text, verifying the data when possible and corroborating or challenging conclusions with other sources of information. (LS2-HS-6),(LS2-HS-7),(LS2-HS-8)</p> <p><b>WHST.9-12.2</b> Write informative/explanatory texts, including the narration of historical events, scientific procedures/ experiments, or technical processes. (LS2-HS-1),(LS2-HS-2),(LS2-HS-3)</p> <p><b>WHST.9-12.5</b> Develop and strengthen writing as needed by planning, revising, editing, rewriting, or trying a new approach, focusing on addressing what is most significant for a specific purpose and audience. (LS2-HS-3)</p> <p><b>WHST.9-12.7</b> Conduct short as well as more sustained research projects to answer a question (including a self-generated question) or solve a problem; narrow or broaden the inquiry when appropriate; synthesize multiple sources on the subject, demonstrating understanding of the subject under investigation. (LS2-HS-7)</p>	<p><b>Mathematics</b></p> <p><b>MP.2</b> Reason abstractly and quantitatively. (LS2-HS-1),(LS2-HS-2),(LS2-HS-4),(LS2-HS-6),(LS2-HS-7)</p> <p><b>MP.4</b> Model with mathematics. (LS2-HS-1),(LS2-HS-2),(LS2-HS-4)</p> <p><b>HSN.Q.A.1</b> Use units as a way to understand problems and to guide the solution of multi-step problems; choose and interpret units consistently in formulas; choose and interpret the scale and the origin in graphs and data displays. (LS2-HS-1),(LS2-HS-2),(LS2-HS-4),(LS2-HS-7)</p> <p><b>HSN.Q.A.2</b> Define appropriate quantities for the purpose of descriptive modeling. (LS2-HS-1),(LS2-HS-2),(LS2-HS-4),(LS2-HS-7)</p> <p><b>HSN.Q.A.3</b> Choose a level of accuracy appropriate to limitations on measurement when reporting quantities. (LS2-HS-1),(LS2-HS-2),(LS2-HS-4),(LS2-HS-7)</p> <p><b>HSS-ID.A.1</b> Represent data with plots on the real number line. (LS2-HS-6)</p> <p><b>HSS-IC.A.1</b> Understand statistics as a process for making inferences about population parameters based on a random sample from that population. (LS2-HS-6)</p> <p><b>HSS-IC.B.6</b> Evaluate reports based on data. (LS2-HS-6)</p>
--	---

### LS3-HS Heredity: Inheritance and Variation of Traits

<p>Performance Expectations (PE)</p>
<p>Students who demonstrate understanding can:</p> <p><b>LS3-HS- 1. Ask questions to clarify relationships about the role of DNA and chromosomes in coding the instructions for characteristic traits passed from parents to offspring.</b></p> <ul style="list-style-type: none"> <li>Assessment Boundary: Assessment does not include the phases of meiosis or the biochemical mechanism of specific steps in the process.</li> </ul> <p><b>LS3-HS-2. Make and defend a claim based on evidence that inheritable genetic variations may result from: (1) new genetic combinations through meiosis, (2)</b></p>

**viable errors occurring during replication, and/or (3) mutations caused by environmental factors.**

- Clarification Statement: Emphasis is on using data to support arguments for the way variation occurs.
- Assessment Boundary: Assessment does not include the phases of meiosis or the biochemical mechanism of specific steps in the process.

**LS3-HS-3. Apply concepts of statistics and probability to explain the variation and distribution of expressed traits in a population.**

- Clarification Statement: Emphasis is on the use of mathematics to describe the probability of traits (alleles) as it relates to genetic and environmental factors in the expression of traits.
- Assessment Boundary: Assessment does not include Hardy-Weinberg calculations.

Science and Engineering Practices (SEP)	Disciplinary Core Ideas (DCI)	Crosscutting Concepts (CCC)
<p><b>Asking Questions and Defining Problems</b> Asking questions and defining problems in 9-12 builds on K-8 experiences and progresses to formulating, refining, and evaluating empirically testable questions and design problems using models and simulations.</p> <ul style="list-style-type: none"> <li>• Ask questions that arise from examining models or a theory to clarify relationships. (LS3-HS-1)</li> </ul> <p><b>Analyzing and Interpreting Data</b> Analyzing data in 9-12 builds on K-8 experiences and progresses to introducing more detailed statistical analysis, the comparison of data sets for consistency, and the use of models to generate and analyze data.</p> <ul style="list-style-type: none"> <li>• Apply concepts of statistics and probability (including determining function fits to data, slope, intercept, and correlation coefficient for linear fits) to scientific and engineering questions and problems, using digital tools when feasible. (LS3-HS-3)</li> </ul> <p><b>Engaging in Argument from Evidence</b> Engaging in argument from evidence in 9-12 builds on K-8 experiences and progresses to using appropriate and sufficient evidence and scientific reasoning to defend and critique claims and explanations about the natural and designed world(s). Arguments may also come from current scientific or historical episodes in science.</p> <ul style="list-style-type: none"> <li>• Make and defend a claim based on evidence about the natural world that reflects scientific knowledge, and student-generated evidence. (LS3-HS-2)</li> </ul>	<p><b>LS1.A: Structure and Function</b></p> <ul style="list-style-type: none"> <li>• All cells contain genetic information in the form of DNA molecules. Genes are regions in the DNA that contain the instructions that code for the formation of proteins. (LS3-HS-1, LS1-HS-1.)</li> </ul> <p><b>LS3.A: Inheritance of Traits</b></p> <ul style="list-style-type: none"> <li>• Each chromosome consists of a single very long DNA molecule, and each gene on the chromosome is a particular segment of that DNA. The instructions for forming species' characteristics are carried in DNA. All cells in an organism have the same genetic content, but the genes used (expressed) by the cell may be regulated in different ways. Not all DNA codes for a protein; some segments of DNA are involved in regulatory or structural functions, and some have no as-yet known function. (LS3-HS-1)</li> </ul> <p><b>LS3.B: Variation of Traits</b></p> <ul style="list-style-type: none"> <li>• In sexual reproduction, chromosomes can sometimes swap sections during the process of meiosis (cell division), thereby creating new genetic combinations and thus more genetic variation. Although DNA replication is tightly regulated and remarkably accurate, errors do occur and result in mutations, which are also a source of genetic variation. Environmental factors can also cause mutations in genes, and viable mutations are inherited. (LS3-HS-2)</li> <li>• Environmental factors also affect expression of traits, and hence affect the probability of occurrences of traits in a population. Thus the variation and distribution of traits observed depends on both genetic and environmental factors. (LS3-HS-2, LS3-HS-3)</li> </ul>	<p><b>Cause and Effect</b> Empirical evidence is required to differentiate between cause and correlation and make claims about specific causes and effects. (LS3-HS-1, LS3-HS-2)</p> <p><b>Scale, Proportion, and Quantity</b> Algebraic thinking is used to examine scientific data and predict the effect of a change in one variable on another (e.g., linear growth vs. exponential growth). (LS3-HS-3)</p> <p style="text-align: center;"><b>Connections to Nature of Science</b></p> <p><b>Science is a Human Endeavor</b> Technological advances have influenced the progress of science and science has influenced advances in technology. (LS3-HS-3) Science and engineering are influenced by society and society is influenced by science and engineering. (LS3-HS-3)</p>

**Idaho Common Core Connections**

**ELA/Literacy**  
**RST.11-12.1** Cite specific textual evidence to support analysis of science and technical texts, attending to important distinctions the author makes and to any gaps or inconsistencies in the account. (LS3-HS-1), (LS3-HS-2), (LS3-HS-3), (LS3-HS-6), (LS3-HS-8)

**Mathematics**  
**MP.2** Reason abstractly and quantitatively. (LS3-HS-2), (LS3-HS-3)

**RST.11-12.9** Synthesize information from a range of sources (e.g., texts, experiments, simulations) into a coherent understanding of a process, phenomenon, or concept, resolving conflicting information when possible. (LS3-HS-1)  
**WHST.9-12.1** Write arguments focused on discipline-specific content. (LS3-HS-2)

## LS4-HS Biological Adaptation: Unity and Diversity

### Performance Expectations (PE)

Students who demonstrate understanding can:

**LS4-HS-1. Communicate scientific information that common ancestry and biological evolution are supported by multiple lines of empirical evidence.**

- Clarification Statement: Emphasis is on a conceptual understanding of the role each line of evidence has relating to common ancestry and biological evolution. Examples of evidence could include similarities in DNA sequences, anatomical structures, and order of appearance of structures in embryological development.

**LS4-HS-2. Construct an explanation based on evidence that the process of evolution primarily results from four factors: (1) the potential for a species to increase in number, (2) the heritable genetic variation of individuals in a species due to mutation and sexual reproduction, (3) competition for limited resources, and (4) the proliferation of those organisms that are better able to survive and reproduce in the environment.**

- Clarification Statement: Emphasis is on using evidence to explain the influence each of the four factors has on number of organisms, behaviors, morphology, or physiology in terms of ability to compete for limited resources and subsequent survival of individuals and adaptation of species. Examples of evidence could include mathematical models such as simple distribution graphs and proportional reasoning.
- Assessment Boundary: Assessment does not include other mechanisms of evolution, such as genetic drift, gene flow through migration, and co-evolution.

**LS4-HS-3. Apply concepts of statistics and probability to support explanations that organisms with an advantageous heritable trait tend to increase in proportion to organisms lacking this trait.**

- Clarification Statement: Emphasis is on analyzing shifts in numerical distribution of traits and using these shifts as evidence to support explanations.
- Assessment Boundary: Assessment is limited to basic statistical and graphical analysis. Assessment does not include allele frequency calculations.

**LS4-HS-4. Construct an explanation based on evidence for how natural selection leads to adaptation of populations.**

- Clarification Statement: Emphasis is on using data to provide evidence for how specific biotic and abiotic differences in ecosystems (such as ranges of seasonal temperature, long-term climate change, acidity, light, geographic barriers, or evolution of other organisms) contribute to a change in gene frequency over time, leading to adaptation of populations.

**LS4-HS-5. Evaluate the evidence supporting claims that changes in environmental conditions may result in: (1) increases in the number of individuals of some species, (2) the emergence of new species over time, and (3) the extinction of other species.**

- Clarification Statement: Emphasis is on determining cause and effect relationships for how changes to the environment such as deforestation, over fishing, application of fertilizers and pesticides, drought, flood, and the rate of change of the environment affect distribution or disappearance of traits in species.

**LS4-HS-6. Create or revise a simulation to test a solution to mitigate adverse impacts of human activity on biodiversity.**

- Clarification Statement: Emphasis is on designing solutions for a proposed problem related to threatened or endangered species, or to genetic variation of organisms for multiple species.

Science and Engineering Practices (SEP)	Disciplinary Core Ideas (DCI)	Crosscutting Concepts (CCC)
<p><b>Analyzing and Interpreting Data</b>                      Analyzing data in 9–12 builds on K–8 experiences and progresses to introducing more detailed statistical analysis, the comparison of data sets for consistency, and the use of models to generate and analyze data.</p> <ul style="list-style-type: none"> <li>• Apply concepts of statistics and probability (including determining function fits to data,</li> </ul>	<p><b>LS4.A: Evidence of Common Ancestry and Diversity</b></p> <ul style="list-style-type: none"> <li>• Genetic information, like the fossil record, provides evidence of evolution. DNA sequences vary among species, but there are many overlaps: in fact, the ongoing branching that produces multiple lines of descent can be inferred by comparing the DNA sequences of different organisms. Such information is also derivable from the similarities and</li> </ul>	<p><b>Patterns</b>                      Different patterns may be observed at each of the scales at which a system is studied and can provide evidence for causality in explanations of phenomena. (LS4-HS-1, LS4-HS-3)</p> <p><b>Cause and Effect</b></p>

slope, intercept, and correlation coefficient for linear fits) to scientific and engineering questions and problems, using digital tools when feasible. (LS4-HS-3)

**Using Mathematics and Computational Thinking**

Mathematical and computational thinking in 9-12 builds on K-8 experiences and progresses to using algebraic thinking and analysis, a range of linear and nonlinear functions including trigonometric functions, exponentials and logarithms, and computational tools for statistical analysis to analyze, represent, and model data. Simple computational simulations are created and used based on mathematical models of basic assumptions.

- Create or revise a simulation of a phenomenon, designed device, process, or system. (LS4-HS-6)

**Constructing Explanations and Designing Solutions**

Constructing explanations and designing solutions in 9–12 builds on K–8 experiences and progresses to explanations and designs that are supported by multiple and independent student-generated sources of evidence consistent with scientific ideas, principles, and theories.

- Construct an explanation based on valid and reliable evidence obtained from a variety of sources (including **students’ own** investigations, models, theories, simulations, peer review) and the assumption that theories and laws that describe the natural world operate today as they did in the past and will continue to do so in the future. (LS4-HS-2, LS4-HS-4)

**Engaging in Argument from Evidence**

Engaging in argument from evidence in 9-12 builds on K-8 experiences and progresses to using appropriate and sufficient evidence and scientific reasoning to defend and critique claims and explanations about the natural and designed world(s). Arguments may also come from current or historical episodes in science.

- Evaluate the evidence behind currently accepted explanations or solutions to determine the merits of arguments. (LS4-

differences in amino acid sequences and from anatomical and embryological evidence. (LS4-HS-1)

**LS4.B: Natural Selection**

- Natural selection occurs only if there is both (1) variation in the genetic information between organisms in a population and (2) variation in the expression of that genetic information—that is, trait variation—that leads to differences in performance among individuals. (LS4-HS-2, LS4-HS-3)
- The traits that positively affect survival are more likely to be reproduced, and thus are more common in the population. (LS4-HS-3)

**LS4.C: Adaptation**

- Evolution is a consequence of the interaction of four factors: (1) the potential for a species to increase in number, (2) the genetic variation of individuals in a species due to mutation and sexual reproduction, (3) competition for an **environment’s limited supply of the resources** that individuals need in order to survive and reproduce, and (4) the ensuing proliferation of those organisms that are better able to survive and reproduce in that environment. (LS4-HS-2)
- Natural selection leads to adaptation, that is, to a population dominated by organisms that are anatomically, behaviorally, and physiologically well suited to survive and reproduce in a specific environment. That is, the differential survival and reproduction of organisms in a population that have an advantageous heritable trait leads to an increase in the proportion of individuals in future generations that have the trait and to a decrease in the proportion of individuals that do not. (LS4-HS-3, LS4-HS-4)
- Adaptation also means that the distribution of traits in a population can change when conditions change. (LS4-HS-3)
- Changes in the physical environment, whether naturally occurring or human induced, have thus contributed to the expansion of some species, the emergence of new distinct species as populations diverge under different conditions, and the decline—and sometimes the extinction—of some species. (LS4-HS-5, LS4-HS-6)
- Species become extinct because they can no longer survive and reproduce in their altered environment. If members cannot adjust to change that is too fast or drastic, the opportunity for the **species’ evolution is lost.** (LS4-HS-5)

**LS4.D: Biodiversity and Humans**

- Humans depend on the living world for the resources and other benefits provided by biodiversity. But human activity is also having adverse impacts on biodiversity through

Empirical evidence is required to differentiate between cause and correlation and make claims about specific causes and effects. (LS4-HS-2, LS4-HS-4, LS4-HS-5, LS4-HS-6)

**Connections to Nature of Science**

**Scientific Knowledge Assumes an Order and Consistency in Natural Systems**

Scientific knowledge is based on the assumption that natural laws operate today as they did in the past and they will continue to do so in the future. (LS4-HS-1, LS4-HS-4)

<p style="text-align: center;">HS-5)</p> <p><b>Obtaining, Evaluating, and Communicating Information</b></p> <p>Obtaining, evaluating, and communicating information in 9–12 builds on K–8 experiences and progresses to evaluating the validity and reliability of the claims, methods, and designs.</p> <ul style="list-style-type: none"> <li>Communicate scientific information (e.g., about phenomena and/or the process of development and the design and performance of a proposed process or system) in multiple formats (including orally, graphically, textually, and mathematically). (LS4-HS-1)</li> </ul> <p style="text-align: center;"><b>Connections to Nature of Science</b></p> <p><b>Science Models, Laws, Mechanisms, and Theories Explain Natural Phenomena</b></p> <p>A scientific theory is a substantiated explanation of some aspect of the natural world, based on a body of facts that have been repeatedly confirmed through observation and experiment and the science community validates each theory before it is accepted. If new evidence is discovered that the theory does not accommodate, the theory is generally modified in light of this new evidence. (LS4-HS-1)</p>	<p>overpopulation, overexploitation, habitat destruction, pollution, introduction of invasive species, and climate change. Thus sustaining biodiversity so that ecosystem functioning and productivity are maintained is essential to supporting and enhancing life on Earth. Sustaining biodiversity also aids humanity by preserving landscapes of recreational or inspirational value. (LS4-HS-6, LS2-HS-7.)</p> <p><b>ETS1.B: Developing Possible Solutions</b></p> <ul style="list-style-type: none"> <li>When evaluating solutions, it is important to take into account a range of constraints, including cost, safety, reliability, and aesthetics, and to consider social, cultural, and environmental impacts. (LS4-HS-6)</li> <li>Both physical models and computers can be used in various ways to aid in the engineering design process. Computers are useful for a variety of purposes, such as running simulations to test different ways of solving a problem or to see which one is most efficient or economical; and in making a persuasive presentation to a client about how a given design will meet his or her needs. (LS4-HS-6)</li> </ul>	
--	---	--

<b>Idaho Common Core Connections</b>	
<p><b>ELA/Literacy</b></p> <p><b>RST.11-12.1</b> Cite specific textual evidence to support analysis of science and technical texts, attending to important distinctions the author makes and to any gaps or inconsistencies in the account. (LS4-HS-1), (LS4-HS-2), (LS4-HS-3), (LS4-HS-4)</p> <p><b>RST.11-12.8</b> Evaluate the hypotheses, data, analysis, and conclusions in a science or technical text, verifying the data when possible and corroborating, or challenging conclusions with other sources of information. (LS4-HS-5)</p> <p><b>WHST.9-12.2</b> Write informative/explanatory texts, including the narration of historical events, scientific procedures/ experiments, or technical processes. (LS4-HS-1), (LS4-HS-2), (LS4-HS-3), (LS4-HS-4)</p> <p><b>WHST.9-12.5</b> Develop and strengthen writing as needed by planning, revising, editing, rewriting, or trying a new approach, focusing on addressing what is most significant for a specific purpose and audience. (LS4-HS-6)</p> <p><b>WHST.9-12.7</b> Conduct short as well as more sustained research projects to answer a question (including a self-generated question) or solve a problem; narrow or broaden the inquiry when appropriate; synthesize multiple sources on the subject, demonstrating understanding of the subject under investigation. (LS4-HS-6)</p> <p><b>WHST.9-12.9</b> Draw evidence from informational texts to support analysis, reflection, and research. (LS4-HS-1), (LS4-HS-2), (LS4-HS-3), (LS4-HS-4), (LS4-HS-5)</p> <p><b>SL.11-12.4</b> Present claims and findings, emphasizing salient points in a focused, coherent manner with relevant evidence, sound valid reasoning, and well-chosen details; use appropriate eye contact, adequate volume, and clear pronunciation. (LS4-HS-1), (LS4-HS-2)</p>	<p><b>Mathematics</b></p> <p><b>MP.2</b> Reason abstractly and quantitatively. (LS4-HS-1), (LS4-HS-2), (LS4-HS-3), (LS4-HS-4), (LS4-HS-5)</p> <p><b>MP.4</b> Model with mathematics (LS4-HS-2)</p>



## PSC: Physical Sciences Chemistry

### PSC1-HS Structure and Properties of Matter

#### Performance Expectations (PE)

Students who demonstrate understanding can:

**PSC1-HS-1. Develop models to describe the atomic composition of simple molecules and extended structures.**

- Clarification Statement: Emphasis is on reviewing how to develop models of molecules that vary in complexity. This should build on the similar middle school standard (PS1-MS-1). Examples of simple molecules could include ammonia and methanol. Examples of extended structures could include sodium chloride or diamonds. Examples of molecular-level models could include drawings, 3D ball and stick structures, or computer representations showing different molecules with different types of atoms.
- Assessment Limit: Students will be provided with the names of the elements, a list of common ions, a list of numerical prefixes and their meanings, and the charges of all cations and anions within the item as necessary. Confine element symbols to the representative and familiar transition metal elements.

**PSC1-HS-2. Use the periodic table as a model to predict the relative properties of elements based on the patterns of electrons in the outermost energy level of atoms.**

- Clarification Statement: Examples of properties that could be predicted from patterns could include reactivity of metals, types of bonds formed, numbers of bonds formed, and reactions with oxygen.
- Assessment Limit: Elements will be limited to main group elements. Properties assessed will be limited to reactivity, valence electrons, atomic radius, electronegativity, ionization energy (first), shielding effect, and the most common oxidation number.

**PSC1-HS-3. Plan and conduct an investigation to gather evidence to compare the structure of substances at the bulk scale to infer the strength of electrical forces between particles.**

- Clarification Statement: Emphasis is on understanding the strengths of forces between particles, not on naming specific intermolecular forces (such as dipole-dipole). Examples of particles could include ions, atoms, molecules, and networked materials (such as graphite). Examples of bulk properties of substances could include the melting point and boiling point, vapor pressure, and surface tension.
- Assessment Limit: Metallic, ionic, and covalent bonds may be included. Graphical representations of melting or boiling points of different substances may be used in the item (e.g., graph of boiling points vs. molar mass or simple bar graph). Structural formulas of compounds may be used to compare the melting/boiling points of compounds

**PSC1-HS-4. Develop models to illustrate the changes in the composition of the nucleus of the atom and the energy released during the processes of fission, fusion, and other types of radioactive decay.**

- Clarification Statement: Emphasis is on simple qualitative models, such as pictures or diagrams, and on the scale of energy released in nuclear processes relative to other kinds of transformations.
- Assessment Limit: Assessment does not include quantitative calculation of energy released. Assessment is limited to alpha, beta, and gamma radioactive decays.

**PSC1-HS-5. Communicate scientific and technical information about why the molecular-level structure is important in the functioning of designed materials.**

- Clarification Statement: Emphasis is on the attractive and repulsive forces that determine the functioning of the material. Examples could include why electrically conductive materials are often made of metal, flexible but durable materials are made up of long chained molecules, and pharmaceuticals are designed to interact with specific receptors.
- Assessment Limit: Assessment is limited to provided molecular structures of specific designed materials. For questions involving polar vs. nonpolar bonds, item distractors containing ionic bonds may not be used. Electronegativity differences of < 0.5 should be used for nonpolar covalent bonds. Electronegativity differences of 0.5 – 1.7 should be used for polar covalent bonds.

Science and Engineering Practices (SEP)	Disciplinary Core Ideas (DCI)	Crosscutting Concepts (CCC)
<p><b>Developing and Using Models</b> Modeling in 9–12 builds on K–8 and progresses to using, synthesizing, and developing models to predict and show relationships among variables between systems and their components in the natural and designed worlds.</p> <ul style="list-style-type: none"> <li>• Develop a model based on evidence to illustrate the relationships between systems</li> </ul>	<p><b>PS1.A: Structure and Properties of Matter</b></p> <ul style="list-style-type: none"> <li>• Substances are made from different types of atoms, which combine with one another in various ways. Atoms form molecules that range in size from two to thousands of atoms. (PSC1-HS-1)</li> <li>• Each atom has a substructure consisting of a nucleus, which is made of protons and neutrons, surrounded by electrons. (PSC1-HS-2)</li> </ul>	<p><b>Patterns</b> Different patterns may be observed at each of the scales at which a system is studied and can provide evidence for causality in explanations of phenomena. (PSC1-HS-1, PSC1-HS-2, PSC1-HS-3)</p> <p><b>Energy and Matter</b> In nuclear processes, atoms are not conserved, but the total number of protons plus neutrons is</p>

<p>or between components of a system. (PSC1-HS-1, PSC1-HS4)</p> <ul style="list-style-type: none"> <li>Use a model to predict the relationships between systems or between components of a system. (PSC1-HS-1, PSC1-HS-2)</li> </ul> <p><b>Planning and Carrying Out Investigations</b> Planning and carrying out investigations in 9-12 builds on K-8 experiences and progresses to include investigations that provide evidence for and test conceptual, mathematical, physical, and empirical models.</p> <ul style="list-style-type: none"> <li>Plan and conduct an investigation individually and collaboratively to produce data to serve as the basis for evidence, and in the design: decide on types, how much, and accuracy of data needed to produce reliable measurements and consider limitations on the precision of the data (e.g., number of trials, cost, risk, time), and refine the design accordingly. (PSC1-HS-3)</li> </ul> <p><b>Obtaining, Evaluating, and Communicating Information</b> Obtaining, evaluating, and communicating information in 9–12 builds on K–8 and progresses to evaluating the validity and reliability of the claims, methods, and designs.</p> <ul style="list-style-type: none"> <li>Communicate scientific and technical information (e.g. about the process of development and the design and performance of a proposed process or system) in multiple formats (including orally, graphically, textually, and mathematically). (PSC1-HS-5)</li> </ul>	<ul style="list-style-type: none"> <li>The periodic table orders elements horizontally by the number of protons in the atom’s nucleus and places those with similar chemical properties in columns. The repeating patterns of this table reflect patterns of outer electron states. (PSC1-HS-2)</li> <li>The structure and interactions of matter at the bulk scale are determined by electrical forces within and between atoms. (PSC1-HS-3, PSC1-HS-5)</li> </ul> <p><b>PS1.C: Nuclear Processes</b></p> <ul style="list-style-type: none"> <li>Nuclear processes, including fusion, fission, and radioactive decays of unstable nuclei, involve release or absorption of energy. The total number of neutrons plus protons does not change in any nuclear process. (PSC1-HS-4)</li> </ul> <p><b>PS2.B: Types of Interactions</b></p> <ul style="list-style-type: none"> <li>Attraction and repulsion between electric charges at the atomic scale explain the structure, properties (physical and chemical), and transformations of matter, as well as the contact forces between material objects. (PSC1-HS-2, PSC1-HS3, PSC1-HS-5)</li> </ul>	<p>conserved. (PSC1-HS-4)</p> <p><b>Structure and Function</b> Investigating or designing new systems or structures requires a detailed examination of the properties of different materials, the structures of different components, and connections of components to reveal its function and/or solve a problem. (PSC1-HS-5)</p>
--	--	--

**Idaho Common Core Connections**

<p><b>ELA/Literacy</b></p> <p><b>RST.9-10.7</b> Translate quantitative or technical information expressed in words in a text into visual form (e.g., a table or chart) and translate information expressed visually or mathematically (e.g., in an equation) into words. (PSC1-HS-2)</p> <p><b>RST.11-12.1</b> Cite specific textual evidence to support analysis of science and technical texts, attending to important distinctions the author makes and to any gaps or inconsistencies in the account. (PSC1-HS-3),(PSC1-HS-5)</p> <p><b>WHST.9-12.2</b> Write informative/explanatory texts, including the narration of historical events, scientific procedures/ experiments, or technical processes. (PSC1-HS-5)</p> <p><b>WHST.9-12.7</b> Conduct short as well as more sustained research projects to answer a question (including a self-generated question) or solve a problem; narrow or broaden the inquiry when appropriate; synthesize multiple sources on the subject, demonstrating understanding of the subject under investigation. (PSC1-HS-3)</p> <p><b>WHST.11-12.8</b> Gather relevant information from multiple authoritative print and digital sources, using advanced searches effectively; assess the strengths and limitations of each source in terms of the specific task, purpose,</p>	<p><b>Mathematics</b></p> <p><b>MP.4</b> Model with mathematics. (PSC1-HS-4)</p> <p><b>HSN-Q.A.1</b> Use units as a way to understand problems and to guide the solution of multi-step problems; choose and interpret units consistently in formulas; choose and interpret the scale and the origin in graphs and data displays. (PSC1-HS-3),(PSC1-HS-4),(PSC1-HS-5)</p> <p><b>HSN-Q.A.2</b> Define appropriate quantities for the purpose of descriptive modeling. (PSC1-HS-4),(PSC1-HS-5)</p> <p><b>HSN-Q.A.3</b> Choose a level of accuracy appropriate to limitations on measurement when reporting quantities. (PSC1-HS-3),(PSC1-HS-4),(PSC1-HS-5)</p>
--	---

and audience; integrate information into the text selectively to maintain the flow of ideas, avoiding plagiarism and overreliance on any one source and following a standard format for citation. (PSC1-HS-3)  
**WHST.9-12.9** Draw evidence from informational texts to support analysis, reflection, and research. (PSC1-HS-3)

## PSC2-HS Chemical Reactions

### Performance Expectations (PE)

Students who demonstrate understanding can:

**PSC2-HS-1 Construct and revise an explanation for the outcome of a simple chemical reaction based on the outermost electron states of atoms, trends in the periodic table, and knowledge of the patterns of chemical properties.**

- Clarification Statement: Examples of chemical reactions could include the reaction of sodium and chlorine, of carbon and oxygen, or of carbon and hydrogen.
- Assessment Limit: Identify types of chemical reactions including: synthesis/formation/combination reactions, decomposition reactions, single replacement/displacement reactions, double replacement/displacement reactions, oxidation-reduction (redox) reactions (single replacement only), acid base reactions, and combustion reactions (for hydrocarbons). Predict the products of double replacement, single replacement, and combustion reactions only. For the second skill statement, do not use acid names or hydrocarbons when translating between words and formulas. Items will include a list of common ions, as needed.

**PSC2-HS-2. Develop a model to illustrate that the release or absorption of energy from a chemical reaction system depends upon the changes in total bond energy.**

- Clarification Statement: Emphasis is on the idea that a chemical reaction is a system that affects the energy change. Examples of models could include molecular-level drawings and diagrams of reactions, graphs showing the relative energies of reactants and products, and representations showing energy is conserved.
- Assessment Limit: Assessment does not include calculating the total bond energy changes during a chemical reaction from the bond energies of reactants and products.

**PSC2-HS-3. Apply scientific principles and evidence to provide an explanation about the effects of changing the temperature or concentration of the reacting particles on the rate at which a reaction occurs.**

- Clarification Statement: Emphasis is on student reasoning that focuses on the number and energy of collisions between molecules.
- Assessment Limit: Factors that influence the rate of reaction may include temperature, surface area, size of particles, concentration, and catalysts. Can also include concentration and titration relationships. Provide a graphic showing how a catalyst provides a different pathway for a chemical reaction to occur resulting in a lower activation energy. May include a titration curve.

**PSC2-HS-4. Use mathematical representations to support the claim that atoms, and therefore mass, are conserved during a chemical reaction.**

- Clarification Statement: Emphasis is on using mathematical ideas to communicate the proportional relationships between masses of atoms in the reactants and the products, and the translation of these relationships to the macroscopic scale using the mole as the conversion from the atomic to the macroscopic scale. Emphasis is on assessing students' use of mathematical thinking and not on memorization and rote application of problem-solving techniques. Should also include calculations related to determining the concentration and/or pH of a solution.
- Assessment Limit: Conversion problems will be one to two steps (e.g., grams to moles to atoms/molecules). Compounds and formulas should be provided in the stem of the question. Students should be given molecular masses in problems involving gram to other unit conversions. Molar mass calculations should not be combined with conversion problems. All volumes must be at standard temperature and pressure (STP). A balanced equation and molar masses should be included in the item. Calculations may include grams/moles/volume of reactant to grams/moles/volume of product.

**PSC2-HS-5. Refine the design of a chemical system by specifying a change in conditions that would produce increased amounts of products at equilibrium.**

- Clarification Statement: Emphasis is on the application of Le Chatelier's Principle and on refining designs of chemical reaction systems, including descriptions of the connection between changes made at the macroscopic level and what happens at the molecular level. Examples of designs could include different ways to increase product formation including adding reactants or removing products.
- Assessment Boundary: Assessment is limited to specifying the change in only one variable at a time. Assessment does not include calculating equilibrium constants and concentrations.

<b>Science and Engineering Practices (SEP)</b>	<b>Disciplinary Core Ideas (DCI)</b>	<b>Crosscutting Concepts (CCC)</b>
<b>Developing and Using Models</b> Modeling in 9–12 builds on K–8 and progresses to using, synthesizing, and developing models to predict	<b>PS1.A: Structure and Properties of Matter</b> <ul style="list-style-type: none"> <li>• The periodic table orders elements horizontally by the number of protons in the atom's nucleus and places those</li> </ul>	<b>Patterns</b> Different patterns may be observed at each of the scales at which a system is studied and can provide

and show relationships among variables between systems and their components in the natural and designed worlds.

- Develop a model based on evidence to illustrate the relationships between systems or between components of a system. (PSC2-HS-2)

### Using Mathematics and Computational Thinking

Mathematical and computational thinking at the 9–12 level builds on K–8 and progresses to using algebraic thinking and analysis, a range of linear and nonlinear functions including scientific notation, significant figures, dimensional analysis, exponentials and logarithms, and computational tools for statistical analysis to analyze, represent, and model data. Simple computational simulations are created and used based on mathematical models of basic assumptions.

- Use mathematical representations of phenomena to support claims. (PSC2-HS-4)

### Constructing Explanations and Designing Solutions

Constructing explanations and designing solutions in 9–12 builds on K–8 experiences and progresses to explanations and designs that are supported by multiple and independent student-generated sources of evidence consistent with scientific ideas, principles, and theories.

- Apply scientific principles and evidence to provide an explanation of phenomena and solve design problems, taking into account possible unanticipated effects. (PSC2-HS-3)
- Construct and revise an explanation based on valid and reliable evidence obtained from a variety of sources (including students' own investigations, models, theories, simulations, peer review) and the assumption that theories and laws that describe the natural world operate today as they did in the past and will continue to do so in the future. (PSC2-HS-1)
- Refine a solution to a complex real-world problem, based on scientific knowledge, student-generated sources of evidence,

with similar physical and chemical properties in columns. The repeating patterns of this table reflect patterns of outer electron states. (PSC2-S-1)

- A stable molecule has less energy than the same set of atoms separated; one must provide at least this energy in order to take the molecule apart. (PSC2-HS-2)

### PS1.B: Chemical Reactions

- Chemical processes, their rates, and whether or not energy is stored or released can be understood in terms of the collisions of molecules and the rearrangements of atoms into new molecules, with consequent changes in the sum of all bond energies in the set of molecules that are matched by changes in kinetic energy. (PSC2-HS-2, PSC2-HS-3)
- In many situations, a dynamic and condition-dependent balance between a reaction and the reverse reaction determines the numbers of all types of molecules present. (PSC2-HS-5)
- The fact that atoms are conserved, together with knowledge of the chemical properties of the elements involved, can be used to describe and predict chemical reactions. (PSC2-HS-1, PSC2-HS-4)

### ETS1.C: Optimizing the Design Solution

- Criteria may need to be broken down into simpler ones that can be approached systematically, and decisions about the priority of certain criteria over others (trade-offs) may be needed. (PSC2-HS-5)

evidence for causality in explanations of phenomena. (PSC2-HS-1, PSC2-HS-3)

### Energy and Matter

The total amount of energy and matter in closed systems is conserved. (PSC2-HS-4) Changes of energy and matter in a system can be described in terms of energy and matter flows into, out of, and within that system. (PSC2-HS-2)

### Stability and Change

Much of science deals with constructing explanations of how things change and how they remain stable. (PSC2-HS-5)

### *Connections to Nature of Science*

#### Scientific Knowledge Assumes an Order and Consistency in Natural Systems

Science assumes the universe is a vast single system in which basic laws are consistent. (PSC2-HS-4)

prioritized criteria, and tradeoff considerations. (PSC2-HS-5)		
<b>Idaho Common Core Connections</b>		
<b>ELA/Literacy</b> <i><b>RST.11-12.1</b> Cite specific textual evidence to support analysis of science and technical texts, attending to important distinctions the author makes and to any gaps or inconsistencies in the account. (PSC2-HS-3)</i> <i><b>WHST.9-12.2</b> Write informative/explanatory texts, including the narration of historical events, scientific procedures/ experiments, or technical processes. (PSC2-HS-1), (PSC2-HS-3)</i> <i><b>WHST.9-12.5</b> Develop and strengthen writing as needed by planning, revising, editing, rewriting, or trying a new approach, focusing on addressing what is most significant for a specific purpose and audience. (PSC2-HS-1)</i> <i><b>WHST.9-12.7</b> Conduct short as well as more sustained research projects to answer a question (including a self-generated question) or solve a problem; narrow or broaden the inquiry when appropriate; synthesize multiple sources on the subject, demonstrating understanding of the subject under investigation. (PSC2-HS-5)</i> <i><b>SL.11-12.5</b> Make strategic use of digital media (e.g., textual, graphical, audio, visual, and interactive elements) in presentations to enhance understanding of findings, reasoning, and evidence and to add interest. (PSC2-HS-2)</i>	<b>Mathematics</b> <i><b>MP.2</b> Reason abstractly and quantitatively. (PSC2-HS-3), (PSC2-HS-4)</i> <i><b>MP.4</b> Model with mathematics. (PSC2-HS-2)</i> <i><b>HSN-Q.A.1</b> Use units as a way to understand problems and to guide the solution of multi-step problems; choose and interpret units consistently in formulas; choose and interpret the scale and the origin in graphs and data displays. (PSC2-HS-1), (PSC2-HS-2), (PSC2-HS-3), (PSC2-HS-4)</i> <i><b>HSN-Q.A.2</b> Define appropriate quantities for the purpose of descriptive modeling. (PSC2-HS-2), (PSC2-HS-4)</i> <i><b>HSN-Q.A.3</b> Choose a level of accuracy appropriate to limitations on measurement when reporting quantities. (PSC2-HS-1), (PSC2-HS-2), (PSC2-HS-3), (PSC2-HS-4)</i>	

## PSC3-HS Energy

Performance Expectations (PE)	
Students who demonstrate understanding can:	
<p><b>PSC3-HS-1. Evaluate the claims, evidence, and reasoning behind the idea that electromagnetic radiation can be described either by a wave model or a particle model, and that for some situations one model is more useful than the other.</b></p> <ul style="list-style-type: none"> <li>● Clarification Statement: Emphasis is on how the experimental evidence supports the claim and how a theory is generally modified in light of new evidence. Examples of a phenomenon could include interference, diffraction, and photoelectric effect.</li> <li>● Assessment Boundary: Assessment does not include using quantum theory.</li> </ul>	
<p><b>PSC3-HS-2 Create a computational model to calculate the change in the energy of one component in a system when the change in energy of the other component(s) and energy flows in and out of the system are known.</b></p> <ul style="list-style-type: none"> <li>● Clarification Statement: Emphasis is on explaining the meaning of mathematical expressions used in the model.</li> <li>● Assessment Limit: Provide two temperatures (initial and final), a temperature-time graph, or an enthalpy diagram.</li> </ul>	
<p><b>PSC3-HS-3. Develop and use models to illustrate that energy at the macroscopic scale can be accounted for as a combination of energy associated with the motions of particles (objects) and energy associated with the relative positions of particles (objects).</b></p> <ul style="list-style-type: none"> <li>● Clarification Statement: Examples of phenomena at the macroscopic scale could include the conversion of kinetic energy to thermal energy. Examples of models could include diagrams, drawings, descriptions, and computer simulations.</li> <li>● Assessment Limit: Provide equations for the gas laws (i.e., ideal gas law, Boyle's law, Charles' law, and the combined gas laws).</li> </ul>	
<p><b>PSC3-HS-4*. Design, build, and refine a device that works within given constraints to convert one form of energy into another form of energy. ---OPTIONAL</b></p> <ul style="list-style-type: none"> <li>● Clarification Statement: Emphasis is on both qualitative and quantitative evaluations of devices. Examples of devices could include calorimeters, heat and cold packs, solar cells, solar ovens, and electrochemical cells. Examples of constraints could include use of renewable energy forms and efficiency.</li> <li>● Assessment Limit: Assessment for quantitative evaluations is limited to total output for a given input. Assessment is limited to devices constructed with materials provided to students.</li> </ul>	
<p><b>PSC3-HS-5. Plan and conduct an investigation to provide evidence that the transfer of thermal energy when two components of different temperature are combined within a closed system results in a more uniform energy distribution among the components in the system (second law of thermodynamics).</b></p> <ul style="list-style-type: none"> <li>● Clarification Statement: Emphasis is on analyzing data from student investigations and using mathematical thinking to describe the energy changes both quantitatively and conceptually (endothermic/exothermic). Examples of investigations could include mixing liquids at different initial temperatures or adding objects at different temperatures to water.</li> </ul>	

<ul style="list-style-type: none"> <li>Assessment Limit: For items involving specific heat, provide the equation <math>Q = mCp\Delta T</math> and specific heats. Include the melting and boiling points of water. Perform calculations for changes that do not involve a change of state. Perform gram to mole and mole to <math>\Delta H</math> calculations. Use joules as a unit of measure, as opposed to calories.</li> </ul>		
<b>Science and Engineering Practices (SEP)</b>	<b>Disciplinary Core Ideas (DCI)</b>	<b>Crosscutting Concepts (CCC)</b>
<p><b>Developing and Using Models</b> Modeling in 9–12 builds on K–8 and progresses to using, synthesizing, and developing models to predict and show relationships among variables between systems and their components in the natural and designed worlds.</p> <ul style="list-style-type: none"> <li>Develop and use a model based on evidence to illustrate the relationships between systems or between components of a system. (PSC3-HS-3)</li> </ul> <p><b>Planning and Carrying Out Investigations</b> Planning and carrying out investigations to answer questions or test solutions to problems in 9–12 builds on K–8 experiences and progresses to include investigations that provide evidence for and test conceptual, mathematical, physical, and empirical models.</p> <ul style="list-style-type: none"> <li>Plan and conduct an investigation individually and collaboratively to produce data to serve as the basis for evidence, and in the design: decide on types, how much, and accuracy of data needed to produce reliable measurements and consider limitations on the precision of the data (e.g., number of trials, cost, risk, time), and refine the design accordingly. (PSC3-HS-5)</li> </ul> <p><b>Using Mathematics and Computational Thinking</b> Mathematical and computational thinking at the 9–12 level builds on K–8 and progresses to using algebraic thinking and analysis, a range of linear and nonlinear functions including trigonometric functions, exponentials and logarithms, and computational tools for statistical analysis to analyze, represent, and model data. Simple computational simulations are created and used based on mathematical models of basic assumptions.</p> <ul style="list-style-type: none"> <li>Create a computational model or simulation of a phenomenon, designed device, process, or system. (PSC3-HS-2)</li> </ul>	<p><b>PS4.B: Electromagnetic Radiation</b></p> <ul style="list-style-type: none"> <li>Electromagnetic radiation (e.g., radio, microwaves, light) can be modeled as a wave of changing electric and magnetic fields or as particles called photons. The wave model is useful for explaining many features of electromagnetic radiation, and the particle model explains other features. (PSC3-HS-1)</li> </ul> <p><b>PS3.A: Definitions of Energy</b></p> <ul style="list-style-type: none"> <li>Energy is a quantitative property of a system that depends on the motion and interactions of matter and radiation within that system. That there is a single quantity called <b>energy is due to the fact that a system’s total energy is conserved</b>, even as, within the system, energy is continually transferred from one object to another and between its various possible forms. (PSC3-HS-2, PSC3-HS-3)</li> <li>At the macroscopic scale, energy manifests itself in multiple ways, such as in motion, sound, light, and thermal energy. (PSC3-HS-3, PSC3-HS-4)</li> <li>These relationships are better understood at the microscopic scale, at which all of the different manifestations of energy can be modeled as a combination of energy associated with the motion of particles and energy associated with the configuration (relative position of the particles). In some cases the relative position energy can be thought of as stored in fields (which mediate interactions between particles). This last concept includes radiation, a phenomenon in which energy stored in fields moves across space. (PSC3-HS-3)</li> </ul> <p><b>PS3.B: Conservation of Energy and Energy Transfer</b></p> <ul style="list-style-type: none"> <li>Conservation of energy means that the total change of energy in any system is always equal to the total energy transferred into or out of the system. (PSC3-HS-2)</li> <li>Energy cannot be created or destroyed, but it can be transported from one place to another and transferred between systems. (PSC3-HS-2, PSC3-HS-5)</li> <li>Mathematical expressions, which quantify how the stored energy in a system depends on its configuration (e.g. relative positions of charged particles, compression of a spring) and how kinetic energy depends on mass and speed, allow the concept of conservation of energy to be</li> </ul>	<p><b>Systems and System Models</b> When investigating or describing a system, the boundaries and initial conditions of the system need to be defined and their inputs and outputs analyzed and described using models. (PSC3-HS-5) Models can be used to predict the behavior of a system, but these predictions have limited precision and reliability due to the assumptions and approximations inherent in models. (PSC3-HS-2)</p> <p><b>Energy and Matter</b> Changes of energy and matter in a system can be described in terms of energy and matter flows into, out of, and within that system. (PSC3-HS-4) Energy cannot be created or destroyed—only moves between one place and another place, between objects and/or fields, or between systems. (PSC3-HS-3)</p> <p style="text-align: center;"><b><i>Connections to Engineering, Technology, and Applications of Science</i></b></p> <p><b>Influence of Science, Engineering and Technology on Society and the Natural World</b> Modern civilization depends on major technological systems. Engineers continuously modify these technological systems by applying scientific knowledge and engineering design practices to increase benefits while decreasing costs and risks. (PSC3-HS-4)</p> <p style="text-align: center;"><b><i>Connections to Nature of Science</i></b></p> <p><b>Scientific Knowledge Assumes an Order and Consistency in Natural Systems</b> Science assumes the universe is a vast single system in which basic laws are consistent. (PSC3-HS-2)</p>

<p><b>Constructing Explanations and Designing Solutions</b></p> <p>Constructing explanations and designing solutions in 9–12 builds on K–8 experiences and progresses to explanations and designs that are supported by multiple and independent student-generated sources of evidence consistent with scientific ideas, principles, and theories.</p> <ul style="list-style-type: none"> <li>• Design, evaluate, and/or refine a solution to a complex real-world problem, based on scientific knowledge, student-generated sources of evidence, prioritized criteria, and tradeoff considerations. (PSC3-HS-4)</li> </ul>	<p>used to predict and describe system behavior. (PSC3-HS-2)</p> <ul style="list-style-type: none"> <li>• The availability of energy limits what can occur in any system. (PSC3-HS-2)</li> <li>• Uncontrolled systems always evolve toward more stable states—that is, toward more uniform energy distribution (e.g., water flows downhill, objects hotter than their surrounding environment cool down). (PSC3-HS-5)</li> </ul> <p><b>PS3.D: Energy in Chemical Processes</b></p> <ul style="list-style-type: none"> <li>• Although energy cannot be destroyed, it can be converted to less useful forms—for example, to thermal energy in the surrounding environment. (PSC3-HS-4, PSC3-HS-5)</li> </ul>	
---	--	--

<b>Idaho Common Core Connections</b>	
<p><b>ELA/Literacy</b></p> <p><b>RST.11-12.1</b> Cite specific textual evidence to support analysis of science and technical texts, attending to important distinctions the author makes and to any gaps or inconsistencies in the account. (PSC3-HS-5)</p> <p><b>WHST.9-12.7</b> Conduct short as well as more sustained research projects to answer a question (including a self-generated question) or solve a problem: narrow or broaden the inquiry when appropriate; synthesize multiple sources on the subject, demonstrating understanding of the subject under investigation. (PSC3-HS-4), (PSC3-HS-5)</p> <p><b>WHST.11-12.8</b> Gather relevant information from multiple authoritative print and digital sources, using advanced searches effectively; assess the strengths and limitations of each source in terms of the specific task, purpose, and audience; integrate information into the text selectively to maintain the flow of ideas, avoiding plagiarism and overreliance on any one source and following a standard format for citation. (PSC3-HS-5)</p> <p><b>WHST.9-12.9</b> Draw evidence from informational texts to support analysis, reflection, and research. (PSC3-HS-5)</p> <p><b>SL.11-12.5</b> Make strategic use of digital media (e.g., textual, graphical, audio, visual, and interactive elements) in presentations to enhance understanding of findings, reasoning, and evidence and to add interest. (PSC3-HS-2), (PSC3-HS-3)</p>	<p><b>Mathematics</b></p> <p><b>MP.2</b> Reason abstractly and quantitatively. (PSC3-HS-2), (PSC3-HS-3), (PSC3-HS-4), (PSC3-HS-5)</p> <p><b>MP.4</b> Model with mathematics. (PSC3-HS-2), (PSC3-HS-3), (PSC3-HS-4), (PSC3-HS-5)</p> <p><b>HSN.Q.A.1</b> Use units as a way to understand problems and to guide the solution of multi-step problems; choose and interpret units consistently in formulas; choose and interpret the scale and the origin in graphs and data displays. (PSC3-HS-2), (PSC3-HS-4)</p> <p><b>HSN.Q.A.2</b> Define appropriate quantities for the purpose of descriptive modeling. (PSC3-HS-2), (PSC3-HS-4)</p> <p><b>HSN.Q.A.3</b> Choose a level of accuracy appropriate to limitations on measurement when reporting quantities. (PSC3-HS-2), (PSC3-HS-4)</p>

## PSP: Physical Sciences Physics

### PSP1-HS Motion and Stability: Forces and Interactions

#### Performance Expectations (PE)

Students who demonstrate understanding can:

**PSP1-HS-1. Analyze data to support the claim that Newton’s second law of motion describes the mathematical relationship among the net force on a macroscopic object, its mass, and its acceleration.**

- Clarification Statement: Examples of data could include tables or graphs of position or velocity as a function of time for objects subject to a net unbalanced force, such as a falling object, an object rolling down a ramp, or a moving object being pulled by a constant force.
- Assessment Boundary: Assessment is limited to one-dimensional motion and to macroscopic objects moving at non-relativistic speeds.

**PSP1-HS-2. Use mathematical representations to support the claim that the total momentum of a system of objects is conserved when there is no net force on the system.**

- Clarification Statement: Emphasis is on the quantitative conservation of momentum in interactions and the qualitative meaning of this principle (Newton’s first law).
- Assessment Boundary: Assessment is limited to systems of two macroscopic bodies moving in one dimension.

**PSP1-HS-3. Apply scientific and engineering ideas to design, evaluate, and refine a device that minimizes the force on a macroscopic object during a collision.**

- Clarification Statement: Examples of evaluation and refinement could include determining the success of the device at protecting an object from damage and modifying the design to improve it. Examples of a device could include a football helmet or a parachute.
- Assessment Boundary: Assessment is limited to qualitative evaluations and/or algebraic manipulations.

**PSP1-HS-4. Use mathematical representations of Newton’s Law of Gravitation and Coulomb’s Law to describe and predict the gravitational and electrostatic forces between objects.**

- Clarification Statement: Emphasis is on both quantitative and conceptual descriptions of gravitational and electric fields.
- Assessment Boundary: Assessment is limited to systems with two objects.

**PSP1-HS-5. Plan and conduct an investigation to provide evidence that an electric current can produce a magnetic field and that a changing magnetic field can produce an electric current.**

- Assessment Boundary: Assessment is limited to designing and conducting investigations with provided materials and tools.

**PSP1-HS-6. Communicate scientific and technical information about why the molecular-level structure is important in the functioning of designed materials.**

- Clarification Statement: Emphasis is on the attractive and repulsive forces that determine the functioning of the material. Examples could include why electrically conductive materials are often made of metal, flexible but durable materials are made up of long chained molecules, and pharmaceuticals are designed to interact with specific receptors.
- Assessment Boundary: Assessment is limited to provided molecular structures of specific designed materials.

<b>Science and Engineering Practices (SEP)</b>	<b>Disciplinary Core Ideas (DCI)</b>	<b>Crosscutting Concepts (CCC)</b>
<b>Planning and Carrying Out Investigations</b> Planning and carrying out investigations to answer questions or test solutions to problems in 9–12 builds on K–8 experiences and progresses to include	<b>PS1.A: Structure and Properties of Matter</b> <ul style="list-style-type: none"> <li>• The structure and interactions of matter at the bulk scale are determined by electrical forces within and between atoms. (PSP1-HS-6)</li> </ul>	<b>Patterns</b> Different patterns may be observed at each of the scales at which a system is studied and can provide evidence for causality in explanations of



investigations that provide evidence for and test conceptual, mathematical, physical and empirical models.

- Plan and conduct an investigation individually and collaboratively to produce data to serve as the basis for evidence, and in the design: decide on types, how much, and accuracy of data needed to produce reliable measurements and consider limitations on the precision of the data (e.g., number of trials, cost, risk, time), and refine the design accordingly. (PSP1-HS-5)

**Analyzing and Interpreting Data**

Analyzing data in 9–12 builds on K–8 and progresses to introducing more detailed statistical analysis, the comparison of data sets for consistency, and the use of models to generate and analyze data.

- Analyze data using tools, technologies, and/or models (e.g., computational, mathematical) in order to make valid and reliable scientific claims or determine an optimal design solution. (PSP1-HS-1)

**Using Mathematics and Computational Thinking**

Mathematical and computational thinking at the 9–12 level builds on K–8 and progresses to using algebraic thinking and analysis, a range of linear and nonlinear functions including trigonometric functions, exponentials and logarithms, and computational tools for statistical analysis to analyze, represent, and model data. Simple computational simulations are created and used based on mathematical models of basic assumptions.

- Use mathematical representations of phenomena to describe explanations. (PSP1-HS-2, PSP1-HS-4)

**Constructing Explanations and Designing Solutions**

Constructing explanations and designing solutions in 9–12 builds on K–8 experiences and progresses to explanations and designs that are supported by multiple and independent student-generated sources of evidence consistent with scientific ideas, principles, and theories.

- Apply scientific ideas to solve a design problem, taking into account possible

**PS2.A: Forces and Motion**

- Newton’s second law accurately predicts changes in the motion of macroscopic objects. (PSP1-HS-1)
- Momentum is defined for a particular frame of reference; it is the mass times the velocity of the object. (PSP1-HS-2)
- If a system interacts with objects outside itself, the total momentum of the system can change; however, any such change is balanced by changes in the momentum of objects outside the system. (PSP1-HS-2, PSP1-HS-3)

**PS2.B: Types of Interactions**

- Newton’s law of universal gravitation and Coulomb’s law provide the mathematical models to describe and predict the effects of gravitational and electrostatic forces between distant objects. (PSP1-HS-4)
- Forces at a distance are explained by fields (gravitational, electric, and magnetic) permeating space that can transfer energy through space. Magnets or electric currents cause magnetic fields; electric charges or changing magnetic fields cause electric fields. (PSP1-HS-4, PSP1-HS-5)
- Attraction and repulsion between electric charges at the atomic scale explain the structure, properties, and transformations of matter, as well as the contact forces between material objects. (PSP1-HS-6, PSC1-HS-1, PSC1-HS-3)

**PS3.A: Definitions of Energy**

- “Electrical energy” may mean energy stored in a battery or energy transmitted by electric currents. (PSP1-HS-5)

**ETS1.A: Defining and Delimiting an Engineering Problem**

- Criteria and constraints also include satisfying any requirements set by society, such as taking issues of risk mitigation into account, and they should be quantified to the extent possible and stated in such a way that one can tell if a given design meets them. (PSP1-HS-3)

**ETS1.C: Optimizing the Design Solution**

- Criteria may need to be broken down into simpler ones that can be approached systematically, and decisions about the priority of certain criteria over others (trade-offs) may be needed. PSP1-HS-3)

phenomena. (PSP1-HS-4)

**Cause and Effect**

Empirical evidence is required to differentiate between cause and correlation and make claims about specific causes and effects. (PSP1-HS-1, PSP1-HS-5)  
Systems can be designed to cause a desired effect. (PSP1-HS-3)

**Systems and System Models**

When investigating or describing a system, the boundaries and initial conditions of the system need to be defined. (PSP1-HS-2)

**Structure and Function**

Investigating or designing new systems or structures requires a detailed examination of the properties of different materials, the structures of different components, and connections of components to reveal its function and/or solve a problem. (PSP1-HS-6)

<p>unanticipated effects. (PSP1-HS-3)</p> <p><b>Obtaining, Evaluating, and Communicating Information</b></p> <p>Obtaining, evaluating, and communicating information in 9–12 builds on K–8 and progresses to evaluating the validity and reliability of the claims, methods, and designs.</p> <ul style="list-style-type: none"> <li>Communicate scientific and technical information (e.g. about the process of development and the design and performance of a proposed process or system) in multiple formats (including orally, graphically, textually, and mathematically). (PSP1-HS-6)</li> </ul> <p><b>Connections to Nature of Science</b></p> <p><b>Science Models, Laws, Mechanisms, and Theories Explain Natural Phenomena</b></p> <p>Theories and laws provide explanations in science. (PSP1-1, PSP1-HS-4)</p> <p>Laws are statements or descriptions of the relationships among observable phenomena. (PSP1-HS-1, PSP1-HS-4)</p>		
--	--	--

<b>Idaho Common Core Connections</b>	
<p><b>ELA/Literacy</b></p> <p><b>RST.11-12.1</b> Cite specific textual evidence to support analysis of science and technical texts, attending to important distinctions the author makes and to any gaps or inconsistencies in the account. (PSP1-HS-1), (PSP1-HS-6)</p> <p><b>RST.11-12.7</b> Integrate and evaluate multiple sources of information presented in diverse formats and media (e.g., quantitative data, video, multimedia) in order to address a question or solve a problem. (PSP1-HS-1)</p> <p><b>WHST.11-12.2</b> Write informative/explanatory texts, including the narration of historical events, scientific procedures/ experiments, or technical processes. (PSP1-HS-6)</p> <p><b>WHST.11-12.7</b> Conduct short as well as more sustained research projects to answer a question (including a self-generated question) or solve a problem; narrow or broaden the inquiry when appropriate; synthesize multiple sources on the subject, demonstrating understanding of the subject under investigation. (PSP1-HS-3), (PSP1-HS-5)</p> <p><b>WHST.11-12.8</b> Gather relevant information from multiple authoritative print and digital sources, using advanced searches effectively; assess the strengths and limitations of each source in terms of the specific task, purpose, and audience; integrate information into the text selectively to maintain the flow of ideas, avoiding plagiarism and overreliance on any one source and following a standard format for citation. (PSP1-HS-5)</p> <p><b>WHST.11-12.9</b> Draw evidence from informational texts to support analysis, reflection, and research. (PSP1-HS-1), (PSP1-HS-5)</p>	<p><b>Mathematics</b></p> <p><b>MP.2</b> Reason abstractly and quantitatively. (PSP1-HS-1), (PSP1-HS-2), (PSP1-HS-4)</p> <p><b>MP.4</b> Model with mathematics. (PSP1-HS-1), (PSP1-HS-2), (PSP1-HS-4)</p> <p><b>HSN.Q.A.1</b> Use units as a way to understand problems and to guide the solution of multi-step problems; choose and interpret units consistently in formulas; choose and interpret the scale and the origin in graphs and data displays. (PSP1-HS-1), (PSP1-HS-2), (PSP1-HS-4), (PSP1-HS-5), (PSP1-HS-6)</p> <p><b>HSN.Q.A.2</b> Define appropriate quantities for the purpose of descriptive modeling. (PSP1-HS-1), (PSP1-HS-2), (PSP1-HS-4), (PSP1-HS-5), (PSP1-HS-6)</p> <p><b>HSN.Q.A.3</b> Choose a level of accuracy appropriate to limitations on measurement when reporting quantities. (PSP1-HS-1), (PSP1-HS-2), (PSP1-HS-4), (PSP1-HS-5), (PSP1-HS-6)</p> <p><b>HSA.SSE.A.1</b> Interpret expressions that represent a quantity in terms of its context. (PSP1-HS-1), (PSP1-HS-4)</p> <p><b>HSA.SSE.B.3</b> Choose and produce an equivalent form of an expression to reveal and explain properties of the quantity represented by the expression. (PSP1-HS-1), (PSP1-HS-4)</p> <p><b>HSA.CED.A.1</b> Create equations and inequalities in one variable and use them to solve problems. (PSP1-HS-1), (PSP1-HS-2)</p> <p><b>HSA.CED.A.2</b> Create equations in two or more variables to represent relationships between quantities; graph equations on coordinate axes with labels and scales. (PSP1-HS-1), (PSP1-HS-2)</p> <p><b>HSA.CED.A.4</b> Rearrange formulas to highlight a quantity of interest, using the same reasoning as in solving equations. (PSP1-HS-1), (PSP1-HS-2)</p> <p><b>HSF-IF.C.7</b> Graph functions expressed symbolically and show key features of the graph, by in hand in simple cases and using technology for more complicated cases. (PSP1-HS-1)</p> <p><b>HSS-ISA.1</b> Represent data with plots on the real number line (dot plots, histograms, and box plots). (PSP1-HS-1)</p>

## PSP2-HS Energy

### Performance Expectations (PE)

Students who demonstrate understanding can:

**PSP2-HS-1 Create a computational model to calculate the change in the energy of one component in a system when the change in energy of the other component(s) and energy flows in and out of the system are known.**

- Clarification Statement: Emphasis is on explaining the meaning of mathematical expressions used in the model.
- Assessment Boundary: Assessment is limited to basic algebraic expressions or computations; to systems of two or three components; and to thermal energy, kinetic energy, and/or the energies in gravitational, magnetic, or electric fields.

**PSP2-HS-2. Develop and use models to illustrate that energy at the macroscopic scale can be accounted for as a combination of energy associated with the motions of particles (objects) and energy associated with the relative positions of particles (objects).**

- Clarification Statement: Examples of phenomena at the macroscopic scale could include the conversion of kinetic energy to thermal energy, the energy stored due to position of an object above the earth, and the energy stored between two electrically-charged plates. Examples of models could include diagrams, drawings, descriptions, and computer simulations.

**PSP2-HS-3. Design, build, and refine a device that works within given constraints to convert one form of energy into another form of energy.**

- Clarification Statement: Emphasis is on both qualitative and quantitative evaluations of devices. Examples of devices could include Rube Goldberg devices, wind turbines, solar cells, solar ovens, and generators. Examples of constraints could include use of renewable energy forms and efficiency.
- Assessment Boundary: Assessment for quantitative evaluations is limited to total output for a given input. Assessment is limited to devices constructed with materials provided to students.

**PSP2-HS-4. Plan and conduct an investigation to provide evidence that the transfer of thermal energy when two components of different temperature are combined within a closed system results in a more uniform energy distribution among the components in the system (second law of thermodynamics).**

- Clarification Statement: Emphasis is on analyzing data from student investigations and using mathematical thinking to describe the energy changes both quantitatively and conceptually. Examples of investigations could include mixing liquids at different initial temperatures or adding objects at different temperatures to water.
- Assessment Boundary: Assessment is limited to investigations based on materials and tools provided to students.

**PSP2-HS-5. Develop and use a model of two objects interacting through electric or magnetic fields to illustrate the forces between objects and the changes in energy of the objects due to the interaction.**

- Clarification Statement: Examples of models could include drawings, diagrams, and texts, such as drawings of what happens when two charges of opposite polarity are near each other.
- Assessment Boundary: Assessment is limited to systems containing two objects.

Science and Engineering Practices (SEP)	Disciplinary Core Ideas (DCI)	Crosscutting Concepts (CCC)
<p><b>Developing and Using Models</b> Modeling in 9–12 builds on K–8 and progresses to using, synthesizing, and developing models to predict and show relationships among variables between systems and their components in the natural and designed worlds.</p> <ul style="list-style-type: none"> <li>• Develop and use a model based on evidence to illustrate the relationships between systems or between components of a system. (PSP2-HS-2, PSP2-HS-5)</li> </ul> <p><b>Planning and Carrying Out Investigations</b> Planning and carrying out investigations to answer questions or test solutions to problems in 9–12 builds on K–8 experiences and progresses to include</p>	<p><b>PS3.A: Definitions of Energy</b></p> <ul style="list-style-type: none"> <li>• Energy is a quantitative property of a system that depends on the motion and interactions of matter and radiation within that system. That there is a single quantity called <b>energy is due to the fact that a system’s total energy is conserved</b>, even as, within the system, energy is continually transferred from one object to another and between its various possible forms. (PSP2-HS-1, PSP2-HS-2)</li> <li>• At the macroscopic scale, energy manifests itself in multiple ways, such as in motion, sound, light, and thermal energy. (PSP2-HS-2, PSP2-HS-3)</li> <li>• These relationships are better understood at the microscopic scale, at which all of the different manifestations of energy can be modeled as a combination of energy associated with</li> </ul>	<p><b>Cause and Effect</b> Cause and effect relationships can be suggested and predicted for complex natural and human designed systems by examining what is known about smaller scale mechanisms within the system. (PSP2-HS-5)</p> <p><b>Systems and System Models</b> When investigating or describing a system, the boundaries and initial conditions of the system need to be defined and their inputs and outputs analyzed and described using models. (PSP2-HS-4) Models can be used to predict the behavior of a system, but these predictions have limited precision and reliability due to the assumptions and</p>

investigations that provide evidence for and test conceptual, mathematical, physical, and empirical models.

- Plan and conduct an investigation individually and collaboratively to produce data to serve as the basis for evidence, and in the design: decide on types, how much, and accuracy of data needed to produce reliable measurements and consider limitations on the precision of the data (e.g., number of trials, cost, risk, time), and refine the design accordingly. (PSP2-HS-4)

**Using Mathematics and Computational Thinking**

Mathematical and computational thinking at the 9–12 level builds on K–8 and progresses to using algebraic thinking and analysis, a range of linear and nonlinear functions including trigonometric functions, exponentials and logarithms, and computational tools for statistical analysis to analyze, represent, and model data. Simple computational simulations are created and used based on mathematical models of basic assumptions.

- Create a computational model or simulation of a phenomenon, designed device, process, or system. (PSP2-HS-1)

**Constructing Explanations and Designing Solutions**

Constructing explanations and designing solutions in 9–12 builds on K–8 experiences and progresses to explanations and designs that are supported by multiple and independent student-generated sources of evidence consistent with scientific ideas, principles, and theories.

- Design, evaluate, and/or refine a solution to a complex real-world problem, based on scientific knowledge, student-generated sources of evidence, prioritized criteria, and tradeoff considerations. (PSP2-HS-3)

the motion of particles and energy associated with the configuration (relative position of the particles). In some cases the relative position energy can be thought of as stored in fields (which mediate interactions between particles). This last concept includes radiation, a phenomenon in which energy stored in fields moves across space. (PSP2-HS-2)

**PS3.B: Conservation of Energy and Energy Transfer**

- Conservation of energy means that the total change of energy in any system is always equal to the total energy transferred into or out of the system. (PSP2-HS-1)
- Energy cannot be created or destroyed, but it can be transported from one place to another and transferred between systems. (PSP2-HS-1, PSP2-HS-4)
- Mathematical expressions, which quantify how the stored energy in a system depends on its configuration (e.g. relative positions of charged particles, compression of a spring) and how kinetic energy depends on mass and speed, allow the concept of conservation of energy to be used to predict and describe system behavior. (PSP2-HS-1)
- The availability of energy limits what can occur in any system. (PSP2-HS-1)
- Uncontrolled systems always evolve toward more stable states—that is, toward more uniform energy distribution (e.g., water flows downhill, objects hotter than their surrounding environment cool down). (PSP2-HS-4)

**PS3.C: Relationship Between Energy and Forces**

- When two objects interacting through a field change relative position, the energy stored in the field is changed. (PSP2-HS-5)

**PS3.D: Energy in Chemical Processes**

- Although energy cannot be destroyed, it can be converted to less useful forms—for example, to thermal energy in the surrounding environment. (PSP2-HS-3, PSP2-HS-4)

**ETS1.A: Defining and Delimiting an Engineering Problem**

- Criteria and constraints also include satisfying any requirements set by society, such as taking issues of risk mitigation into account, and they should be quantified to the extent possible and stated in such a way that one can tell if a given design meets them. (PSP2-HS-3)

approximations inherent in models. (PSP2-HS-1)

**Energy and Matter**

Changes of energy and matter in a system can be described in terms of energy and matter flows into, out of, and within that system. (PSP2-HS-3)  
Energy cannot be created or destroyed—only moves between one place and another place, between objects and/or fields, or between systems. (PSP2-HS2)

**Connections to Engineering, Technology, and Applications of Science**

**Influence of Science, Engineering and Technology on Society and the Natural World**

Modern civilization depends on major technological systems. Engineers continuously modify these technological systems by applying scientific knowledge and engineering design practices to increase benefits while decreasing costs and risks. (PSP2-HS-3)

**Connections to Nature of Science**

**Scientific Knowledge Assumes an Order and Consistency in Natural Systems**

Science assumes the universe is a vast single system in which basic laws are consistent. (PSP2-HS-1)

**Idaho Common Core Connections**

**ELA/Literacy**

**RST.11-12.1** Cite specific textual evidence to support analysis of science and technical texts, attending to important distinctions the author makes and to any gaps or inconsistencies in the account. (PSP2-HS-4)  
**WHST.9-12.7** Conduct short as well as more sustained research projects to answer a question (including a self-generated question) or solve a problem; narrow or broaden the inquiry when appropriate; synthesize multiple

**Mathematics**

**MP.2** Reason abstractly and quantitatively. (PSP2-HS-1), (PSP2-HS-2), (PSP2-HS-3), (PSP2-HS-4), (PSP2-HS-5)  
**MP.4** Model with mathematics. (PSP2-HS-1), (PSP2-HS-2), (PSP2-HS-3), (PSP2-HS-4), (PSP2-HS-5)  
**HSN.Q.A.1** Use units as a way to understand problems and to guide the solution of multi-step problems; choose and interpret units consistently in formulas; choose and interpret the scale and the origin in graphs and data

<p><i>sources on the subject, demonstrating understanding of the subject under investigation. (PSP2-HS-3), (PSP2-HS-4), (PSP2-HS-5)</i></p> <p><b>WHST.11-12.8</b> Gather relevant information from multiple authoritative print and digital sources, using advanced searches effectively; assess the strengths and limitations of each source in terms of the specific task, purpose, and audience; integrate information into the text selectively to maintain the flow of ideas, avoiding plagiarism and overreliance on any one source and following a standard format for citation. (PSP2-HS-4), (PSP2-HS-5)</p> <p><b>WHST.9-12.9</b> Draw evidence from informational texts to support analysis, reflection, and research. (PSP2-HS-4), (PSP2-HS-5)</p> <p><b>SL.11-12.5</b> Make strategic use of digital media (e.g., textual, graphical, audio, visual, and interactive elements) in presentations to enhance understanding of findings, reasoning, and evidence and to add interest. (PSP2-HS-1), (PSP2-HS-2), (PSP2-HS-5)</p>	<p><i>displays. (PSP2-HS-1), (PSP2-HS-3)</i></p> <p><b>HSN.Q.A.2</b> Define appropriate quantities for the purpose of descriptive modeling. (PSP2-HS-1), (PSP2-HS-3)</p> <p><b>HSN.Q.A.3</b> Choose a level of accuracy appropriate to limitations on measurement when reporting quantities. (PSP2-HS-1), (PSP2-HS-3)</p>
---	---

## PSP3-HS Waves

### Performance Expectations (PE)

Students who demonstrate understanding can:

**PSP3-HS-1. Use mathematical representations to support a claim regarding relationships among the frequency, wavelength, and speed of waves traveling in various media.**

- Clarification Statement: Examples of data could include electromagnetic radiation traveling in a vacuum and glass, sound waves traveling through air and water, and seismic waves traveling through the Earth.
- Assessment Boundary: Assessment is limited to algebraic relationships and describing those relationships qualitatively.

**PSP3-HS-2. Evaluate questions about the advantages of using digital transmission and storage of information.**

- Clarification Statement: Examples of advantages could include that digital information is stable because it can be stored reliably in computer memory, transferred easily, and copied and shared rapidly. Disadvantages could include issues of easy deletion, security, and theft.

**PSP3-HS-3. Evaluate the claims, evidence, and reasoning behind the idea that electromagnetic radiation can be described either by a wave model or a particle model, and that for some situations one model is more useful than the other.**

- Clarification Statement: Emphasis is on how the experimental evidence supports the claim and how a theory is generally modified in light of new evidence. Examples of a phenomenon could include resonance, interference, diffraction, and photoelectric effect.
- Assessment Boundary: Assessment does not include using quantum theory.

**PSP3-HS-4. Evaluate the validity and reliability of claims in published materials of the effects that different frequencies of electromagnetic radiation have when absorbed by matter.**

- Clarification Statement: Emphasis is on the idea that photons associated with different frequencies of light have different energies, and the damage to living tissue from electromagnetic radiation depends on the energy of the radiation. Examples of published materials could include trade books, magazines, web resources, videos, and other passages that may reflect bias.
- Assessment Boundary: Assessment is limited to qualitative descriptions.

**PSP3-HS-5. Communicate technical information about how some technological devices use the principles of wave behavior and wave interactions with matter to transmit and capture information and energy.**

- Clarification Statement: Examples could include solar cells capturing light and converting it to electricity; medical imaging; and communications technology.
- Assessment Boundary: Assessments are limited to qualitative information. Assessments do not include band theory.

Science and Engineering Practices (SEP)	Disciplinary Core Ideas (DCI)	Crosscutting Concepts (CCC)
<b>Asking Questions and Defining Problems</b> Asking questions and defining problems in grades 9–12 builds from grades K–8 experiences and progresses to formulating, refining, and evaluating	<b>PS3.D: Energy in Chemical Processes</b> <ul style="list-style-type: none"> <li>• Solar cells are human-made devices that likewise capture the sun’s energy and produce electrical energy. (PSP3-HS-5)</li> </ul> <b>PS4.A: Wave Properties</b>	<b>Cause and Effect</b> Empirical evidence is required to differentiate between cause and correlation and make claims about specific causes and effects. (PSP3-HS-1)

empirically testable questions and design problems using models and simulations.

- Evaluate questions that challenge the premise(s) of an argument, the interpretation of a data set, or the suitability of a design. (PSP3-HS-2)

**Using Mathematics and Computational Thinking**

Mathematical and computational thinking at the 9-12 level builds on K-8 and progresses to using algebraic thinking and analysis, a range of linear and nonlinear functions including trigonometric functions, exponentials and logarithms, and computational tools for statistical analysis to analyze, represent, and model data. Simple computational simulations are created and used based on mathematical models of basic assumptions.

- Use mathematical representations of phenomena or design solutions to describe and/or support claims and/or explanations. (PSP3-HS-1)

**Engaging in Argument from Evidence**

Engaging in argument from evidence in 9–12 builds on K–8 experiences and progresses to using appropriate and sufficient evidence and scientific reasoning to defend and critique claims and explanations about natural and designed worlds. Arguments may also come from current scientific or historical episodes in science.

- Evaluate the claims, evidence, and reasoning behind currently accepted explanations or solutions to determine the merits of arguments. (PSP3-HS-3)

**Obtaining, Evaluating, and Communicating Information**

Obtaining, evaluating, and communicating information in 9–12 builds on K–8 and progresses to evaluating the validity and reliability of the claims, methods, and designs.

- Evaluate the validity and reliability of multiple claims that appear in scientific and technical texts or media reports, verifying the data when possible. (PSP3-HS-4)
- Communicate technical information or ideas (e.g. about phenomena and/or the process of development and the design and

- The wavelength and frequency of a wave are related to one another by the speed of travel of the wave, which depends on the type of wave and the medium through which it is passing. (PSP3-HS-1)
- Information can be digitized (e.g., a picture stored as the values of an array of pixels); in this form, it can be stored reliably in computer memory and sent over long distances as a series of wave pulses. (PSP3-HS-2, PSP3-HS-5)
- [From the 3–5 grade band endpoints] Waves can add or cancel one another as they cross, depending on their relative phase (i.e., relative position of peaks and troughs of the waves), but they emerge unaffected by each other. (Boundary: The discussion at this grade level is qualitative only; it can be based on the fact that two different sounds can pass a location in different directions without getting mixed up.) (PSP3-HS-3)

**PS4.B: Electromagnetic Radiation**

- Electromagnetic radiation (e.g., radio, microwaves, light) can be modeled as a wave of changing electric and magnetic fields or as particles called photons. The wave model is useful for explaining many features of electromagnetic radiation, and the particle model explains other features. (PSP3-HS-3)
- When light or longer wavelength electromagnetic radiation is absorbed in matter, it is generally converted into thermal energy (heat). Shorter wavelength electromagnetic radiation (ultraviolet, X-rays, gamma rays) can ionize atoms and cause damage to living cells. (PSP3-HS-4)
- Photoelectric materials emit electrons when they absorb light of a high-enough frequency. (PSP3-HS-5)

**PS4.C: Information Technologies and Instrumentation**

- Multiple technologies based on the understanding of waves and their interactions with matter are part of everyday experiences in the modern world (e.g., medical imaging, communications, scanners) and in scientific research. They are essential tools for producing, transmitting, and capturing signals and for storing and interpreting the information contained in them. (PSP3-HS-5)

Cause and effect relationships can be suggested and predicted for complex natural and human designed systems by examining what is known about smaller scale mechanisms within the system. (PSP3-HS-4)  
Systems can be designed to cause a desired effect. (PSP3-HS-5)

**Systems and System Models**

Models (e.g., physical, mathematical, computer models) can be used to simulate systems and interactions—including energy, matter, and information flows—within and between systems at different scales. (PSP3-HS-3)

**Stability and Change**

Systems can be designed for greater or lesser stability. (PSP3-HS-2)

***Connections to Engineering, Technology, and Applications of Science***

**Interdependence of Science, Engineering, and Technology**

Science and engineering complement each other in the cycle known as research and development (R&D). (PSP3-HS-5)

**Influence of Engineering, Technology, and Science on Society and the Natural World**

Modern civilization depends on major technological systems. (PSP3-HS-2, PSP3-HS-5)

Engineers continuously modify these technological systems by applying scientific knowledge and engineering design practices to increase benefits while decreasing costs and risks. (PSP3-HS-2)

<p>performance of a proposed process or system) in multiple formats (including orally, graphically, textually, and mathematically). (PSP3-HS-5)</p> <p><b>Connections to Nature of Science</b></p> <p><b>Science Models, Laws, Mechanisms, and Theories Explain Natural Phenomena</b></p> <p>A scientific theory is a substantiated explanation of some aspect of the natural world, based on a body of facts that have been repeatedly confirmed through observation and experiment and the science community validates each theory before it is accepted. If new evidence is discovered that the theory does not accommodate, the theory is generally modified in light of this new evidence. (PSP3-HS-3)</p>		
---	--	--

**Idaho Common Core Connections**

<p><b>ELA/Literacy</b></p> <p><b>RST.9-10.8</b> Assess the extent to which the reasoning and evidence in a text support the author's claim or a recommendation for solving a scientific or technical problem. (PSP3-HS-2),(PSP3-HS-3),(PSP3-HS-4)</p> <p><b>RST.11-12.1</b> Cite specific textual evidence to support analysis of science and technical texts, attending to important distinctions the author makes and to any gaps or inconsistencies in the account. (PSP3-HS-2),(PSP3-HS-3),(PSP3-HS-4)</p> <p><b>RST.11-12.7</b> Integrate and evaluate multiple sources of information presented in diverse formats and media (e.g., quantitative data, video, multimedia) in order to address a question or solve a problem. (PSP3-HS-1),(PSP3-HS-4)</p> <p><b>RST.11-12.8</b> Evaluate the hypotheses, data, analysis, and conclusions in a science or technical text, verifying the data when possible and corroborating or challenging conclusions with other sources of information. PSP3-HS-2),(PSP3-HS-3),(PSP3-HS-4)</p> <p><b>WHST.9-12.2</b> Write informative/explanatory texts, including the narration of historical events, scientific procedures/ experiments, or technical processes. (PSP3-HS-5)</p> <p><b>WHST.11-12.8</b> Gather relevant information from multiple authoritative print and digital sources, using advanced searches effectively; assess the strengths and limitations of each source in terms of the specific task, purpose, and audience; integrate information into the text selectively to maintain the flow of ideas, avoiding plagiarism and overreliance on any one source and following a standard format for citation. (PSP3-HS-4)</p>	<p><b>Mathematics</b></p> <p><b>MP.2</b> Reason abstractly and quantitatively. (PSP3-HS-1),(PSP3-HS-3)</p> <p><b>MP.4</b> Model with mathematics. (PSP3-HS-1)</p> <p><b>HSA-SSE.A.1</b> Interpret expressions that represent a quantity in terms of its context. (PSP3-HS-1),(PSP3-HS-3)</p> <p><b>HSA-SSE.B.3</b> Choose and produce an equivalent form of an expression to reveal and explain properties of the quantity represented by the expression. (PSP3-HS-1),(PSP3-HS-3)</p> <p><b>HSA.CED.A.4</b> Rearrange formulas to highlight a quantity of interest, using the same reasoning as in solving equations. (PSP3-HS-1),(PSP3-HS-3)</p>
---	---

## ESS: Earth and Space Sciences

### ESS1-HS Earth's Place in the Universe

Performance Expectations (PE)		
<p>Students who demonstrate understanding can:</p> <p><b>ESS1-HS-1. Develop a model based on evidence to illustrate the life span of the sun and the role of nuclear fusion in the sun's core to release energy that eventually reaches Earth in the form of radiation.</b></p> <ul style="list-style-type: none"> <li>Clarification Statement: Emphasis is on the energy transfer mechanisms that allow energy from nuclear fusion in the sun's core to reach Earth. Examples of evidence for the model include observations of the masses and lifetimes of other stars, as well as the ways that the sun's radiation varies due to sudden solar flares ("space weather"), the 11-year sunspot cycle, and non-cyclic variations over centuries.</li> <li>Assessment Boundary: Assessment does not include details of the atomic and sub-atomic processes involved with the sun's nuclear fusion.</li> </ul> <p><b>ESS1-HS-2. Construct an explanation of the Big Bang theory based on astronomical evidence of light spectra, motion of distant galaxies, and composition of matter in the universe.</b></p> <ul style="list-style-type: none"> <li>Clarification Statement: Emphasis is on the astronomical evidence of the red shift of light from galaxies as an indication that the universe is currently expanding, the cosmic microwave background as the remnant radiation from the Big Bang, and the observed composition of ordinary matter of the universe, primarily found in stars and interstellar gases (from the spectra of electromagnetic radiation from stars), which matches that predicted by the Big Bang theory (3/4 hydrogen and 1/4 helium).</li> </ul> <p><b>ESS1-HS-3. Communicate scientific ideas about the way stars, over their life cycle, produce elements.</b></p> <ul style="list-style-type: none"> <li>Clarification Statement: Emphasis is on the way nucleosynthesis, and therefore the different elements created, varies as a function of the mass of a star and the stage of its lifetime.</li> <li>Assessment Boundary: Details of the many different nucleosynthesis pathways for stars of differing masses are not assessed.</li> </ul> <p><b>ESS1-HS-4. Use mathematical or computational representations to predict the motion of orbiting objects in the solar system.</b></p> <ul style="list-style-type: none"> <li>Clarification Statement: Emphasis is on Newtonian gravitational laws governing orbital motions, which apply to human-made satellites as well as planets and moons.</li> <li>Assessment Boundary: Mathematical representations for the gravitational attraction of bodies and Kepler's Laws of orbital motions should not deal with more than two bodies, nor involve calculus.</li> </ul> <p><b>ESS1-HS-5. Evaluate evidence of the past and current movements of continental and oceanic crust and the theory of plate tectonics to explain the ages of crustal rocks.</b></p> <ul style="list-style-type: none"> <li>Clarification Statement: Emphasis is on the ability of plate tectonics to explain the ages of crustal rocks. Examples include evidence of the ages oceanic crust increasing with distance from mid-ocean ridges (a result of plate spreading) and the ages of North American continental crust increasing with distance away from a central ancient core (a result of past plate interactions).</li> </ul> <p><b>ESS1-HS-6. Apply scientific reasoning and evidence from ancient Earth materials, meteorites, and other planetary surfaces to construct an account of Earth's formation and early history.</b></p> <ul style="list-style-type: none"> <li>Clarification Statement: Emphasis is on using available evidence within the solar system to reconstruct the early history of Earth, which formed along with the rest of the solar system 4.6 billion years ago. Examples of evidence include the absolute ages of ancient materials (obtained by radiometric dating of meteorites, moon rocks, and Earth's oldest minerals), the sizes and compositions of solar system objects, and the impact cratering record of planetary surfaces.</li> </ul>		
<b>Science and Engineering Practices (SEP)</b>	<b>Disciplinary Core Ideas (DCI)</b>	<b>Crosscutting Concepts (CCC)</b>
<p><b>Developing and Using Models</b> Modeling in 9–12 builds on K–8 experiences and progresses to using, synthesizing, and developing models to predict and show relationships among variables between systems and their components in the natural and designed world(s).</p> <ul style="list-style-type: none"> <li>Develop a model based on evidence to illustrate the relationships between</li> </ul>	<p><b>ESS1.A: The Universe and Its Stars</b></p> <ul style="list-style-type: none"> <li>The star called the sun is changing and will burn out over a lifespan of approximately 10 billion years. (ESS1-HS-1)</li> <li>The study of stars' light spectra and brightness is used to identify compositional elements of stars, their movements, and their distances from Earth. (ESS1-HS-2, ESS1-HS-3)</li> <li>The Big Bang theory is supported by observations of distant galaxies receding from our own, of the measured</li> </ul>	<p><b>Patterns</b> Empirical evidence is needed to identify patterns. (ESS1-HS-5)</p> <p><b>Scale, Proportion, and Quantity</b> The significance of a phenomenon is dependent on the scale, proportion, and quantity at which it occurs. (ESS1-HS-1)</p> <p>Algebraic thinking is used to examine scientific data and predict the effect of a</p>



<p>systems or between components of a system. (ESS1-HS-1)</p> <p><b>Using Mathematical and Computational Thinking</b></p> <p>Mathematical and computational thinking in 9–12 builds on K–8 experiences and progresses to using algebraic thinking and analysis, a range of linear and nonlinear functions including trigonometric functions, exponentials and logarithms, and computational tools for statistical analysis to analyze, represent, and model data. Simple computational simulations are created and used based on mathematical models of basic assumptions.</p> <ul style="list-style-type: none"> <li>Use mathematical or computational representations of phenomena to describe explanations. (ESS1-HS-4)</li> </ul> <p><b>Constructing Explanations and Designing Solutions</b></p> <p>Constructing explanations and designing solutions in 9–12 builds on K–8 experiences and progresses to explanations and designs that are supported by multiple and independent student-generated sources of evidence consistent with scientific ideas, principles, and theories.</p> <ul style="list-style-type: none"> <li>Construct an explanation based on valid and reliable evidence obtained from a variety of <b>sources (including students' own investigations, theories, simulations, peer review)</b> and the assumption that theories and laws that describe the natural world operate today as they did in the past and will continue to do so in the future. (ESS1-HS-2)</li> <li>Apply scientific reasoning to link evidence to the claims to assess the extent to which the reasoning and data support the explanation or conclusion. (ESS1-HS-6)</li> </ul> <p><b>Engaging in Argument from Evidence</b></p> <p>Engaging in argument from evidence in 9–12 builds on K–8 experiences and progresses to using appropriate and sufficient evidence and scientific reasoning to defend and critique claims and explanations about the natural and designed world(s). Arguments may also come from current scientific or historical episodes in science.</p> <ul style="list-style-type: none"> <li>Evaluate evidence behind currently accepted explanations or solutions to determine the merits of arguments.</li> </ul>	<p>composition of stars and non-stellar gases, and of the maps of spectra of the primordial radiation (cosmic microwave background) that still fills the universe. (ESS1-HS-2)</p> <ul style="list-style-type: none"> <li>Other than the hydrogen and helium formed at the time of the Big Bang, nuclear fusion within stars produces all atomic nuclei lighter than and including iron, and the process releases electromagnetic energy. Heavier elements are produced when certain massive stars achieve a supernova stage and explode. (ESS1-HS-2, ESS1-HS-3)</li> </ul> <p><b>ESS1 .B: Earth and the Solar System</b></p> <ul style="list-style-type: none"> <li>Kepler's laws describe common features of the motions of orbiting objects, including their elliptical paths around the sun. Orbits may change due to the gravitational effects from, or collisions with, other objects in the solar system. (ESS1-HS-4)</li> </ul> <p><b>ESS1 .C: The History of Planet Earth</b></p> <ul style="list-style-type: none"> <li>Continental rocks, which can be older than 4 billion years, are generally much older than the rocks of the ocean floor, which are less than 200 million years old. (ESS1-HS-5)</li> <li>Although active geologic processes, such as plate tectonics and erosion, have destroyed or altered most of the very early rock record on Earth, other objects in the solar system, such as lunar rocks, asteroids, and meteorites, have changed little over billions of years. Studying these objects can provide information about <b>Earth's</b> formation and early history. (ESS1-HS-6)</li> </ul> <p><b>ESS2 .B: Plate Tectonics and Large-Scale System Interactions</b></p> <ul style="list-style-type: none"> <li>Plate tectonics is the unifying theory that explains the past and current movements of the rocks at <b>Earth's</b> surface and provides a framework for understanding its geologic history. (ESS1-HS-5)</li> </ul> <p><b>PS1 .C: Nuclear Processes</b></p> <ul style="list-style-type: none"> <li>Spontaneous radioactive decay follows a characteristic exponential decay law. Nuclear lifetimes allow radiometric dating to be used to determine the ages of rocks and other materials. (ESS1-HS-5, ESS1-HS-6)</li> </ul> <p><b>PS3 .D: Energy in Chemical Processes and Everyday Life</b></p> <ul style="list-style-type: none"> <li>Nuclear Fusion processes in the center of the sun release the energy that ultimately reaches Earth as radiation. (ESS1-HS-1)</li> </ul> <p><b>PS4 .B Electromagnetic Radiation</b></p> <ul style="list-style-type: none"> <li>Atoms of each element emit and absorb characteristic frequencies of light. These characteristics allow identification of the presence of an element, even in microscopic quantities. (ESS1-HS-2)</li> </ul>	<p>change in one variable on another (e.g., linear growth vs. exponential growth). (ESS1-HS-4)</p> <p><b>Energy and Matter</b></p> <p>Energy cannot be created or destroyed— only moved between one place and another place, between objects and/or fields, or between systems. (ESS1-HS-2)</p> <p>In nuclear processes, atoms are not conserved, but the total number of protons plus neutrons is conserved. (ESS1-HS-3)</p> <p><b>Stability and Change</b></p> <p>Much of science deals with constructing explanations of how things change and how they remain stable. (ESS1-HS-6)</p> <p><b>Connections to Engineering, Technology, and Applications of Science</b></p> <p><b>Interdependence of Science, Engineering, and Technology</b></p> <p>Science and engineering complement each other in the cycle known as research and development (R&amp;D). Many R&amp;D projects may involve scientists, engineers, and others with wide ranges of expertise. (ESS1-HS-2, ESS1-HS-4)</p> <p><b>Connections to Nature of Science</b></p> <p><b>Scientific Knowledge Assumes an Order and Consistency in Natural Systems</b></p> <p>Scientific knowledge is based on the assumption that natural laws operate today as they did in the past and they will continue to do so in the future. (ESS1-HS-2)</p> <p>Science assumes the universe is a vast single system in which basic laws are consistent. (ESS1-HS-2)</p>
---	--	--

<p>(ESS1-HS-5)</p> <p><b>Obtaining, Evaluating, and Communicating Information</b></p> <p>Obtaining, evaluating, and communicating information in 9–12 builds on K–8 experiences and progresses to evaluating the validity and reliability of the claims, methods, and designs.</p> <ul style="list-style-type: none"> <li>Communicate scientific ideas (e.g. about phenomena and/or the process of development and the design and performance of a proposed process or system) in multiple formats (including orally, graphically, textually, and mathematically). (ESS1-HS-3)</li> </ul> <p><b>Connections to Nature of Science</b></p> <p><b>Science Models, Laws, Mechanisms, and Theories Explain Natural Phenomena</b></p> <p>A scientific theory is a substantiated explanation of some aspect of the natural world, based on a body of facts that have been repeatedly confirmed through observation and experiment and the science community validates each theory before it is accepted. If new evidence is discovered that the theory does not accommodate, the theory is generally modified in light of this new evidence. (ESS1-HS-2, ESS1-HS-6)</p> <p>Models, mechanisms, and explanations collectively serve as tools in the development of a scientific theory. (ESS1-HS-6)</p>		
---	--	--

**Idaho Common Core Connections**

**ELA/Literacy**

**RST.1 1-12.1** Cite specific textual evidence to support analysis of science and technical texts, attending to important distinctions the author makes and to any gaps or inconsistencies in the account. (ESS1-HS-1),(ESS1-HS-2),(ESS1-HS-5),(ESS1-HS-6)

**RST.1 1-12.8** Evaluate the hypotheses, data, analysis, and conclusions in a science or technical text, verifying the data when possible and corroborating or challenging conclusions with other sources of information. (ESS1-HS-5),(ESS1-HS-6)

**WHST.9-12.1** Write arguments focused on discipline-specific content. (ESS1-HS-6)

**WHST.9-12.2** Write informative/explanatory texts, including the narration of historical events, scientific procedures/experiments, or technical processes. (ESS1-HS-2),(ESS1-HS-3),(ESS1-HS-5)

**SL.1 1-12.4** Present claims and findings, emphasizing salient points in a focused, coherent manner with relevant evidence, sound valid reasoning, and well-chosen details; use appropriate eye contact, adequate volume, and clear pronunciation. (ESS1-HS-3)

**Mathematics**

**MP.2** Reason abstractly and quantitatively. (HES1-HS-1),(ESS1-HS-2),(ESS1-HS-3),(ESS1-HS-4),(ESS1-HS-5),(ESS1-HS-6)

**MP.4** Model with mathematics. (ESS1-HS-1),(ESS1-HS-4)

**HSN-Q.A.1** Use units as a way to understand problems and to guide the solution of multi-step problems; choose and interpret units consistently in formulas; choose and interpret the scale and the origin in graphs and data displays. (ESS1-HS-1),(ESS1-HS-2),(ESS1-HS-4),(ESS1-HS-5),(ESS1-HS-6)

**HSN-Q.A.2** Define appropriate quantities for the purpose of descriptive modeling. (ESS1-HS-1),(ESS1-HS-2),(ESS1-HS-4),(ESS1-HS-5),(ESS1-HS-6)

**HSN-Q.A.3** Choose a level of accuracy appropriate to limitations on measurement when reporting quantities. (ESS1-HS-1),(ESS1-HS-2),(ESS1-HS-4),(ESS1-HS-5),(ESS1-HS-6)

**HSA-SSE.A.1** Interpret expressions that represent a quantity in terms of its context. (ESS1-HS-1),(ESS1-HS-2),(ESS1-HS-4)

**HSA-CED.A.2** Create equations in two or more variables to represent relationships between quantities; graph equations on coordinate axes with labels and scales. (ESS1-HS-1),(ESS1-HS-2),(ESS1-HS-4)

**HSA-CED.A.4** Rearrange formulas to highlight a quantity of interest, using the same reasoning as in solving equations. (ESS1-HS-1),(ESS1-HS-2),(ESS1-HS-4)

**HSF-IF.B.5** Relate the domain of a function to its graph and, where applicable, to the quantitative

	<p>relationship it describes. (ESS1-HS-6) <b>HSS-ID.B.6</b> Represent data on two quantitative variables on a scatter plot, and describe how those variables are related. (ESS1-HS-6)</p>
--	---

## ESS2-HS Earth's Systems

### Performance Expectations (PE)

Students who demonstrate understanding can:

**ESS2-HS-1. Develop a model to illustrate how Earth's internal and surface processes operate at different spatial and temporal scales to form continental and ocean-floor features.**

- Clarification Statement: Emphasis is on how the appearance of land features (such as mountains, valleys, and plateaus) and sea-floor features (such as trenches, ridges, and seamounts) are a result of both constructive forces (such as volcanism, tectonic uplift, and orogeny) and destructive mechanisms (such as weathering, mass wasting, and coastal erosion).
- Assessment Boundary: Assessment does not include memorization of the details of the formation of specific geographic features of Earth's surface.

**ESS2-HS2. Analyze geoscience data to make the claim that one change to Earth's surface can create feedbacks that cause changes to other Earth systems.**

- Clarification Statement: Examples should include climate feedbacks, such as how an increase in greenhouse gases causes a rise in global temperatures that melts glacial ice, which reduces the amount of sunlight reflected from Earth's surface, increasing surface temperatures and further reducing the amount of ice. Examples could also be taken from other system interactions, such as how the loss of ground vegetation causes an increase in water runoff and soil erosion; how dammed rivers increase groundwater recharge, decrease sediment transport, and increase coastal erosion; or how the loss of wetlands causes a decrease in local humidity that further reduces the wetland extent.

**ESS2-HS-3. Develop a model based on evidence of Earth's interior to describe the cycling of matter by thermal convection.**

- Clarification Statement: Emphasis is on both a one-dimensional model of Earth, with radial layers determined by density, and a three-dimensional model, which is controlled by mantle convection and the resulting plate tectonics. Examples of evidence include maps of Earth's three-dimensional structure obtained from seismic waves, records of the rate of change of Earth's magnetic field (as constraints on convection in the outer core), and identification of the composition of Earth's layers from high-pressure laboratory experiments.

**ESS2-HS-4. Use a model to describe how variations in the flow of energy into and out of Earth's systems result in changes in climate.**

- Clarification Statement: Examples of the causes of climate change differ by timescale, over 1-10 years: large volcanic eruption, ocean circulation; 10-100s of years: changes in human activity, ocean circulation, solar output; 10-100s of thousands of years: changes to Earth's orbit and the orientation of its axis; and 10-100s of millions of years: long-term changes in atmospheric composition.
- Assessment Boundary: Assessment of the results of changes in climate is limited to changes in surface temperatures, precipitation patterns, glacial ice volumes, sea levels, and biosphere distribution.

**ESS2-HS-5. Plan and conduct an investigation of the properties of water and its effects on Earth materials and surface processes.**

- Clarification Statement: Emphasis is on mechanical and chemical investigations with water and a variety of solid materials to provide the evidence for connections between the hydrologic cycle and system interactions commonly known as the rock cycle. Examples of mechanical investigations include stream transportation and deposition using a stream table, erosion using variations in soil moisture content, or frost wedging by the expansion of water as it freezes. Examples of chemical investigations include chemical weathering and recrystallization (by testing the solubility of different materials) or melt generation (by examining how water lowers the melting temperature of most solids).

**ESS2-HS-6. Develop a quantitative model to describe the cycling of carbon among the hydrosphere, atmosphere, geosphere, and biosphere.**

- Clarification Statement: Emphasis is on modeling biogeochemical cycles that include the cycling of carbon through the ocean, atmosphere, soil, and biosphere (including humans), providing the foundation for living organisms.

**ESS2-HS-7. Construct an argument based on evidence about the simultaneous coevolution of Earth's systems and life on Earth.**

- Clarification Statement: Emphasis is on the dynamic causes, effects, and feedbacks between the biosphere and Earth's other systems, whereby geoscience factors control the evolution of life, which in turn continuously alters Earth's surface. Examples of include how photosynthetic life altered the atmosphere through the production of oxygen, which in turn increased weathering rates and allowed for the evolution of animal life; how microbial life on land increased the formation of soil, which in turn allowed for the evolution of land plants; or how the evolution of corals created reefs that altered patterns of erosion and deposition along coastlines and provided habitats for the evolution of new life forms.
- Assessment Boundary: Assessment does not include a comprehensive understanding of the mechanisms of how the biosphere interacts with all of Earth's other systems.

Science and Engineering

Disciplinary Core Ideas (DCI)

Crosscutting Concepts (CCC)

Practices (SEP)		
<p><b>Developing and Using Models</b> Modeling in 9–12 builds on K–8 experiences and progresses to using, synthesizing, and developing models to predict and show relationships among variables between systems and their components in the natural and designed world(s).</p> <ul style="list-style-type: none"> <li>Develop a model based on evidence to illustrate the relationships between systems or between components of a system. (ESS2-HS-1, ESS2-HS-3, ESS2-HS-6)</li> <li>Use a model to provide mechanistic accounts of phenomena. (ESS2-HS-4)</li> </ul> <p><b>Planning and Carrying Out Investigations</b> Planning and carrying out investigations in 9-12 builds on K-8 experiences and progresses to include investigations that provide evidence for and test conceptual, mathematical, physical, and empirical models.</p> <ul style="list-style-type: none"> <li>Plan and conduct an investigation individually and collaboratively to produce data to serve as the basis for evidence, and in the design: decide on types, how much, and accuracy of data needed to produce reliable measurements and consider limitations on the precision of the data (e.g., number of trials, cost, risk, time), and refine the design accordingly. (ESS2-HS-5)</li> </ul> <p><b>Analyzing and Interpreting Data</b> Analyzing data in 9–12 builds on K–8 experiences and progresses to introducing more detailed statistical analysis, the comparison of data sets for consistency, and the use of models to generate and analyze data.</p> <ul style="list-style-type: none"> <li>Analyze data using tools, technologies, and/or models (e.g., computational, mathematical) in order to make valid and reliable scientific claims or determine an optimal design solution. (ESS2-HS-2)</li> </ul> <p><b>Engaging in Argument from Evidence</b> Engaging in argument from evidence in 9–12 builds on K–8 experiences and progresses to using appropriate and sufficient evidence and scientific reasoning to defend and critique claims and explanations about the natural and designed world(s). Arguments may also come from current</p>	<p><b>ESS1.B: Earth and the Solar System</b></p> <ul style="list-style-type: none"> <li>Cyclical changes in the shape of Earth’s orbit around the sun, together with changes in the tilt of the planet’s axis of rotation, both occurring over hundreds of thousands of years, have altered the intensity and distribution of sunlight falling on the earth. These phenomena cause a cycle of ice ages and other gradual climate changes. (ESS2-HS-4)</li> </ul> <p><b>ESS2.A: Earth Materials and Systems</b></p> <ul style="list-style-type: none"> <li>Earth’s systems, being dynamic and interacting, cause feedback effects that can increase or decrease the original changes. (ESS2-HS-1, ESS2-HS-2)</li> <li>Evidence from deep probes and seismic waves, reconstructions of historical changes in Earth’s surface and its magnetic field, and an understanding of physical and chemical processes lead to a model of Earth with a hot but solid inner core, a liquid outer core, a solid mantle and crust. Motions of the mantle and its plates occur primarily through thermal convection, which involves the cycling of matter due to the outward flow of energy from Earth’s interior and gravitational movement of denser materials toward the interior. (ESS2-HS-3)</li> <li>The geological record shows that changes to global and regional climate can be caused by interactions among changes in the sun’s energy output or Earth’s orbit, tectonic events, ocean circulation, volcanic activity, glaciers, vegetation, and human activities. These changes can occur on a variety of time scales from sudden (e.g., volcanic ash clouds) to intermediate (ice ages) to very long-term tectonic cycles. (ESS2-HS-4)</li> </ul> <p><b>ESS2.B: Plate Tectonics and Large-Scale System Interactions</b></p> <ul style="list-style-type: none"> <li>The radioactive decay of unstable isotopes continually generates new energy within Earth’s crust and mantle, providing the primary source of the heat that drives mantle convection. Plate tectonics can be viewed as the surface expression of mantle convection. (ESS2-HS-3)</li> <li>Plate tectonics is the unifying theory that explains the past and current movements of the rocks at Earth’s surface and provides a framework for understanding its geologic history. Plate movements are responsible for most continental and ocean-floor features and for the distribution of most rocks and minerals within Earth’s crust. (ESS2-HS-1)</li> </ul> <p><b>ESS2.C: The Roles of Water in Earth’s Surface Processes</b></p> <ul style="list-style-type: none"> <li>The abundance of liquid water on Earth’s surface and its unique combination of physical and chemical properties are central to the planet’s dynamics. These properties include water’s exceptional capacity to absorb, store, and release large amounts of energy, transmit sunlight, expand upon freezing, dissolve and transport materials, and lower the viscosities and melting points of rocks. (ESS2-HS-5)</li> </ul> <p><b>ESS2.D: Weather and Climate</b></p> <ul style="list-style-type: none"> <li>The foundation for Earth’s global climate systems is the electromagnetic radiation from the sun, as well as its</li> </ul>	<p><b>Cause and Effect</b> Empirical evidence is required to differentiate between cause and correlation and make claims about specific causes and effects. (ESS2-HS-4)</p> <p><b>Energy and Matter</b> The total amount of energy and matter in closed systems is conserved. (ESS2-HS-6) Energy drives the cycling of matter within and between systems. (ESS2-HS-3)</p> <p><b>Structure and Function</b> The functions and properties of natural and designed objects and systems can be inferred from their overall structure, the way their components are shaped and used, and the molecular substructures of its various materials. (ESS2-HS-5)</p> <p><b>Stability and Change</b> Much of science deals with constructing explanations of how things change and how they remain stable. (ESS2-HS-7) Change and rates of change can be quantified and modeled over very short or very long periods of time. Some system changes are irreversible. (ESS2-HS-1) Feedback (negative or positive) can stabilize or destabilize a system. (ESS2-HS-2)</p> <p><i>Connections to Engineering, Technology, and Applications of Science</i></p> <p><b>Interdependence of Science, Engineering, and Technology</b> Science and engineering complement each other in the cycle known as research and development (R&amp;D). Many R&amp;D projects may involve scientists, engineers, and others with wide ranges of expertise. (ESS2-HS-3)</p> <p><b>Influence of Engineering, Technology, and Science on Society and the Natural World</b> New technologies can have deep impacts on society and the environment, including some that were not anticipated. Analysis of costs and benefits is a critical aspect of decisions about technology. (ESS2-HS-2)</p>

<p>scientific or historical episodes in science.</p> <ul style="list-style-type: none"> <li>Construct an oral and written argument or counter-arguments based on data and evidence. (ESS2-HS-7)</li> </ul> <p><b>Connections to Nature of Science</b></p> <p><b>Scientific Knowledge is Based on Empirical Evidence</b> Science knowledge is based on empirical evidence. (ESS2-HS-3) Science disciplines share common rules of evidence used to evaluate explanations about natural systems. (ESS2-HS-3) Science includes the process of coordinating patterns of evidence with current theory. (ESS2-HS-3) Science arguments are strengthened by multiple lines of evidence supporting a single explanation. (ESS2-HS-4)</p>	<p>reflection, absorption, storage, and redistribution among the atmosphere, ocean, and land systems, and <b>this energy's</b> re-radiation into space. (ESS2-HS-2, ESS2-HS-4)</p> <ul style="list-style-type: none"> <li>Gradual atmospheric changes were due to plants and other organisms that captured carbon dioxide and released oxygen. (ESS2-HS-6, ESS2-HS-7)</li> <li>Changes in the atmosphere due to human activity have increased carbon dioxide concentrations and thus affect climate. (ESS2-HS-6, ESS2-HS-4)</li> </ul> <p><b>ESS2.E: Biogeology</b></p> <ul style="list-style-type: none"> <li>The many dynamic and delicate feedbacks between the biosphere and other Earth systems cause a continual <b>evolution of Earth's</b> surface and the life that exists on it. (ESS2-HS-7)</li> </ul> <p><b>PS4.A: Wave Properties</b></p> <ul style="list-style-type: none"> <li>Geologists use seismic waves and their reflection at interfaces between layers to probe structures deep in the planet. (ESS2-HS-3)</li> </ul>	
--	---	--

<b>Idaho Common Core Connections</b>	
<p><b>ELA/Literacy</b></p> <p><b>RST.11-12.1</b> Cite specific textual evidence to support analysis of science and technical texts, attending to important distinctions the author makes and to any gaps or inconsistencies in the account. (ESS2-HS-2), (ESS2-HS-3)</p> <p><b>RST.11-12.2</b> Determine the central ideas or conclusions of a text; summarize complex concepts, processes, or information presented in a text by paraphrasing them in simpler but still accurate terms. (ESS2-HS-2)</p> <p><b>WHST.9-12.1</b> Write arguments focused on discipline-specific content. (ESS2-HS-7)</p> <p><b>WHST.9-12.7</b> Conduct short as well as more sustained research projects to answer a question (including a self-generated question) or solve a problem; narrow or broaden the inquiry when appropriate; synthesize multiple sources on the subject, demonstrating understanding of the subject under investigation. (ESS2-HS-5)</p> <p><b>SL.11-12.5</b> Make strategic use of digital media (e.g., textual, graphical, audio, visual, and interactive elements) in presentations to enhance understanding of findings, reasoning, and evidence and to add interest. (ESS2-HS-1), (ESS2-HS3), (ESS2-HS-4)</p>	<p><b>Mathematics</b></p> <p><b>MP.2</b> Reason abstractly and quantitatively. (ESS2-HS-1), (ESS2-HS-2), (ESS2-HS-3), (ESS2-HS-4), (ESS2-HS-6)</p> <p><b>MP.4</b> Model with mathematics. (ESS2-HS-1), (ESS2-HS-3), (ESS2-HS-4), (ESS2-HS-6)</p> <p><b>HSN-Q.A.1</b> Use units as a way to understand problems and to guide the solution of multi-step problems; choose and interpret units consistently in formulas; choose and interpret the scale and the origin in graphs and data displays. ((ESS2-HS-1), (ESS2-HS-2), (ESS2-HS-3), (ESS2-HS-4), (ESS2-HS-6)</p> <p><b>HSN-Q.A.2</b> Define appropriate quantities for the purpose of descriptive modelling (ESS2-HS-1), (ESS2-HS-3), (ESS2-HS-4), (ESS2-HS-6)</p> <p><b>HSN-Q.A.3</b> Choose a level of accuracy appropriate to limitations on measurement when reporting quantities. (ESS2-HS-1), (ESS2-HS-2), (ESS2-HS-3), (ESS2-HS-4), (ESS2-HS-5), (ESS2-HS-6)</p>

## ESS3-HS Earth and Human Activity

Performance Expectations (PE)	
Students who demonstrate understanding can:	
<p><b>ESS3-HS-1. Construct an explanation based on evidence for how the availability of natural resources, occurrence of natural hazards, and changes in climate have influenced human activity.</b></p> <ul style="list-style-type: none"> <li>Clarification Statement: Examples of key natural resources include access to fresh water (such as rivers, lakes, and groundwater), regions of fertile soils such as river deltas, and high concentrations of minerals and fossil fuels. Examples of natural hazards can be from interior processes (such as volcanic eruptions and earthquakes), surface processes (such as tsunamis, mass wasting and soil erosion), and severe weather (such as hurricanes, floods, and droughts). Examples of the results of changes in climate that can affect populations or drive mass migrations include changes to sea level, regional patterns of temperature and precipitation, and the types of crops and livestock that can be raised.</li> </ul>	
<p><b>ESS3-HS-2. Evaluate competing design solutions for developing, managing, and utilizing energy and mineral resources based on cost-benefit ratios.</b></p>	

- Clarification Statement: Emphasis is on the conservation, recycling, and reuse of resources (such as minerals and metals) where possible, and on minimizing impacts where it is not. Examples include developing best practices for agricultural soil use, mining (for coal, tar sands, and oil shales), and pumping (for petroleum and natural gas). Science knowledge indicates what can happen in natural systems—not what should happen.
- ESS3-HS-3. Create a computational simulation to illustrate the relationships among management of natural resources, the sustainability of human populations, and biodiversity.**
- Clarification Statement: Examples of factors that affect the management of natural resources include costs of resource extraction and waste management, per-capita consumption, and the development of new technologies. Examples of factors that affect human sustainability include agricultural efficiency, levels of conservation, and urban planning.
  - Assessment Boundary: Assessment for computational simulations is limited to using provided multi-parameter programs or constructing simplified spreadsheet calculations.
- ESS3-HS-4. Evaluate or refine a technological solution that reduces impacts of human activities on natural systems.**
- Clarification Statement: Examples of data on the impacts of human activities could include the quantities and types of pollutants released, changes to biomass and species diversity, or areal changes in land surface use (such as urban development, agriculture and livestock, or surface mining). Examples for limiting future impacts could range from local efforts (such as reducing, reusing, and recycling resources) to large-scale geoenvironmental design solutions (such as altering global temperatures by making large changes to the atmosphere or ocean).
- ESS3-HS-5. Analyze geoscience data and the results from global climate models to make an evidence-based forecast of the current rate of global or regional climate change and associated future impacts to Earth systems.**
- Clarification Statement: Examples of evidence, for both data and climate model outputs, are for climate changes (such as precipitation and temperature) and their associated impacts (such as on sea level, glacial ice volumes, or atmosphere and ocean composition).
  - Assessment Boundary: Assessment is limited to one example of a climate change and its associated impacts.
- ESS3-HS-6. Use a computational representation to illustrate the relationships among Earth systems and how those relationships are being modified due to human activity.**
- Clarification Statement: Examples of Earth systems to be considered are the hydrosphere, atmosphere, cryosphere, geosphere, and/or biosphere. An example of the far-reaching impacts from a human activity is how an increase in atmospheric carbon dioxide results in an increase in photosynthetic biomass on land and an increase in ocean acidification, with resulting impacts on sea organism health and marine populations.
  - Assessment Boundary: Assessment does not include running computational representations but is limited to using the published results of scientific computational models.

Science and Engineering Practices (SEP)	Disciplinary Core Ideas (DCI)	Crosscutting Concepts (CCC)
<p><b>Analyzing and Interpreting Data</b></p> <p>Analyzing data in 9–12 builds on K–8 experiences and progresses to introducing more detailed statistical analysis, the comparison of data sets for consistency, and the use of models to generate and analyze data.</p> <ul style="list-style-type: none"> <li>• Analyze data using computational models in order to make valid and reliable scientific claims. (ESS3-HS-5)</li> </ul> <p><b>Using Mathematics and Computational Thinking</b></p> <p>Mathematical and computational thinking in 9–12 builds on K–8 experiences and progresses to using algebraic thinking and analysis, a range of linear and nonlinear functions including trigonometric functions, exponentials and logarithms, and computational tools for statistical analysis to analyze, represent, and model data. Simple computational simulations are created and used based on mathematical models of basic assumptions.</p> <ul style="list-style-type: none"> <li>• Create a computational model or</li> </ul>	<p><b>ESS2.D: Weather and Climate</b></p> <ul style="list-style-type: none"> <li>• Current models predict that, although future regional climate changes will be complex and varied, average global temperatures will continue to rise. The outcomes predicted by global climate models strongly depend on the amounts of human-generated greenhouse gases added to the atmosphere each year and by the ways in which these gases are absorbed by the ocean and biosphere. (ESS3-HS-6)</li> </ul> <p><b>ESS3.A: Natural Resources</b></p> <ul style="list-style-type: none"> <li>• Resource availability has guided the development of human society. (ESS3-HS-1)</li> <li>• All forms of energy production and other resource extraction have associated economic, social, environmental, and geopolitical costs and risks as well as benefits. New technologies and social regulations can change the balance of these factors. (ESS3-HS-2)</li> </ul> <p><b>ESS3.B: Natural Hazards</b></p> <ul style="list-style-type: none"> <li>• Natural hazards and other geologic events have shaped the course of human history. They have significantly altered the sizes of human populations and have driven human migrations. (ESS3-HS-1)</li> </ul> <p><b>ESS3.C: Human Impacts on Earth Systems</b></p> <ul style="list-style-type: none"> <li>• The sustainability of human societies and the biodiversity that supports them requires responsible management of natural resources. (ESS3-HS-3)</li> <li>• Scientists and engineers can make major contributions by developing technologies that produce less pollution and</li> </ul>	<p><b>Cause and Effect</b></p> <p>Empirical evidence is required to differentiate between cause and correlation and make claims about specific causes and effects. (ESS3-HS-1)</p> <p><b>Systems and System Models</b></p> <p>When investigating or describing a system, the boundaries and initial conditions of the system need to be defined and their inputs and outputs analyzed and described using models. (ESS3-HS-6)</p> <p><b>Stability and Change</b></p> <p>Change and rates of change can be quantified and modeled over very short or very long periods of time. Some system changes are irreversible. (ESS3-HS-3, ESS3-HS-5)</p> <p>Feedback (negative or positive) can stabilize or destabilize a system. (ESS3-HS-4)</p> <p><b>Connections to Engineering, Technology, and Applications of Science</b></p> <p><b>Influence of Engineering, Technology, and Science on Society and the Natural</b></p>

<p>simulation of a phenomenon, designed device, process, or system. (ESS3-HS-3)</p> <ul style="list-style-type: none"> <li>Use a computational representation of phenomena or design solutions to describe and/or support claims and/or explanations. (ESS3-HS6)</li> </ul> <p><b>Constructing Explanations and Designing Solutions</b></p> <p>Constructing explanations and designing solutions in 9–12 builds on K–8 experiences and progresses to explanations and designs that are supported by multiple and independent student-generated sources of evidence consistent with scientific knowledge, principles, and theories.</p> <ul style="list-style-type: none"> <li>Construct an explanation based on valid and reliable evidence obtained from a variety of <b>sources (including students’ own investigations, models, theories, simulations, peer review)</b> and the assumption that theories and laws that describe the natural world operate today as they did in the past and will continue to do so in the future. (ESS3-HS-1)</li> <li>Design or refine a solution to a complex real-world problem, based on scientific knowledge, student-generated sources of evidence, prioritized criteria, and tradeoff considerations. (ESS3-HS-4)</li> </ul> <p><b>Engaging in Argument from Evidence</b></p> <p>Engaging in argument from evidence in 9–12 builds on K–8 experiences and progresses to using appropriate and sufficient evidence and scientific reasoning to defend and critique claims and explanations about natural and designed world(s). Arguments may also come from current scientific or historical episodes in science.</p> <ul style="list-style-type: none"> <li>Evaluate competing design solutions to a real-world problem based on scientific ideas and principles, empirical evidence, and logical arguments regarding relevant factors (e.g. economic, societal, environmental, ethical considerations). (ESS3-HS-2)</li> </ul> <p><b>Connections to Nature of Science</b></p>	<p>waste and that preclude ecosystem degradation. (ESS3-HS-4)</p> <p><b>ESS3 .D: Global Climate Change</b></p> <ul style="list-style-type: none"> <li>Though the magnitudes of human impacts are greater than they have ever been, so too are human abilities to model, predict, and manage current and future impacts. (ESS3-HS-5)</li> <li>Through computer simulations and other studies, important discoveries are still being made about how the ocean, the atmosphere, and the biosphere interact and are modified in response to human activities. (ESS3-HS-6)</li> </ul> <p><b>ET S1 .B: Developing Possible Solutions</b></p> <ul style="list-style-type: none"> <li>When evaluating solutions, it is important to take into account a range of constraints, including cost, safety, reliability, and aesthetics, and to consider social, cultural, environmental impacts. (ESS3-HS-2, ESS3-HS-4)</li> </ul>	<p><b>World</b></p> <p>Modern civilization depends on major technological systems. (ESS3-HS-1, ESS3-HS-3) Engineers continuously modify these technological systems by applying scientific knowledge and engineering design practices to increase benefits while decreasing costs and risks. (ESS3-HS-2, ESS3-HS-4) New technologies can have deep impacts on society and the environment, including some that were not anticipated. (ESS3-HS-3) Analysis of costs and benefits is a critical aspect of decisions about technology. (ESS3-HS-2)</p> <p><b>Connections to Nature of Science</b></p> <p><b>Science is a Human Endeavor</b></p> <p>Science is a result of human endeavors, imagination, and creativity. (ESS3-HS-3)</p> <p><b>Science Addresses Questions About the Natural and Material World</b></p> <p>Science and technology may raise ethical issues for which science, by itself, does not provide answers and solutions. (ESS3-HS-2)</p> <p>Science knowledge indicates what can happen in natural systems—not what should happen. The latter involves ethics, values, and human decisions about the use of knowledge. (ESS3-HS-2)</p> <p>Many decisions are not made using science alone, but rely on social and cultural contexts to resolve issues. (ESS3-HS-2)</p>
---	---	--

<p><b>Scientific Investigations Use a Variety of Methods</b> Science investigations use diverse methods and do not always use the same set of procedures to obtain data. (ESS3-HS-5) New technologies advance scientific knowledge. (ESS3-HS-5)</p> <p><b>Scientific Knowledge is Based on Empirical Evidence</b> Science knowledge is based on empirical evidence. (ESS3-HS-5) Science arguments are strengthened by multiple lines of evidence supporting a single explanation. (ESS3-HS-5)</p>		
---	--	--

<b>Idaho Common Core Connections</b>	
<p><b>ELA/Literacy</b></p> <p><b>RST .1 1-12.1</b> Cite specific textual evidence to support analysis of science and technical texts, attending to important distinctions the author makes and to any gaps or inconsistencies in the account. (ESS3-HS-1), (ESS3-HS-2), (ESS3-HS-4), (ESS3-HS-5)</p> <p><b>RST .1 1-12.2</b> Determine the central ideas or conclusions of a text; summarize complex concepts, processes, or information presented in a text by paraphrasing them in simpler but still accurate terms. (ESS3-HS-5)</p> <p><b>RST .1 1-12.7</b> Integrate and evaluate multiple sources of information presented in diverse formats and media (e.g., quantitative data, video, multimedia) in order to address a question or solve a problem. (ESS3-HS-5)</p> <p><b>RST .1 1-12.8</b> Evaluate the hypotheses, data, analysis, and conclusions in a science or technical text, verifying the data when possible and corroborating or challenging conclusions with other sources of information. (ESS3-HS-2), (ESS3-HS-4)</p> <p><b>WHST .9 -12.2</b> Write informative/explanatory texts, including the narration of historical events, scientific procedures/experiments, or technical processes. (ESS3-HS-1)</p>	<p><b>Mathematics</b></p> <p><b>MP .2</b> Reason abstractly and quantitatively. (ESS3-HS-1), (ESS3-HS-2), (ESS3-HS-3), (ESS3-HS-4), (ESS3-HS-5), (ESS3-HS-6)</p> <p><b>MP .4</b> Model with mathematics. (ESS3-HS-3), (ESS3-HS-6)</p> <p><b>HSN-Q .A .1</b> Use units as a way to understand problems and to guide the solution of multi-step problems; choose and interpret units consistently in formulas; choose and interpret the scale and the origin in graphs and data displays. (ESS3-HS-1), (ESS3-HS-4), (ESS3-HS-5), (ESS3-HS-6)</p> <p><b>HSN-Q .A .2</b> Define appropriate quantities for the purpose of descriptive modeling. (ESS3-HS-1), (ESS3-HS-4), (ESS3-HS-5), (ESS3-HS-6)</p> <p><b>HSN-Q .A .3</b> Choose a level of accuracy appropriate to limitations on measurement when reporting quantities. (ESS3-HS-1), (ESS3-HS-4), (ESS3-HS-5), (ESS3-HS-6)</p>



**Appendix A: K-5 Topic Progressions by Science Domain**

<b>Life Science</b>			
<b>Grade</b>	<b>Topic</b>	<b>NGSS Connection</b>	<b>Notes</b>
<b>K</b>	<ul style="list-style-type: none"> <li>Living and nonliving</li> <li>Observe plants and animals</li> </ul>	<ul style="list-style-type: none"> <li>(KLS1.1) Plants need water, food, air, and light to live and grow</li> <li>(KLS1.2) Animals need food and water to live and grow</li> </ul>	<ul style="list-style-type: none"> <li>Continue to address living and non-living things animals</li> <li>(KESS3): see needs and habitat of plants and animals</li> </ul>
<b>1</b>	<ul style="list-style-type: none"> <li>Life cycles (plants and animals)</li> <li>Living things needs food, water, and shelter</li> </ul>	<ul style="list-style-type: none"> <li>(1LS1)</li> <li>Structures: Similarities and differences of physical traits between adults and offspring in plants and animals</li> <li>Functions: Imprinting patterns from parents from offspring for survival</li> <li>(1LS3) Heredity: young like parents but not exactly</li> <li>(3LS1) Life cycles</li> </ul>	<ul style="list-style-type: none"> <li>Adding emphasis on structure and functions</li> </ul>
<b>2</b>	<ul style="list-style-type: none"> <li>Basic needs of all living thing and discuss how all living thing needs food, water, shelter, and space.</li> <li>Habitats and adaptations</li> </ul>	<ul style="list-style-type: none"> <li>(2LS2) Plants need Water and Sun to Grow</li> <li>Animals help Disperse Seeds and Pollinate Plants</li> <li>(2LS4) Plants and Animals Habitat Diversity</li> </ul>	<ul style="list-style-type: none"> <li>Emphasis on investigation, design, experimentation, and model development</li> <li>Classification of mammals, reptiles, birds, amphibians and fish</li> </ul>
<b>3</b>	<ul style="list-style-type: none"> <li>Plant and animals adaptations</li> <li>Food chains and food webs</li> </ul>	<ul style="list-style-type: none"> <li>(3LS2) Behavioral adaptations and migrations</li> <li>(3LS3) Heredity affects similarities and differences in traits and patterns between offspring and parents</li> </ul>	<ul style="list-style-type: none"> <li>Food chains and food web moved to Grade 4.</li> <li>Moving 3LS4 biological adaptation to Grade 5</li> <li>Emphasis on behavioral adaptations</li> </ul>

**STATE DEPARTMENT OF EDUCATION  
NOVEMBER 30, 2015**

<b>4</b>	<ul style="list-style-type: none"> <li>Adaptations, classification of vertebrates and invertebrates</li> </ul>	<ul style="list-style-type: none"> <li>(5LS2) Ecosystem, interactions and dynamics</li> <li>(4LS1) Internal and external structures (body structures)</li> </ul>	<ul style="list-style-type: none"> <li>Focus is no longer expected on classification of vertebrates and invertebrates moved to 2/5</li> <li>(4ESS1) Ex.- make fossil connections to Hagerman horse</li> </ul>
<b>5</b>	<ul style="list-style-type: none"> <li>Photosynthesis, cells</li> <li>Heredity -parents and offspring</li> </ul>	<ul style="list-style-type: none"> <li>(3LS4) Biological adaptation and natural selection</li> <li>(5LS1) Photosynthesis (plants need air, and water to grow and not soil)</li> </ul>	<ul style="list-style-type: none"> <li>Classification of species</li> <li>See (5PS3.2) focus on energy from the sun</li> </ul>

<b>Earth Science</b>			
<b>Grade</b>	<b>Topic</b>	<b>NGSS Connection</b>	<b>Notes</b>
<b>K</b>	<ul style="list-style-type: none"> <li>4 seasons</li> </ul>	<ul style="list-style-type: none"> <li>(KESS2) Local weather patterns (climate)</li> <li>Plants and animals change the environment to meet their Needs (e: beaver dams, vines, leaf size)</li> <li>(KESS3) Needs and habitat of plants and animals</li> <li>Severe weather, local, human impact, and recycle</li> </ul>	<ul style="list-style-type: none"> <li>Focus on weather</li> </ul>
<b>1</b>	<ul style="list-style-type: none"> <li>4 seasons locally</li> </ul>	<ul style="list-style-type: none"> <li>(1ESS1) Sun, Moon, and Stars- Predict Patterns</li> <li>Daylight hours to time of year</li> </ul>	
<b>2</b>	<ul style="list-style-type: none"> <li>Weather conditions</li> </ul>	<ul style="list-style-type: none"> <li>(2ESS2) Wind and water changes the shapes of the land; maps of land forms; water-liquid and solids on Earth</li> <li>(ESS1) Earth events- fast /slow</li> <li>Earthquake, volcanoes, erosion</li> </ul>	<ul style="list-style-type: none"> <li>Connection to (2LS4)</li> <li>Connection to (2PS1)</li> </ul>

**STATE DEPARTMENT OF EDUCATION  
NOVEMBER 30, 2015**

		of rocks	
<b>3</b>	<ul style="list-style-type: none"> <li>Length of day, seasons, and year on Earth</li> </ul>	<ul style="list-style-type: none"> <li>(3ESS2) Weather/seasons-graphs and tables</li> <li>Climate in different regions of the world to predict patterns</li> <li>(3ESS3) Claim about merit of a design solutions to damage from weather</li> </ul>	
<b>4</b>	<ul style="list-style-type: none"> <li>Solar system comparisons</li> <li>Gravity (orbits, effect of the moon on Earth, tides)</li> </ul>	<ul style="list-style-type: none"> <li>(4ESS2) Weathering and erosion (water, ice and vegetation)</li> <li>Maps and data-describe <b>patterns of Earth's</b> features - Earth/water (topographical)</li> <li>(4ESS1) Role of formations/fossils (global, regional &amp; local)</li> <li>(4ESS3) Energy and fuels (Cost/benefit, environment, costs)</li> <li>Natural resources</li> <li>Natural hazards</li> </ul>	<ul style="list-style-type: none"> <li>Was a 5<sup>th</sup> grade Earth interactions</li> <li>Was a 5<sup>th</sup> grade standard</li> </ul>
<b>5</b>		<ul style="list-style-type: none"> <li>(5ESS2) Geological, biological, hydrological, atmosphere</li> <li>How landforms are affected through weather and climates</li> <li>Water distribution on Earth (ROLES)</li> <li>(5ESS1) Brightness of stars and distances.</li> <li>Shadows (limited to earth position)</li> <li>Seasonal appearance of stars</li> </ul>	

		<ul style="list-style-type: none"> <li>• (5ESS3) Sustainability of Earth's resources (obtain and define information to evaluate impacts and consequences)</li> </ul>	
--	--	--	--

<b>Physical Science</b>			
<b>Grade</b>	<b>Topic</b>	<b>NGSS Connection</b>	<b>Notes</b>
<b>K</b>	<ul style="list-style-type: none"> <li>• Use senses describe matter</li> </ul>	<ul style="list-style-type: none"> <li>• (KPS2) Strength and direction of push and pull</li> <li>• Change speed and direction (marble maze)</li> <li>• Effect of sunlight on <b>earth's</b> surface (warm/cool) create something to reduce effects of sun</li> </ul>	
<b>1</b>	<ul style="list-style-type: none"> <li>• Use properties of an object (motion, rotate, revolve, rest, float, fall)</li> </ul>	<ul style="list-style-type: none"> <li>• (1PS4) Sound and vibration</li> <li>• objects in darkness can be seen only when illuminated</li> <li>• Translucent, opaque reflective (not speed of light)</li> <li>• Communicate design project with sound/light</li> </ul>	
<b>2</b>	<ul style="list-style-type: none"> <li>• List properties of an object</li> <li>• Explain how force affect the motion and position of an object</li> </ul>	<ul style="list-style-type: none"> <li>• (2PS1) Investigation of properties- materials: mixture, hardness</li> <li>• Analyze data-best property to purpose</li> <li>• Parts to whole</li> <li>• Heat/cool reverse or not change</li> </ul>	
<b>3</b>	<ul style="list-style-type: none"> <li>• Use instruments to measure properties</li> <li>• Physical properties of</li> </ul>	<ul style="list-style-type: none"> <li>• (3PS2) Effects of balanced and unbalanced forces</li> <li>• Gravity=force</li> </ul>	

	<p>solids, liquids, and gases</p> <ul style="list-style-type: none"> <li>• Heating and cooling-change of state of matter</li> </ul>	<ul style="list-style-type: none"> <li>• Make observations of motion and predict future motion</li> <li>• Magnetic (push and pull)</li> <li>• Electric (static)</li> <li>• Design challenge-magnetism</li> </ul>	
<b>4</b>	<ul style="list-style-type: none"> <li>• Same as third grade-not kinetic and potential energy</li> </ul>	<ul style="list-style-type: none"> <li>• (4PS34) Energy</li> <li>• Explain speed/energy connection</li> <li>• Transfer of energy- sound, light, hear, electric currents</li> <li>• Ask questions and predict-change in energy when objects collide; emphasis on speed not force.</li> <li>• Design, test, refine and object to convert energy to another form of energy</li> <li>• (4PS4) Models of waves, patterns, wave length amplitude, objects move</li> <li>• Model light into eye and seen (not colors in the retina)</li> <li>• Generate and compare solutions that use patterns to send information (ex. binary code, Morse code, drums)</li> </ul>	<ul style="list-style-type: none"> <li>• (4PS4) Social studies connection: "Wind Talkers" and Native Americans in Idaho</li> <li>• Computer Science: Code.org</li> </ul>
<b>5</b>	<ul style="list-style-type: none"> <li>• Elements, compounds, and mixtures</li> <li>• Physical difference of solids, liquids, and gases</li> <li>• The nature of physical change related to physical properties</li> </ul>	<ul style="list-style-type: none"> <li>• (5PS1) Matter parts-whole</li> <li>• Too small to be seen</li> <li>• Not atoms and subatomic particles</li> <li>• Not evaporation or condensation</li> <li>• Heat and cooling changes</li> <li>• Matter=conserved phase changes</li> </ul>	<ul style="list-style-type: none"> <li>• Connect (5PS3) to (5LS1)</li> </ul>

---

		<ul style="list-style-type: none"><li>• Not design or mass and weight</li><li>• Chemical reactions</li><li>• (5PS2) Argument- gravity is a downward force</li><li>• (5PS3) Energy in food was once energy in the sun</li></ul>	
--	--	--	--

**Appendix B: Middle and High School Course Progressions**

<b>Grades 6-8</b>											
Assessment Given At End of 8 <sup>th</sup> Grade As Either Cumulative ISAT OR Content Specific EOC											
Conceptual Progressions Model						Science Domains Model					
Course 1		Course 2		Course 3		Physical		Life		Earth	
DCIs	PEs	DCIs	PEs	DCIs	PEs	DCIs	PEs	DCIs	PEs	DCIs	PEs
PS1.A	PS1-MS-1	PS3.C	PS4-MS-3	LS2.C	LS2-MS-5	PS1.A	PS1-MS-1	LS1.A	LS1-MS-1	ESS1.A	ESS1-MS-1
PS1.B	PS1-MS-2	PS4.B	LS1-MS-1	LS4.A	LS2-MS-6	PS1.B	PS1-MS-2	LS1.B	LS1-MS-2	ESS1.B	ESS1-MS-2
PS2.A	PS1-MS-3	PS4.C	LS1-MS-2	LS4.B	LS4-MS-1	PS2.A	PS1-MS-3	LS1.C	LS1-MS-3	ESS1.C	ESS1-MS-3
PS2.B	PS1-MS-4	LS1.A	LS1-MS-3	LS4.C	LS4-MS-2	PS2.B	PS1-MS-4	LS2.A	LS1-MS-4	ESS2.A	ESS1-MS-4
PS3.A	PS1-MS-5	LS1.B	LS1-MS-4	LS4.D	LS4-MS-3	PS3.A	PS1-MS-5	LS2.B	LS1-MS-5	ESS2.B	ESS2-MS-1
PS3.B	PS1-MS-6	LS1.C	LS1-MS-5	ESS1.C	LS4-MS-4	PS3.B	PS1-MS-6	LS2.C	LS1-MS-6	ESS2.C	ESS2-MS-2
PS4.A	PS2-MS-1	LS2.B	LS1-MS-6	ESS2.D	LS4-MS-5	PS3.C	PS2-MS-1	LS3.A	LS2-MS-1	ESS2.D	ESS2-MS-3
LS2.A	PS2-MS-2	LS3.A	LS2-MS-3	ESS3.C	LS4-MS-6	PS4.A	PS2-MS-2	LS3.B	LS2-MS-2	ESS3.A	ESS2-MS-4
ESS1.B	PS2-MS-3	LS3.B	LS2-MS-4	ESS3.D	ESS1-MS-4	PS4.B	PS2-MS-3	LS4.A	LS2-MS-3	ESS3.B	ESS2-MS-5
ESS2.B	PS2-MS-4	ESS1.A	LS3-MS-1	ETS1.A	ESS3-MS-3	PS4.C	PS2-MS-4	LS4.B	LS2-MS-4	ESS3.C	ESS2-MS-6
ESS2.C	PS2-MS-5	ESS2.A	LS3-MS-2	ETS1.B	ESS3-MS-4	ETS1.A	PS2-MS-5	LS4.C	LS2-MS-5	ESS3.D	ESS3-MS-1
ESS3.A	PS3-MS-1	ESS2.A	ESS2-MS-1		ESS3-MS-5	ETS1.B	PS3-MS-1	LS4.D	LS2-MS-6		ESS3-MS-2
ETS1.A	PS3-MS-2	ESS2.D	ESS2-MS-2				PS3-MS-2	ETS1.B	LS3-MS-1		ESS3-MS-3
ETS1.B	PS3-MS-3	ESS3.B	ESS2-MS-3				PS3-MS-3		LS3-MS-2		ESS3-MS-4
	PS3-MS-4	ETS1.A	ESS2-MS-4				PS3-MS-4		LS4-MS-1		ESS3-MS-5
	PS3-MS-5	ETS1.B	ESS2-MS-5				PS3-MS-5		LS4-MS-2		
	PS4-MS-1		ESS2-MS-6				PS4-MS-1		LS4-MS-3		
	PS4-MS-2		ESS3-MS-1				PS4-MS-2		LS4-MS-4		
	LS2-MS-1		ESS3-MS-2				PS4-MS-3		LS4-MS-5		
	LS2-MS-2								LS4-MS-6		
	ESS1-MS-1										
	ESS1-MS-2										
	ESS1-MS-3										

<b>Grades 9-12</b>													
DISTRICT CHOICE		BIOLOGY				CHEMISTRY				PHYSICS			
No Assessment		Biology EOC				Chemistry EOC				No Assessment			
Modified Science Domains Model						Science Domains Model							
Biology		Chemistry		Physics		Chemistry		Physics		Biology		Earth/Space	
DCIs	PEs	DCIs	PEs	DCIs	PEs	DCIs	PEs	DCIs	PEs	DCIs	PEs	DCIs	PEs
<b>LS1.A</b>	LS1-HS-1	<b>PS1.A</b>	PSC1-HS-1	<b>PS1.A</b>	PSP1-HS-1	<b>PS1.A</b>	PSC1-HS-1	<b>PS1.A</b>	PSP1-HS-1	<b>LS1.A</b>	LS1-HS-1	<b>ESS1.A</b>	ESS1-HS-1
<b>LS1.B</b>	LS1-HS-2	<b>PS1.B</b>	PSC1-HS-2	<b>PS2.A</b>	PSP1-HS-2	<b>PS1.B</b>	PSC1-HS-2	<b>PS2.A</b>	PSP1-HS-2	<b>LS1.B</b>	LS1-HS-2	<b>ESS1.B</b>	ESS1-HS-2
<b>LS1.C</b>	LS1-HS-3	<b>PS1.C</b>	PSC1-HS-3	<b>PS2.B</b>	PSP1-HS-3	<b>PS1.C</b>	PSC1-HS-3	<b>PS2.B</b>	PSP1-HS-3	<b>LS1.C</b>	LS1-HS-3	<b>ESS1.C</b>	ESS1-HS-3
<b>LS2.A</b>	LS1-HS-4	<b>PS2.B</b>	PSC1-HS-4	<b>PS3.A</b>	PSP1-HS-4	<b>PS2.B</b>	PSC1-HS-4	<b>PS3.A</b>	PSP1-HS-4	<b>LS2.A</b>	LS1-HS-4	<b>ESS2.A</b>	ESS1-HS-4
<b>LS2.B</b>	LS1-HS-5	<b>PS3.A</b>	PSC1-HS-5	<b>PS3.B</b>	PSP1-HS-5	<b>PS3.A</b>	PSC1-HS-5	<b>PS3.B</b>	PSP1-HS-5	<b>LS2.B</b>	LS1-HS-5	<b>ESS2.B</b>	ESS1-HS-5
<b>LS2.C</b>	LS1-HS-6	<b>PS3.B</b>	PSC2-HS-1	<b>PS3.C</b>	PSP1-HS-6	<b>PS3.B</b>	PSC2-HS-1	<b>PS3.C</b>	PSP1-HS-6	<b>LS2.C</b>	LS1-HS-6	<b>ESS2.C</b>	ESS1-HS-6
<b>LS2.D</b>	LS1-HS-7	<b>PS3.D</b>	PSC2-HS-2	<b>PS3.D</b>	PSP2-HS-1	<b>PS3.D</b>	PSC2-HS-2	<b>PS3.D</b>	PSP2-HS-1	<b>LS2.D</b>	LS1-HS-7	<b>ESS2.D</b>	ESS2-HS-1
<b>LS3.A</b>	LS2-HS-1	<b>PS4.B</b>	PSC2-HS-3	<b>PS4.A</b>	PSP2-HS-2	<b>PS4.B</b>	PSC2-HS-3	<b>PS4.A</b>	PSP2-HS-2	<b>LS3.A</b>	LS2-HS-1	<b>ESS2.E</b>	ESS2-HS-2
<b>LS3.B</b>	LS2-HS-2	<b>ESS2.C</b>	PSC2-HS-4	<b>PS4.B</b>	PSP2-HS-3	<b>ETS1.C</b>	PSC2-HS-4	<b>PS4.B</b>	PSP2-HS-3	<b>LS3.B</b>	LS2-HS-2	<b>ESS3.A</b>	ESS2-HS-3
<b>LS4.A</b>	LS2-HS-3	<b>ESS2.D</b>	PSC2-HS-5	<b>PS4.C</b>	PSP2-HS-4		PSC2-HS-5	<b>PS4.C</b>	PSP2-HS-4	<b>LS4.A</b>	LS2-HS-3	<b>ESS3.B</b>	ESS2-HS-4
<b>LS4.B</b>	LS2-HS-4	<b>ESS3.A</b>	PSC3-HS-1	<b>ESS1.A</b>	PSP2-HS-5		PSC3-HS-1	<b>ETS1.A</b>	PSP2-HS-5	<b>LS4.B</b>	LS2-HS-4	<b>ESS3.C</b>	ESS2-HS-5
<b>LS4.C</b>	LS2-HS-5	<b>ESS3.D</b>	PSC3-HS-2	<b>ESS1.B</b>	PSP3-HS-1		PSC3-HS-2	<b>ETS1.C</b>	PSP3-HS-1	<b>LS4.C</b>	LS2-HS-5	<b>ESS3.D</b>	ESS2-HS-6
<b>LS4.D</b>	LS2-HS-6	<b>ETS1.A</b>	PSC3-HS-3	<b>ESS2.A</b>	PSP3-HS-2		PSC3-HS-3		PSP3-HS-2	<b>LS4.D</b>	LS2-HS-6	<b>PS1.C</b>	ESS2-HS-7



**STATE DEPARTMENT OF EDUCATION  
NOVEMBER 30, 2015**

<b>ESS1.C</b>	LS2-HS-7	<b>ETS1.B</b>	PSC3-HS-4	<b>ESS2.B</b>	PSP3-HS-3		PSC3-HS-4		PSP3-HS-3	<b>ETS1.B</b>	LS2-HS-7	<b>PS3.D</b>	ESS3-HS-1
<b>ESS2.E</b>	LS2-HS-8	<b>ETS1.C</b>	PSC3-HS-5	<b>ETS1.A</b>	PSP3-HS-4		PSC3-HS-5		PSP3-HS-4		LS2-HS-8	<b>PS4.A</b>	ESS3-HS-2
<b>ESS3.B</b>	LS3-HS-1		ESS2-HS-4	<b>ETS1.B</b>	PSP3-HS-5				PSP3-HS-5		LS3-HS-1	<b>PS4.B</b>	ESS3-HS-3
<b>ESS3.C</b>	LS3-HS-2		ESS2-HS-5	<b>ETS1.C</b>	ESS1-HS-1						LS3-HS-2	<b>ETS1.B</b>	ESS3-HS-4
<b>ETS1.A</b>	LS3-HS-3		ESS2-HS-6		ESS1-HS-2						LS3-HS-3		ESS3-HS-5
<b>ETS1.B</b>	LS4-HS-1		ESS3-HS-2		ESS1-HS-3						LS4-HS-1		ESS3-HS-6
<b>ETS1.C</b>	LS4-HS-2		ESS3-HS-5		ESS1-HS-4						LS4-HS-2		
	LS4-HS-3		ESS3-HS-6		ESS2-HS-1						LS4-HS-3		
	LS4-HS-4				ESS2-HS-2						LS4-HS-4		
	LS4-HS-5				ESS2-HS-3						LS4-HS-5		
	LS4-HS-6										LS4-HS-6		
	ESS1-HS-5												
	ESS1-HS-6												
	ESS2-HS-7												
	ESS3-HS-1												
	ESS3-HS-3												
	ESS3-HS-4												

THIS PAGE INTENTIONALLY LEFT BLANK

**STATE DEPARTMENT OF EDUCATION  
NOVEMBER 30, 2015**

---

**SUBJECT**

Pending Rule – Docket No. 08-0203-1510, Rules Governing Thoroughness - Curricular Materials Selection and Online Course Approval - Physical Education

**REFERENCE**

August 13, 2015	Board approved Proposed Rule – 08.02.03.128, Rules Governing Thoroughness - Curricular Materials Selection and Online Course Approval – Physical Education
November 1, 2013	Board approved Pending Fee Rule – IDAPA 08.02.03.128, Rules Governing Thoroughness – Curricular Materials Selection and Online Course Providers adding limited English proficiency as a subject area.
June 20, 2013	Board approved Proposed Fee Rule – IDAPA 08.02.03.128, Rules Governing Thoroughness-Curricular Materials Selection and Online Course Providers

**APPLICABLE STATUTE, RULE, OR POLICY**

Section 33-118; 33-118A, Idaho Code, IDAPA 08.02.03.128

**BACKGROUND/DISCUSSION**

Idaho Administrative code, IDAPA 08.02.03.128 outlines the process for the Board to appoint the Curricular Materials Selection Committee, establishes a fee for publishers, and specifies the subject areas for which curricular materials are adopted by the Board.

Physical Education has been a part of that curriculum review for the past decade; however, it is not listed as a required subject area. Pursuant to IDAPA 08.02.03.104 physical education is required to be offered in elementary, middle, and high schools, and 80% of Idaho’s districts require physical education for graduation. The proposed amendments would add physical education to the list of subjects reviewed by the Curricular Material Selection Committee bringing the administrative rule into alignment with current practice.

No comments were received during the 21 day public comment period and no changes were made between the Proposed and the Pending Rule.

**IMPACT**

Curricular materials would be reviewed and adopted based on the Idaho State Standards for Physical Education. Publishers and independent curriculum developers of physical education materials would be held to the same accountability for review and recommendation of approved curriculum as other content area publishers.

**STATE DEPARTMENT OF EDUCATION  
NOVEMBER 30, 2015**

---

**ATTACHMENTS**

Attachment 1 - Pending Rule – Docket No. 08-0203-1510

Page 3

**STAFF COMMENTS AND RECOMMENDATIONS**

Staff recommends approval.

**BOARD ACTION**

I move to approve Pending Rule – Docket No. 08-0203-1510, Rules Governing Thoroughness – inclusion of Physical Education to the list of subject areas for curricular materials adoption, as submitted.

Moved by \_\_\_\_\_ Seconded by \_\_\_\_\_ Carried Yes \_\_\_\_\_ No \_\_\_\_\_

**STATE DEPARTMENT OF EDUCATION  
NOVEMBER 30, 2015**

---

**IDAPA 08  
TITLE 02  
CHAPTER 03**

**08.02.03 - RULES GOVERNING THOROUGHNESS**

**128. CURRICULAR MATERIALS SELECTION AND ONLINE COURSE APPROVAL (SECTIONS 33-118; 33-118A, IDAHO CODE).**

The State Board of Education will appoint a committee to select curriculum materials. Committee appointments will be for a period of five (5) years. Committee appointments shall consist of not less than ten (10) total members from the following stakeholder groups: certified Idaho classroom teachers, Idaho public school administrators, Idaho higher education officials, parents, trustees, local board of education members, members of the Division of Professional Technical Education, and State Department of Education personnel. The Executive Secretary will be an employee of the State Department of Education and will be a voting member of the committee. The State Department of Education shall charge publishers submission fees of sixty dollars (\$60) or equal to the retail price of each, whichever is greater, to defray the costs incurred in the curricular material review and adoption process. (3-27-13)

**01. Subject Areas.** Curricular materials are adopted by the State Board of Education for a period of six (6) years in the following subject areas: reading, English, spelling, speech, journalism, languages other than English, art, drama, social studies, music, mathematics, business education, career education and counseling, vocational/technical education, science, health, [physical education](#), handwriting, literature, driver education, limited English proficiency.

**02. Multiple Adoptions are Made in Each Subject Area.** (4-5-00)

**03. Bids.** Each publisher must deliver, according to the committee schedule, a sealed bid on all curricular materials presented for adoption. (4-5-00)

**04. Depository.** The State Board will appoint a depository for the state-adopted curricular materials. Resource materials are a local option. (4-5-00)

**05. Local Policies.** School districts will follow their own policies for adoption in subject areas offered by a school district for which materials are not covered by the state curriculum materials committee. (4-5-00)

**06. Online Course Review and Approval Process.** The State Department of Education shall administer the review and approval of online course providers and courses. Reviewers shall be certified Idaho classroom teachers. Online course providers are approved for a period of four (4) years. The State Department of Education shall charge online course providers submission fees based on the number of courses offered, not to exceed the actual costs incurred in the online course and course provider review and approval process. (3-20-14)

THIS PAGE INTENTIONALLY LEFT BLANK

**STATE DEPARTMENT OF EDUCATION  
NOVEMBER 30, 2015**

---

**SUBJECT**

Pending Rule – Docket No. 08-0203-1511, Rules Governing Thoroughness, Idaho English Language Assessment.

**REFERENCE**

August 13, 2015	Board approved Temporary and Proposed Rule – IDAPA 08.02.03.00.04, Incorporated by Reference, regarding the IELA for clarity and cleanup.
November 19, 2012	Board approved Pending Rule – Docket No. 08-0203-1205, WIDA Standards
August 16, 2012	Board approved proposed rule changes to IDAPA 08.02.03.004. WIDA English Language Proficiency Standards and incorporating them by reference.

**APPLICABLE STATUTE, RULE, OR POLICY**

Idaho Administrative code, IDAPA 08.02.03.004.04, 08.02.03.008.01, 08.02.03.111.04.c, 08.02.03.112.02, 08.02.03.112.05

**BACKGROUND/DISCUSSION**

Idaho Administrative Code incorporates the Idaho English Language Assessment (IELA) Achievement Standards by reference, defines what achievement standards are and sets the IELA proficiency levels. Proposed changes would remove duplicative standards that should have been removed when the Board adopted the World Class Instructional Design and Assessment (WIDA) English Language Proficiency Standards in 2012, update the achievement level definitions for IELA from “beginning,” “advanced beginning,” “intermediate,” “early fluent,” and “fluent” to Level 1 through Level 6 then replaces the name of the current six levels to Level 1 through Level 6 for the IELA as part of Idaho’s accountability system.

No comments were received during the 21 day public comment period and no changes were made between the proposed and the pending rule.

**IMPACT**

If approved the amendments would remove redundant standards that may cause district confusion and update the proficiency levels for the IELA as well as make additional technical corrections.

**ATTACHMENTS**

Attachment 1 – Pending Rule – Docket No. 08-0203-1511

Page 3

**STAFF COMMENTS AND RECOMMENDATIONS**

Staff recommends approval.

**STATE DEPARTMENT OF EDUCATION  
NOVEMBER 30, 2015**

---

**BOARD ACTION**

I move to approve Pending Rule – Docket No. 08-0203-1511, Rules Governing Thoroughness, as submitted.

Moved by \_\_\_\_\_ Seconded by \_\_\_\_\_ Carried Yes \_\_\_\_\_ No \_\_\_\_\_



**STATE DEPARTMENT OF EDUCATION  
NOVEMBER 30, 2015**

---

**IDAPA 08  
TITLE 02  
CHAPTER 03**

**08.02.03 - RULES GOVERNING THOROUGHNESS**

**004. INCORPORATION BY REFERENCE.**

The following documents are incorporated into this rule: (3-30-07)

**02. The English Language Development (ELD) Standards.** The World-Class Instructional Design and Assessment (WIDA) 2012 English Language Development (ELD) Standards as adopted by the State Board of Education on August 16, 2012. Copies of the document can be found on the WIDA website at [www.wida.us/standards/eld.aspx](http://www.wida.us/standards/eld.aspx). (4-4-13)

**03. The Limited English Proficiency Program Annual Measurable Achievement Objectives (AMAOs) and Accountability Procedures.** The Limited English Proficiency Program Annual Measurable Achievement Objectives and Accountability Procedures as adopted by the State Board of Education on November 11, 2009. Copies of the document can be found on the State Department of Education website at [www.sde.idaho.gov](http://www.sde.idaho.gov). (4-7-11)

~~**04. The Idaho English Language Assessment (IELA) Achievement Standards.** The Idaho English Language Assessment (IELA) Achievement Standards as adopted by the State Board of Education on November 11, 2009. Copies of the document can be found on the State Department of Education website at [www.sde.idaho.gov](http://www.sde.idaho.gov). (4-7-11)~~

~~**05 4. The Idaho Standards Achievement Tests (ISAT) Achievement Standards.** Achievement Standards as adopted by the State Board of Education on February 19, 2015. Copies of the document can be found on the State Board of Education website at [www.boardofed.idaho.gov](http://www.boardofed.idaho.gov). (2-19-15)( )~~

~~**06 5. The Idaho Extended Content Standards.** The Idaho Extended Content Standards as adopted by the State Board of Education on April 17, 2008. Copies of the document can be found at the State Board of Education website at [www.boardofed.idaho.gov](http://www.boardofed.idaho.gov). (5-8-09)( )~~

~~**07 6. The Idaho Alternate Assessment Achievement Standards.** Alternate Assessment Achievement Standards as adopted by the State Board of Education on May 18, 2011. Copies of the document can be found on the State Board of Education website at [www.boardofed.idaho.gov](http://www.boardofed.idaho.gov). (3-29-12)( )~~

~~**08 7. The Idaho Standards for Infants, Toddlers, Children, and Youth Who Are Deaf or Hard of Hearing.** As adopted by the State Board of Education on October 11, 2007. Copies of the document can be found on the State Board of Education website at [www.boardofed.idaho.gov](http://www.boardofed.idaho.gov). (4-2-08)( )~~

~~**09 8. The Idaho Standards for Infants, Toddlers, Children, and Youth Who Are Blind or Visually Impaired.** As adopted by the State Board of Education on October 11, 2007. Copies of the document can be found on the State Board of Education website at [www.boardofed.idaho.gov](http://www.boardofed.idaho.gov). (4-2-08)( )~~

**005. OFFICE -- OFFICE HOURS -- MAILING ADDRESS AND STREET ADDRESS.**

The principal place of business of the State Board of Education is in Boise, Idaho. The office is located at 650 W. State Street, Room 307, Boise, Idaho and is open from 8 a.m. to 5 p.m., except Saturday, Sunday and legal holidays. The mailing address is: Office of the State Board of Education, PO Box 83720, Boise, Idaho 83720-0037. the telephone number is (208) 334-2270, the facsimile number is (208) 334-2632, and the email address is [board@osbe.idaho.gov](mailto:board@osbe.idaho.gov). (3-15-02)

**006. PUBLIC RECORDS ACT COMPLIANCE.**

This rule has been promulgated in accordance with the Administrative Procedures Act, Title 67, Chapter 52, Idaho Code, and is a public record. (3-15-02)

**STATE DEPARTMENT OF EDUCATION  
NOVEMBER 30, 2015**

---

**007. DEFINITIONS A - G.**

**01. Achievement Standards.** Define “below basic,” “basic,” “proficient,” and “advanced” achievement levels on the Idaho Standards Achievement Tests (ISAT) and ~~“beginning,” “advanced beginning,” “intermediate,” “early fluent” and “fluent.”~~ “Level 1 through Level 6” on the Idaho’s English Language Assessment ~~IELA~~ by setting scale score cut points. These cut scores are paired with descriptions of how well students are mastering the material in the content standards. These descriptions are called performance level descriptors or PLDs, and are provided by performance level, by content area, and by grade. (4-2-08)(    )

c. Limited English Proficient (LEP) students, as defined in Subsection 112.04.d.iv., may receive designated supports or accommodations, or both, for the ISAT assessment if need has been indicated by the LEP student’s Educational Learning Plan (ELP) team. The team shall outline the designated supports or accommodations, or both, in an ELP prior to the assessment administration. Designated supports or accommodations, or both, shall be familiar to the student during previous instruction and for other assessments. LEP students who are enrolled in their first year of school in the United States may take ~~the IELA~~ Idaho’s English Language Assessment in lieu of the English language ISAT, but will still be required to take the ISAT (Mathematics and Science). Such LEP students will be counted as participants for the ninety-five percent (95%) participation target, as described in Subsection 112.04. However, such LEP students are not required to be counted for accountability purposes as described in Subsection 112.03. (4-11-15)(    )

**112. ACCOUNTABILITY**

The provisions in this section apply for the purposes of meeting the “No Child Left Behind” Act and the state of Idaho accountability requirements. (3-20-04)

**01. ISAT Student Achievement Levels.** There are four (4) levels of student achievement for the ISAT: Below Basic, Basic, Proficient, and Advanced. Definitions for these levels of student achievement are adopted by reference in Subsection 004.05. (4-2-08)

**02. IELA Idaho’s English Language Assessment Proficiency Levels.** There are ~~six five (65)~~ levels of language proficiency for students testing on ~~the Idaho’s English Language Assessment: “beginning,” “advanced beginning,” “intermediate,” “early fluent,” and “fluent.”~~ Level 1, Level 2, Level 3, Level 4, Level 5 and Level 6. Definitions for these levels of language proficiency are ~~adopted~~ incorporated by reference in Subsections 004.02 and 004.04. (4-2-08)(    )

**05. Annual Measurable Achievement Objectives (AMAOs).** Local school districts are responsible for ensuring district progress of Limited English Proficient (LEP) students in their acquisition of English. Progress and proficiency are measured by ~~the IELA~~ Idaho’s English Language Assessment and determined based on three (3) AMAOs: (4-2-08)(    )

a. Annual increases in the percent or number of LEP students making progress in acquiring English language proficiency; (4-2-08)

b. Annual increases in the percent or number of LEP students attaining English language proficiency by the end of the school year; and (4-2-08)

c. Each school district must make Adequate Yearly Progress for LEP students on the spring ISAT. (4-2-08)

**STATE DEPARTMENT OF EDUCATION  
NOVEMBER 30, 2015**

---

**SUBJECT**

Idaho Plan to Ensure Equitable Access to Excellent Educators

**APPLICABLE STATUTE, RULE, OR POLICY**

Section 33-105, Idaho Code

Elementary and Secondary Education Act, Sections 1111(a)(1), 111(b)(8)(C), and 9304(a)(3)(B),

**BACKGROUND/DISCUSSION**

Equality of opportunity is a core American value. Equal educational opportunity means ensuring schools have the resources they need to provide meaningful opportunities for all students to succeed, regardless of family income or race. To accomplish this goal, all students must have equitable access to a safe and healthy place to learn, high-quality instructional materials and support, rigorous expectations and course work, and most critically, excellent educators to guide learning. Yet, too often, students from low-income families and students of color are less likely than their peers to attend a school staffed by excellent educators, and are more likely than their peers to attend a school staffed by inexperienced educators or educators rated as ineffective.<sup>[1]</sup> These inequities are unacceptable. It is essential that a priority be placed on working collaboratively to ensure all children have access to the high-quality education they deserve; additionally, to ensure that all educators have the resources and support that they need in order to provide this education for children.

In order to move America toward the goal of ensuring that every student in every public school has equitable access to excellent educators. Secretary Duncan announced in July 2014 that the U.S. Department of Education (Department) would ask each state educational agency (SEA) to submit a plan describing the steps it will take to ensure that “poor and minority children are not taught at higher rates than other children by inexperienced, unqualified, or out-of-field teachers,” as required by section 1111(b)(8)(C) of the Elementary and Secondary Education Act of 1965 (ESEA).

This is not the first time that SEAs, local educational agencies (LEAs), and the federal government have grappled with this complex challenge. In response to the Department’s request, SEAs last submitted their plans under ESEA section 1111(b)(8)(C) in 2006, and some SEAs have updated their plans since that time. Additionally, many SEAs and LEAs have significant work underway that goes beyond the scope of those previously submitted plans to address the problem of inequitable access. However, our continued collective failure to ensure that all students have access to excellent educators is squarely at odds with the commitment we all share to provide an equal educational opportunity. The time is right for a renewed commitment to address this challenge.

Idaho’s Plan to Ensure Equitable Access to Excellent Educators details elements of Idaho’s approach to achieving the objective of improving access to excellent

**STATE DEPARTMENT OF EDUCATION  
NOVEMBER 30, 2015**

---

educators for minority and students from low-income families. Idaho is committed to improving student outcomes across the state by expanding access to excellent educators for *all* students. This plan represents the first step in a comprehensive approach to strengthening and maintaining educator preparation and effectiveness across the state, with an emphasis on districts and schools demonstrating the greatest need.

**Idaho's Vision**

Every student in Idaho will have access to effective educators. Idaho will place the highest priority on:

- ensuring high-quality educator preparation,
- recruiting and retaining highly effective educators,
- supporting the continuing growth of educators' professional practice

[1] See, e.g., *Looking at the Best Teachers and Who They Teach: Poor Students and Students of Color are Less Likely to Get Highly Effective Teaching*, Jenny DeMonte and Robert Hanna, April 11, 2014, Center for American Progress (<http://www.americanprogress.org/wp-content/uploads/2014/04/TeacherDistributionBrief1.pdf>); *Civil Rights Data Collection Data Snapshot: Teacher Equity*, Issue Brief No. 4, March 2014, U.S. Department of Education Office for Civil Rights (<http://www.ed.gov/ocr/docs/crdc-teacher-equity-snapshot.pdf>); *High-Poverty Schools and the Distribution of Teachers and Principals*, Charles Clotfelter, et al., March 2007, National Center for Analysis of Longitudinal Data in Education Research; and data submitted to the U.S. Department of Education from State-Reported Annual Performance Reports for School Year 2012-2013, available at <https://www.rtt-apr.us/>. To see this information, click on an individual State, then follow the link to the section of the State's report on Great Teachers and Leaders.

**ATTACHMENTS**

Attachment 1 – Idaho Plan to Ensure Equitable Access to Excellent Educators Page 5

**STAFF COMMENTS AND RECOMMENDATIONS**

As part of the Federal Excellent Educators for All Initiative in July 2014, the US Department of Education asked each SEA to create new, comprehensive plans that put in place locally-developed solution to ensure every student has equal access to effective educators. These plans are required by Title I of the ESEA. Section 33-110, Idaho Code designates the State Board as the SEA.

According to the Federal requirements outlined at <http://www.ed.gov> each plan is required to:

1. **Describe and provide documentation of the steps that SEA took to consult** with: LEAs, teachers, principals, pupil personnel services, administrators, other staff, and parents regarding the State Plan.
2. **Identify equity gaps.**
  - Define each of the following key terms:
    - Inexperienced teacher;
    - Unqualified teacher;
    - Out-of-field teacher;
    - Poor student;

**STATE DEPARTMENT OF EDUCATION  
NOVEMBER 30, 2015**

---

- Minority student; and
  - Any other key terms used by the SEA such as “highly effective”, “effective” or “ineffective teacher.”
- The SEA must, at a minimum, **calculate equity gaps** for poor and minority students for each of the three statutory terms—“inexperienced,” “unqualified,” and “out-of-field”— based on the State definition of those terms. Using the most recent available data for all public elementary and secondary schools in the State (*i.e.*, both Title I and non-Title I schools), calculate the equity gaps between the rates at which poor children are taught by:
    - “inexperienced” teachers compared to the rates at which other children are taught by these teachers;
    - “unqualified” teachers compared to the rates at which other children are taught by these teachers; and
    - “out-of-field” teachers compared to the rates at which other children are taught by these teachers.
  - Describe **how the SEA identified the equity gaps**, including the source(s) of the data used for the comparison.
3. **Explain the likely cause(s) of the identified equity gaps.**
4. **Set forth the SEA’s Steps to Eliminate Identified Equity Gaps.**
- **Describe the strategies** the SEA will implement to eliminate the identified equity gaps with respect to both (1) poor students and (2) minority students, including how the SEA determined that these strategies will be effective. A SEA may prioritize among the identified equity gaps, provided it includes a rationale to support this prioritization. A SEA may use the same strategy to address multiple gaps.
  - Include **timelines for implementing** the strategies.
  - **Describe how the SEA will monitor its LEAs actions**, in accordance with ESEA sections 9304(a)(3)(B) and 1112(c)(1)(L), to “ensure, through incentives for voluntary transfers, the provision of professional development, recruitment programs, or other effective strategies, that low-income students and minority students are not taught at higher rates than other students by unqualified, out-of-field, or inexperienced teachers.”
5. Describe the **measures** that the SEA will use **to evaluate progress toward eliminating the identified equity gaps** for both (1) poor students and (2) minority students, including the **method and timeline for the evaluation** (for example, by establishing an equity goal and annual targets for meeting that goal, or by reducing identified gaps by a minimum percentage every year).
6. **Describe how the SEA will publicly report on its progress** in eliminating the identified gaps, including timelines for this reporting.

**STATE DEPARTMENT OF EDUCATION  
NOVEMBER 30, 2015**

---

7. A SEA has considerable discretion in determining how it will include each of the six elements set forth above in its State Plan. The remainder of this document provides specific guidance on how a SEA might develop a comprehensive State Plan that is likely to lead to significant progress in eliminating equity gaps.

Board staff received notification on November 23<sup>rd</sup> from the US Department of Education that Idaho's plan had been approved.

**BOARD ACTION**

This item is for informational purposes only. Any action will be at the Board's discretion.

## Idaho Plan to Ensure Equitable Access to Excellent Educators

### Section 1. Introduction

The Idaho State Department of Education (ISDE) is pleased to submit to the U.S. Department of Education (ED) the enclosed plan, developed to improve equitable access to excellent educators in Idaho. This plan responds to Education Secretary Arne Duncan's July 7, 2014, letter to State Education Agencies (SEAs), augmented with additional guidance published on November 10, 2014. Idaho's plan complies with (1) the requirement in Section 1111(b)(8)(C) of the Elementary and Secondary Education Act (ESEA) that each state's Title I, Part A plan include information on the specific steps the SEA will take to ensure economically disadvantaged and minority students are not taught at higher rates than other students by inexperienced, unqualified, or out-of-field teachers, and the measures the agency will use to evaluate and publicly report the progress of the agency with respect to such steps; and (2) the requirement in ESEA Section 1111(e)(2) that a state's plan be revised by the SEA if necessary.

This plan details elements of Idaho's approach to achieving the objective of improving access to excellent educators for minority and students from low-income families. Idaho is committed to improving student outcomes across the state by expanding access to excellent educators for *all* students. This plan represents a first step in a comprehensive approach to strengthening and maintaining educator preparation and effectiveness across the state, with an emphasis on districts and schools demonstrating the greatest need.

To create this plan, a team of 13 internal ISDE Equity Team members, led by the Systems Improvement/Educator Effectiveness Coordinator, Certification/Professional Standards Coordinator, and Title IIA Coordinator, have begun the following steps:

1. Develop and begin implementing a long-term strategy for engaging stakeholders in ensuring equitable access to excellent educators for all students in Idaho, including low-income and minority,
2. Review data provided by ED and Idaho's educational statewide longitudinal data system to identify equity gaps,
3. Conduct preliminary root-cause analyses based on data and feedback from stakeholders, to pinpoint the underlying causes of equity gaps and identify and target strategies accordingly,
4. Set measurable targets and create a plan for measuring and reporting progress and continuously improving this plan.

### Review of State-Level Policies, Initiatives, and Currently Available Data

ISDE reviewed current Idaho policies and initiatives implemented in recent years, as well as relevant and available data. This review was conducted by the internal ISDE Equity Team which includes members from multiple divisions. Items reviewed include:

- Existing state policy and practice for improving educator recruitment, induction, retention, development, and support;
- Policies and initiatives focused on Idaho's institutions of higher education (IHEs) and other educator preparation providers;
- Current licensure standards and requirements;

- Idaho’s efforts to develop and implement an evaluation system for teachers, pupil personnel certificate holders, and principals. Teacher and principal summative ratings are being considered as an element that may be included in the system and can be used as performance metrics to measure equity gaps;
- Available data identified as relevant to the development and implementation of our state’s equitable access plan including the data profile prepared by ED – This includes the Civil Rights Data Collection (CRDC) data submitted by Idaho school districts; *EDFacts* data that we provided to ED on classes taught by highly qualified teachers; state data, including basic information such as demographic and comparable wage data on teacher salaries. To build on these data elements, additional relevant data were reviewed from the state’s longitudinal data system—such as teacher and principal turnover rates, and certification and educator years of experience.

## **Section 2. Stakeholder Engagement**

A successful state plan will depend on the early and long-term involvement and ownership by all stakeholders. The ISDE will involve a diverse group of stakeholders including, but not limited to, representation from district and school staff, Idaho Council of Developmental Disabilities, Idaho Head Start, Idaho Public Charter School Commission, Idaho Educational Services for the Deaf and the Blind, Troops to Teachers, Idaho Commission on Hispanic Affairs, local school board representation, Idaho Library Association, Idaho Association of School Business, representation from Idaho’s universities, Nez Perce tribe, and parent groups.

The stakeholders will participate in the development, implementation, and feedback for on-going monitoring of this plan. To ensure a shared theory of action, ISDE will include stakeholder input. Appendix A is a list of stakeholders and their title and organization. Appendix B is a timeline for stakeholder engagement, and Appendix C is the Stakeholder invitation letter and press release announcement. The stakeholders will be invited to participate in the engagement process through meetings and webinars as a part of the Educator Equity effort. In order to keep stakeholders and the public informed, the Equitable Access to Excellent Educator webpage will be developed and regularly updated to reflect the work of the group as the plan is implemented. We will request stakeholder input into what other forms of communication may be relevant. The purpose of the webinars is for stakeholders to:

- Learn about Idaho’s Equity Plan, including the purpose, and provide on-going feedback on the plan’s development and implementation,
- Review data and serve as advisors in interpretation of the data and preliminary root causes behind equity gaps using the Center on Great Teachers and Leaders resource titled *Resource 7: Engaging Stakeholders in a Root-Cause Analysis* (<http://www.gtlcenter.org/learning-hub/equitable-access-toolkit/stakeholder-engagement-guide>). Due to varying levels of familiarity with data among stakeholder groups, a member of the state team with expertise in data analysis will be on hand at each of these meetings,
- Identify and prioritize potential root causes of inequities in access to excellent educators.

Stakeholder feedback will heavily influence Idaho’s plan. Participants are encouraged to engage more widely with colleagues and communicate further insights gained. The communications will be added to the compilation of stakeholder input. All webinars will be posted on the ISDE website.

Stakeholder input will be on-going and include additional meetings and feedback loops. Each component of Idaho’s *Plan to Ensure Equitable Access to Excellent Educators* will be developed through this



**STATE DEPARTMENT OF EDUCATION  
NOVEMBER 30, 2015**

collaborative process. Stakeholder groups will be engaged to add substantive knowledge from varying perspectives to engage in on-going data reviews, preliminary root-cause-analyses, and monitoring and modification of strategies. A few specific examples of on-going engagement include the following:

- In-person or teleconference meetings and webinars will be conducted to review the updated plan and progress toward achieving equitable access,
- Stakeholder group leaders will be connected to state data experts to work collaboratively in regards to which analyses of that year’s data will be helpful in identifying potential root causes of current equity gaps—in particular, related to their constituent groups,
- Giving these group leaders a chance to dig deeply into current and future data related to the youth for which they are advocating (while maintaining confidentiality and compliance with the Family Education Rights and Privacy Act – FERPA) will help provide insight to the ISDE decision-making team.

The original submission of Idaho’s plan was given to a small number of stakeholders and their feedback has been incorporated into the resubmission. The stakeholders included a state-level charter school coordinator; alternate route to teacher certification and recruitment representative; educators, and a district technology director. In addition, a letter was sent out to all individuals on the List of Stakeholders inviting them to make a commitment to be involved in the project and participate in an August 12, 2015, webinar.

**PHASE 1:**

1. Invitation letter to attend informational webinar meeting sent to stakeholders on August 7, 2015.
2. Press release sent on August 7, 2015.
3. Informational webinar meeting on August 12, 2015. (See Appendix A for a list of the invited stakeholders, titles, and organization representation.)
  - a. This webinar was attended by the following groups: Idaho Association of School Administrators; Troop to Teachers; School District representation; Idaho Council for Developmental Disabilities; Higher Education; Idaho Educational Services for Deaf and Blind; School Principals; Idaho State Department of Education staff representing Limited English Proficiency; Special Education; Title I-A; Charter Schools; Title II-A, Teacher Certification, and Executive Staff;
  - b. Webinar topics included: background information, definition of key terms, issues and challenges, process of engagement, opportunities to ask critical questions about the process, data analysis and preliminary root cause discussion.
  - c. Feedback from the August 12, 2015 webinar participants included: 1) questions regarding a survey development; 2) time commitment for stakeholders.
4. Website development will continue.

**PHASE 2:**

1. Additional webinar meetings will be held to further gather input, review, and continually analyze data.
2. Stakeholder groups and district administrators will be surveyed for input related to the data, gaps discovered, and preliminary root causes.
3. Survey results will be reviewed and incorporated into the equity plan as appropriate.

**STATE DEPARTMENT OF EDUCATION  
NOVEMBER 30, 2015**

4. Stakeholder group will be regularly updated regarding the work of the internal ISDE Equity Team.

**Stakeholder Specific Engagement Timeline**

<b>Event Description</b>	<b>Objective</b>	<b>Timeline</b>
Invitation letter to attend informational webinar meeting sent to stakeholders	Inform potential stakeholders about Idaho's Equitable Access to Excellent Educators Plan	August 7, 2015
Press release	Inform the public about Idaho's Equitable Access to Excellent Educators Plan	August 7, 2015
Informational webinar meeting	<p><b>Provide:</b></p> <p>Background information about Idaho's Plan</p> <p>Definition of Key terms</p> <p>An opportunity to ask the critical questions about the process</p> <p><b>Discuss:</b></p> <p>Issues and Challenges</p> <p>Process of engagement</p> <p>Data analysis and root cause discussion</p> <p>Survey data</p>	August 12, 2015
Webinar to review data and preliminary root causes	To provide the data to stakeholders and review preliminary root causes determined by Internal Team and early stakeholder feedback	October – December 2015
Survey stakeholders	To gather feedback on their experiences related to the data and preliminary root causes	January – February 2016
Survey district	To gather feedback on	January –

**STATE DEPARTMENT OF EDUCATION  
NOVEMBER 30, 2015**

administrators	their experiences related to the data and preliminary root causes	February 2016
Ongoing data review, identify current gaps, root causes and strategies with stakeholders	Analyze current gap and reviewing additional areas where gaps may have developed	Annually in November

**Section 3. Equity Gap Exploration and Analysis**

To provide context to the data analysis that follows, it is important to first establish the foundational principles in Idaho’s approach to providing equitable access of excellent educators statewide. Following this section there will be a narrative of the process Idaho followed to begin and continue the process of gap exploration, including sections on the core gap metrics involving the two targeted groups correlated with inexperienced teachers, unqualified teachers, and out-of-field teachers. Finally, additional areas of data exploration that broaden and deepen Idaho’s analysis of potential metrics that can illuminate potential gaps in access to excellent educators, average years of service and average student growth in achievement will be discussed.

**Idaho’s Vision**

Every student in Idaho will have access to effective educators. Idaho will place the highest priority on:

- ensuring high-quality educator preparation,
- recruiting and retaining highly effective educators,
- supporting the continuing growth of educators’ professional practice.

**Definitions and Metrics**

Idaho’s 2006 educator equity plan focused primarily on Highly Qualified Teaching (HQT) status. In contrast, the current plan focuses instead on ensuring that all classrooms are taught by excellent teachers, who in turn are supported by excellent leaders. Recognizing that there are multiple important dimensions of educator effectiveness (e.g., qualifications, expertise, performance, and effectiveness in improving student academic achievement and social-emotional wellbeing), Idaho has defined *excellent educators* as follows:

- An *excellent teacher* is fully prepared to teach in his or her assigned content area, is able to demonstrate strong instructional practices and significant contributions to growth in student learning (on tests and in terms of social-emotional indicators), and consistently demonstrates professionalism and a dedication to the profession both within and outside of the classroom.
- An *excellent school leader* is fully prepared to lead instructionally and administratively, is able to demonstrate strong leadership practices and significant contributions to growth in student learning (on student tests and in terms of social-emotional indicators), and consistently demonstrates professionalism and a dedication to the profession both within and outside of the school building.

Rather than select a single metric, ISDE will consider equitable access in terms of the following characteristics of excellent educators, as well as teaching and learning conditions:

- **Teacher and Principal Evaluation Ratings.** These ratings capture most of the qualities noted above for effective educators. Educators rated *ineffective* as well as those rated *effective* will be

**STATE DEPARTMENT OF EDUCATION  
NOVEMBER 30, 2015**

examined in order to tell a complete story about access to excellent teachers and leaders in Idaho. Our approach is to go through a validation process to ensure fidelity of implementation, fairness and accuracy. When we judge that the evidence demonstrates the evaluation system is valid and reliable, we will transition to using that data for Idaho equitable access planning.

- **Inexperienced, or New, Teacher.** A teacher in his/her first year of practice.
- **Unqualified Teacher.** A teacher lacking at least a bachelor’s degree, clear/renewable licensure, highly qualified teaching status, and/or working under an emergency license.
- **Teacher and Principal Turnover.** Teacher and principal turnover rates reported at the school and district levels will serve as another indicator of equitable access. Recognizing that some turnover is expected, one of the goals for future data collection is to disaggregate turnover data to depict only those leaving the profession or leaving the district. When the educator evaluation system demonstrates validity and reliability, data will be disaggregated to differentiate between turnover of effective and ineffective educators.
- **Teacher and Principal Experience.** The prevalence of teachers and principals with one or less years of experience, two to three years of experience, four to five years of experience, six to nine years of experience and 10 or more years of experience will serve as indicators of equitable access.
- **Out-of-Field Teaching.** A teacher who is not appropriately certificated or endorsed for the area in which he/she is teaching.
- **Teacher and Principal Absenteeism.** Schools and districts that consistently have high teacher and principal absenteeism on average over a three-year period will serve as another indicator of students’ access to effective teachers and leaders; particularly, schools and districts with average absenteeism of more than 10 days per school year.
- **Teacher Salaries.** Data on salaries offered by Idaho’s LEAs may have important implications for their ability to recruit and retain enough excellent teachers for all students.
- **Poor or “Low-Income” Student.** A student from an economically disadvantaged family as outlined by the federal child nutrition program.
- **Minority Student.** A student identified as a member of a minority race or ethnicity (e.g., African American, Hispanic, Asian, Native American, and Pacific Islander/Alaskan Native.)

Idaho recognizes that educator effectiveness for students who are English language learners, homeless or in foster care, in isolated rural schools, tribal areas, or in the migrant agricultural stream is critically important. The action steps laid out in this plan will benefit *all* students.

**Data Sources Employed in the Analysis**

To ensure Idaho’s equitable access work is data-driven, multiple data sources have been identified. Available data identified as relevant to the development and implementation of our state’s equitable access plan include the data profile prepared by ED; this includes the Civil Rights Data Collection (CRDC) data submitted by Idaho school districts; *EDFacts* data that Idaho provided to ED on classes taught by Highly Qualified Teachers; state data, including basic information such as demographic and comparable wage data on teacher salaries. To build on these data elements, additional relevant data were reviewed from the state’s longitudinal data system—such as teacher and principal turnover rates, and certification and educator years of experience including the Educator Equity Profile provided by ED. Review of the data by stakeholders will help to develop further understanding of the root causes for

equity gaps and strategies, including unintended consequences or potential implementation challenges. It is worth noting that school-level data was reviewed at this time.

### **Background on the Process to Determine Equitable Access to Excellent Educators**

According to 2013-2014 Ed Facts data, as reported by Idaho school districts, more than 96.6 percent of the teachers of core academic subjects in Idaho fully meet the federal definition of HQT and local conditions and limitations account for the remaining 3.4 percent.<sup>1</sup>

Idaho recognizes that HQT is not the only indicator of effectiveness and several opportunities exist to achieve equitable access goals. Data from the Idaho System of Educational Excellence (ISEE), Idaho's state longitudinal data system for collecting, analyzing, and reporting data on public school students, teachers, administrators, and other staff, indicate that schools with high concentrations of minority students and students from low-income families do have a larger percent of inexperienced, unqualified, and out-of-field teachers than schools with low concentrations of such students, the extent of which will be discussed further in this document.

Outcomes of educator evaluations are another indicator of effectiveness. However, Idaho's revised educator evaluation policy was recently implemented in 2014-2015, so the data collected from teacher evaluations does not inform equity gaps at this time. Therefore, the internal team decided not to explore the use of this data at this time as the system is in its early stages of implementation. As confidence grows in the validity and reliability of the statewide evaluation system based on observations using the Danielson Framework, this may become an additional metric for study in the future.

To begin, the internal ISDE Equity Team examined Idaho's Educator Equity Profile and concluded that the gaps for inexperienced, unqualified, and out-of-field teachers were minimal for minority students and students from low-income families. The team began a deeper and broader look at potential gaps by evaluating and exploring the target groups against the average number of years teaching and the student growth in achievement on the statewide assessment in mathematics, reading and language usage at the school level.

In order to allow for a more detailed and accurate analysis, the internal ISDE team decided to use current data from, a more recent ISEE collection of average number of teacher years of experience, rather than the CRDC data from prior years. However, because no current data was available yet for the analysis of achievement growth because of the transition to the new assessment by Smarter Balanced which requires a comparison over more than one year, 2011-2012 data from the Idaho Standards Achievement Test was employed to evaluate student growth. Finding no discernable gaps in either of these areas and focusing on the core mission to analyze low-income and minority students against the metric of accessibility percentages of inexperienced, unqualified, and out-of-field teachers, the internal team turned to a closer analysis of the six core data comparisons identified by ED and sought the analytical expertise of the Northwest Regional Educational Laboratory at Education Northwest (REL-NW.)

---

<sup>1</sup> For example, a school in one of Idaho's rural, remote areas might be unable to recruit a fully certified special education teacher and instead hires someone with an elementary certification; or, in another school, a teacher leaves during the school year and the district is unable to fill the slot on short notice with someone who meets all of the HQT criteria.

**STATE DEPARTMENT OF EDUCATION  
NOVEMBER 30, 2015**

The ISDE contacted REL-NW in May 2015 and asked for further, deeper analysis of the data. Subsequently, the internal ISDE Equity Team examined the preliminary analysis from the REL-NW in June of 2015, and found that it corroborated prior analyses of data showing minimal gaps in the percentage of inexperienced, unqualified, and out-of-field teachers teaching minority students and students from low-income families at the aggregate level. The summary of the statewide data review by REL-NW is included as Chart A. Chart A shows the correlation between the three teacher groups and historically underperforming subgroups.

Chart A: Correlation between teacher groups and historically underperforming subgroups (from REL-NW report on page 12)

	<b>Correlation</b>	<b>Effect Size<sup>2</sup></b>	<b>Significance</b>
<b>Inexperienced teacher percentage correlated with:</b>			
Low-income student percentage	r(725)= 0.1706	Small	p<0.001
Minority student percentage	r(725)= 0.1775	Small	p<0.001
<b>Unqualified teacher percentage correlated with:</b>			
Low-income student percentage	r(725)= 0.0079	NA	p = 0.831
Minority student percentage	r(725)= 0.0735	NA	p = 0.048
<b>Out-of-field teacher percentage correlated with:</b>			
Low-income student percentage	r(725)=-0.0278	NA	p = 0.456
Minority student percentage	r(725)= -0.0208	NA	p = 0.576
<b>Median SGP correlated with:</b>			
Low-income student percentage	r(725)= -0.0155	NA	p = 0.697
Minority student percentage	r(725)=-0.0790	NA	p = 0.047

This chart displays the size of gaps or lack thereof, in terms of effect size. A standard and well documented form of statistical indicator in the field of social sciences, effect size is a quantitative measure of the strength of a phenomenon such as the correlation between two variables. According to the preliminary REL-NW analysis, there is no discernable effect size for four of the six core areas of inquiry: the rate at which low-income and minority students are taught by unqualified teachers and out-of-field teachers. There was, however, a small effect size in the rate at which both low-income students and minority students are taught by inexperienced teachers. In addition, the internal ISDE Equity Team noted that, while there is not a significant gap in unqualified teachers across the quartiles, the overall percentage across the quartiles is high, ranging from 11% to 16%, as indicated in Figure A for students from low-income families and in Figure B from 13% to 16% for minority students. This is an area that

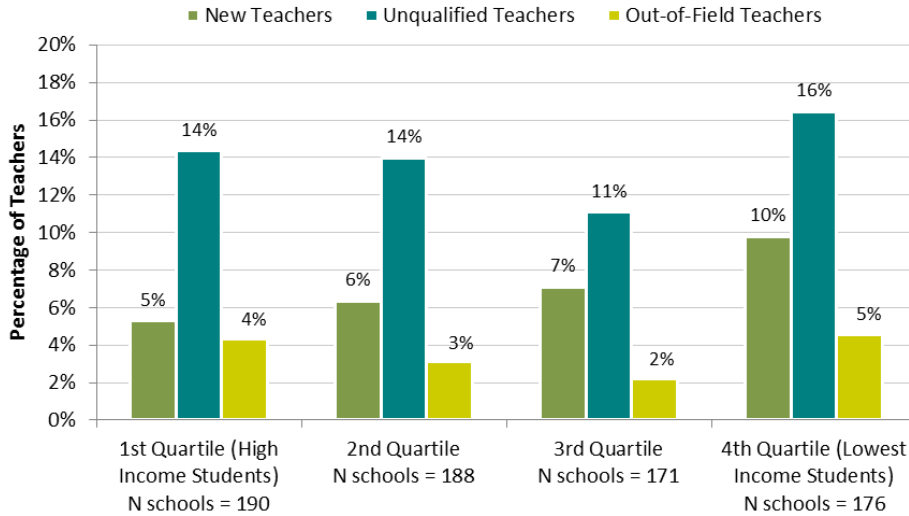
<sup>2</sup> Cohen's effect size cuts for psychological research are the following: small = 0.1, moderate = 0.3, and large = 0.5

**STATE DEPARTMENT OF EDUCATION  
NOVEMBER 30, 2015**

Idaho is targeting along with the equity gap of inexperienced teachers for further study of root causes and strategies for mitigation.

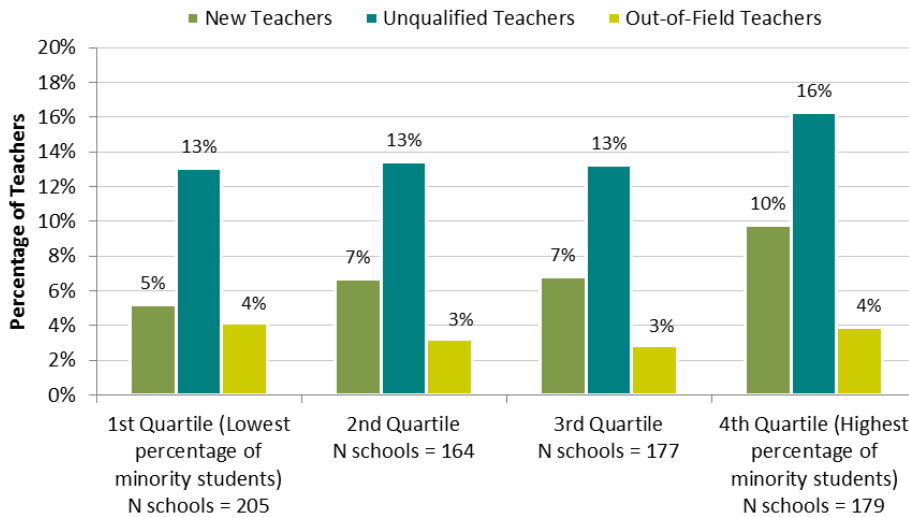
**STATE DEPARTMENT OF EDUCATION  
NOVEMBER 30, 2015**

Figure A: Distribution of teacher types among low-income students (from REL-NW’s report on page 3)



\*Inexperienced, or New, Teacher. A teacher in his/her first year of practice.

Figure B: Distribution of teacher types among minority students (from REL-NW report on page 4)



\*Inexperienced, or New, Teacher. A teacher in his/her first year of practice.



**Exploration of the Data for Targeted Groups Correlated with Inexperienced, Unqualified, and Out-of-Field Teachers**

For this analysis, as indicated previously, a variety of data sources were employed. Idaho's longitudinal data system includes staff and student-level data for each school.

Several preliminary analyses were conducted. First, equity gaps for numerous metrics where schools are the unit of analysis for students who come from low-income families and minority students were analyzed. Next, the three statutory teacher metrics (i.e., inexperienced, unqualified, and out-of-field assignments) across schools in the state, across districts in the state, and regions in the state, and finally schools within districts in the state were considered. The following scatterplots, Figures C-H show the rate at which students in the targeted groups are taught by inexperienced, unqualified, and out-of-field teachers at the district level as expressed in scatterplot graphs.

Figure C: Inexperienced Teachers and Minority Students

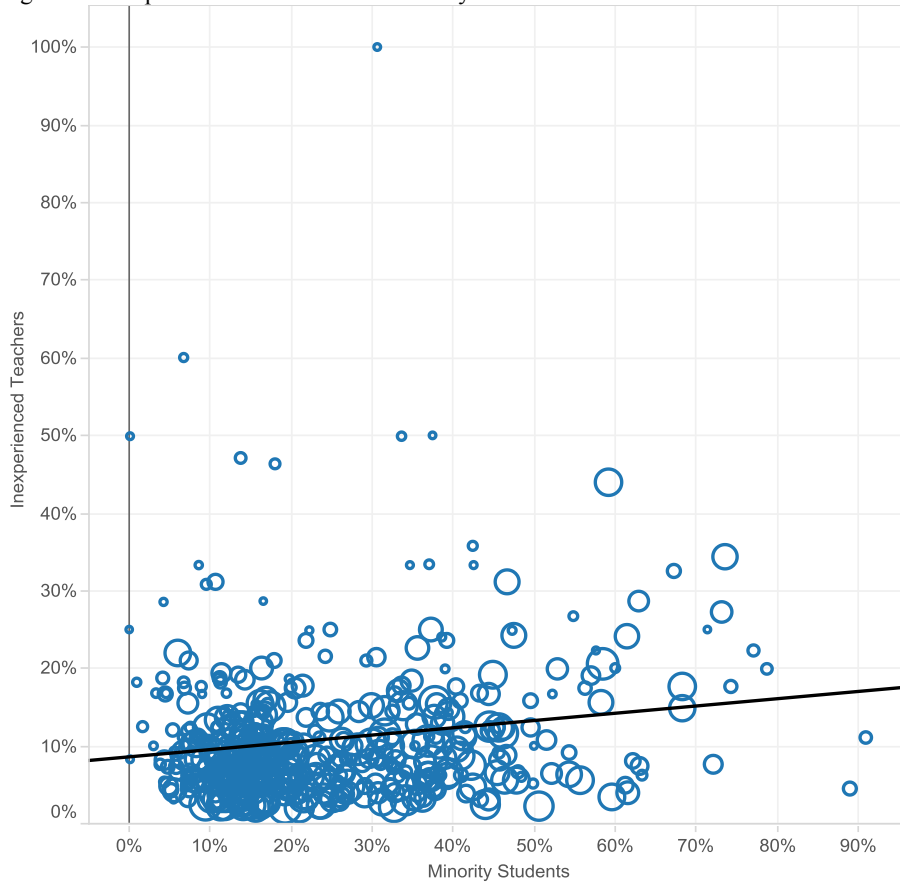


Figure D: Unqualified Teachers and Minority Students

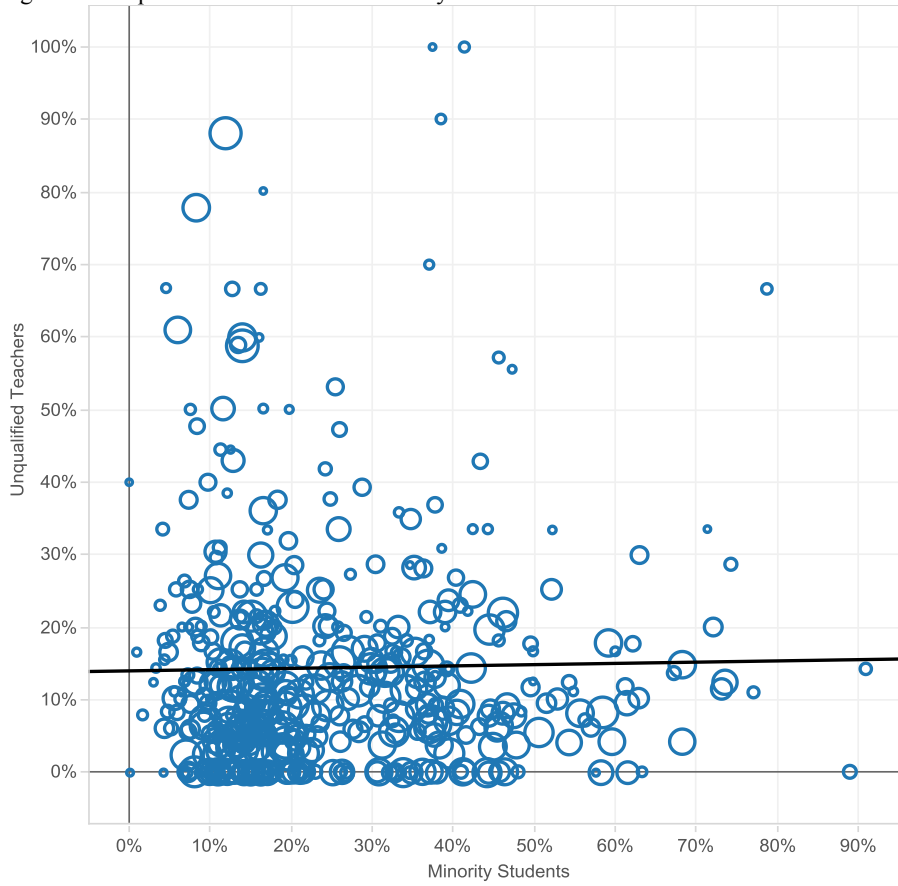


Figure E: Out-of-field Teachers and Minority Students

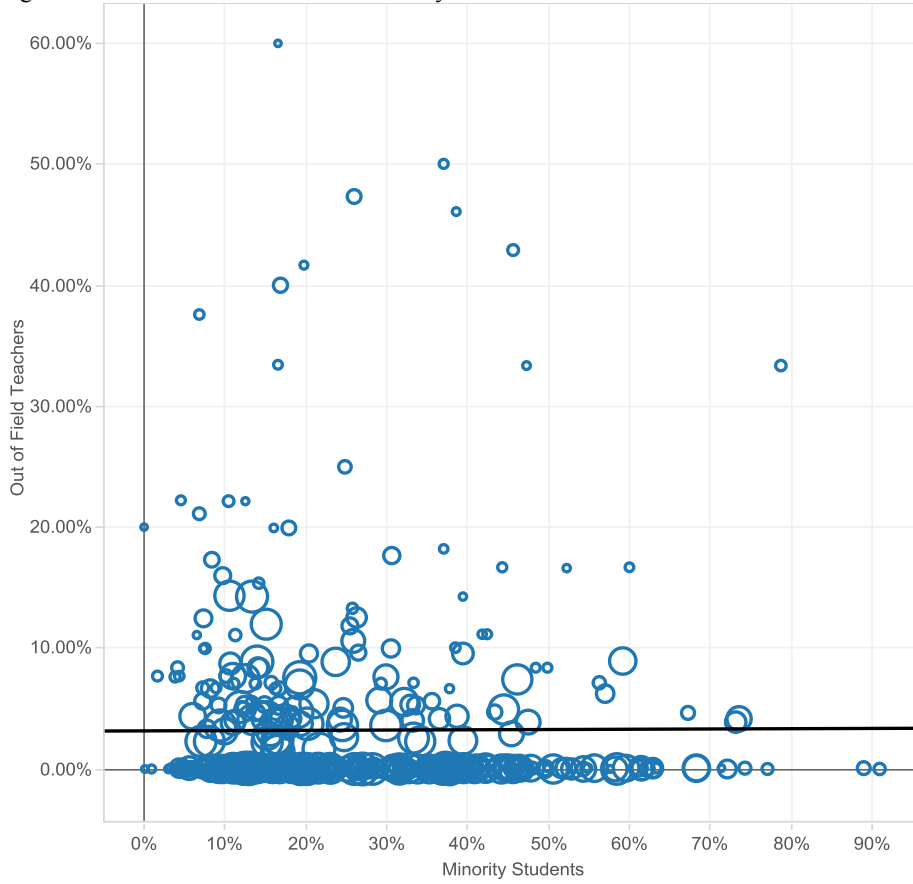


Figure F: Inexperienced Teachers and Students from Low-income Families

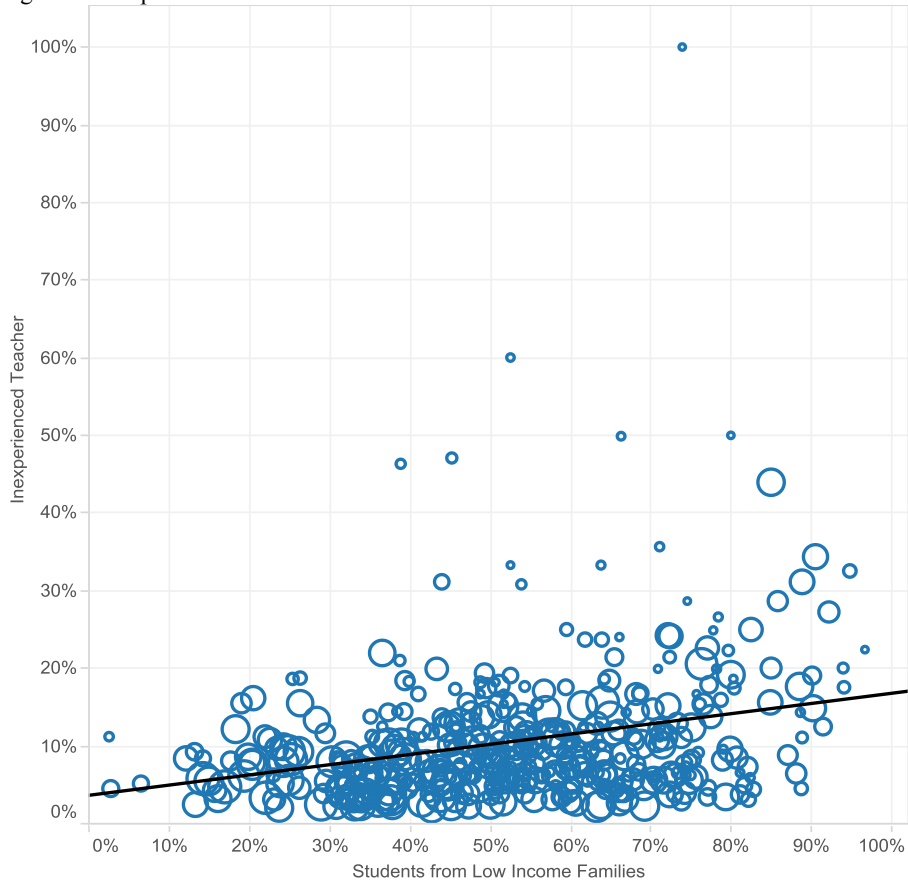


Figure G: Unqualified Teachers and Students from Low-income Families

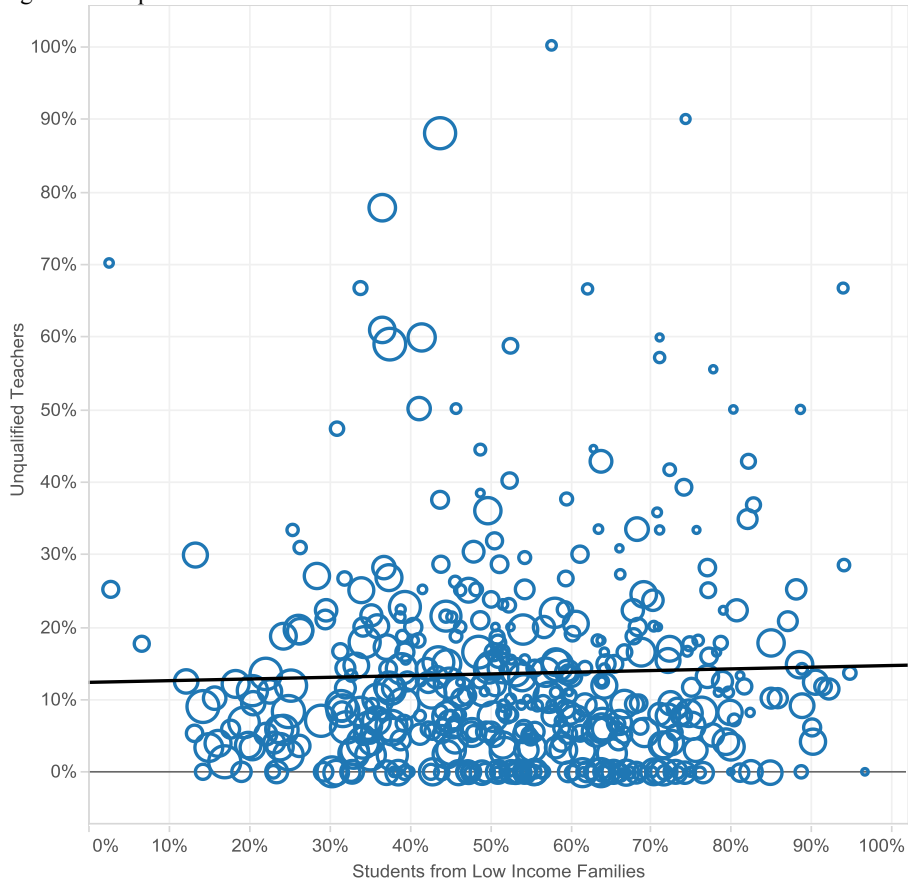
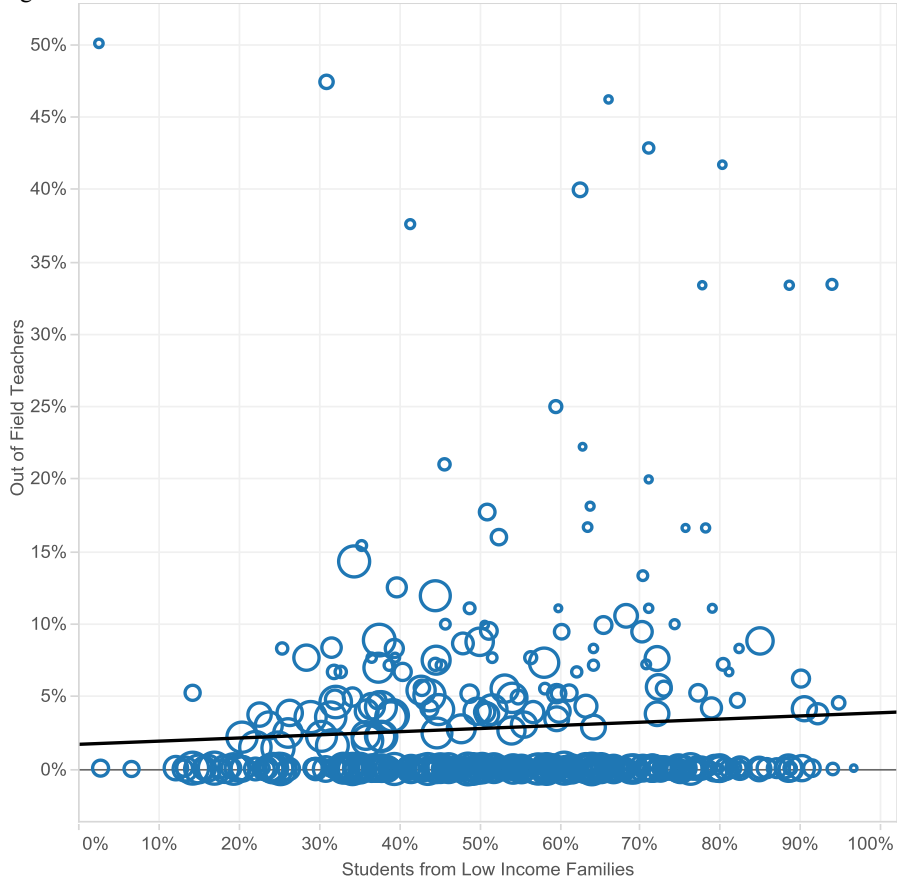


Figure H: Out-of-Field Teachers and Students from Low-income Families



**STATE DEPARTMENT OF EDUCATION  
NOVEMBER 30, 2015**

School Level Data from Figures C through H corroborate findings from the district level aggregate data in Figures A and B that shows little discernable gaps in the rate at which low-income and minority students are taught by out-of-field and unqualified teachers, with a somewhat greater correlation in the rate of teaching by inexperienced teachers. This analysis matches data from the CRDC that shows little difference between the percent of inexperienced teachers in the highest and lowest quartiles, with 5.5% of inexperienced teachers in high poverty schools versus 4.2% in low poverty schools as shown in Idaho's Educator Equity Profile from 2011-2012. Additionally, there was only a 1% difference in the number of out-of-field teachers teaching courses between rural and non-rural schools, with the statewide rate being only 2.9%.

Three final areas into which the internal team delved to broaden the scope and reach of Idaho's investigation were the comparison of average teacher salary by quartile, average years of teacher service, and the average achievement growth data. First, teacher pay in the quartile with the highest percentage of minority students is only \$73.00 less than the teacher pay in the quartile with the lowest percentage of minority students. With the difference in average pay between most districts being around \$1,000.00 dollars, it is clear that teacher pay variation within Idaho is not significant. This small difference is not enough for teachers to uproot family and careers to move to higher paying districts within Idaho (although teachers are more likely to move for better working conditions.) With surrounding states paying on average between \$10,000 and \$15,000 thousand dollars more than Idaho, the state loses many teachers to Oregon, Washington, and Wyoming. It is clear that Idaho faces competition with the nation over teacher pay and retention as it sits near the bottom of the U.S. in teacher compensation. Fortunately, a bill to increase teacher pay significantly over the next five years passed the Idaho Legislature in 2015. This bill will make Idaho salaries more competitive with surrounding states, thus assisting in meeting the goal of increasing teacher retention and recruitment.

An area of concern the internal ISDE Equity Team explored is potential gaps in the average years of service of teachers between students from low-income families and minority students and other students. In both of these comparisons, shown in Figure I and Figure J, there is a clear and similar pattern of a decrease in years of service when the percentage of minority students and students from low-income families increases. However, more data analysis and studies are necessary to provide evidence for the claim that this metric represents a significant barrier amongst these two groups of students.



Figure I: Average Years of Service and Students from Low-income Families

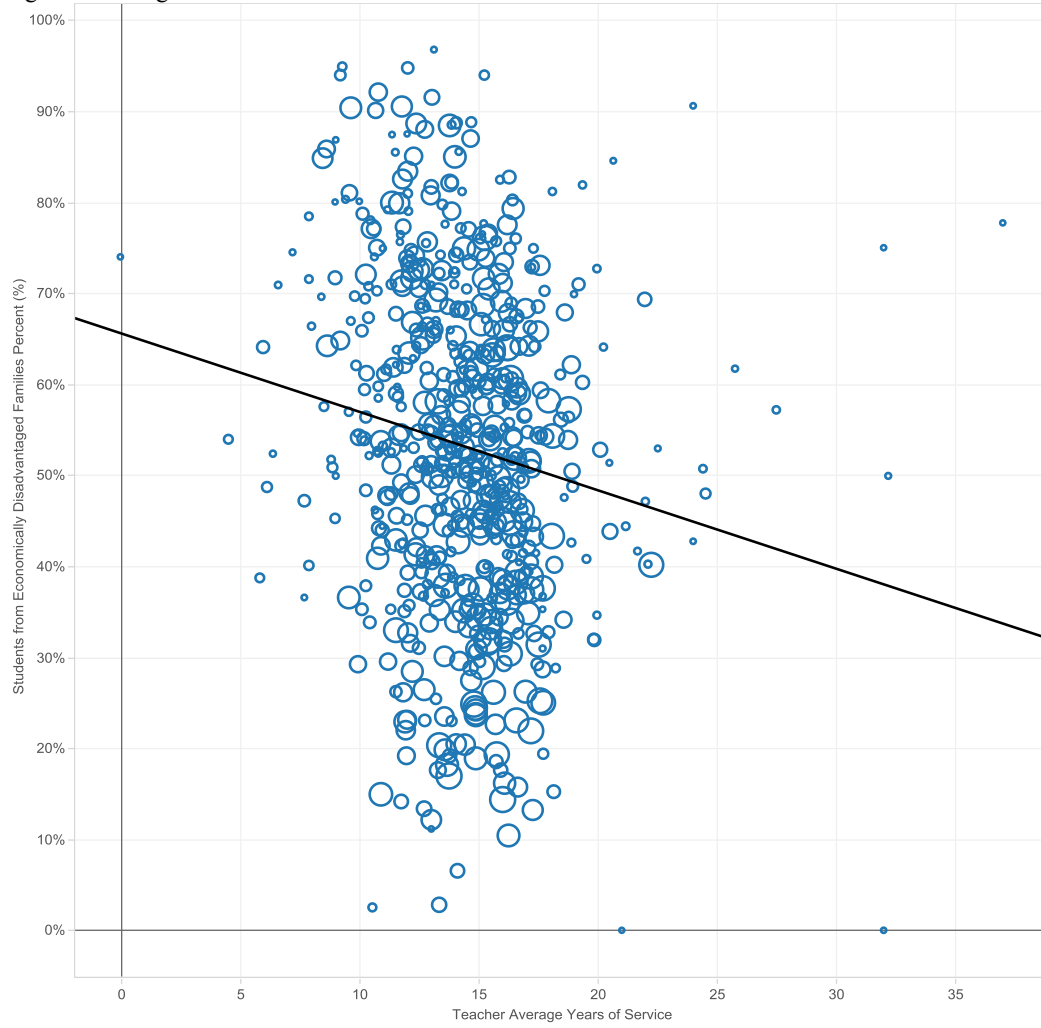
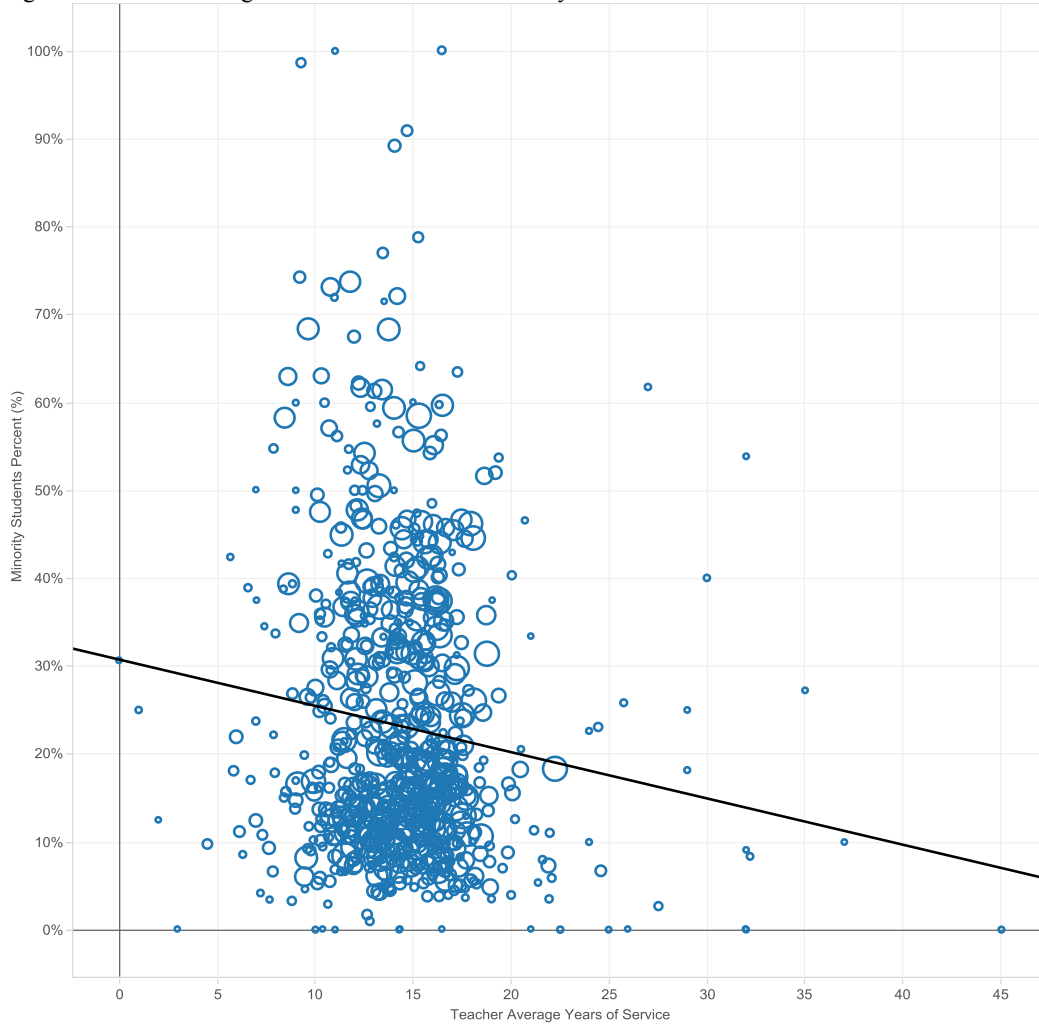


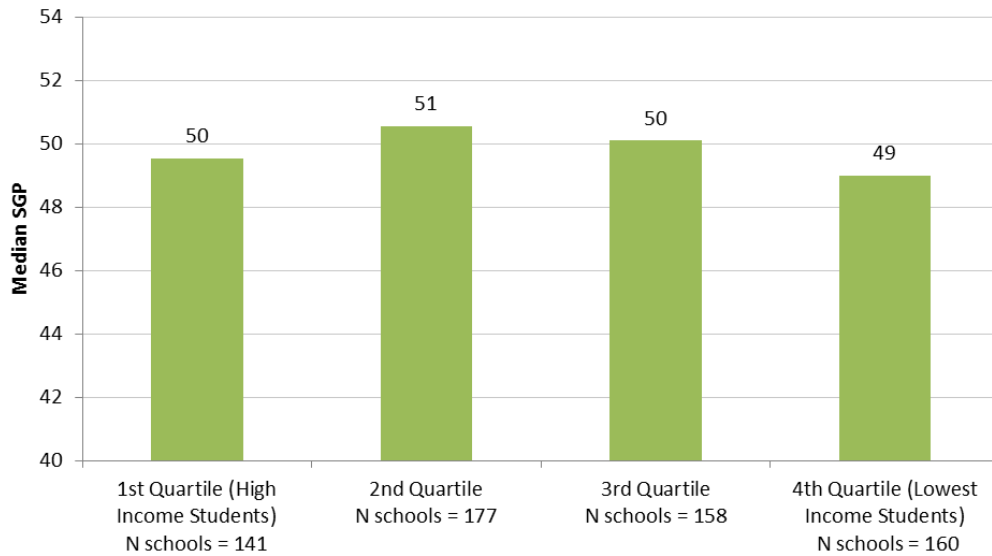
Figure J: Teacher Average Years of Service and Minority Students



STATE DEPARTMENT OF EDUCATION  
NOVEMBER 30, 2015

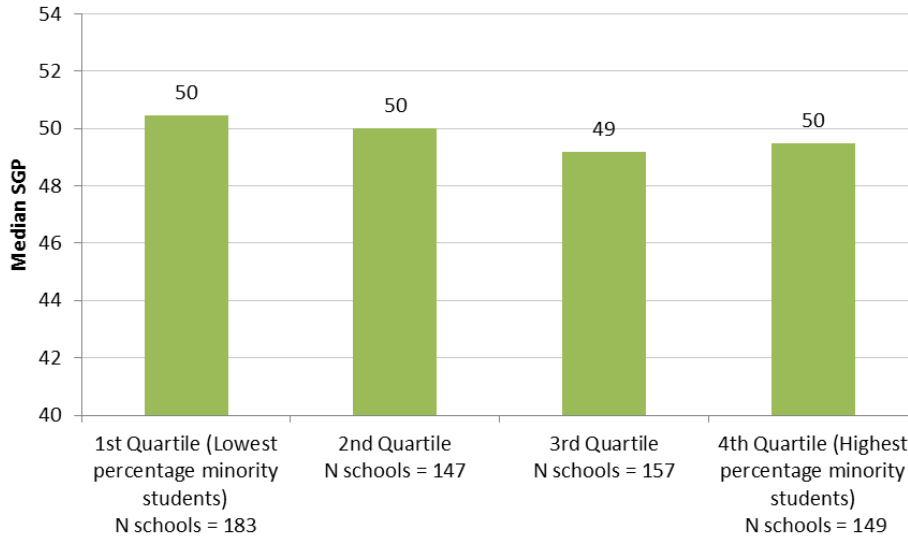
The third area of analysis of statewide assessments in mathematics, reading, and language usage shows similar student growth for low-income and minority students as compared to more affluent and non-minority students. This comparison of student achievement growth is made possible because of Idaho's current accountability model based on the work of Dr. Damian W. Betebenner of the National Center for the Improvement of Educational Assessment in partnership with the Colorado Department of Education. Currently, 15 states have adopted the student growth percentile model as part of their state accountability systems. With the implementation of the Idaho Growth Model, growth is expressed as Student Growth Percentiles (SGP). A SGP compares a student's standardized assessment (ISAT) scale score growth to that of his or her academic peers in the State of Idaho. Academic peers are students in the same grade—and same content (reading, mathematics, or language usage)—with a similar scale score history. The NCLB plus Extender scale score is used for SGP calculations. SGPs are reported on a 1 to 99 scale. For example, a student with a SGP at the 75th percentile indicates the student grew more than 75% of his/her academic peers. This comparison was made by analyzing historical growth data from the legacy Idaho Standards Achievement test from 2011 and 2012. See Figures K and L below.

Figure K: Distribution of median SGP among low-income students (from REL-NW report on page 3)



**STATE DEPARTMENT OF EDUCATION  
NOVEMBER 30, 2015**

Figure L: Distribution of median SGP among minority students (from REL-NW report on page 4)



Idaho will currently focus on the gaps associated with inexperienced teachers as it relates to low-income and minority students. Idaho will not focus on unqualified and out-of-field teachers as they relate to low-income and minority students because the data shows no discernable effect size. The rate, at which inexperienced, out-of-field, and unqualified teachers are teaching minority and low-income students, will be analyzed and evaluated annually.

As stated above, the equity gap that Idaho will currently focus on is inexperienced teachers. In an effort to dig deeper into the data, the internal team analyzed inexperienced teachers in rural and non-rural districts. The rationale behind looking at this data was to determine if rural districts had more inexperienced teachers than non-rural districts.

The table below shows that there are gaps in 2012-2013 and 2013-2014 in regions 1, 2, and 6 of inexperienced teachers in rural versus non-rural districts. This difference is not seen in regions 3, 4 and 5 in 2012-2013 and 2013-2014. Since there is not a consistent trend continuing in 2014-2015 among rural and non-rural districts with inexperienced teachers, no further analysis of the rate at which poor and minority students are taught by inexperienced teachers in rural versus non-rural districts were pursued.

**STATE DEPARTMENT OF EDUCATION  
NOVEMBER 30, 2015**

	2012-2013 Percent of Inexperienced Teachers	2013-2014 Percent of Inexperienced Teachers	2014-2015 Percent of Inexperienced Teachers
<b>Regions 1, 2, 6 - Not Rural</b>	5.84%	5.41%	6.70%
<b>Regions 1, 2, 6 - Rural</b>	7.82%	8.90%	6.63%
<b>Regions 3, 4, 5 - Not Rural</b>	6.78%	7.48%	7.63%
<b>Regions 3, 4, 5 - Rural</b>	6.36%	7.01%	7.67%

In summary, Idaho will currently focus on the gaps associated with inexperienced teachers as it relates to poor and minority students, regardless of rural or non-rural status, and the high rate at which students are taught by unqualified teachers across all quartiles. Stakeholder input and on-going analysis from REL-NW will continue to inform this work.

**Preliminary Root Cause Analysis**

The internal ISDE Equity Team members reviewed all of the available data and identified a specific area which reflected a slightly higher rate at which inexperienced teachers were teaching poor and minority students. After identifying this as a slight gap, the team began investigating potential root causes. Based on the internal ISDE Equity Team collective experiences in working with districts and educators it was hypothesized that the preliminary root cause is the inability of districts to recruit and retain educators. In addition, there was a presentation given at the Senate Ed committee meeting which addressed a survey of districts which reflected the need to recruit and retain teachers and further reinforced the inferences of the internal ISDE Equity Team. The team went a step further in considering why there is an inability to recruit and retain and determined the rural remote nature of most Idaho school districts, the small size of many school districts and the fact that a majority of the school levies are not passing, are all factors which contribute to the recruitment and retention issue. As additional feedback from stakeholders and analysis of future data on student growth and educator effectiveness becomes available, Idaho will refine and build on preliminary analysis of root causes. However, as a result of the preliminary root cause analysis Idaho's strategies will focus on the financial incentive to enter and stay in the profession and provide regional opportunities for educator support.

**Section 4. Strategies for Eliminating Equity Gaps**

ISDE recognizes that ensuring students' equitable access to excellent teachers and leaders is a complicated endeavor. Idaho's Plan to Ensure Equitable Access to Excellent Educators will be built on a theory of action developed through meetings with stakeholders, and aligns to Idaho's Vision.

**STATE DEPARTMENT OF EDUCATION  
NOVEMBER 30, 2015**

Idaho is currently implementing strategies to eliminate equity gaps and ensure access to excellent educators for all students. Additional strategies will be considered by stakeholders and implemented in order to address the preliminary root cause of the equity gap identified as inexperienced teachers teaching low-income and minority students at a higher rate than other students.

**Current Strategies for All Students to Ensure Access to Excellent Educators**

- Career Ladder – five year phase-in for increased teacher salary
- Regional Career Fairs – collaborative effort between ISDE, the Idaho Professional Standards Commission, IHEs, and districts
- Incentive awards for National Board for Professional Teaching Standards Certified Teachers
- ISDE-delivered professional development
- Institutions of Higher Education Coalition – all teacher preparation programs network to ensure best practices
- Leadership bonus for teachers
- Statewide Teaching Standards used in Evaluation
- Statewide Principal Standards used in Evaluation

**Additional Possible Strategies for All Students to Ensure Access to Excellent Educators**

- State-funded loan forgiveness
- Scholarships
- Signing bonuses
- Para-professional to Teacher support
- Secondary English Language Development course
- Increase internal ISDE collaboration
- Pilot teacher-teacher.com
- Proposed Tax Credit for Certificated Personnel
- Regional Educational Resource Centers

Although Idaho intends to ensure excellent educators for all students, the ISDE Equity Team first identified strategies which are expected to reduce the specific root cause of inexperienced teachers teaching low-income and minority student. With 75% of the districts in Idaho being rural, strategies with an emphasis on rural districts will have the greatest impact on reducing the gap. However, stakeholder input will help prioritize the possible strategies and narrow the focus. Until the stakeholder group has fleshed out other areas, a summary of a few specific strategies and how they can possibly eliminate the equity gap is presented below:

**Strategies Specifically Related to the Identified Equity Gaps of Inexperience Teachers Teaching Low-Income and Minority Students at a Higher Rate than Other Students**

- Strategy 1: Proposed Tax Credit for Certificated Personnel  
For tax year 2016, a resident individual who is certificated personnel in a public school or public charter school may claim a non-refundable credit against taxes of \$500.  
For taxable year 2017, certificated personnel in a rural public school district or rural public charter school (as defined in 33-319, Idaho Code) may claim a non-refundable tax credit of \$1000. The qualifications will remain the same in 2018 and 2019; however, the amounts will be \$750 and \$500 respectively per year.  
Rationale: Additional tax benefits are given to teachers in rural districts. This will attract inexperienced and experienced teachers to rural districts with the possibility that they will remain and become more experienced.

**STATE DEPARTMENT OF EDUCATION  
NOVEMBER 30, 2015**

Ongoing evaluation of rural district retention rates will indicate strategy effectiveness in reducing the gap of inexperienced teachers teaching low-income and minority students at a higher rate.

- **Strategy 2:** Regional Educational Resource Centers  
Idaho’s Superintendent of Public Instruction, Sherri Ybarra, is including in her budget request for July 1, 2017, the funding and resources necessary to establish Regional Education Resource Centers (RERC) throughout Idaho. These centers will be tasked with providing support to our rural school districts around a number of issues, including training and support for effective educators.  
**Rationale:** With these centers strategically located throughout the state, support will be more readily accessible to rural districts that currently do not have that level of support.

Ongoing survey of educator workplace satisfaction and increase in student performance data will indicate strategy effectiveness in reducing the gap of inexperienced teachers teaching low-income and minority students at a higher rate.

**August – September 2015**

Draft Strategic Planning Meeting with CCSSO/US Education Delivery Institute to establish goals for Superintendent Ybarra’s Strategic Plan. Goal area three states that “Idaho attracts and retains great teachers”: Strategy 3.2 Establish Regional Education Centers

SDE Executive Team Meeting with Washington State Superintendent Dorn for suggestions on how to proceed to establish Regional Education centers

**January – April 2016**

Superintendent Ybarra’s budget presentation to JFAC which outlines the request for \$700,000 to start the development of Regional Education Centers

Budget request goes before Idaho State Legislature for development of Regional Education Centers

Budget approved by Idaho State Legislature for development of Regional Education Centers

SDE Executive Team established finalized plan for implementation of Regional Education Centers

**July 2016**

Regional Education centers are in their infancy stages of being established in the Idaho universities (University of Idaho, Lewis & Clark State College, Boise State University and Idaho State University)

**July 2017**

Regional Education Centers are fully operational.

- **Strategy 3:** Career Ladder – five year phase-in for increased teacher salary beginning July 1, 2015

**STATE DEPARTMENT OF EDUCATION  
NOVEMBER 30, 2015**

This will establish a funding model for school districts for instructional staff that would be variable based on a compensation system consisting of two rungs: the residency rung and the professional compensation rung. In order for instructional staff to move from the residency rung to the professional rung, they would need to meet minimum criteria based on individual professional learning plans, evaluation, and student achievement.

Rationale: The career ladder will assist in recruiting and retaining teachers with experience.

Ongoing evaluation of district retention rates will indicate strategy effectiveness in reducing the gap of inexperienced teachers teaching low income and minority students at a higher rate.

Strategy	Evaluation method	Desired outcome	Timeframe
<ul style="list-style-type: none"> <li> <b>Strategy 1:</b>  <b>Proposed Tax Credit for Certificated Personnel</b>                      For tax year 2016, a resident individual who is certificated personnel in a public school or public charter school may claim a non-refundable credit against taxes of \$500. For taxable year 2017, certificated personnel in a rural public school district or rural public charter school (as defined in 33-319, Idaho Code) may claim a non-refundable tax credit of \$1000. The qualifications will remain the same in 2018 and 2019; however, the amounts will be \$750 and \$500 respectively per year.  <u>Rationale:</u> </li> </ul>	Ongoing evaluation of rural district retention rates will indicate strategy effectiveness in reducing the gap of inexperienced teachers teaching low income and minority students at a higher rate.	This will attract inexperienced and experienced teachers to rural districts with the possibility that they will remain and become more experienced.  Decrease in turnover  Increase in student performance	Ongoing monitoring  Title I and Title II monitoring visits  Internal team will continue to meet monthly with ongoing stakeholder group input



**STATE DEPARTMENT OF EDUCATION  
NOVEMBER 30, 2015**

<p>Additional tax benefits are given to teachers in rural districts.</p>			
<ul style="list-style-type: none"> <li> <p><u>Strategy 2:</u> Regional Educational Resource Centers Idaho’s Superintendent of Public Instruction, Sherri Ybarra, is including in her budget request for 2017 the funding and resources necessary to establish Regional Education Resource Centers (RERC) throughout Idaho. These centers will be tasked with providing support to our rural school districts around a number of issues, including training and support for effective educators. <u>Rationale:</u> With these centers strategically located throughout the state, support will be more readily accessible to rural districts that currently do not have that level of support.</p> </li> </ul>	<p>Ongoing survey of educator workplace satisfaction and increase in student performance data will indicate strategy effectiveness in reducing the gap of inexperienced teachers teaching low income and minority students at a higher rate.</p>	<p>Increase the level of state support and professional development opportunities for rural school districts to increase educator effectiveness</p>	<p>Ongoing monitoring Title I and Title II monitoring visits Internal team will continue to meet monthly with ongoing stakeholder group input</p>
<ul style="list-style-type: none"> <li> <p><u>Strategy 3:</u> Career Ladder – five year phase-in for increased teacher salary beginning July 1, 2015 This will establish a</p> </li> </ul>	<p>Ongoing evaluation of district retention rates will indicate strategy effectiveness in reducing the gap of inexperienced teachers teaching low income and minority</p>	<p>The career ladder will assist in recruiting and retaining teachers with experience.</p>	<p>Ongoing monitoring Title I and Title II monitoring visits Internal team will</p>

<p>funding model for school districts for instructional staff that would be variable based on a compensation system consisting of two rungs: the residency rung and the professional compensation rung. In order for instructional staff to move from the residency rung to the professional rung, they would need to meet minimum criteria based on individual professional learning plans, evaluation, and student achievement.</p>	<p>students at a higher rate</p>		<p>continue to meet monthly with ongoing stakeholder group input</p>
---	----------------------------------	--	--

**Section 5. Ongoing Monitoring**

ISDE firmly believes that effective strategies and supports improve access to excellent educators for all students. One goal in establishing this plan is to examine data to determine equity issues and refine data-sharing mechanisms with districts to allow for a variety of strategies and supports. The most important role the state can play in on-going monitoring is one of data transparency and continuation of existing support structures.

On-going monitoring will be conducted through analysis of district reporting through ISEE. District reports will continue to identify the level of experience of each teacher and retention rates. In addition, the Title I monitoring visits will include a review of district data regarding unqualified and out-of-field teachers to ensure the strategies are also addressing these areas as they relate to low-income and minority students. All data will be analyzed to ensure the strategies are in fact reducing the identified gap of inexperienced teachers teaching low-income and minority students at a higher rate, but will also ensure new gaps have not developed.

Building and classroom level student growth data will be reviewed as it relates to the statutory areas for analysis. In October 2015, we will have student performance data. In October 2016, and every year thereafter, we will have student growth data for this analysis.

**STATE DEPARTMENT OF EDUCATION  
NOVEMBER 30, 2015**

**General Timeline**

<b>Event Description</b>	<b>Objective</b>	<b>Timeline</b>
Internal team meeting	Develop and begin implementing a long-term strategy for engaging stakeholders in ensuring equitable access to excellent educators for all students in Idaho, including low-income and minority.	On-going
Internal team meeting	Review data provided by ED and Idaho's educational statewide longitudinal data system to identify equity gaps	Completed July – August 2015 and on-going
Internal team meetings and next stakeholder meeting	Conduct root-cause analyses based on data and feedback from stakeholders, to pinpoint the underlying causes of equity gaps and identify and target strategies accordingly,	Preliminary root-cause analysis completed July – August 2015. Next stakeholder meeting and on-going
Internal team meeting	Set measurable targets and create a plan for measuring and reporting progress and continuously improving this plan.	Preliminary plan established July – August 2015, will continue during Phase 2
Internal team meeting	Reviewed current Idaho policies and initiatives implemented in recent years	July – August 2015

**STATE DEPARTMENT OF EDUCATION  
NOVEMBER 30, 2015**

Internal team meeting and future stakeholder meetings	Review policies and initiatives focused on Idaho’s institutions of higher education (IHEs) and other educator preparation providers	Preliminary review July – August 2015 but will discuss further and on-going with relevant stakeholders
Internal team meeting	Review current licensure standards and requirements;	Evaluation system implemented in 2014-215, on-going
	Idaho’s efforts to develop and implement an evaluation system for teachers, pupil personnel certificate holders, and principals. Teacher and principal summative ratings are being considered as an element that may be included in the system and can be used as performance metrics to measure equity gaps;	
Internal team meetings and Stakeholder meetings	Review available data identified as relevant to the development and implementation of our state’s equitable access plan including the data profile prepared by ED – This includes the Civil Rights Data Collection (CRDC) data submitted by Idaho school districts; EDFacts data that we provided to ED on classes taught by highly qualified teachers; state data, including basic information such as demographic and comparable wage data on teacher salaries. To build	Preliminary review completed July – August 2015, but will be on-going with stakeholder input based on survey data and future longitudinal data available.

	on these data elements, additional relevant data were reviewed from the state’s longitudinal data system—such as teacher and principal turnover rates, and certification and educator years of experience.	
Modify Timeline	Align all timelines and group activities into one guiding document	October 2015 and ongoing

**Section 6: Public Reporting**

The ISDE will create a webpage specifically for posting the plan for Equitable Access to Excellent Educators along with questions and answers. This website will include a unique email address specifically for communication about this work. In addition, the website will include opportunities for feedback from stakeholders such as parents, educators, and community groups. As the plan is implemented, information on-going monitoring that can be shared publicly will be reported to the stakeholder group and posted to the website. The ISDE will periodically (at least annually) review and revise its plan based on annual data review and analysis with stakeholders. Public reporting will also take place via media releases to the public at least annually.

**STATE DEPARTMENT OF EDUCATION  
NOVEMBER 30, 2015**

**Appendix A. Idaho List of Stakeholders**

Equitable Access Stakeholders (updated 07/07/2015)				
Last Name	First Name	Position	Organization	Region
Baysinger	Tamara	Charter Schools Program Director	Idaho Public Charter School Commission	All
Bridges	Lynn	Homeless Education Liaison	West Bonner County	1
Brinegar	Toni	Program Specialist	Idaho Council of Developmental Disabilities	-
Burton	Stan	Executive Director	Idaho Head Start Association	-
Crump	Jim	Teacher, Math	Kootenai Technical Education Campus, Math Instructor	1
Darcy	Brian		IESDB	
Enger	Kristi	Director, Secondary Education	Professional Technical Education	All
Fife	Scott	Idaho State Representative of Lewis and Clark	Troops to Teachers	-
Fodor	Julie	Director	CDHD Center on Disabilities and Human Development	1
Gaub	Le	Program Manager	Lewis and Clark Troops to Teachers	-
Gonzalez	Margie	Executive Director	Idaho Commission on Hispanic Affairs	All
Goodman	Will	Technology Director	Mountain home School District	3
Greenfield	Robin G	Associate Director	University of Idaho	1, 3
Hart	Cliff	President	Idaho Association School Administrators	5

**STATE DEPARTMENT OF EDUCATION  
NOVEMBER 30, 2015**

Henken	Alison	K-12 Accountability and Projects Program Manager	State Board of Education	-
Henry	Esther	Teacher & Chair of Professional Standards Commission	West Jefferson School District	6
Keller	Don	Charter Administrator	Sage International Charter School	3
Kren	Joe	Superintendent	St. Maries School District	1
Lindig	Angela	Director	Idaho Parents Unlimited	3
Mason	Kindel	President	Idaho Council for Exceptional Children	4
Mortensen	Patti	Assistant Professor	Idaho State University	All
Perkes	Emily	President	Idaho PTA Board of Directors	-
Pinkham	Dr. D'Lisa	Teacher	Nez Perce Tribal Member, Nez Perce Step Grant	2
Proctor	Becky	President	Idaho Library Association	3
Raney	Taylor	Director of Teacher Education	University of Idaho	1, 2
Sabala	Cherri	Idaho State Director/Other Teacher Prep Entities	American Board for Certification of Teacher Excellence (ABCTE)	3
Sanchez	Bob	Director of Veterans Services and Multicultural Affairs	Northwest Nazarene University	All
Seamons	Valerie	President	Idaho Association of School Business	4
Warren	Tracey	Parent & Advocate/Community Member		-

STATE DEPARTMENT OF EDUCATION  
NOVEMBER 30, 2015

Wells	Mary Lou	Elementary Principal	Marsing School District	3
Wells	Todd	President	Idaho School Boards Association	4
Winslow	Rob	Executive Director	Idaho Association School Administrators	3



## Appendix B. Idaho Stakeholder Engagement Process Timeline

Stakeholder letter of invitation sent the week of August 7, 2015  
Finalize Potential Stakeholders –August 12, 2015

Stakeholder Webinars – August 12, 2015 and on-going

Record and archive the webinars

Topics will include:

- Background information
- Definition of Key terms
- Issues and Challenges
- Process of engagement
- Opportunity to ask the critical questions about the process
- Data analysis and preliminary root cause discussion
- Survey data discussion

Surveys

- Survey stakeholders to gather feedback on their experiences related to the data and preliminary root causes
  
- Survey district administrators to gather feedback on their experiences related to the data and preliminary root causes

The Stakeholder Engagement Process Timeline will be updated as needed.

STATE DEPARTMENT OF EDUCATION  
NOVEMBER 30, 2015

**Appendix C. Idaho Stakeholder Invitation Letter and Media Release**

August 7, 2015

Dear Stakeholder,

Please accept this invitation to partake in an important commitment. The important work described below would require your contribution and participation over the next several months. We value your perspective and hope you will agree to assist as an advisor, monitor, and reviewer.

In 2014, the US Department of Education (USDOE) announced its Educators for All Initiative to help schools and districts support high quality educators for students who need them. As a part of this initiative, our state is required to submit a “State Plan to Ensure Equitable Access to Excellent Educators” by August, 2015, to ensure how our students will be taught by experienced, qualified, and in-field teachers at the same pace as other students.

If you are willing to participate in this opportunity, please contact Marcia Beckman at [mmbeckman@sde.idaho.gov](mailto:mmbeckman@sde.idaho.gov) or by phone at (208) 332-6953. You will be expected to electronically engage in conversations surrounding closing identified achievement gaps and monitoring the plan.

Thank you for your commitment to Idaho education. We sincerely hope you will volunteer to participate in this exceptional opportunity; you will be contacted directly as a follow up to this invitation.

Sherri Ybarra



Superintendent of Public Instruction

STATE DEPARTMENT OF EDUCATION  
NOVEMBER 30, 2015

**FOR IMMEDIATE RELEASE**

Friday, August 07, 2015  
[www.sde.idaho.gov](http://www.sde.idaho.gov)

**Media Contacts:**

Jeff Church  
Chief Communications Officer  
(208) 332-6934  
[jchurch@sde.idaho.gov](mailto:jchurch@sde.idaho.gov)

Kelly Everitt  
Communications Specialist  
(208) 332-6818  
[keveritt@sde.idaho.gov](mailto:keveritt@sde.idaho.gov)

**DEPARTMENT TO LEAD REVIEW OF TEACHER QUALITY AND  
PROVIDE FEEDBACK AND SUPPORT TO SCHOOLS**

(BOISE) – The Idaho State Department of Education (SDE) will be leading a study in an effort to further support school districts, to ensure that all students, regardless of race or family income, have access to highly qualified teachers and leaders in the Idaho public education system, Superintendent Sherri Ybarra announced today.

In 2014, the U.S. Department of Education announced its Educators for All Initiative to help schools and districts support high quality educators for students who need them. As a part of this initiative, Idaho is required to submit a “State Plan to Ensure Equitable Access to Excellent Educators” by August, 2015, to ensure how our students will be taught by experienced, qualified, and in-field teachers at the same pace as other students.

A preliminary webinar will be held on August 12, 2015 to provide more in-depth information to education stakeholders who may be interested in the review process. More information will be provided following the August 12<sup>th</sup> webinar.

Additional questions may be directed to Marcia Beckman by calling (208) 332-6953 or by email at [mmbeckman@sde.idaho.gov](mailto:mmbeckman@sde.idaho.gov).

###

THIS PAGE INTENTIONALLY LEFT BLANK