

# Live Oak: Planting, Care, & Pests

by Dr. Kim D. Coder, Professor of Tree Biology & Health Care  
Warnell School of Forestry & Natural Resources, University of Georgia

Live oak (*Quercus virginiana* Mill.) is a great tree of the Coastal Plain in the Southcentral and Southeastern United States. It can be massive and wide-spreading, or scrubby and small, depending upon the site where it grows. Live oak is both a cultural and an ecological asset in landscapes. Proper health care is essential for a sustainable and structurally stable tree. This publication will cover some of the more important parts of starting, growing and taking care of a live oak.

## Collect & Sow

Growing live oaks from seed must be completed with care. Live oak acorns can be collected after October from trees. Acorns on the ground have a much lower germination percentage due to pests (like weevils) and from drying. Figure 1. Remove any acorn caps attached and float test acorns in a bucket of water – discarding floating acorns, caps and debris. Also, remove any acorns with small holes, shell cracks, or fungal growth. Do not use hot water baths or microwave heating to kill weevils within acorns as germination is severely impacted. Figure 2.

The larger the acorns, the greater success in germination and early growth. Immediately sow gathered acorns in fertile, well-drained but moist, mineral soil. Acorn storage is not recommended, as fungal pests and drying quickly destroy germination potential. Short storage periods under cool, moist (high relative humidity not wet) conditions can be used for several weeks. Do not allow acorn moisture contents to drop below 35%.

Live oak acorns have no cold requirement before germination and should be quickly planted in Fall. Sow acorns eight inches apart and cover with 1/3 inch of mineral soil and 1 inch of a low density, organic mulch on top. Protect the germination area from animal thieves and beware of fungal rots initiated by over-watering. Germination should begin within days and be completed in four weeks. The new radicle (root) will quickly expand into soil and grow on nutritive materials extracted from acorn cotyledons. The embryo at this stage is extremely prone to both under-watering and over-watering damage. Partial shade on a site can be beneficial because it allows for germination, but helps prevent emerging radicals from drying out. Transplant strong

growing seedling live oaks with large lateral root systems (i.e. possess a number of large diameter roots) to field growing areas. Grow live oak seedlings 2-8 years to meet management objectives.

### Planting

Successful planting of live oak is similar to other trees. Some of the most important differences are reviewed here. The site should be open with full sun. Live oak produces few shade leaves even when young and needs full sunlight to grow. Little interference from other plants, especially turf, vines, and shrubs is essential. Either use chemical and physical weeding, or a light mulch, to maintain a plant free zone around live oak stem base. Be cautious in using herbicides to not damage tree roots or stem base. The site must be moist with adequate water supplies but must also be well drained. Poor soil drainage kills many young and newly planted live oaks.

If not self grown, any live oak selected should come from a reputable nursery which used local genetic stock. Young live oaks in a nursery setting need to be root pruned a number of times as they grow, and hardened off before planting. Hardening means holding the root pruned, dug trees in the soil for several months. Late Summer, Fall or early Winter digging is successful as long as the tree has been root pruned multiple times. Non-root pruned trees have poor survival compared with root pruned trees. Do not use Fall transplanting with live oaks. Spring transplanting assures good root colonization.

Usually field grown and ball-and-burlapped (B&B) live oaks which have been root pruned multiple times and hardened off survive better, and significantly out-perform, container grown trees. If containerized trees are used, the outer inch of the container soil should be shaved away with a sharp shovel at planting time. Smaller container trees tend to out-perform larger container trees due to root constraint problems being magnified as tree are transferred to progressively larger containers. These root constraints can last a long time after planting. There is no size difference advantage across trees which are root pruned, hardened, and field grown.

### Go Shallow & Wide

Excavate a large planting saucer (wide not deep). Make vertical slices all the way around the saucer into surrounding soil to provide root growth channels. Cultivate the site ahead of time, if no tree roots are present from other trees. It is critical trees are not planted any deeper than the middle of lateral root tops, except in coarse textured sand where slightly deeper (1-2 inches below grade) planting depth is not detrimental. Figure 3. Usually, primary lateral roots should be clearly visible 1-2 inches above the soil surface at the tree base. No intermixed, layered, or surface applied soil amendments should be used in live oak planting saucers. Minimize fertilization, if any is used at all, for the first year.

Irrigation should be started immediately with the amount determined by site drainage. Apply water over the root ball with extra over the surrounding saucer area and native soil. Water should always be allowed to pass down through the planting site, not accumulate around roots. Irrigate live oaks a minimum of two times a week for the first growing season, and once a week for the second growing season and during extended drought periods. It is critical to provide good drainage throughout the entire soil depth. Control competing weeds for at least the first three years. Maintain a clear soil surface area closely around the base of a newly planted tree.

### Established ?

Live oaks can be considered established on their site based upon root to crown spread ratio. Figure 4. As root spread to crown spread ratio reaches 3-4, measured around the tree at multiple points, live oak is considered to have been successfully established and is well connected to the ecological system which will sustain the tree into the future. The more horizontal root spread and open soil surface area provided, the greater chance for success. Providing more soil depth is not usually valuable for live oak because of limitations in drainage and aeration.

## Planting Summary

Proper planting when root growth can be quickly started is essential. Spring planting is effective. Field grown, root pruned, and hardened young trees make great candidates for planting. Plenty of water, paired with great soil drainage, in a large, shallow, and wide-spread planting area is ideal. Do not amend the planting saucer backfill soil. Do not fertilize in the first growing season. Use a thin layer of a lightweight, non-compressible organic mulch over the planting site except for the six inches immediately around the stem base. Key components to good management of live oak throughout its life will be water, space, training, great soil, and wound prevention.

## Training

Training is difficult in live oak because it requires intensive pruning early to prevent young live oaks from becoming more bush-like. But do not abusively prune young trees. Patience is required! Crowns in small trees should be raised only slowly. Figure 5 suggests the slow pace of any required crown raising. Keep as many green branches on a tree as possible. Subordinate (node-centered branch reduction) any branch approaching  $\frac{1}{3}$  the diameter of the main stem at the point where it is connected (i.e. stem-branch confluence).

If subordination or reduction pruning is needed, it must be substantial in order to keep remaining branches growing well. At least 50% of a side branch need to be reduced to effectively shift growth to the rest of the branch and tree. Try to conserve a single dominant stem pathway from stem base to the highest point in the crown. In oak wilt areas only, use a commercial pruning paint on wounds, and do not prune in Spring and early Summer. As a tree matures to fit its available soil and air volume, small amounts of directional pruning can be used at intervals to maintain shape and site objectives.

Aging live oaks will tend to develop spreading low branches. Be sure to allow enough space for this natural process or keep the tree well trained throughout its life. Always prune branches growing in undesirable directions before they reach  $\frac{1}{3}$  the diameter of the stem (where branch is attached) in order to minimize decay and discoloration, and maximize effective growth over the pruning wound. There are upright cultivars for use in relatively narrow spaces.

## Knowing Limitations

Environmental factors such as freezing temperatures, hot summer droughts, and fires can severely damage or kill live oak. Young live oaks are especially susceptible to fire damage. Live oaks do best in groups or clumps where each tree shades the base and soil of surrounding trees. Sustaining soil health under live oak includes: good soil organic matter delivered as compost in a thin layer over the soil surface several times a year; good soil drainage and minimizing compaction (fence or place other plant materials to prevent vehicular parking and pedestrians); adequate water supplemented any time of year during drought periods; and, carefully planned light fertilization and liming based upon the tree's life stage, and soil and tissue testing.

Old growth trees need plenty of space to mine for resources with plenty of water throughout the Spring and Summer. Soil drainage is one of the most important features of sustaining good live oak growth. Soil compaction, pavements, building activities and grade changes can all negatively impact soil drainage and initiate many, quickly compounding problems in old trees. Preventing both soil and tissue damage is key to sustaining old tree survival and growth.

## Traditional Competition

Beware of over-planting the wide understory beneath old trees. Traditional landscapes were successful because many competing root systems were not stacked on top of each other beneath live oak crowns. Go light with the stocking density of plant materials beneath live oaks, especially old trees. Live oaks should not be covered with vines. If vines are used at all, they should be maintained below six feet up the tree's trunk. Do not

allow vines to climb the trunk, especially to the first branch union. Do not allow a dense ground cover to live under a tree if the ground cover receives full sun during large portions of the day. Well tended but thin organic mulch and compost layers beneath live oak accentuates tree beauty and size, as well as providing an ecologically healthy soil.

Live oak is particularly light demanding because it generates few, if any, shade leaves. This puts live oak at a competitive disadvantage when surrounded by more shade tolerant species of trees which can steal light resource space and grow taller than live oak. Interference of other trees with live oak crown areas can be severe and cause live oak loss. Figure 6 shows live oak growth plummets with increasing crown interference. Live oak should be placed in an open-grown landscape position. Ground, side, and overtopping trees and plants must be disturbed, disrupted and cleared often. Low intensity burning, grazing, chemical control, and weeding are important treatments in live oak culture.

### Conserving Crowns

Middle-aged and older live oaks redirect height growth energy and utilize wide spreading crowns to gather resources and control sites. Once this crown width to tree height geometry is set, live oak rarely regains height growth capabilities even if forced from side competition. Traditional open grown live oaks approach a crown width to tree height ratio of around 1.2 - 2.0, symbolizing a wide-spreading large tree rather than a compact tall tree. If side and overtopping interference from other trees are allowed to impact live oaks, live oaks will begin showing significant crown decline and dieback over 10-20 years leading to a decline spiral. Figure 7 shows how crown interference can compromise live oak health. A decline spiral initiated by more than 50% crown interference usually is unrecoverable, even if immediately remediated.

Old live oak trees should not be propped, have hardware installed such as lights, or have trunk periderm painted – as immediate and long-term tree injuries can result. The old tradition of white-wash liming of trunks may disrupt some of the soil-overwintering pests, but should be avoided as a tree damaging treatment. Good arboricultural practices required to make trees biologically efficient and structurally sound should be applied by skilled arborists. Cable and bracing, and lightning conduction hardware installation are common and valuable therapeutic treatments. Seeking pest and stress management expertise is a great investment.

### Storm Survival

Live oaks grow in hurricane prone areas. Live oak is cited as being resistant to hurricane wind forces and surviving with only minor to moderate damage. In one major hurricane event, 30% of live oaks were undamaged, 50% had bent and broken limbs, 16% were heavily defoliated, 5% had broken tops, 2% had broken stems, and 3% were uprooted or knocked down. In another storm event, live oaks were found to uproot rather than break. Arborists were able to successfully lift some of these uprooted trees back into place (in cases where prompt actions and carefully designed cable support systems could be applied -- associated with relatively minor root damage.) A good pruning program helps live oaks be more resistant to winds, especially through reduction pruning. In summary, live oaks tend to lose leaves and small branches, escaping major damage in most storms. In other words, within the live oak forest and landscape, short and fat survives over tall and thin.

### Live Oak Pests

Live oak has relatively few serious pests other than humans. Most pests found in live oak are secondary to other key stresses generated by climatic and soil changes. Abiotic problems, especially cold, construction damage, poor soil drainage, and summer droughts make live oak more susceptible to a number of pests.

Figure 8 provides pest names, descriptions, and impact ranking in landscapes, along streets and in parklands. Figure 9 provides a reorganized list of the same pest names by impact rankings. Note local pest

problems can occur in any area, but not represent widespread impacts across live oak's range. Pests with local consequences would receive a lower impact ranking in these figures than pests with potential range-wide impacts. These figures list the most probable non-vertebrate pests across the native range of live oak. This list is not comprehensive but covers most important pests of live oak as defined in the literature.

### Number One !

Live oak has a limited number of pests which cause serious damage. Foremost among live oak pests is oak wilt caused by fungi Ceratocystis fagacearum. Oak wilt is especially damaging in the Western portion of live oak's native range. Oak wilt was first described in 1944 with its initial discovery in Wisconsin. The pathogen is believed to be a recent introduction into the United States. Oak wilt is a vascular pathogen which colonizes water conducting vessels in the outer ten or so annual increments of sapwood. Almost all new tree infections in live oaks are caused by the fungus growing from one tree through roots into other trees. Live oaks tend to grow as sprouts from a shared root system (clonal) and develop root grafts with other live oaks in the area. The oak wilt fungus can travel through root grafts and spread up to 100 feet per year. Chemical and physical root barriers can be installed in trenches to control fungal spread.

In rare cases, oak wilt fungi generates fungal mats on infected live oaks. Insects (i.e. Nitidulide beetles) feed upon these mats on warm Spring days and then move to other trees and initiate new infections. Wounds from logging, pruning, galls, bark borers, or other types of periderm damaging events can draw many insects and be the initiation site for new oak wilt infections in live oaks. Pruning wounds covered with wound paint interferes with insect colonization and feeding, minimizing infections. Live oak wood, dead less than one year, can still harbor living fungi capable of infecting new trees. Firewood should not be moved from infection areas.

Live oak symptoms of oak wilt infection include stunted leaves on trunk sprouts, leaves wilting in late Spring, veinal death in leaves, and massive twig dieback progressively spreading throughout the crown. The most susceptible trees usually die in 4 - 6 months, others survive for several years. Approximately 10% of the stricken trees survive the infection altogether with major crown loss. Tree survivability suggests a limited form of native resistance is present within live oaks. Oak wilt is heavy in Texas live oak (Q. fusiformis) of Central Texas, moderate in Texas live oak / live oak (Q. fusiform / Q. virginiana) hybrids, and lighter in typical live oak (Q. virginiana). Live oak as a species is only now being challenged. Over time, oak wilt should continue to expand its range throughout the live oak range.

### Other Pests

Live oak has a number of additional serious pests which can cause problems. These major pests which can have a significant impact on live oak are: Cryphonectria parasitica -- Chestnut blight; oak decline syndrome; Hypoxylon atopunctatum -- Hypoxylon canker; Phytophthora cactorum -- bleeding canker; and, Curculio spp. -- acorn weevils destroying a high percentage of the acorn crop.

Live oak has many pests which at times take advantage of a weakened or damaged tree. These pests include: anthracnose; Armillaria mellea -- shoe string root rot; Botryosphaeria rhodina -- bot canker; Callirhytis operator -- wooly flower gall; Clitocybe tabescens -- mushroom root rot; Coryneum japonicum -- Coryneum twig canker; Diplodia -- Diplodia canker; Enaphalodes rufulus -- red oak borer; Endothia gyrosa -- Endothia canker; Phoradendron serotinum -- mistletoe; Prionoxystus robiniae -- carpenterworm; and, Xyletta fastidiosa -- bacterial leaf scorch.

### Epiphytes

Live oak periderm surfaces provide a rich ecology in support of many living things. There are three noticeable and common epiphytes associated with live oaks. These are Spanish moss (Tillandsia usneoides), ball moss (Tillandsia recurvata), and resurrection fern (Pleopeltis polypodiodes). They are not parasitic, but instead

live only upon what rain and tree periderm can provide. They occupy crown volume and periderm area, and so can become so dense as to shade tree foliage and increase wind loading. After major storm events, epiphytes tend to increase in numbers for several years and then return to pre-storm numbers as live oak foliage density and crown structure recovers.

For example, the two Tillandsia species (of the pineapple family) absorb water through their surfaces, requiring regular rainfall and relatively high humidity to grow well. Both of these epiphytes depend upon specific lichen communities on periderm surfaces for fixed nitrogen and other materials. The Tillandsia species maximize their growth around ½ full sunlight, opening stomates and absorbing carbon dioxide only at night, or for short periods immediately after rain in the daytime. There are a number of other epiphytes which occupy live oak periderm surfaces, ranging from common algae to endangered orchid species.

### Summing Up Problems

As in all other tree species, the biotic and abiotic features of the environment conspire to damage and kill live oak. Both shortages of essential resources (like drought) and abusive site resource enrichment (like over-fertilization) can accentuate tree stress. Neighboring biological systems (biotics) survive by taking resources, or by adding toxins to resources, used by live oaks stressed in the environment. Although most pests have principally secondary and tertiary roles, they deserve managerial notice and treatment within a professional tree health care program.

### Conclusions

To keep live oak healthy and structurally sound, educated management must be used. Sustainable live oak trees are a significant asset to any landscape. Investing in careful health care, with good seasonal observation, quick resource enrichment when needed, and protection from abiotic and biotic stress will generate a great live oak tree. If you are a responsible caretaker of a live oak, it should always out live you!

# Selected Bibliography -- Live Oak Care

The literature cited below helps provide entry into important information about live oak. This is not a comprehensive literature review, but citations of the most critical publications and articles which can help tree health care providers and tree owners with live oaks.

- Appel, D.N., R.C. Maggio, E.L. Nelson, & M.J. Jeger. 1989. Measurement of expanding oak wilt centers in live oak. *Phytopathology* 79(11):1318-1322.
- Baker, W.L. 1972. **Eastern Forest Insects**. USDA-Forest Service Miscellaneous Publication # 1175. Washington D.C.
- Burns, R.M. & B.H. Honkala (technical editors). 1990. **Silvics of North America – Volume #2: Hardwoods**. USDA-Forest Service, Agriculture Handbook #654. Washington, D.C.
- Bryan, D.L., M.A. Arnold, A. Volder, W.T. Watson, L. Lombardini, J.J. Sloan, A. Alarcon, L.A. Valdez-Aguilar, & A.D. Cartmill. 2011. Planting depth and soil amendments affect growth of *Quercus virginiana* Mill. *Urban Forestry & Urban Greening* 10(2):127-132.
- Callaway, R.M., K.O. Reinhart, S.C. Tucker, & S.C. Pennings. 2001. Effects of epiphytic lichens on host preference of the vascular epiphyte *Tillandsia usneoides*. *Oikos* 94(3):443-441.
- Coder, Kim D. 2003. Pest checklist for live oak. University of Georgia Warnell School of Forest Publication FOR03-25.
- Coder, Kim D. 2010. Live oak: Historic ecological structures. University of Georgia Warnell School of Forestry and Natural Resources Publication FOR10-23. Pp. 41.
- Cornelissen, T. & P. Stiling. 2005. Perfect is best: Low leaf fluctuating asymmetry reduced herbivory by leaf miners. *Oecologia* 142(1):46-56.
- Crocker, R.L. & D.L. Morgan. 1983. Control of weevil larvae in acorns of the live oak by heat. *HortScience* 18(1):106-107.
- Crocker, R.L. 1987. Effects of microwave treatment of live oak acorns on germination and on *Curculio* sp. larvae. *Journal of Economic Entomology* 80(4):916-920.
- Crocker, R.L. 1988. Growth of live oak from seed hydrothermally treated to control acorn weevil larvae. *HortScience* 23(4):777.
- Diaz, A.P. C. Mannion, & B. Schaffer. 2006. Effect of root feeding by *Diaprepes abbreviatus* larvae on leaf gas exchange and growth of three ornamental tree species. *Journal of Economic Entomology* 99(3):811-821.
- Duryea, M.L., G.M. Blakeslee, W.G. Hubbard, & R.A. Vasquez. 1996. Wind and trees: A survey of homeowners after hurricane Andrew. *Journal of Arboriculture* 22(1):44-49.
- Eisner, N.J. 2002. Branch morphology impacts compartmentalization of pruning wounds. *Journal of Arboriculture* 28(2):99-105.
- Elam, P. & J. Baker. 1996. Fruit inhibition in *Quercus* species using growth regulators. *Journal of Arboriculture* 22(2):109-110.
- Gagne, R.J., Jr. & E.G. Riley. 1999. A new gall midge pest of live oak in Texas. *Southwestern Entomologist* 24(3):159-165.
- Gilman, E.F. 1988. Predicting root spread from trunk diameter and branch spread. *Journal of Arboriculture* 14(4):85-89.
- Gilman, E.F. 2001. Effect of nursery production method, irrigation, and inoculation with mycorrhizae-forming fungi on establishment of *Quercus virginiana*. *Journal of Arboriculture* 27(1):30-39.

## Selected Bibliography -- Live Oak Care (continued)

- Gilman, E.F. 2004. Effects of amendments, soil additives, and irrigation on tree survival and growth. *Journal of Arboriculture* 30(5):301-310.
- Gilman, E.F. 2013. Anchorage influence by production method and root pruning. *Arboriculture & Urban Forestry* 39(1):1-5.
- Gilman, E.F., A. Stodola, & M.D. Marshall. 2002. Root pruning but not irrigation in the nursery affects live oak root balls and digging survival. *Journal of Environmental Horticulture* 20(2):122-126.
- Gilman, E.F., C. Harchick, & M. Paz. 2010. Effect of tree size, root pruning, and production method on establishment of Quercus virginiana. *Arboriculture & Urban Forestry* 36(4):183-190.
- Gilman, E.F., F. Masters, & J.C. Grabosky. 2008. Pruning affects tree movement in hurricane force wind. *Arboriculture & Urban Forestry* 34(1):20-28.
- Gilman, E.F. & J. Grabosky. 2004. Mulch & planting depth affect live oak establishment. *Journal of Arboriculture* 30(5): 311-317.
- Gilman, E.F. & J. Grabosky. 2009. Growth partitioning three years following structural pruning of Quercus virginiana. *Arboriculture & Urban Forestry* 35(6):281-286.
- Gilman, E.F. & J. Grabosky. 2011. Quercus virginiana root attributes and lateral stability nafter planting at different depths. *Urban Forestry & Urban Greening* 10(1):3-9.
- Gilman, E.F., J. Grabosky, S. Jones, & C. Harchick. 2008. Effects of pruning dose and type on trunk movement in tropical storm winds. *Arboriculture & Urban Forestry* 34(1)13-19.
- Gilman, E.F., R.J. Black, & B. Dehgan. 1998. Irrigation volume and frequency and tree size affect establishment rate. *Journal of Arboriculture* 24(1):1-9.
- Gilman, E.F., T.H. Yeager, & D. Kent. 2000. Fertilizer rate and type impacts magnolia and oak growth in sandy landscape soil. *Journal of Arboriculture* 26(3):177-182.
- Gilman, E.F. & C. Wiese. 2012. Root pruning at planting and planting depth in the nursery impact root system morphology and anchorage. *Arboriculture & Urban Forestry* 38(5):229-236.
- Goldberg, N. & J. Heine. 2009. A comparison of arborescent vegetation pre- and post- outbreak of the invasive species the Asian ambrosia beetle Xyleborus glabratus in a Florida maritime hammock. *Plant Ecology & Diversity* 2(1):77-83.
- Grabosky, J. & E. Gilman. 2004. Measurement and prediction of tree growth reduction from tree planting space design in established parking lots. *Journal of Arboriculture* 30(3):154-164.
- Grabosky, J., E. Gilman, & C. Harchick. 2007. Use of branch cross-sectional area for predicting pruning dose in young field grown Quercus virginiana ‘Cathedral’ in Florida, USA. *Urban Forestry & Urban Greening* 6(3):159-167.
- Gresham, C.A., T.M. Williams, & D.J. Lipscomb. 1991. Hurricane Hugo wind damage to Southeastern U.S. Coastal forest tree species. *Biotropica* 23(4):420-426.
- Hepting, G.H. 1971. **Diseases of Forest and Shade Trees of the United States**. USDA-Forest Service Agriculture Handbook #386. Washington, D.C.
- Johnson, W.T. & H.H. Lyon. 1988. **Insects That Feed on Trees and Shrubs** (2<sup>nd</sup> edition). Cornell University Press, Ithaca, NY.
- Kent, D., D. Halcrow, T. Wyatt, & S. Shultz. 2004. Detecting stress in Southern live oak (Quercus virginiana) and sand live oak (Quercus virginiana var. geminata). *Journal of Arboriculture* 30(3):146-153.



## Selected Bibliography -- Live Oak Care (continued)

- Kurtz, C.M., J.A. Savage, I.Y. Huang, & J. Cavender-Bares. 2013. Consequences of salinity & freezing stress for two populations of *Quercus virginiana* Mill. (Fagaceae) grown in a common garden. *Journal of the Torrey Botanical Society* 140(2):145-156.
- Lewis, R., Jr. 1987. *Ceratocystis fagacearum* in living and dead Texas live oaks. USDA- Forest Service Southern Forest Research Station Research Note SO-335. Pp.3.
- Lewis, R., Jr. & F.L. Oliveria. 1979. Live oak decline in Texas. *Journal of Arboriculture* 5(11):241-244.
- Martin, C.E. 1981. Seasonal patterns of growth, tissue acid fluctuations, and  $^{14}\text{CO}_2$  uptake in the crassulacean acid metabolism epiphyte *Tillandsia usneoides*. *Oecologia* 49(3):322-328.
- Martinez-Trinidad, T., W.T. Watson, M.A. Arnold., & L. Lombardini. 2009. Investigations of exogenous applications of carbohydrates on the growth and vitality of live oaks. *Urban Forestry & Urban Greening* 8(1):41-48.
- Martin, C.E. 1985. Effects of irradiance on crassulacean acid metabolism in the epiphyte *Tillandsia usneoides*. *Plant Physiology* 80:23-26.
- Marx, D.H., M. Murphy, T. Parrish, S. Marx, D. Haigler, & D. Eckard. 1997. Root response of mature live oaks in Coastal South Carolina to root zone inoculations with ectomycorrhizal fungal inoculants. *Journal of Arboriculture* 23(6):257-263.
- McDonald, B.A., B.K. Bellamy, J-S. Zhan, & D.N. Appel. 1998. The effect of an oak wilt epidemic on the genetic structure of a Texas live oak population. *Canadian Journal of Botany* 76(11):1900-1907.
- McGovern, R.J. & D.L. Hopkins. 1994. Association of *Xylella fastidiosa* with leaf scorch and decline of live oak in Florida. *Plant Disease [Disease Note]* 78(9):924.
- Morgan, D.L. 1986. Dehydration effects on germination of live oak seed. *Journal of Environmental Horticulture* 4(3):95-96.
- Rice, M.E. 1983. Red oak borer infestations in a nursery planting of live oak. *Southwestern Entomologist* 8(4):259-262.
- Robertson, K.M. & W.J. Platt. 2001. Effects of multiple disturbances (fire and hurricane) on epiphyte community dynamics in a subtropical forest. *Biotropica* 33(4):573-582.
- Sinclair, W.A., H.H. Lyon, & W.T. Johnson. 1987. **Diseases of Trees and Shrubs**. Cornell University Press, Ithaca, NY.
- Solomon, J.D., F.I. McCracken, R.L. Anderson, R. Lewis, Jr., F.L. Oliveria, T.H. Filer, & P.J. Barry. 1999. **Oak Pests: A guide to major insects, diseases, air pollution and chemical injury**. USDA-Forest Service Southern Research Station Protection Report R8-PR #7.
- Spector, T. & F.E. Putz. 2006. Crown retreat of open-grown southern live oaks due to canopy encroachment in Florida, USA. *Forest Ecology & Management* 228(1/3):168-176.
- Turner, J.C.L., & E.A. Buss. 2005. Biology and management of *Allokermes kingii* on oak trees. *Journal of Arboriculture* 31(4):198-202.
- USDA-Forest Service Southern Research Station. 1999. **Insects and Diseases of Trees in the South**. USDA-Forest Service Southern Research Station Protection Report R8-PR #16.
- Wang, Y.T. & R.E. Rouse. 1989. Rooting live oak rhizomic shoots. *HortScience* 24(6):1043.
- Wilson, A.D., D.G. Lester, & R.E. Edmonson. 2000. Live oaks, new hosts for *Odontocynips nebulosa* in North America. *Proceedings of the Entomological Society of Washington* 102(2):360-373.

## Selected Bibliography -- Live Oak Care (continued)

Wilson, A.D. 2002. Trench inserts as long-term barriers to root transmission for control of oak wilt. *Plant Disease* 86(10):1067-1074.

Wood, A.K. & F.H. Tainter. 2002. Coryneum twig canker on Southern live oak. *Plant Disease [Disease Note]* 86(4):442.

Young, J.A. & C.G. Young. 1992. **Seeds of Woody Plants in North America**. Dioscorides Press (Timber Press), Portland, Oregon.

$$\text{germination percent} = \{0.94 - [0.031 \times (\text{acorn weight loss percent})]\} \times 100$$

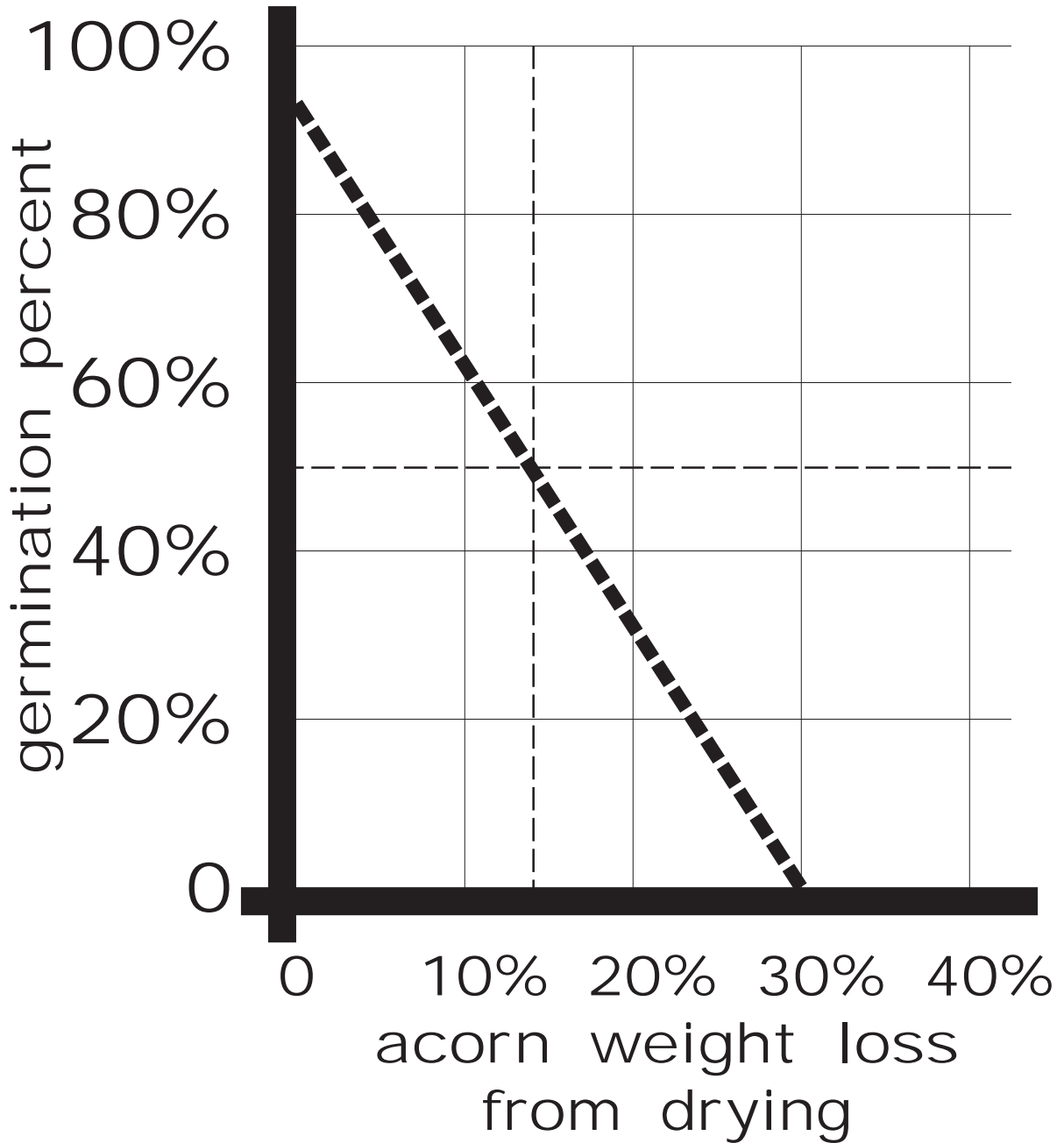


Figure 1: Estimated live oak acorn germination percentage as acorns dry. Note a 50% reduction in germination percentage is reached as acorn weight drops 14% from green, on-tree weight.

$$\text{germination percent} = 94 - [2.0 \times (\text{minutes in } 120^{\circ}\text{F water bath})]$$

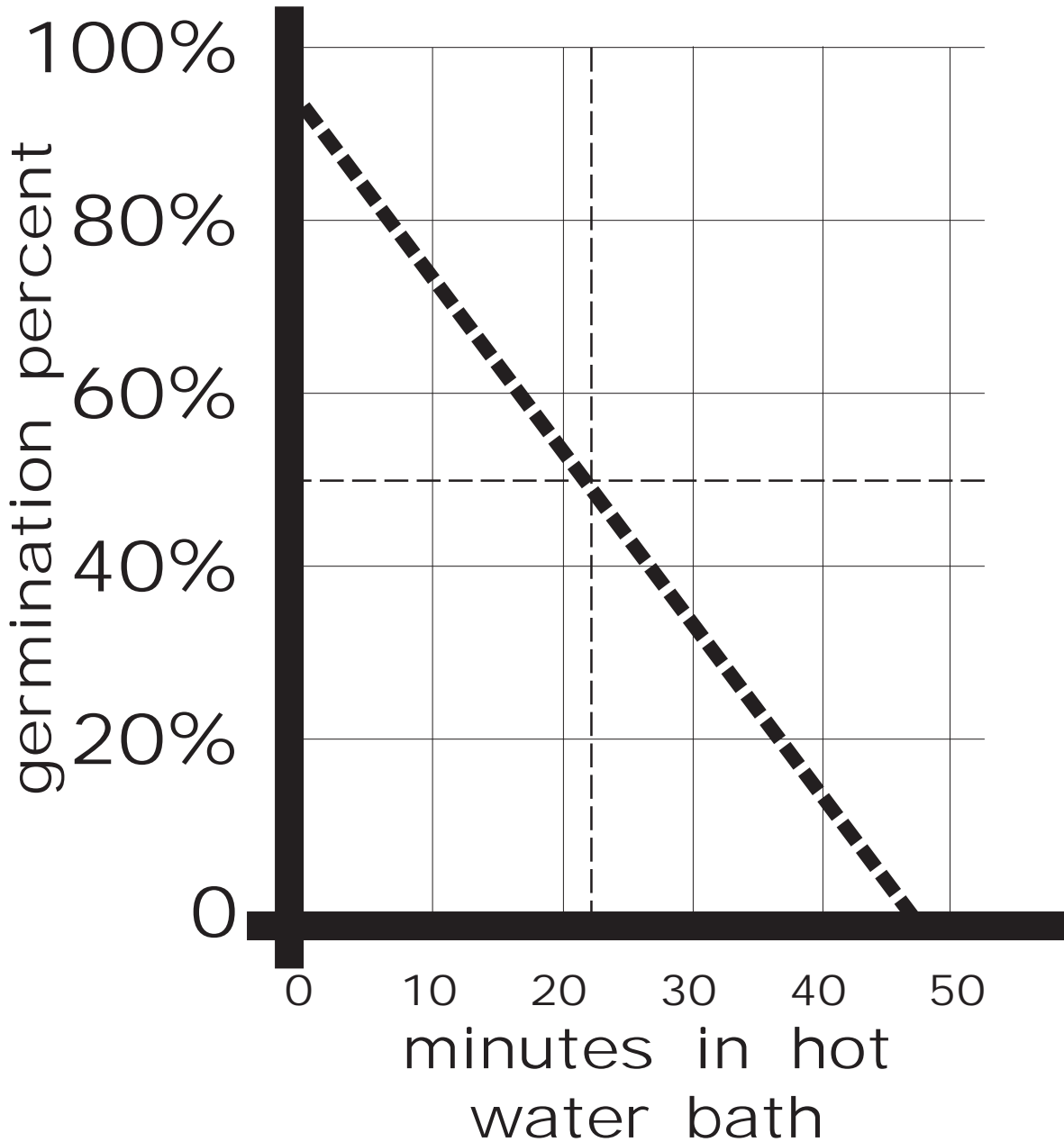


Figure 2: Estimated live oak acorn germination percentage as acorns are heated in a 120°F water bath in order to kill internal insect pests.

Note a 50% reduction in germination percentage as acorns are bathed for 22 minutes. Hot water baths or microwave heating are NOT recommended for live oak acorns in order to kill pests before planting.

planting  
position

(in.)

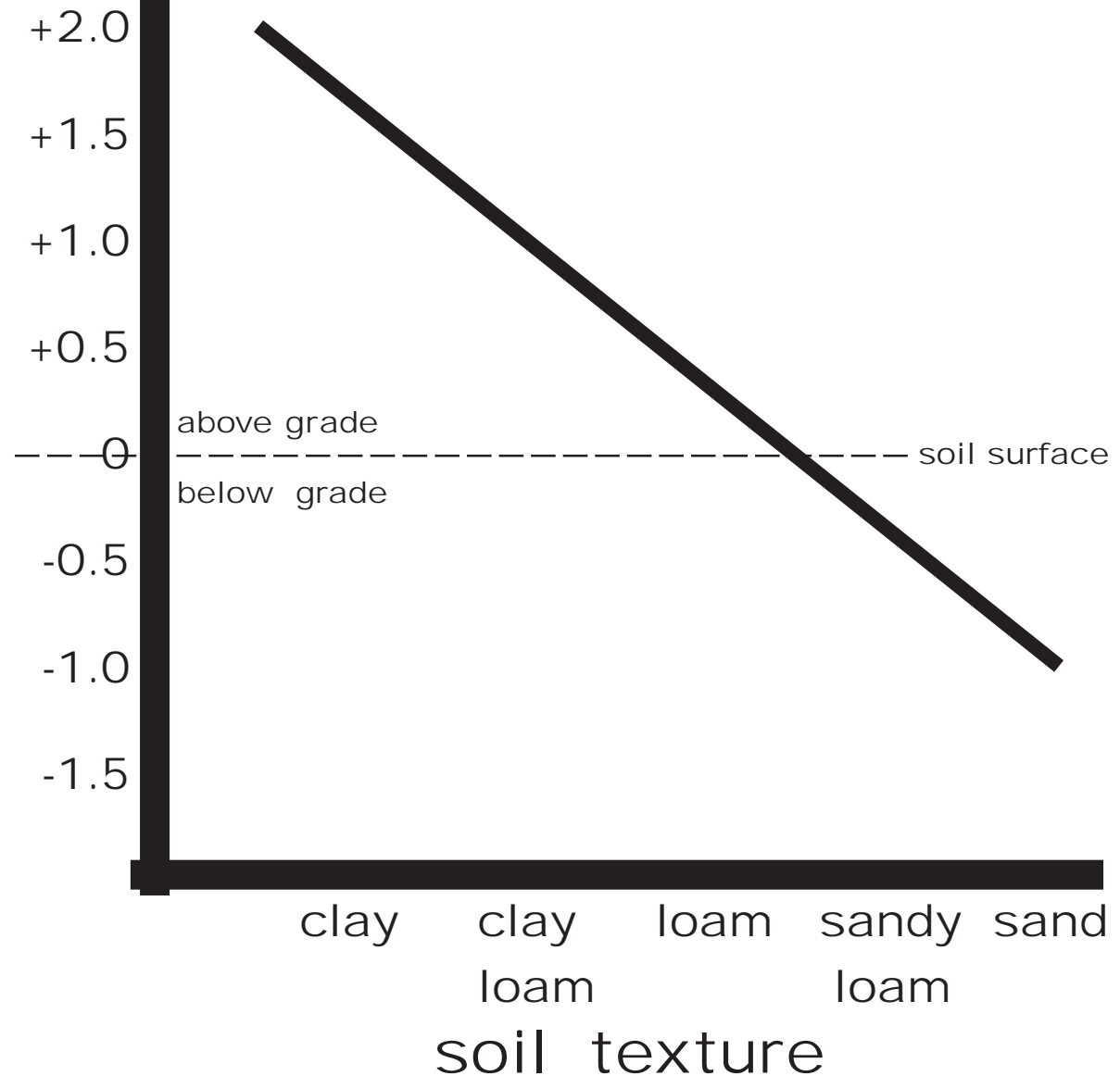


Figure 3: Planting position below or above grade for live oaks based upon soil texture. The planting position is measured between the stem base where 2-3 large lateral roots diverge and the surrounding mineral soil surface.

root / crown  
spread  
ratio

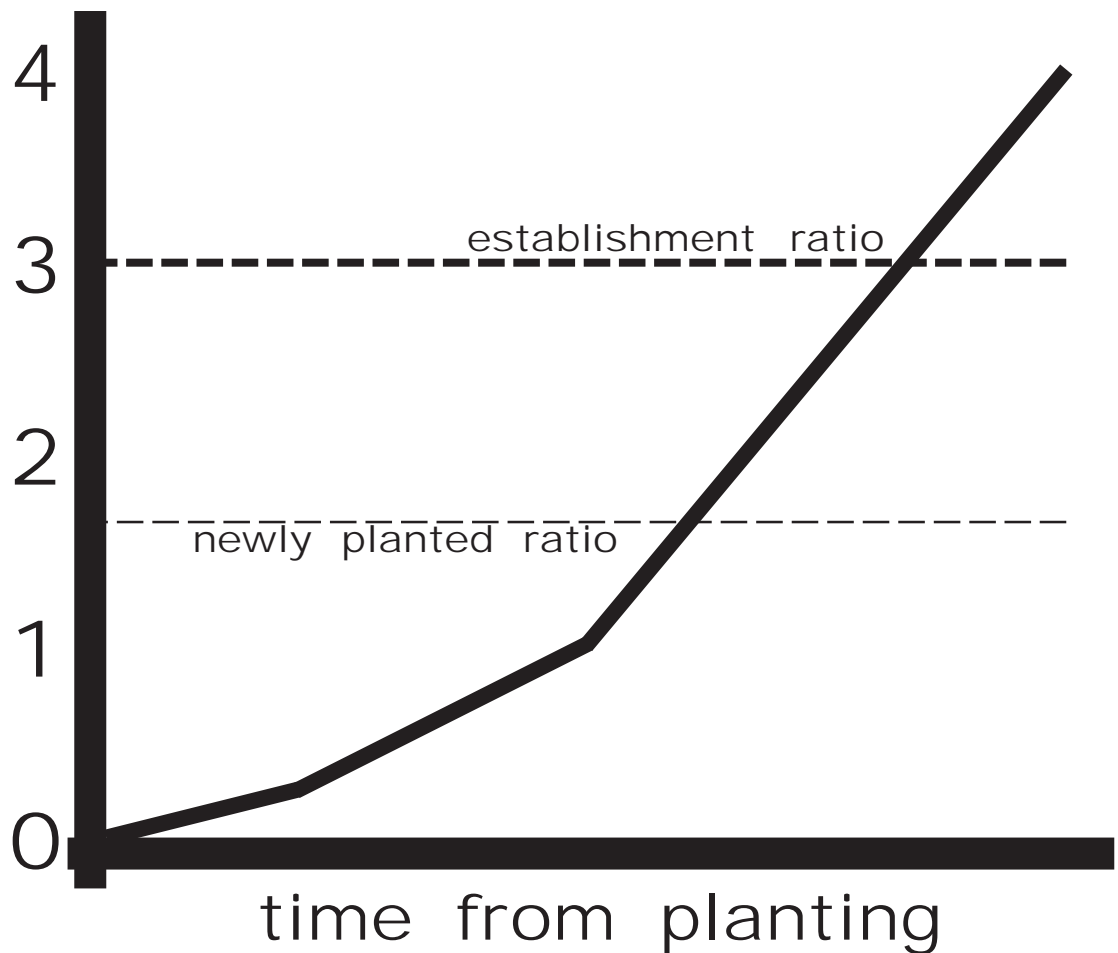


Figure 4: Live oak establishment time after planting based upon root spread to crown spread ratio. A live oak is considered to be established when root/crown spread ratio reaches or exceeds 3.0. (from Gilman et.al. 2010)

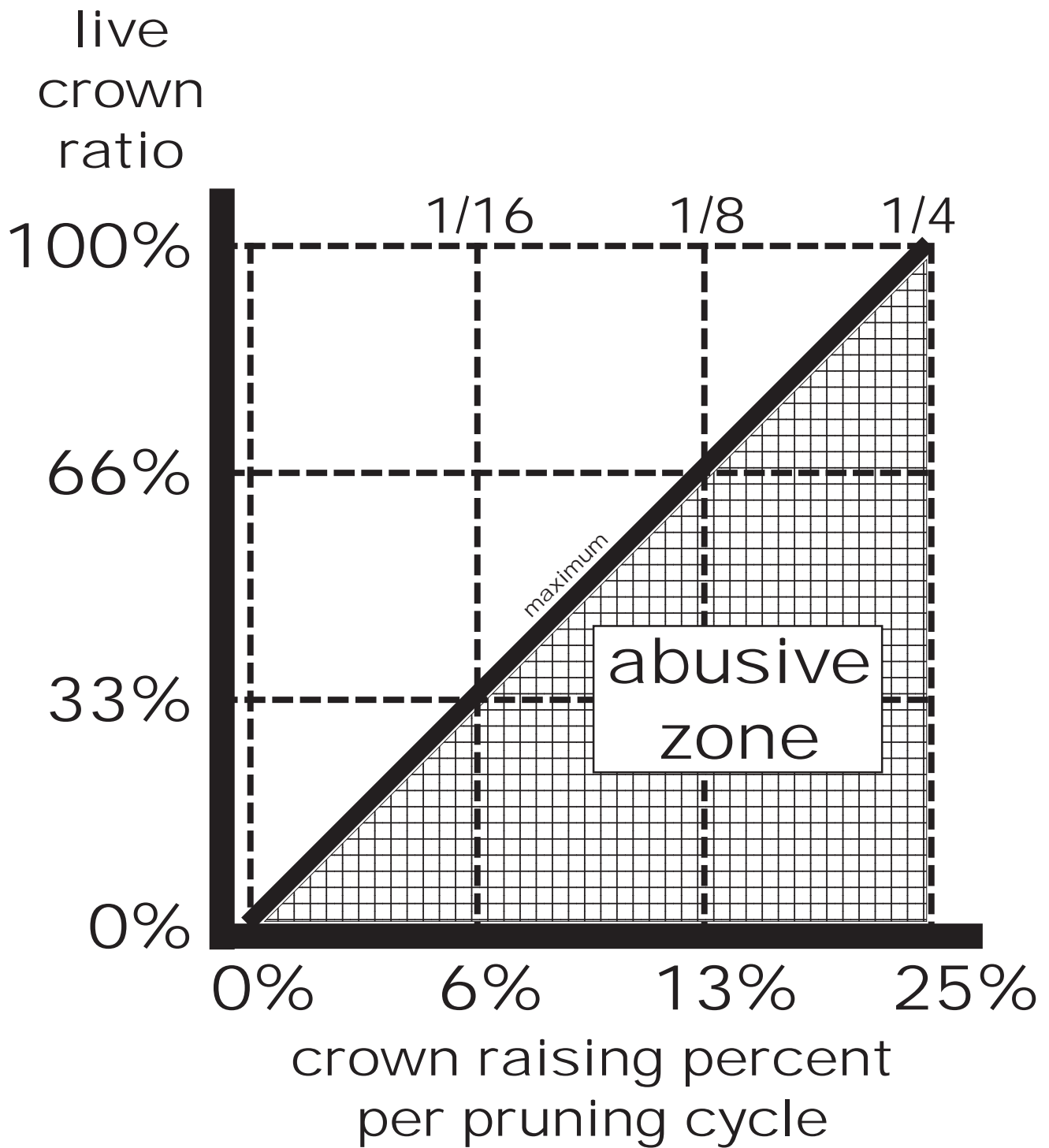


Figure 5: Coder Crown Raising Dose Assessment per pruning cycle for live oaks. Graph is the percent of live oak crown (live crown ratio basis) that can be raised / removed, if warranted, every pruning cycle in a crown raising process.

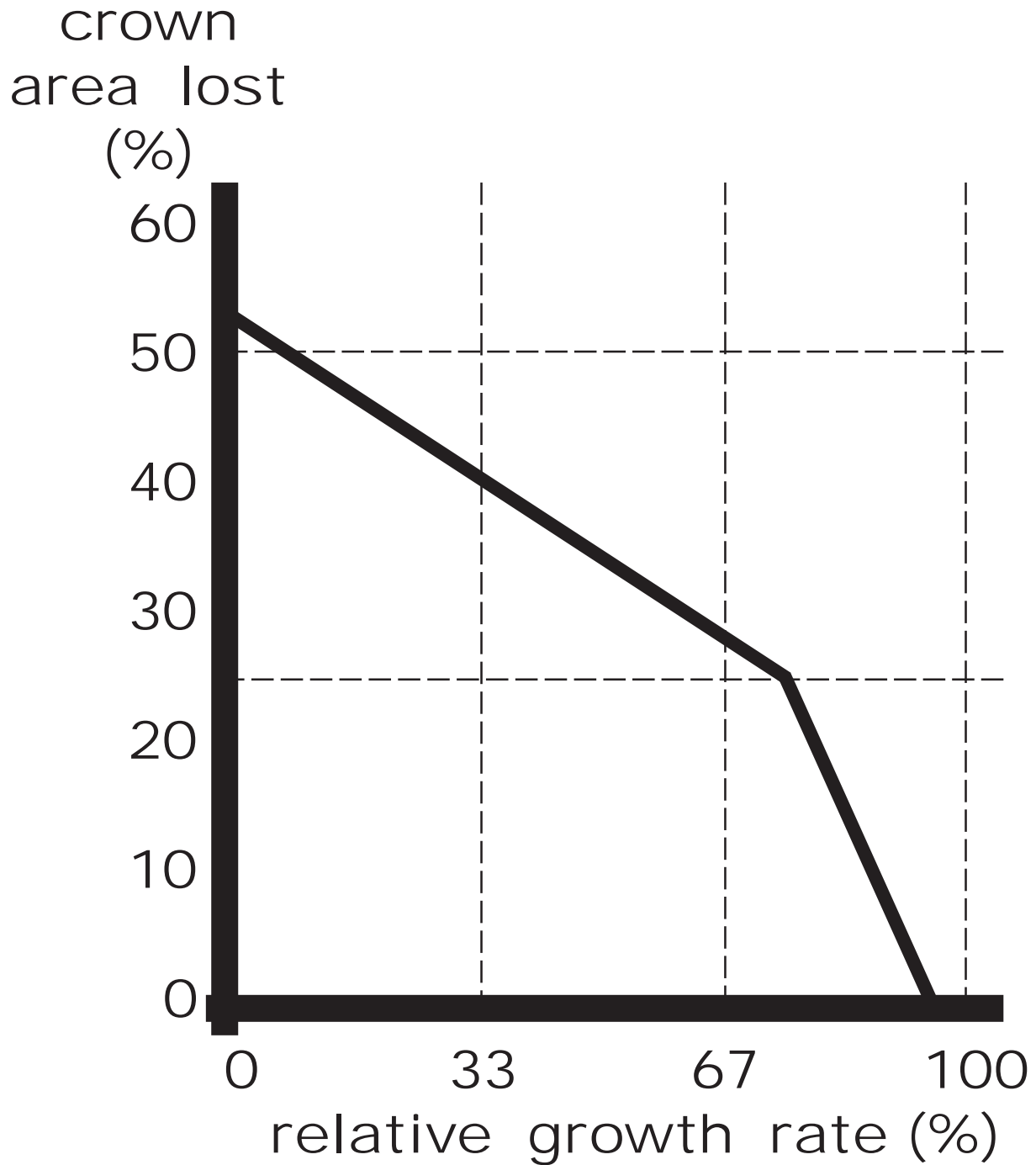


Figure 6: Live oak crown area (percent) lost to side and overtopping light interference from surrounding trees and associated relative growth rate.  
(derived from Spector & Putz 2006)



live oak  
crown area  
lost (%)

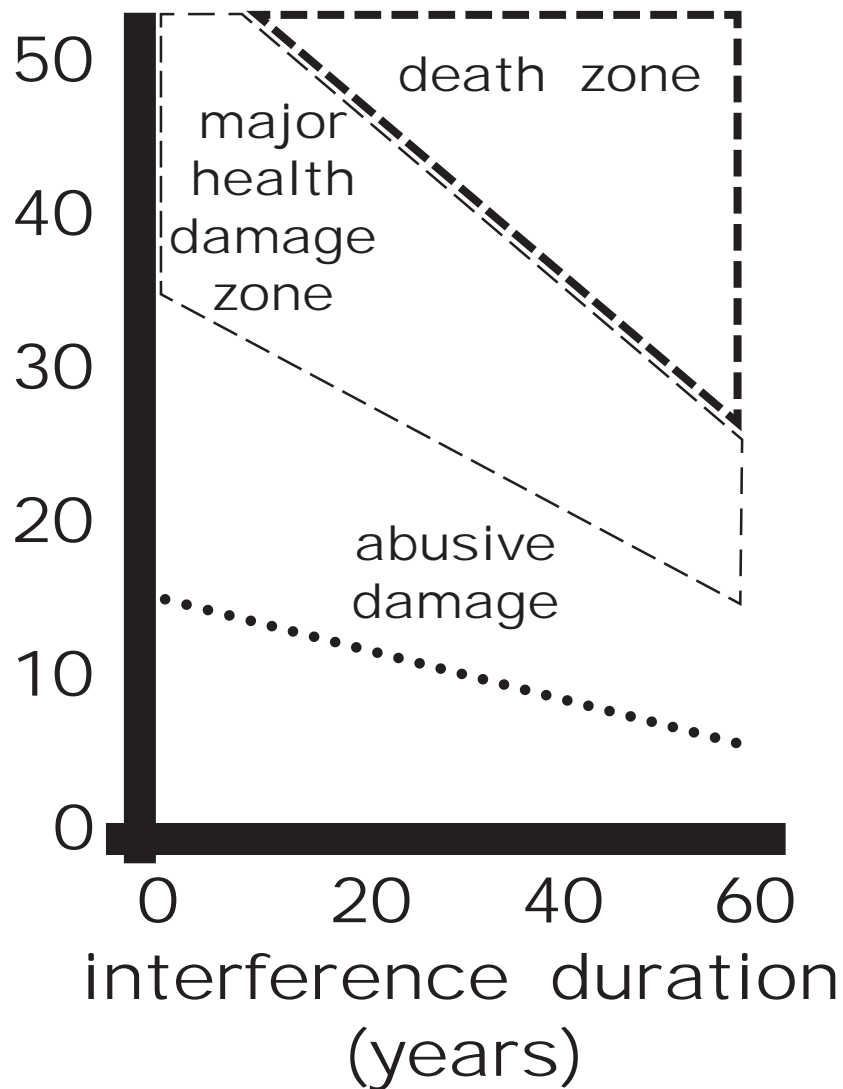


Figure 7: Live oak crown interference problems from side and over-topping trees by percent live oak crown loss and years of interference. Note these values are not from crown raising or reduction pruning, which represents much less crown loss before tree damage presents. (derived from Spector & Putz 2006)

## Figure 8: Live oak pests and general impact importance ranking value.

Note, importance is not based upon frequency with which a pest is found, but represents impact on long term tree health and structure across live oak's range. Great potential pest impacts on tree health or structure would receive a high ranking. Some pests have small impacts and would receive a low ranking.

Pest impact importance rankings: A = most impact on tree health; B = moderate impact on tree health; and, C = small impact on tree health.

| scientific name of pest           | common name of pest      | impact rating | simple description   |
|-----------------------------------|--------------------------|---------------|--|
| <b>Insects &amp; Mites:</b>       |                          |               |  |
| <u>Andricus kingi</u>             | cynipid gall wasp        | C             | general gall former  |
| <u>Andricus laniger</u>           | live oak wooly leaf gall | C             | general gall former  |
| <u>Anomoea laticlavia</u>         | locust leaf beetle       | B             | both adults and larvae feed on leaves  |
| <u>Archodontes melanopus</u>      | live oak stump borer     | B             | eggs are laid just below the soil surface at tree base with larvae eating into stump base and major roots causing a large gall to form and stump sprouts to form – a big larva up to 3.5 inches long |
| <u>Argyrotaenia quercifoliana</u> | oak leaf roller moth     | B             | defoliates trees as a light green caterpillar (<1 inch long) with amber yellow head  |
| <u>Arnoldiola atra</u>            | gall midge               | C             | attacks buds of live oak   |
| <u>Brachys tessellatus</u>        | scrub oak leaf miner     | B             | adults and larvae feed on leaves   |
| <u>Callirhytis cornigera</u>      | horned oak gall          | B             | gall formed on twigs   |
| <u>Callirhytis operator</u>       | wooly flower gall        | B             | causes galls on male catkins and then emerge to infest current acorn crop  |
| <u>Cameraria spp.</u>             | oak leaf miner           | B             | moth larvae leaving spotted bleached foliage similar to some leaf necrosis diseases in appearance -- rake up and discard fallen leaves   |

Figure 8: Live oak pests and general impact importance ranking value. (continued)

| scientific name of pest                 | common name of pest                  | impact rating | simple description  |
|---|--------------------------------------|---------------|---|
| <b>Insects &amp; Mites (continued):</b> |                                      |               |   |
| <u>Cincinnus melshheimeri</u>           | Melshheimer's sack bearer            | C             | larvae makes leaf shelter for itself and moves it as feeds on leaves  |
| <u>Curculio</u> spp.                    | acorn weevils                        | A             | most of acorns are lost – larvae are off-white, fat and roll into a cupped shape.   |
| <u>Disholcaspis cinerosa</u>            | gall wasp                            | C             | gall forming wasp whose generations alternate between branch galls and leaf galls   |
| <u>Enaphalodes rufulus</u>              | red oak borer                        | B             | bark borer damaging trees larger than 2 inches in caliper and doubling attack for every inch larger tree grows in size  |
| <u>Johnella virginiana</u>              | vagrant eriophyid mite               | C             | initiates leaf curl but no gall   |
| <u>Mesolecanium nigrofasciatum</u>      | terrapin scale or black-banded scale | B             | crawlers in early Spring moving to main leaf veins and then in late Summer scales move to twigs – adults dark orange in color with radiating black lines                  |
| <u>Odontocynips nebulosa</u>            | root gall wasp                       | B             | subterranean wasp initiating large galls on absorbing roots   |
| <u>Oiketicus abbotii</u>                | bagworm                              | B             | relatively large bag (2-3 inches long) with twig pieces attached around the exterior  |
| <u>Orgyia leucostigma</u>               | white-marked tussock moth            | B             | in late Spring eggs in old grey cocoons hatch and larvae skeletonize leaves then later move to eating entire leaf blade – orange head with yellow body and tufts of hairs |
| <u>Paleacrita vernata</u>               | Spring cankerworm                    | C             | larvae dark colored with two yellow stripes skeletonizing leaves at branch tips   |
| <u>Parallelodiplosis florida</u>        | Florida gall midge                   | C             | causes elongated swellings (galls) on leaf veins  |

Figure 8: Live oak pests and general impact importance ranking value. (continued)

| scientific name of pest                                  | common name of pest  | impact rating | simple description  |
|--|----------------------|---------------|---|
| <b>Insects &amp; Mites (continued):</b>                  |                      |               |   |
| <u>Platycotis vittata</u>                                | oak treehopper       | C             | sucking insect but worst damage is the female cutting open slits in twigs to lay eggs - slits callous over leaving scars  |
| <u>Prionoxystus robiniae</u>                             | carpenterworm        | B             | wood boring insect with a long life cycle in live oak – large larvae is hairy and dark pink hatching on bark surface and boring into the tree – mature larva is greenish white with a dark brown head – starts life in sapwood then expands late in larval life to heartwood, always keeping an open tunnel entrance free from callous growth |
| <u>Stilbosis quadricustatella</u>                        | leaf miner           | B             | skeltonizes live oak leaves   |
| <b>Disease &amp; Higher Plants:</b>                      |                      |               |   |
| <u>Armillaria mellea</u>                                 | shoe string root rot | B             | golden honey-colored mushrooms at the tree base and dark brown “shoe-string-like” bands of hyphae under bark  |
| <u>Apiognomonina quercina</u><br><u>Discula quercina</u> | anthracnose          | B             | wet weather in Spring generates large irregular dead areas on leaves – begins on low shady branches and causes leaf defoliation and some blade distortion, with occasional shoot dieback  |
| <u>Botryosphaeria quercuum</u>                           | oak bot canker       | B             | bark lesions in Summer cause twig flagging, wilting and browning of leaves, and dieback – an usual bark resident  |
| <u>Botryosphaeria rhodina</u>                            | common bot canker    | B             | takes advantage of oak wilt damage, pruning wounds, and stress in trees to cause bark lesions or cankers -- an usual bark resident  |

Figure 8: Live oak pests and general impact importance ranking value. (continued)

| scientific name of pest  | common name of pest         | impact rating | simple description   |
|--|-----------------------------|---------------|--|
| <b>Disease &amp; Higher Plants (continued):</b>                |                             |               |  |
| <u>Cassytha filiformis</u>                                     | cassytha plant              | C             | parasitic vine (higher plant) on harsh sites -- vine is orange-brown in color with a tangle of long runners twinning counter clockwise around host tissue  |
| <u>Ceratocystis fagacearum</u>                                 | oak wilt                    | A+            | systemic vascular disease which causes tree wilting with leaf bronzing and discoloration eventually leading to dead leaf tips, twig dieback, and tree defoliation -- death can take from 4 months to several seasons -- dieback is progressive through crown |
| <u>Clitocybe tabescens</u>                                     | mushroom root rot           | B             | far Southern version of Armillaria mellea root rot   |
| <u>Coryneum japonicum</u>                                      | <u>Coryneum</u> twig canker | B             | twig and branch dieback, distortion of the leaves, and premature leaf drop   |
| <u>Cryphonectria parasitica</u><br><u>Endothium parasitica</u> | chestnut blight             | A             | trunk and branch cankers under bark and hard to see until the bark falls off – causes crown decline and chlorotic leaves   |
| <u>Dendrothele acerina</u><br><u>Hyphoderma baculorubense</u>  | smooth patch                | C             | rots off outer periderm areas which fall off leaving smooth looking periderm patches   |
| <u>Endothia gyrosa</u>   | <u>Endothia</u> canker      | B             | started by wounds on limbs, trunks and exposed roots, and by drought stress – sunken, slightly orange canker with small bumps on its surface   |
| <u>Hypoxylon atropunctatum</u>                                 | <u>Hypoxylon</u> canker     | A             | irregular canker which invades weakened trunks and branches producing thin, light brown to grey fungal mats exposed as bark falls away   |
| <u>Monochaetia desmazierii</u>                                 | late leaf spot              | C             | large brown spots on leaves in late Summer   |

Figure 8: Live oak pests and general impact importance ranking value. (continued)

| scientific name of pest                         | common name of pest   | impact rating | simple description  |
|---|-----------------------|---------------|---|
| <b>Disease &amp; Higher Plants (continued):</b> |                       |               |   |
| <u>Perenniporia phloiophila</u>                 | bark rot              | C             | decays outer periderm without leaving smooth patches on large limbs and trunks – pore surface is cream color to pale brown – flat fungal mats grow between periderm ridges  |
| <u>Phoradendron serotinum</u>                   | American mistletoe    | B             | parasitic plant spread by birds and successful on stressed, slow growing trees  |
| <u>Phytophthora cactorum</u>                    | bleeding canker       | A             | root collar rot which destroy living cell connections in tree causing leaf yellowing, premature leaf drop, leaf stunting, twig dieback, and oozing liquids from lesions   |
| <u>Polyporus dryophilus</u>                     | heartwood rot         | C             | heartwood decay organism  |
| <u>Tillandsia usneoides</u>                     | Spanish moss          | C             | epiphyte (higher plant) which, in great abundance, shades out live oak foliage  |
| <u>Xylella fastidiosa</u>                       | bacterial leaf scorch | B             | tree defoliation, flushes of distorted leaves with dead margins and tips, and twig dieback  |
| *(( <b>many causes</b> ))*                      | oak decline syndrome  | A             | many organisms and stress factors combine to make tree less effective and efficient in gathering resources to the point of twig & branch death, slow growth, and stunted chlorotic leaves. A combination of poor wound reactions, soil compaction, poor soil drainage, summer drought, and constant stress year after year cause loss of resource space and lack of internal controls for growth and defense. |

Figure 9: Pest list categorized by live oak health and structure impact rank.

| scientific name of pest            | common name of pest            | impact rank |
|------------------------------------|--------------------------------|-------------|
| <u>Ceratocystis fagacearum</u>     | oak wilt                       | A+          |
| <u>Cryphonectria parasitica</u>    | chestnut blight                | A           |
| <u>Curculio</u> spp.               | acorn weevils                  | A           |
| <u>Hypoxyton atropunctatum</u>     | <u>Hypoxyton</u> canker        | A           |
| <u>Phytophthora cactorum</u>       | bleeding canker                | A           |
| *(( many causes ))*                | oak decline syndrome           | A           |
| <u>Apiognomonina quercina</u>      | anthracnose                    | B           |
| <u>Discula quercina</u>            | anthracnose                    | B           |
| <u>Armillaria mellea</u>           | shoe string root rot           | B           |
| <u>Anomoea laticlavata</u>         | locust leaf beetle             | B           |
| <u>Archodontes melanopus</u>       | live oak stump borer           | B           |
| <u>Argyrotaenia quercifoliana</u>  | oak leaf roller moth           | B           |
| <u>Botryosphaeria quercuum</u>     | oak bot canker                 | B           |
| <u>Botryosphaeria rhodina</u>      | common bot canker              | B           |
| <u>Brachys tessellatus</u>         | scrub oak leaf miner           | B           |
| <u>Callirhytis cornigera</u>       | horned oak gall                | B           |
| <u>Callirhytis operator</u>        | wooly flower gall              | B           |
| <u>Cameraria</u> spp.              | oak leaf miner                 | B           |
| <u>Clitocybe tabescens</u>         | mushroom root rot              | B           |
| <u>Coryneum japonicum</u>          | <u>Coryneum</u> twig canker    | B           |
| <u>Enaphalodes rufulus</u>         | red oak borer                  | B           |
| <u>Endothia gyrosa</u>             | <u>Endothia</u> canker         | B           |
| <u>Mesolecanium nigrofasciatum</u> | terrapin or black-banded scale | B           |
| <u>Odontocynips nebulosa</u>       | root gall wasp                 | B           |
| <u>Oiketicus abbotii</u>           | bagworm                        | B           |
| <u>Orgyia leucostigma</u>          | white-marked tussock moth      | B           |
| <u>Phoradendron serotinum</u>      | mistletoe                      | B           |
| <u>Prionoxystus robiniae</u>       | carpenterworm                  | B           |
| <u>Stilbosis quadricustatella</u>  | leaf miner                     | B           |
| <u>Xyletta fastidiosa</u>          | bacterial leaf scorch          | B           |
| <u>Andricus kingi</u>              | cynipid gall wasp              | C           |
| <u>Andricus laniger</u>            | live oak wooly leaf gall       | C           |
| <u>Arnoldiola atra</u>             | gall midge                     | C           |
| <u>Cassytha filiformis</u>         | cassytha plant                 | C           |
| <u>Cincinnati melsheimeri</u>      | Melsheimer's sack bearer       | C           |
| <u>Dendrothele acerina</u>         | smooth patch                   | C           |

(continued)

Figure 9: Pest list categorized by live oak health and structure impact rank. (continued)

| scientific name of pest          | common name of pest    | impact rank |
|----------------------------------|------------------------|-------------|
| <u>Disholcaspis cinerosa</u>     | gall wasp              | C           |
| <u>Hyphoderma baculorubrense</u> | smooth patch           | C           |
| <u>Johnella virginiana</u>       | vagrant eriophyid mite | C           |
| <u>Monochaetia desmazierii</u>   | late leaf spot         | C           |
| <u>Paleacrita vernata</u>        | Spring cankerworm      | C           |
| <u>Parallelodiplosis florida</u> | Florida gall midge     | C           |
| <u>Perenniporia phloiophila</u>  | bark rot               | C           |
| <u>Platycotis vittata</u>        | oak treehopper         | C           |
| <u>Polyporus dryophylus</u>      | heartwood rot          | C           |
| <u>Tillandsia usneoides</u>      | Spanish moss           | C           |