



# Organic Seeds

Open-pollinated Varieties | Organic Breeding

Vegetables | Herbs | Flowers

2023 | 2024





Organic.  
Fair.  
Dynamic.

### Extended period of use – catalogue 2023 | 2024



In the current situation it seems more important than ever to manage our resources carefully. We have therefore decided to extend the period of our main catalogue to two years and only send out the comprehensive document with all the variety information by post every second year. We will of course continue to send details about new varieties and changes in the range available on an annual basis as well as interesting subjects arising from breeding and production. Information concerning the availability of individual varieties and other up-to-date information about our products will continue to be accessible via our online shop.

# Dear organic gardeners,

“Keep the organic spirit alive“. With these words, organic pioneers throughout the world are inviting to follow the consistent organic path and work towards the future without dipping into gene technology. With about 500 varieties available in this catalogue and in our online shop, we would like to enable the fields and gardens of tomorrow to be populated with consistently organic varieties that breed true.

Drought and other extreme weather conditions have of course also made the production of seed more difficult. There are limited options for dealing with such unforeseen circumstances such as new cultivation procedures, alternative growing sites for particularly sensitive crops, irrigation and protected cropping. In any case, it means that the production of seeds entails higher costs which cannot be borne solely by the producers. You can read about the price implications of this on page 7. This year, there is a separate price list where you will find the new prices. In addition, we have decided to send you a comprehensive catalogue only every two years in order to save precious resources.

Could gene technology help to mitigate the effects of climate change? The new form of gene technology is presented in many places as a simple solution because the procedure supposedly enables specific genes to be changed and thus facilitate the development of drought resistant varieties. The important work of IG Saatgut deals with this attempt at green washing by the biotech lobby.

Warm greetings on behalf of the whole Bingenheim team

Petra Boie

Martin Timmermann

Our valued colleague Gebhard Rossmannith, who is retiring from the Council of Bingenheimer Saatgut AG after 21 years, continues to be active in the campaign against the creeping of gene modifying technology in plant breeding. He is also putting a great deal of effort into developing an appropriate registration procedure for organic seeds. Dr. Martin Timmermann is a new member of our Council. In his professional life with biodynamic cereal breeding he has occupied himself with a digital market place for organic raw materials and the development of a sustainable business model. Apart from him, further 17 colleagues have found their way to Bingenheim.

In order to continue improving our product range and be more sustainable, we are grateful for your feedback, whether on the quality of our seeds or the services we offer. It is particularly important for us to communicate more intensely with you in these uncertain times so that together we can find the path towards an ecological future.



# Contents *Season 2023/2024*

## Novelties and explanations 6

### Vegetables

#### Legumes

Peas	13
Field peas	13
Garden peas	13
Sugar peas	14
<b>Beans</b>	
French bean	14
Pole bean	16
Runner bean	17
Spaghetti bean	18
Broad bean	18
Edamame-Soybean	19

#### Brassicas

Cauliflower	19
Broccoli	20
Chinese cabbage/Pak choi	21
White cabbage	21
Red cabbage	23
Savoy	24
Brussels sprouts	25
Kohlrabi	25
Curly kale	27
Turnip	28
Swede turnip	28

#### Roots and tubors

Radish	29
Winter radish	30
Salsify	30
Beetroot	31
Carrots	32
Parsnips	34
Parsley root	35
Celeriac	36
Pascal celery	37
Florence fennel	37

#### Leaf vegetables and salads

Spinach	38
New Zealand spinach	38
Malabar spinach	39
Spinach beet	39
Rocket	40
Wild Rocket	41
Bucks Horn Plantain	41
Namenia	42
Chinese leaves	42
Cress	43
Corn salad	43
Winterpurslane	44
Butterhead lettuce	45
Iceberg	47
Batavia	48
Cos lettuce	49
Oak leaf lettuce	50
Leaf lettuce	51
Baby Leaf	52

Endive	53
Chicory Sugar loaf	53
Zuckerhut	53
Catalogna	54
Radicchio	54
Chicory	54

#### Fruiting vegetables

Squash	55
Melons	58
Ridge cucumbers	58
Salad cucumbers	59
Courgette	61
Pepper	62
Bell pepper	63
Chili pepper	65
Tomatoes	66
Normal	67
Beefheart tomatoes	68
Plum tomatoes	69
Cherry/cocktail-tomatoes	69
Balkony tomatoes	71
Wild tomatoes	71
Outdoor tomatoes	71
Aubergine	72
Physalis	72
Sweet corn	73

#### Onion family

Leeks	74
Onions	76
Bunching onion	77

#### Onion sets and garlic cloves

Onion sets	78
Winter onion sets	79
Garlic cloves	79

#### Green manures

	80
--	----

#### Herbs

Basil	88
Savory	89
Borage	89
Watercress	93
Dill	89
Tarragon	91
Winter Tarragon	91
Russian Tarragon	91
Garden fennel	90
Chervil	89
Coriander	90
Caraway	89
French sorrel	90
Lavender	90
Lovage	90
Sweet Marjoram	90
Pot Marjoram	90
Oregano	90
Parsley	91



Burnet	91
Sage	92
Chives	92
Garlic chives	92
Cutting celery	92
Black cumin	92
Chop suey greens	92
Thyme	92
Land cress	93
Hyssop	93
Lemon balm	93

**Flowers**

Summer flowers	94
Ornamental grass	112
Summer flower mixtures	112
Wild flowers	113
Varieties for professional flower growers	114

**Portrait**

Farm profile pages	117
--------------------	-----

**Background**

Bingenheimer Saatgut AG	121
-------------------------	-----

**Prices / Distribution**



Prices, general terms and conditions and order forms can be found in the attached price list. The information is valid until a new price list is published.

What we offer you -

# High Quality, Fair Prices, A Responsible Way of Working

## Seed is valuable



Seed is much more than a means of production. It is the starting point for the creation of our food, and bears within it the whole stream of cultivated plant development from the past into the future. Maintaining it for the sake of future generations is one of our goals. In order to achieve this, we work together with our colleagues the breeders, growers and seed customers to secure the further development of organic seed production.

With this in mind, our aim is to supply a wide range of open pollinated varieties, seed of the highest quality at fair and reasonable prices and provide an efficient and fast service to customers as well as reliable colleagues.

## Checked and tested



We set great store on the high quality of our seed. In order to meet these rigorous standards, the seed has to undergo numerous tests before being offered for sale. Once in the warehouse, the quality is routinely and regularly checked so that any decline in germination rates is picked up on and the items removed from sale.

**Germination:** Germination tests are carried out according to ISTA (International Seed Testing Association) guidelines. The germination capacity indicated on the packet is true at the point of sale. The actual results of our germination tests are published on our website: [www.bingenheimersaatgut.de/kfinfo.php](http://www.bingenheimersaatgut.de/kfinfo.php).

The Bingenheimer Saatgut AG sets its own minimum germination standards for each variety, which are higher than the general minimum required germination rate.







**Plant vigour test:** This is in effect a stress test. The seedlings have to show strong growing power under challenging conditions. This test, developed for the different kinds of vegetables, is modelled on the so-called "Maiskaltkeimtest in Ziegelgrus" of the ISTA Standards.

**Plant health tests:** Testing for seed borne diseases is undertaken inhouse or in cooperation with the plant protection agency in Wetzlar and other institutes. Seeds are naturally never completely (sterile) free of fungus spores or other micro-organisms but if a significant number of pathogens are discovered in a seed lot, a warm water treatment is given. Only if the treatment is shown to be successful, are the seeds offered for sale. The health of plants growing out on the field is however not only dependent on seed quality but on other factors too including environmental conditions, growing methods etc.

ducers for the 2022 harvest by 5 % across the board. For certain crops with above average production risks or high labour costs an additional payment has been made. For the coming season we are therefore increasing the sales price by an average of 5 %.

*For a summary of our prices, please see the attached price list.*

**Variety Development Payment:** For those varieties which have been registered in the name of Kultursaat e.V. we make a payment towards variety development. This applies to all varieties including those which are no longer protected. It is a payment towards the maintenance of a variety (maintenance breeding) and the development of new ones (plant breeding). These payments are taken into account when calculating the price of our seeds. Through buying our seed the consumer also participates in the maintenance and breeding of varieties.

## Common Pricing Structure



The seed being offered by us is produced according to organic production standards and the high quality demanded by the 'Initiative Group for Biodynamic and Organic Vegetable Seeds'. It is therefore important to ensure that the production of this valuable seed remains a viable proposition for those producing it. This applies particularly in response to the more difficult growing conditions resulting from climate change. We have been helping to meet these increased costs for a number of years - for irrigation or reduced yields - through an additional payment. Determining the price of more than 500 items is a demanding process: We have many discussions with our producers who have a strong voice in the partnership through the advisory board and also involve customers and those responsible for processing and quality control here at Bingenheim. We have already increased payments to pro-







## Organic Certification



In order to market the products as organic, they need to carry an EU organic certificate. Beyond this, we are also certified to the strict standards of Demeter, Bioland and Naturland.

To ensure our compliance we are inspected annually by DE-ÖKO-007 and the three producer organisations. The certificates are published on our website under: Service & Info/Certificates.

**Availability:** Due to unfavourable weather conditions during the growing season it may well be that not all the varieties have been tested and cannot be sold. If this is known prior to going to press there will be a note indicating that a variety is 'currently unavailable'. Due to pressure of time when producing the catalogue some seed lots may not yet have been tested. Despite careful planning it may therefore happen that an advertised variety is not available. The entire stock is likewise dependent on its being suitable for sale - we hope for your understanding. The current availability of specific varieties can always be found by visiting our online shop.

## Simple ordering - reliable and quick processing



Order forms are attached to the separate price list. We are happy to take your order without a form too by email, fax and of course by telephone (see contacts on the next page) or use our online shop which allows you to automatically check the current availability of seed. Simply place the varieties, quantity and articles required into the shopping cart and order.

We are happy to supply you with larger quantities than those offered on the price list. In this case, don't hesitate to contact us.





# Professional gardening consultants

---



**Stefan Donike**

+49 (0) 6035 1899-31  
[stefan.donike@bingenheimersaatgut.de](mailto:stefan.donike@bingenheimersaatgut.de)



**Jörg Schlösser**

+49 (0) 6035 1899-37  
[joerg.schloesser@bingenheimersaatgut.de](mailto:joerg.schloesser@bingenheimersaatgut.de)



**Klaus Kopp**

+49 (0) 171 4428542  
[klaus.kopp@bingenheimersaatgut.de](mailto:klaus.kopp@bingenheimersaatgut.de)

**For Belgium/Netherlands/Luxembourg**  
**Voor professionele tuinders**



**Mieke Lateir**

+32 (0) 488 58 99 90  
[mieke.lateir@bingenheimersaatgut.de](mailto:mieke.lateir@bingenheimersaatgut.de)

## Bingenheimer Saatgut AG

Kronstraße 24 | 61209 Echzell-Bingenheim | Germany  
 Phone: +49 (0) 6035 1899-0 | Fax: +49 (0) 6035 1899-40  
 E-Mail: [info@bingenheimersaatgut.de](mailto:info@bingenheimersaatgut.de) | Onlineshop: [www.bingenheimersaatgut.de](http://www.bingenheimersaatgut.de)  
 Instagram: [@bingenheimersaatgut](https://www.instagram.com/bingenheimersaatgut) | Blog: [blog.bingenheimersaatgut.de](http://blog.bingenheimersaatgut.de)

# Novelties in our 2023 | 2024 catalogue

Scheduled to be available in our online shop in January 2023

### Improved assortment intake

For now, we only present those new varieties that are already reliably available in the usual high quality. However, further novelties are already in preparation and will be included in our range and therefore also in our online shop from January 2023. We will report on this in detail on our homepage and in our newsletters at the earliest opportunity.




## New breedings of the associations Kultursaat and Saat:gut

The breeders of the associations Kultursaat and Saat:gut breed new vegetable varieties according to biodynamic and bioorganic guidelines, placing special emphasis on taste, nutritional quality and robustness.



**G796**  
**Simona**  
 S. Vornhecke  
   
 A green, flat-round turnip with a narrow leaf base and exceptionally good flavour.



**G787**  
**Edward**  
 J. Jacobs  
  
 A white radish for the open ground with a slim, slightly rounded form and feathery leaves.





G768

**Wintersonne**

H. P. Christiansen

Healthy, vigorous yellow beet with a sweet and aromatic taste.



bioverita

Page 32



G813

**Kalomira**

U. Behrendt

Seedless mini cucumber with smooth skinned 18 cm long fruits and a fresh crisp taste.



bioverita

Page 60



G806

**Duttingold**

C. Matthes

Light yellow outdoor tomato with high resistance to Phytophthora and firm, aromatic fruits.



bioverita

Page 68



G814

**Donnavita**

F. Jordan

A fast-growing plum tomato with firm 50 g fruits and a sweet, mildly aromatic taste.



bioverita

Page 69



G798

**Datella**

F. Jordan

A red cherry-date tomato with an open tall growing habit and firm fruits between 10-15 g.



bioverita

Page 70



G780

**Lea**

I. Attrot

Low growing outdoor aubergine with oval purple-white streaked fruits.



bioverita

Page 72

**Further vegetable novelties**

We are expanding our range with diverse varieties of different vegetables such as a dark red Catalogna, a hot chilli and our first sweet onion.



G805

**Hokkai Green**

Japanese Edamame variety with particularly attractive pods and large beans.

Page 19



G797

**Catalogna 'Rossa Italia'**

b-d EHZ

An erect Catalogna variety with deep red midribs and dark green serrated leaves.

Page 54





**G804**  
**Red Gunda**

b-d EHZ  
High yielding, hot chilli with red fruits on upright growing plants.

Page 65



**G809**  
**Rio Grande**

b-d EHZ  
A determinate red plum tomato with very firm fruits weighing approx. 130 g.

Page 69



**G808**  
**Yellow Sweet Spanish**

A medium large copper-coloured onion with firm skin, very good for storage.

Page 77

**Flower novelties**

Our three flower novelties are sure to not only win the hearts of bees and insects, but also a place in colourful summer bouquets. Especially our two sunflower varieties impress with their long vase life.



**B647**  
**Dog Chamomile**

*Anthemis tinctoria*  
Uncomplicated compact perennial with golden yellow flowers and a long flowering period.

Page 101



**B641**  
**Sunflower 'Tamino'**

b-d EHZ  
*Helianthus annuus*  
Wonderful large flowers for cutting with golden petals and large, black centres. A particularly harmonious flower structure.

Page 105



**B642**  
**Sunflower 'Sinja'**

b-d EHZ  
*Helianthus annuus*  
A sunflower with a specially large number of upright orange-yellow flowers whose form, colour and size are very uniform.

Page 106





# Peas *Pisum sativum*

**Direct sowing:** Field peas and Sugar peas from March  
Garden peas from beginning of April

**Planting distance:** 30-45 x 3 cm or double rows with support and 60-80 cm path

**Optimal amount of plants:** 80 plants/m<sup>2</sup>

**Sowing depth:** 3-5 cm

**Amount of seed needed:** ca. 2 kg/a; ca. 30 seeds per running metre

**Thousand Grain Weight:** 180-250 g

**Multiplier:** BOL, HOH, MTB, ROS, SR, TRO, TRP



## Field peas

The pea grains are high in starch and can be dried for use. They are ripe when the pods are dry.



**G150**

### Kleine Rheinländerin

b-d EHZ

Traditional, early, high yielding variety with long pods and dark green seeds. Grows up to 40-50 cm high. Relatively frost-hardy for earliest sowing.



**G775**

### Blauwshokker

Very heavy yielding, early maturing pea growing up to 1.8 m with prolific, branching leaf growth. Deep purple blooms and similarly coloured pods of great ornamental value. The peas are green. Pods are highly uniform and keep well.



**G155**

### Wunder von Kelvedon

b-d EHZ

Short, early maturing variety with long dark green pods. Heavy cropping and resistant. Grows up to 50-70 cm high. Flavour is particularly sweet and aromatic.



**G156**

### Ambassador

Well known variety used fresh and for processing. Grows up to 80 cm high. Mid-season variety. The pods are about 8 cm long with a blunt ended shape. 8-9 dark green peas per pod. Its TGW is about 200 g. A particularly resistant variety (especially against powdery mildew) and hence suited to late sowings.



## Garden peas

They should only be used when fresh, since the peas will not become soft again once dried. They can be harvested when the seeds have reached the full size of the pod.



G161

### Ambrosia

b-d EHZ

Traditional, medium early mangetout producing a good yield. Mid green pods. Grows up to 70 cm. Very sturdy, so a support is not necessary.



G676

### Sweet Horizon

Medium late to late mangetout variety with 9-10 cm long and 22 mm wide pods. Fine dark green, sweet pods which remain tender and crisp for a long time. Healthy plants which grow somewhat taller than Ambrosia. The provision of support is recommended. Resistant to Fusarium, powdery mildew and Ascochyta.



## Sugar peas (mangetout)

Sugar peas are eaten in the pod, since their pods, unlike those of scarf peas and mark peas, do not form a hard parchment layer.

## French beans *Phaseolus vulgaris var. nanus*

**Direct sowing:** beginning of May till mid of July

**Planting distance:** 40-60 x 8-10 cm

**Optimal amount of plants:** 0.8-1.2 kg/a; 15-20 seeds per running metre

**Sowing depth:** 2-3 cm

**Amount of seed needed:** 30-35 plants/m<sup>2</sup>

**Thousand Grain Weight:** 200-620 g depending on variety

**Multiplier:** AM, AUG, BOL, DAS, DHS, JOJ, PN, RGP, SEK, SR, WDA



Variety	Pod colour	Pod cross section	Pod length	Pod thickness	Ripening	TGW	Seed colour
Saxa	light green	round	12-13 cm	9-10 mm	very early	380 g	brown
Marona	mid green	round oval	17-18 cm	9-10 mm	very early	340 g	brown
Maxi	mid green	round	18-20 cm	10 mm	early	445 g	brown
Brigit	dark green	round	12-15 cm	8-9 mm	medium late	230 g	white
Domino	dark green	flat oval	12-13 cm	7-8 mm	late	180 g	white
Cupidon	mid green	round	16-20 cm	8-9 mm	medium early	270 g	dark brown speckled
Caruso	green	round	17-19 cm	8-9 mm	medium late	260 g	brown/violet
Sanguigno 2	light green/red flamed	flat oval	10-15 cm	flat	medium early	620 g	light brown - speckled brown
Helios	light yellow	round	16-18 cm	9-10 mm	early	450 g	black
Purple Teepee	violet	round	12-15 cm	9-10 mm	medium early	450 g	brown

## green podded



G120

### Saxa

b-d EHZ

An old proven variety. Medium length, light green pods. Very early and good yielding. Germinates well and hence is suitable for growing under exposed conditions. Pod length 12-13 cm. Rich flavour.



G124

### Marona

Kultursaat EHZ

Marona is a very early, long podded, round shaped variety. Early high yielder. Robust variety, particularly suitable for the first sowings and for growing under exposed conditions. Excellent, aromatic flavour. Pod length 17-18 cm.







**G125**

**Maxi**

Kultursaat EHZ

Upright growth with pods hanging above the leaves (bell type), easy to harvest. Pod length 18-20 cm. Early ripening and high yielding. Somewhat coarser pods.



**G716**

**Brigit**

C. Henatsch

Tall growing fillet bean with dark, very straight, medium long pods. Good standability and high yielding potential. Medium to late growing season. Very good flavour.



bioverita



**G627**

**Domino**

Late ripening variety with dark green, short pods. Pod length 12-13 cm with a diameter of 7-8 mm. Good length to thickness ratio. Uniform fruit development, suitable for single harvest. High yield. Resistant to Pseudomonas (PSP), Ascochyta (CL) and mosaic virus (BCMV).



**G128A**

**Cupidon**

Late seeding fillet bean with a long harvesting window. The pods develop partially over the leaves making harvesting easier. Pod length 16-20 cm. Resistant to mosaic virus (BCMV) and Ascochyta (CL). Cupidon has a delicate aromatic flavour.



**G129**

**Caruso**

b-d EHZ

Long podded, medium late fillet bean. Pod length 17-19 cm. High yields of very uniform beans. Resistant to mosaic virus (BCMV) and Ascochyta (CL). Robust, stable variety.



**G146**

**Sanguigno 2**

b-d EHZ

A vigorous dwarf French bean with broad, pale green, red-speckled pods that turn green when cooked. Healthy, strong and drought-resistant plants that have a tendency to trail. Can be used fresh as pods, half-ripe for podding or as fully dried beans. Very long harvesting period because the flavoursome pods remain tender even if left too long on the plant.



**G132**

**Helios**

T. Heinze

Vigorous and robust yellow French bean with slightly curved pods. Pod length 16-18 cm. Early and productive, black seeds. Good flavour.



bioverita



yellow podded

blue podded



**G147**

**Purple Teepee**

b-d EHZ

Second early variety with purple pods which turn dark green when cooked. Pods hanging above the leaves (bell type). Pod length ca. 12-15 cm, seeds pale brown. Specially suited for the fresh market.



# Pole beans (Climbing French beans) *Phaseolus vulgaris var. vulgaris*

**Direct sowing:** beginning of May till end of June

**Amount of seed needed:** ca. 1,000 seeds/a

**Planting distance:** ca. 50 x 30-40 cm, ideal are double rows with ca. 50 cm apart and 120-150 cm path

**Thousand Grain Weight:** 370-525 g depending on variety

**Optimal amount of plants:** 6-8 plants/m<sup>2</sup>

**Multiplier:** BGH, BOL, DLB, EYS, FRE, HEP, HOE, KAH, LSA, QBT, RGP, SR, WB, WIT

**Sowing depth:** 2-3 cm



Variety	Growing situation	Pod colour	Pod cross section	Pod length	Time to maturity	Ripening	TGW	Seed colour
Trebona		mid green	flat oval	25-27 cm	81 days	early	500 g	white
Helda		mid green	flat and wide	24-26 cm	90 days	medium early	525 g	white
Cobra		dark green	round	20-21 cm	81 days	early	500 g	black
Neckarkönigin		dark green	round oval	27-28 cm	91 days	medium early	490 g	white
Golden Gate		deep yellow	flat and wide	24-26 cm	90 days	medium early	445 g	white
Neckargold		deep yellow	round oval	23-25 cm	90 days	medium early	370 g	white
Brunhilde		blue	round oval	25-27 cm	91 days	medium early	420 g	brown
Preisgewinner		mid green	flat oval	25-28 cm	95 days	medium late	1 kg	violet

= under glass = open ground

## green podded



**G133**

### Trebona

Kultursaat EHZ

Early, high yielding variety. Specially recommended for growing in a greenhouse. Pods are flat oval shaped, very long, ca. 13-14 mm wide. Uniform development of beans.



**G622**

### Helda

b-d EHZ

Medium early, broad podded, green pole bean suited to both greenhouse and open ground. Strong and reliable with a long season.



**G647**

### Cobra

Early variety producing finely formed, dark green beans. Uniform, high yielding. In commercial horticulture especially recommendable for cultivation in the greenhouse. Fruits about 20 cm in length with a diameter of 7-9 mm. Resistant to mosaic virus (BCMV) and Ascochyta (CL).



**G136**

### Neckarkönigin

b-d EHZ

Robust, traditional variety. Very high yielding mid-season production. Long, fleshy and tender round pods. Can withstand unfavourable weather conditions. Specially recommended for outdoor cultivation. Strongly aromatic taste.







yellow podded



**G723**  
**Golden Gate**

A sturdy pole bean with broad, gleaming yellow pods. Well-spaced growing habit making it easy to harvest. Long harvesting period with regular yields. Resistant to Bean Yellow Mosaic Virus (BYMV). An intense, very good bean aroma.



**G139**  
**Neckargold**

b-d EHZ

Proven, high yielding speciality. Long, round pods of a deep yellow colour. Could be described as queen of the (Neckarkönigin) wax pod varieties. Suitable for greenhouse and outdoor cultivation.



**G139A**  
**Brunhilde**

b-d EHZ

Developed from Blauhilde of the (Neckarkönigin) wax pod type with blue, long, oval shaped, thick fleshy pods which turn green when cooked. Very productive and healthy. Suitable for greenhouse and outdoor cultivation. A commercial variety of exceptional flavour.



blue podded

**Runner bean**  
*Phaseolus coccineus*



**G139B**  
**Preisgewinner**

b-d EHZ

Red flowering; very long, fleshy pods, vigorous and productive. The beans are purple speckled with black. A favourite back garden variety. Can be eaten as green beans, half-ripe as shelled beans or dried as kidney beans. Recommended for outdoor cultivation.





# Spaghetti bean

*Vigna unguiculata*

**Raise in seed bed:** end of April till end of May for planting out from mid of May; start harvesting from mid of July

**Seed germination temperature:** 22-24 °C

**Planting distance:** 100 x 25-35 cm

**Optimal amount of plants:** 3-4 plants/m<sup>2</sup>

**Sowing depth:** 2-3 cm

**Thousand Grain Weight:** ca. 154 g

**Cultivation note:** should be cultivated more moist than pole beans

**Multiplier:** GAT, HOE, MRE, PEN



G699

## Canetti

A. Maaß



A variety with vigorous, uniform growth and bountiful leaves, mid to early season growth. Needs warmth, recommended for growing under glass or plastic. Attractive, somewhat crinkly pods, 50-60 cm in length and weighing about 20 g. Their pale green colour is clearly distinguishable from the leaves and makes them easy to harvest. Ready to pick after 70 days. About 4 to 8 weeks harvest window. Recommendation is to pick every two days. A harmonious slightly acidic taste reminiscent of potatoes. The pods can be eaten raw, the leaves (without stalk) can be eaten too. Suitable for stir-fried dishes.



# Broad bean

*Vicia faba*

**Raise in seed bed:** from end of January for planting out from beginning of March possible

**Direct sowing:** as early as possible in open ground, from end of February till approx. early May

**Seed germination temperature:** 5-10 °C

**Planting distance:** ca. 60 x 10 cm

**Optimal amount of plants:** 15-17 plants/m<sup>2</sup>

**Sowing depth:** 5-8 cm

**Amount of seed needed:** ca. 2 kg/a;  
10-12 seeds per running metre

**Thousand Grain Weight:** ca. 1,300 g

**Multiplier:** BOL, ERW, JOJ, RGP



G672

## Ratio

B. Vosselman

Low growing, very early broad beans. Bright green, shiny fruits. Sturdy plants. Somewhat faster development than Frühe Weißkeimige.



G142

## Frühe Weißkeimige

b-d EHZ

Early variety, turns brown when cooked. Seeds set well with beautiful thick pods (ca. 18 cm long) with large white beans. Robust variety with reliable yields.



### Did you know?

The root node bacteria on the roots of broad beans supply the plants with nitrogen from the air. This makes the bean an excellent previous crop for many vegetables.

An early sowing has a positive effect on yield as well as on plant health. This helps to prevent broad bean weevil and blackfly.



G140

## Hangdown grünkernig

b-d EHZ

Green seeded, mid season hardy variety. 4-5 medium sized beans produced in long hanging pods. Very good yields. Beans remain tender and green when cooked.



# Edamame-Soybean

*Glycine max*

**Raise in seed bed:** from April for planting out from beginning of May

**Direct sowing:** beginning of May till end of June

**Seed germination temperature:** ca. 20 °C

**Planting distance:** ca. 50 x 10 cm

**Optimal amount of plants:** 20-25 plants/m<sup>2</sup>

**Sowing depth:** 3-4 cm

**Amount of seed needed:** 1-1.2 kg/a; 15-20 seeds per running metre

**Thousand Grain Weight:** ca. 425 g

**Multiplier:** GSO



**G724**

## Green Shell

An early Edamame-Soybean with particularly large beans. Can be grown on warm sheltered sites as far as northern Germany. Rich pod colour, fine well-rounded flavour, good yield. Should be harvested when still soft as with dwarf beans. Growing period around 100 days.



**G805**

## Hokkai Green

Japanese Edamame variety with particularly attractive pods and large beans. Grown like Green Shell and ready for picking about 1 week later. Good yield potential. Healthy and stable plants with compact growth. Fine, well rounded flavour.



**Z045** (sufficient for 150 g seeds)

**Z046** (sufficient for 1 kg seeds)

## LegumFix

**Rhizobium for inoculating soya beans**

Soya rhyzobium (*Bradyrhizobium japonicum*) for inoculating Edamame soy beans. Inoculation can increase the yield by up to 20 %. Cultivation without inoculation is however also possible.



# Cauliflower *Brassica oleracea var. botrytis*

**Raise in seed bed:** from end of January for planting out from mid of March

**Seed germination temperature:** 15-20 °C

**Planting distance:** 60-75 x 50 cm

**Optimal amount of plants:** 2.5-3 plants/m<sup>2</sup>

**Sowing depth:** ca. 1 cm

**Thousand Grain Weight:** 3-4 g

**Precision seed:** at least 90 % germination

**Multiplier:** PAN, SR



■ Planting ■ Harvest

## Cultivation guide Cauliflower

Variety	Plants/ha	Planting to harvest	Jan	Feb	Mar	Apr	May	Jun	Jul	Aug	Sep	Oct	Nov	Dec
Odysseus	30-35 thsnd.	70 days			■	■		■	■			■	■	
Amabile	27-30 thsnd.	70-75 days			■	■		■	■					
Neckarperle	30-35 thsnd.	70 days			■	■		■	■			■	■	
Tabiro	27-30 thsnd.	90 days						■	■				■	■
Daniel	27-30 thsnd.	95 days			■	■			■	■			■	■





**G199**  
**Odysseus**

J. Jacobs  
Early, very quick growing cauliflower. Pure white, solid, somewhat lighter heads. Specially suited for early planting under cover and outdoors as well as for autumn production. Leaves should be folded. Uniform harvest period. 8-10 graded. An especially good flavour.



**G697**  
**Amabile**

M. Groen  
Very early cauliflower with tightly crinkled, dark, grey-green leaves and low growing habit. Matures relatively uniformly and therefore has a short harvesting window. Forms healthy and heavy, very solid white heads. High percentage of grade 8 selections. Good resistance against graininess. Fine, delicate taste.



**G201**  
**Neckarperle**

b-d EHZ  
Traditional variety. Forms well rounded, finely structured and pure white heads which can be harvested over a long period. The strong and open leaves can be easily folded in later. Not recommended for summer planting. Good flavour. Speciality for amateur gardeners.



**G203**  
**Tabiro**

J. Jacobs  
Vigorous, very late autumn variety. Resistant and self covering. The medium sized yet heavy flower heads are creamy coloured, firm and of very good quality. Special, mild, aromatic flavour.



**G700**  
**Daniel**

J. Jacobs  
Relatively low growing cauliflower with heavy, firm and well-covered heads. Homogenous stock. Very late variety. Uniform selection with a high percentage of grade 8 selections. Good harvest quota. Suitable for spring and autumn production, the first positive results for summer cropping are available.



Cabbage

# Broccoli

*Brassica oleracea var. italica*

**Raise in seed bed:** mid of May till beginning of July for planting out from mid of June till beginning of August; start harvesting from beginning of August till mid of October

**Seed germination temperature:** 15-20 °C

**Planting distance:** ca. 50 x 50 cm


**Optimal amount of plants:**  
ca. 4 plants/m<sup>2</sup>

**Sowing depth:** ca. 1 cm

**Thousand Grain Weight:** 4-6 g

**Precision seed:** at least 90 % germination

**Multiplier:** PAN



**G643**  
**Calinaro**

T. Heinze  
Short growing plants with (for open pollinated broccoli) relatively large and heavy heads (350 g). Dark green and somewhat blunt shoots. Grows rapidly and matures in about 50 days. Long harvesting window. Suitable for market and backyard gardeners. For autumn production. Exceptional flavour.



**G717**  
**Rasmus**

C. Henatsch  
Vigorous semi-tall broccoli with grey-green leaves. Firm, relatively fine-grained and large heads. Growing period around 60-65 days. Solid flower stalk with no hollow spaces. A second harvest of sprouting broccoli is possible due to strong regrowth of sideshoots. Pleasant, mildy aromatic flavour.



# Chinese cabbage/Pak Choi

*Brassica rapa ssp. pekinensis/  
Brassica rapa ssp. chinensis*

**Raise in seed bed:** beginning of July till end of July for planting out from end of July till mid of August

**Seed germination temperature:** 18-22 °C

**Planting distance:** Chinese cabbage: ca. 50 x 40 cm; Pak Choi: ca. 30 x 30-40 cm

**Optimal amount of plants:** Chinese cabbage: ca. 5 plants/m<sup>2</sup>; Pak Choi: 8-11 plants/m<sup>2</sup>

**Sowing depth:** ca. 1 cm

**Thousand Grain Weight:** 2.5-3 g

**Multiplier:** APF, BGH, PLW



**G240**

## Granat

b-d EHZ

Mid to early Chinese cabbage with tall, slim, closed heads for the fresh market. For autumn growing only. Powerful aromatic flavour with good consistency and firm leaves. It is therefore ideal for steaming and stir fry.



**G771**

## Yorokobi

C. Nagel

Low growing, compact, dense Pak Choi of a medium to light green colour. Very broad, tender midribs on well placed leaves. Recommended for autumn cultivation. Good flavour, mild and sweet.



# White cabbage

*Brassica oleracea convar. capitata var. alba*

**Raise in seed bed:** end of January till mid of May for planting out from mid of March till mid of June

**Seed germination temperature:** 15-20 °C

**Planting distance:** early and small pointed headed cabbages ca. 50 x 40 cm  
summer and autumn cabbages ca. 60 x 50 cm, for smaller heads ca. 50 x 35 cm  
cabbages for processing ca. 60 x 60 cm

**Optimal amount of plants:**  
early and small pointed headed cabbages ca. 5 plants/m<sup>2</sup>  
summer and autumn cabbages ca. 3-4 plants/m<sup>2</sup>,  
for smaller heads ca. 5-6 plants/m<sup>2</sup>  
cabbages for processing ca. 2.5-3 plants/m<sup>2</sup>

**Sowing depth:** ca. 1 cm

**Thousand Grain Weight:** 3-4 g

**Precision seed:** at least 90 % germination

**Multiplier:** BGH, CHE, DT, GR, MRE, MWS, RJS



## Cultivation guide White cabbage

■ Planting ■ Harvest

Variety	Jan	Feb	Mar	Apr	May	Jun	Jul	Aug	Sep	Oct	Nov	Dec
Eersteling			■	■	■	■	■	■	■	■		
Berns			■	■	■	■	■	■	■	■		
Nagels Frühweiß			■	■	■	■	■	■	■	■		
Donator					■	■						
Holsteiner Platter					■	■						
Domarna												
Filderkraut					■	■						
Marwei					■	■						
Dottenfelder Dauer					■	■						
Türkis					■	■						
Dowinda					■	■						



## Fresh market

These varieties develop quickly, have more delicate leaves and should be harvested quickly once ripe. They can only be stored for a short time.



**G212**

### Eersteling

b-d EHZ

Fast growing pointed cabbage variety which matures in around 65 days. Suitable for the entire open ground season and for early crops under plastic. Matures uniformly and needs to be harvested quickly (within a week). Firm, compact heads (0.8-1 kg) with rounded tips. Light green, tender leaves with a mild cabbage taste.



**G686**

### Berns

U. Behrendt

Medium early, uniform, pointed cabbage head surrounded by relatively dark grey-green leaves. Harmonious head-to-leaf ratio and a point that is gently rounded. Matures some 10 days later than Eersteling. Medium sized heads 800-1000 g. Resistant to splitting. Suitable for growing outdoors throughout the season. Extends harvest when planted at the same time as Eersteling.



**G649**

### Nagels Frühweiß

Kultursaat EHZ

Very fast growing cabbage with small round heads (ca. 1-1.3 kg) and low growing habit. 60 days to maturity. Very uniform variety well suited for successional sowing and to supply the fresh market. Thrives outdoors all round the year.



**G215**

### Donator

D. Bauer

Excellent for slicing, with a high potential yield. Forms well rounded heads with firm internal leaf layering. Cultivation period ca. 120 days. Mildly aromatic taste, can also be recommended for coleslaw.



## Autumn and processing

These varieties of cabbage are suited for autumn harvesting. This cabbage is used for making sauerkraut, since its leaves are soft. It can only be stored for a short time.



**G216**

### Holsteiner Platter

Kultursaat EHZ

Vigorous, large headed variety with strong surround leaves. Flattish round head; good for sauerkraut, not suited for storage. Very good flavour.



**G645**

### Domarna

D. Bauer

Late maturing, uniform, processing variety with broad round heads on healthy plants. Leaf is firmer than Holsteiner Platter. Makes particularly tasty sauerkraut and can be used for juice production.



**G217**

### Filderkraut

b-d EHZ

Firm, mid to late cutting cabbage. Large, pointed heads ca. 5-8 kg. Very rich in sugars. Our strain is exceptionally tasty and especially for sauerkraut production. Matures in 95 days. Also recommended for consuming raw.



## Storage

This variety is recommended for storage and sale throughout the winter. It can be left in the field for a longer period of time but should be harvested before the first frost sets in. Suitable for longer storage.



### G218 Marwei

b-d EHZ  
Developed from Marner Lagerweiß. Medium sized, round and robust storage variety with firm heads. Ripens very late. About 130 days to maturity. Average weight 2-3 kg. Medium to large semi upright leaves. Store well.



### G219 Dottenfelder Dauer

D. Bauer  
Vigorous, short stemmed variety with regular shaped surrounding leaves. Firm, round to oval shaped head, short inner stem, stores well until January. Dottenfelder Dauer is good to eat and has a well round healthy flavour. Ideal for eating raw too. Average weight 1.5 kg.



### G220 Türkis

b-d EHZ  
Vigorous storage variety with a flat oval shaped head and striking leaf veins. The leaves are strongly ribbed and very healthy. Produces large heavy heads which store very well.



## Already spotted?

The bioverita seal marks organically bred varieties and guarantees adherence to the principles of organic breeding from the start.



### G221 Dowinda

D. Bauer  
Vigorous, heavy yielding store cabbage. The leaves are covered with a thick wax layer. The dense, closed head is elliptical in shape and with a very short inner stem. The variety is ideal for storing. Similar in taste to Dottenfelder Dauer but with a somewhat lighter aroma and less sweet.



## Red cabbage *Brassica oleracea convar. capitata var. rubra*

**Raise in seed bed:** end of January till end of May for planting out from mid of March till end of June

**Seed germination temperature:** 15-20 °C

**Planting distance:** early cabbages ca. 50 x 40 cm  
summer and autumn cabbages ca. 60 x 50 cm, for smaller heads ca. 50 x 35 cm  
cabbages for processing ca. 60 x 60 cm

**Optimal amount of plants:** early cabbages ca. 5 plants/m<sup>2</sup>  
summer and autumn cabbages 3-4 plants/m<sup>2</sup>, for smaller heads 5-6 plants/m<sup>2</sup>  
cabbages for processing 2.5-3 plants/m<sup>2</sup>

**Sowing depth:** ca. 1 cm

**Thousand Grain Weight:** 3-4 g

**Precision seed:** at least 90 % germination

**Multiplier:** BGH, SVO



## Cultivation guide Red cabbage

■ Planting ■ Harvest

Variety	Jan	Feb	Mar	Apr	May	Jun	Jul	Aug	Sep	Oct	Nov	Dec
Amarant			■	■	■	■	■	■	■			
Granat			■	■	■	■			■	■	■	
Rodynda					■	■				■	■	

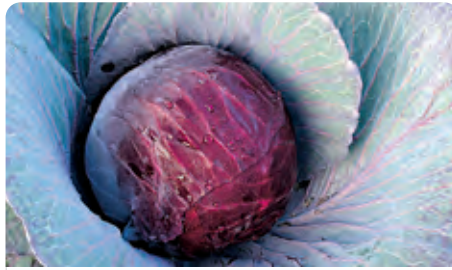




**G207**  
**Amarant**

Kultursaat EHZ

An early maturing red cabbage. Extremely short stemmed with horizontal leaves. Round medium sized heads. Can be harvested mid July from early plantings. A good delicate flavour.



**G209**  
**Granat**

Kultursaat EHZ

A very quick growing yet good storing variety of red cabbage. Stores well till Christmas. Well ribbed healthy leaves. Produces good yields even in areas with a shorter growing season. Good uniform and easily cleaned heads.



**G210**  
**Rodynda**

D. Bauer

Vigorous, short stemmed variety with a powerful root system and strong leaf growth. Dense, elliptical heads with a short inner stem. Short to medium term storage. Rodynda is sweet and aromatic, not strong in taste and with a good flavour. Suitable for eating raw.



**Savoy** *Brassica oleracea convar. capitata var. sabauda*

**Raise in seed bed:** end of January till end of May for planting out from mid of March till end of June

**Seed germination temperature:** 15-20 °C

**Planting distance:** early savoy ca. 50 x 40 cm  
autumn/winter ca. 60 x 50 cm

**Optimal amount of plants:** early savoy ca. 5 plants/m<sup>2</sup>  
autumn/winter 3-4 plants/m<sup>2</sup>

**Sowing depth:** ca. 1 cm

**Thousand Grain Weight:** 3-4 g

**Precision seed:** at least 90 % germination

**Multiplier:** BGH, DF, DT, RJS, SVO



■ Planting ■ Harvest

**Cultivation guide Savoy**

Variety	Jan	Feb	Mar	Apr	May	Jun	Jul	Aug	Sep	Oct	Nov	Dec
Vorbote 3			■	■		■	■					
Smaragd					■	■			■	■	■	■
Winterfürst 2	■	■			■					■	■	■

Cabbage



**G214**  
**Vorbote 3**

b-d EHZ

Earliest of the savoy useful for extending the range on offer in early and mid summer. Heads weigh 0.5-1 kg. Round to oval shape. Very good used freshly harvested from end of June to August. Well curled tender leaves, mildly aromatic taste.



**G213**  
**Smaragd**

A. von Schulz

Vigorous autumn variety with medium to dark emerald green, strongly crinkled surrounding leaves. Firm round to oval shaped heads, medium sized inner stem. Good and delicate flavour.



**G223**  
**Winterfürst 2**

b-d EHZ

Very late variety producing medium sized, finely wrinkled, firm, round to flattened shaped heads, with grey-green leaves. Develops very slowly. Good keeping qualities. Also suitable as an overwintering savoy for harvesting in early spring.



# Brussels sprouts *Brassica oleracea var. gemmifera*

**Raise in seed bed:** mid of March till beginning of May for planting out from mid of April till beginning of June

**Seed germination temperature:** 15-20 °C

**Planting distance:** ca. 75 x 50 cm

**Optimal amount of plants:** 2.5-3 plants/m<sup>2</sup>

**Sowing depth:** ca. 1 cm

**Thousand Grain Weight:** ca. 4.4 g

**Precision seed:** at least 90 % germination

**Multiplier:** MF, SVO



**G609**

**Idemar**

C. Matthes



Early to mid-season Brussels sprouts for harvesting up until December (160-170 days to maturity). Medium tall growth. Evenly distributed round and slightly oval sprouts. Not suitable for mechanical harvesting. Earthing up is recommended. Very good taste, mildly aromatic, bred for its flavour. Suitable for both market and backyard gardeners.

demeter

# Kohlrabi *Brassica oleracea var. gongylodes*

**Raise in seed bed:** for open ground: end of January till mid of July for planting out from mid of March till mid of August  
for greenhouse: beginning of December till beginning of January for planting out from beginning till end of February or sowing end of July for planting out from end of August

**Seed germination temperature:** 18-20 °C

**Planting distance:** greenhouse ca. 25 x 25 cm  
open ground ca. 30 x 30 cm

**Optimal amount of plants:** greenhouse ca. 16 plants/m<sup>2</sup>  
open ground 11-12 plants/m<sup>2</sup>

**Sowing depth:** ca. 1 cm

**Thousand Grain Weight:** 3.5-4.5 g

**Precision seed:** at least 90 % germination

**Multiplier:** BGH, DT, HBO, HOE, MF, RH, RJS, SR, SVO, WGWI



## Cultivation guide Kohlrabi

■ Planting ■ Harvest

Variety	Jan	Feb	Mar	Apr	May	Jun	Jul	Aug	Sep	Oct	Nov	Dec
Azur Star			■	■	■	■	■	■	■	■		
Lanro			■	■	■	■	■	■	■	■		
Rasko			■	■	■	■	■	■	■	■		
Fridolin			■	■	■	■	■	■	■	■		
Orinoko			■	■	■	■	■	■	■	■		
Enrico			■	■	■	■	■	■	■	■		
Blaro				■	■	■	■	■	■	■		
Blaril							■	■	■	■		
Superschmelz							■	■	■	■	■	■





G227

### Azur Star

b-d EHZ

The earliest and most beautiful blue outdoor variety. Suitable for growing in a heated or cold greenhouse, under plastic as well as for using throughout the outdoor growing season. Without a tendency to become woody, very bolt resistant. Azur Star has a beautiful, slightly flattened, round, deep blue, delicate swollen stem on a long stalk. Leaves of average strength and delicate leaf stalks. Very good flavour.



G228A

### Lanro

b-d EHZ

A well tried, white, round kohlrabi variety for early outdoor production as well as under fleece or plastic. Withstands cold, frost tolerant and bolt hardy. Latest autumn plantings until mid August. Tender stems with upright leaves and delicate leaf stalks.



G229

### Rasko

J. Jacobs

Kohlrabi for all year-round outdoor cultivation as well as early under glass. Slightly flat and round tuber with strong leaves. Semi erected leaves. Early to medium early maturing. Good uniform growth. Rich flavour, aromatic with a good amount of sweetness. A firm consistency without tending to woodiness.



G730

### Fridolin

J. Jacobs

A well formed homogeneous kohlrabi with creamy-white flattened 'bulbs'. Good stability, easy to harvest. Average leaf vigour. Medium to quick growth period, similar to Rasko. Suitable for growing outside throughout the year. Flavourful taste and pleasantly crunchy.



### Did you know?

Due to consciously avoiding the use of chemical pesticides, organic agriculture places great importance on resistance breeding. Varieties are referred to as resistant if they suffer little or no damage from living, harmful organisms like fungi, bacteria or viruses and when compared to susceptible varieties show minimal symptoms of disease. Symptoms may nevertheless occur in the case of very high disease pressure and the resistance barrier can be broken through by new strains of pathogen. Plants or varieties are referred to as tolerant if they are able to withstand the damaging symptoms of stress factors like drought, heat or nutrient deficiency. The expression of tolerance has no specific level but varies according to the plant's interaction with its environment.



G231

### Orinoko

J. Jacobs

Developed from Noriko. A mid-season white outdoor variety for growing in spring, summer and autumn. Large, flattened round, tender stems, long growing stem, upright and strong leaves even in summer. Withstands cold well.



G729

### Enrico

F. Ebner

A creamy-white variety with flattened round 'bulbs' that develops rapidly. Suitable for spring and autumn cropping. Develops 3-4 days faster than Rasko. Low tendency to split and to develop purple tints. Easy to harvest with a high quality. Pleasantly mild kohlrabi taste.



G232

### Blaro

A mid-season violet blue outdoor variety throughout the outdoor growing season. Leaves are semi upright, average in strength and with medium length leaf stalks. The tender fruiting stems of medium size are slightly flattened, round. Blaro is frost resistant and bolt hardy. Exceptional flavour.





G233

## Blaril

I. Randuja

Large, blue kohlrabi for late summer and autumn cultivation. Flat-round to round stems which despite their large size (up to 1 kg) remain tender and do not grow woody. They can be stored until March. Recommended planting distance: 40 x 30 cm.



G230

## Superschmelz

b-d EHZ

Butter soft, white to light green coloured giant kohlrabi which can grow to weights of up to 8 kg without becoming woody. Grows slowly and is bolt resistant. Planted at the beginning of July it produces stems weighing 1-1.5 kg. Keeps in store until March, very aromatic kohlrabi flavour.



## Curly kale

*Brassica oleracea var. sabellica*

**Raise in seed bed:** beginning of May till mid of June for planting out from beginning of June till mid of July

**Seed germination temperature:** 15-20 °C

**Planting distance:** ca. 75 x 45 cm

**Optimal amount of plants:** ca. 3 plants/m<sup>2</sup>

**Sowing depth:** ca. 1 cm

**Thousand Grain Weight:** 3-4 g

**Precision seed:** at least 90 % germination

**Multiplier:** JOJ, MW, PAN, QBT, RGP, RH, ROS



G225

## Halbhoher grüner Krauser

b-d EHZ

Traditional variety with a medium level of frost resistance and a good potential yield. For harvesting until January. Dark green, wrinkled, medium sized leaves. Outstanding flavour.



G226

## Westländer Winter

b-d EHZ

Half tall variety with fine, crinkly leaves and very uniform in growth. Beautiful, palm-like development, wind resistant and high yielding. The variety has a slightly sweet aromatic flavour.



G632

## Lerchenzungen

b-d EHZ

Medium tall variety with finely curled, narrow, slightly drooping leaves and very frost hardy. Speciality of North Germany with a good flavour.



G653

## Nero di Toscana

b-d EHZ

Very decorative form of kale (also known as black or Russian kale) with dark blue-green leaves and half-tall growth. Can withstand light frosts. Good flavour reminiscent of broccoli, does not require frost before harvest.



G743

## Red Russian Kale

Healthy, vigorous kale with purple stems and dark green, serrated leaves. The leaves are significantly softer than curly kale. Harvest as baby-leaf for salads or full grown for cooking. Medium hardy, planting distance 75 x 30 cm, for baby-leaf 15 x 10 cm. Mildly aromatic flavour.





# Turnip *Brassica rapa ssp. rapa*

**Direct sowing:** mid of March till beginning of August

**Planting distance:** 20-30 x 5-10 cm

**Optimal amount of plants:** 30-40 plants/m<sup>2</sup>

**Sowing depth:** 1-2 cm

**Amount of seed needed:** 15-30 g/a; 20-25 seeds per running metre

**Thousand Grain Weight:** 2-4 g

**Optimal diameter of the root at harvest:** 8-10 cm

**Multiplier:** ARC, GST, PAN, PAV, SR



**G244**

## Golden Ball

b-d EHZ

Bright orange-yellow turnip with a rapid maturity time. Bolt-resistant, therefore good for early outdoor cultivation. Long harvest season, good storage quality. Healthy, strong foliage. Pleasant, relatively sweet flavour.



**G634**

## Petterson

b-d EHZ

Developed from Petrowski. Golden yellow, quick growing, flat topped turnip with good healthy leaves and uniform roots. Suited to spring and autumn production. Fine inset crown. Good storage quality.



**G669**

## Blanc globe a collet violet

b-d EHZ

Large, round turnip for growing throughout the year. White with a purple neck. Very quick growing with vigorous leaves. Quickest variety on offer. Bolt resistant and also suitable for early cropping. Good storage quality. White, very tender mild flesh with particularly mild, little sharp flavour and the consistency of a melon.



# Swede turnip

*Brassica napus var. napobrassica*

**Raise in seed bed:** beginning of March till mid of May for planting out from mid of April till mid of June

**Direct sowing:** mid of April till mid of June

**Seed germination temperature:** 15-18 °C

**Planting distance:** direct sowing ca.

40 x 15 cm

planting out ca. 40 x 30 cm

**Optimal amount of plants:** 7-8 plants/m<sup>2</sup>

**Sowing depth:** 1-2 cm

**Amount of seed needed:** 6-8 g/a;

6-7 seeds per running metre

**Thousand Grain Weight:** 2.5-3.5 g

**Multiplier:** GST



**G796**

## Simona

S. Vornhecke

A green, flat-round turnip with a low tendency for developing side roots and low mildew susceptibility. Narrow leaf base and hence easy to harvest. Relatively uniform roots with mid-green leaves. Bolt resistant and good storage capacity. Exceptionally good flavour.



**G245**

## Wilhelmsburger

b-d EHZ

Yellow turnip with a green top. A well formed, high yielding variety with solid flesh and very good keeping quality. Valuable winter vegetable. Can withstand an average amount of frost if the roots are earthed up.



# Radish *Raphanus sativus var. sativus*

**Direct sowing:** open ground: from mid of February (under fleece) till beginning of September  
cold greenhouse: from end of January till end of February or beginning till end of September

**Planting distance:** open ground 15-25 x 2-3 cm  
greenhouse 10-15 x 2-3 cm

**Optimal amount of plants:** open ground ca. 200 plants/m<sup>2</sup>  
greenhouse ca. 250 plants/m<sup>2</sup>


**Sowing depth:** ca. 1 cm

**Amount of seed needed:** 200-300 g/a; 20,000-25,000 seeds/a; 30-40 seeds per running metre

**Thousand Grain Weight:** 8-11 g

**Precision seed:** at least 90 % germination

**Multiplier:** BOL, ERW, GST, HUS, JOJ, SEK




Variety	under glas	early open ground	open ground summer	open ground autumn	Root colour	Root shape	Ripe-ning
Eiszapfen	•	•		•	white	cylindrical	early
Cherry Belle		•	•	•	cherry red	round	medium
Marike	•	(•)		(•)	scarlet	round	early
Sora		•	•	•	carmine	round	medium
Rudi		•	•	•	red	round	early
French Breakfast 2		•	•	•	red and white	cylindrical	medium




**G329**  
**Eiszapfen**

b-d EHZ  
Cylindrical, white, short leaved, 10-12 cm long radish. Quick growing and robust. Mildly spicy flavour.




**G330**  
**Cherry Belle**

b-d EHZ  
Short leaved, cherry red and quick growing. For open ground production in spring and early summer and autumn. Sow outdoors direct from end of March. Speciality for amateur gardeners.




**G331A**  
**Marike**

b-d EHZ  
Suitable for early production in heated and cold greenhouses as well as in open ground in spring and autumn, quick growing. Brilliant scarlet, round roots with fine roots and crown. Medium strong leaf growth. Tender, crisp consistency, firm flesh that doesn't burst easily. Fine mild flavour.




**G332**  
**Sora**

b-d EHZ  
A firm fleshed, crimson radish with a beautiful, round shape, medium long leaved. Sora remains crisp and tender for a long time even when it grows bigger. The best rooty taste.




**G334**  
**Rudi**

Kultursaat EHZ  
Short leaved radish which matures relatively early and develops in a very regular way. The root does not split easily, it is round, brilliant red, has a fine root and a stable leaf crown. Good for bunching. Also suitable for early and late cultivation in the foil greenhouse as well as for sowing from the beginning of December in the unheated greenhouse.



**G618**  
**French Breakfast 2**

b-d EHZ  
Medium long, cylindrical, red radish with white tip. Healthy tops that are not too erect. Grows rapidly, relatively short harvesting window. Mildly spicy flavour.





# Winter radish *Raphanus sativus var. niger*

**Direct sowing:** for bunching and single roots: beginning of March (under fleece) till end of April and mid of July till mid of August  
 forcing raddish: in cold greenhouse end of January till end of February or end of August till beginning of September  
 Autumn and winter radish: beginning of July till beginning of August

**Planting distance:** for bunching ca. 25 x 8 cm  
 single roots ca. 25 x 20 cm  
 Note: sow more thickly and thin out to the required spacing

**Optimal amount of plants:** for bunching ca. 50 plants/m<sup>2</sup>  
 single roots ca. 20 plants/m<sup>2</sup>

**Sowing depth:** 1-2 cm

**Amount of seed needed:** for bunching: 30-60 g/a; ca. 12 seeds per running metre  
 single roots: 30-60 g/a; 5-7 seeds per running metre

**Thousand Grain Weight:** 8-12 g

**Precision seed:** at least 90 % germination

**Multiplier:** HUS, JOJ, SEK, SR



G337

## Ostergroß rosa 2

b-d EHZ

Traditional, half long radish for bunching with dark pink skin, 20-25 cm long. Suitable for greenhouse cultivation, early and late season production outdoors. The dark, compact and strong leaves make for good bunches. When thinned out plants can be grown on to produce useful single radishes.



demeter



G633

## Laurin

J. Jacobs

Early to second early, medium sized, white forcing radish with high uniformity, ca. 25 cm long. Classic single roots. Suitable for early and late season production outdoors. Without a tendency to become stringy. Compact leaf with slightly reddish veins. Especially selected on flavour and tender consistency.



bioverita



demeter



New

G787

## Edward

J. Jacobs

White radish for the open ground with a slim, slightly round shape and feathery leaves. Smooth surface with minimal side root growth. Strong crown with ca. 30 cm long leaves. Roots 25 cm long. Medium length growing period, for the entire growing season. Good level of sharpness with sweetness and flavour.



demeter



G693

## Blauer Herbst und Winter

b-d EHZ

Long rooted autumn radish with purple skin and white flesh, 15-18 cm long. Stores well. A real speciality radish.



G335

## Runder schwarzer Winter

b-d EHZ

Ball shaped, black skinned, firm fleshed winter radish which will keep until March or April when stored. Sow in July. Direct sowing, distance between rows 25-30 cm, 10 cm between plants.



demeter

# Salsify

*Scorzonera hispanica/  
 Tragopogon porrifolius*

**Direct sowing:** as early as possible, from March till mid of May

**Planting distance:** ca. 30 x 3-7 cm  
 Note: sow more thickly and thin out to the required spacing

**Optimal amount of plants:** 50 plants/m<sup>2</sup>

**Sowing depth:** ca. 2 cm

**Amount of seed needed:** 100-150 g/a; ca. 40 seeds per running metre

**Thousand Grain Weight:** 10-13 g

**Multiplier:** GEY, SVO, WGWI, WH



G400

## Hoffmanns Schwarze Pfahl

b-d EHZ

Thick, firm fleshed and tender root. Deep, loose soil free of stones is important to achieve high quality. Stump rooted with virtually no forking. Fine black brown surface colour.



demeter



**G625**  
**Haferwurz**

b-d EHZ  
An old almost forgotten root vegetable. Cultivation and marketing as for salsify. Sweet aromatic flavour. In England it is known as Vegetable Oyster. Very decorative, purple flowers in the second year.



**Beetroot** *Beta vulgaris ssp. vulgaris var. conditiva*

**Direct sowing:** mid of April till mid of July

**Planting distance:** at least 30 x 5-10 cm

**Optimal amount of plants:** 50-60 plants/m<sup>2</sup>

**Sowing depth:** 3-4 cm

**Amount of seed needed:** normal seed: 50-100 g/a  
precision seed: 360,000 seeds/ha (75 cm between rows); ca. 25 seeds per running metre

**Thousand Grain Weight:** 14-20 g

**Precision seed:** at least 85 % germination

**Multiplier:** AUG, COL, DT, KIF, MTB, PLW, ROS, SR, SVO, TRO, WGWI



**Calibrated precision seed:**

Based on good experience with growing trials we offer precision beetroot seed calibrated in steps of 0.5 mm and no longer broken mechanically (technically-monogerm).

Precision seed is available ranging from 3.0 mm to 4.5 mm when on supply. The advantages of calibrated, non-broken seed include increased germinating ability, regular germination, easier sowing thanks to regular size of seeds, mainly mono- or dicotyledonous, technical monogerm.

**Precision seed in grain:**

Jannis, Robuschka, Gesche, Foniro, Tondo di Chioggia, Wintersonne



**G343**

**Jannis**

U. Kirchgaesser

Round to oval beetroot with a crown which is set back delicately. Because of its attractive shape, smooth skin, fine foliage and the fast development, it is specially suited for selling fresh in bunches as well for Baby Leaf production. Good keeping qualities. Mild in flavour; good for use in salad. Also available as precision seed (calibrated).



**G345**

**Robuschka**

U. Behrendt

Vigorous variety with a strong leaf. Round, smooth skinned, very good keeper with very uniformly dark red flesh. Equally well suited for using fresh, for storing and for processing, high potential yield. Pleasant fruity sweet flavour. Also good in salads. Also available as precision seed (calibrated).



**G695**

**Gesche**

H. P. Christiansen

Round variety with a smooth skin and dark red interior. Leaves of medium vigour and fine leaf nodes on the root. Homogenous and well set roots. The variety can be harvested by hand or with the harvesting machine. Stores very well. Sweet, pleasant taste. Also available as precision seed (calibrated).



**G341**

**Foniro**

b-d EHZ

Developed from Forono. Cylindrical type, uniform dark red colour, can be cut into regular slices when processed. Somewhat shorter season than Robuschka. For summer and autumn harvest. An agreeable mild sweet flavour. Also available as precision seed (calibrated).



**G347**

**Ägyptische plattrunde**

b-d EHZ

Short topped and early with dark red flesh. Specially good for early cropping. Speciality for amateur gardeners.







**G349**  
**Tondo di Chioggia**

b-d EHZ  
Speciality for the farm shop or farmer's market. Glowing bright red skin, striped white and red ringed on the inside. Pale green and relatively short leaves. Also available as precision seed (calibrated).



New

**G768**  
**Wintersonne**

H. P. Christiansen  
Round, yellow beet with good, healthy and up-right foliage. External colour is orange, inside it is yellow with delicate white rings. Rapid early development and uniform growth, smooth skin. Specially suited to fresh and direct marketing. A notably sweet and aromatic taste.



# Carrots *Daucus carota ssp. sativus*

**Direct sowing:** in open ground from March till early July at the latest, for bunching till end of July

**Planting distance:** 30-50 x 2-3 cm

**Optimal amount of plants:** bunching 120-150 plants/m<sup>2</sup>  
fresh market 120-200 plants/m<sup>2</sup>  
processing 80-120 plants/m<sup>2</sup>

**Sowing depth:** 1.5-2.5 cm

**Amount of seed needed:** bunching: 1.5-2.0 million seeds/ha; ca. 100 seeds per running metre  
fresh market: 1.2-1.8 million seeds/ha;  
80-100 seeds per running metre  
processing: 0.8-1 million seeds/ha;  
60-70 seeds per running metre

**Thousand Grain Weight:** 0.8-1.2 g

**Precision seed:** at least 85 % germination

**Multiplier:** AUG, BEM, BGH, BRU, COL, DH, FSI, HOH, JJ, MAL, MTB, MTZ, PLW, ROS, SR, SZB, VIV, WGWI, WIT



Carrots | Beetroot

Variety	Type	Growing season	Root shape	Use
Nantaise 2/Milan	Nantaise	90-110 days	cylindrical, medium long	bunching and fresh market
Nantaise 2/Fynn	Nantaise	100-120 days	cylindrical, long	bunching and fresh market
Vitella	Nantaise	100-120 days	cylindrical, long, slightly conical	bunching and fresh market
Treenetaler	Nantaise	ca. 120 days	cylindrical, medium long	fresh market, storage
Dolciva	Nantaise	ca. 130 days	cylindrical, long	fresh market, storage
Rodelika	Rote Riesen	140-150 days	slightly conical, stump rooted	fresh market, processing, storage
Robila	Lange Rote Stumpfe	150-160 days	cylindrical, slender, stump rooted	fresh market, storage
Solvita	Flakkeese 2	140-160 days	slightly conical	fresh market, processing, storage
Oxhella	Chantenay	120-140 days	conical	fresh market, storage
Weißer Küttiger	Chantenay	130-140 days	conical, short	fresh market, storage
Gelbe Gochsheimer	Flakkeese 2	140-160 days	slightly conical	fresh market, storage
Soletta	Flakkeese 2	100-110 days	conical	Bunching and fresh market



G286

**Nantaise 2/  
Milan**

M. Pickel

Early Nantes, suitable for early production of bunching carrots, for the fresh market as well as for later cultivation for the short term storage. Smooth and glowing orange skin when washed. Bunches can be harvested after 90 days. Narrow crown and fine leaves. Sweet, rounded, juicy fresh flavour.



G287

**Nantaise 2/  
Fynn**

U. Behrendt

Early/second early carrot with a cylindrical, long root, smooth skin and fine foliage. The root is mid orange and uniformly coloured. Graded very well and uniform. Fynn has a delicate aromatic sweet flavour and fine crisp consistency.



G773

**Vitella**

U. Behrendt

Slightly conical Nantes-type carrot with strong upright and healthy foliage. Early maturing, potentially high yielding and uniform variety. For a Nantes variety it stores well. Smooth skin, easily cleaned. Fine flavour that improves with storage.



Seed stems of the carrot variety Rodelika



G774

**Treenetaler**

H. P. Christiansen

Mid to late season Nantes type carrot with a 120 day to maturity. High yielding potential, rapid early growth, healthy foliage. The carrot is cylindrical, slim and medium broad. It has a firm and relatively smooth outer surface. Tendency for developing a green crown is minimal. Very good for storing. Powerful aromatic flavour.



G660

**Dolciva**

F. Ebner

Uniform Nantes type variety. With rapid early growth and strong healthy leaves, less sensitive to Alternaria. Grades well, less prone to splitting. Stores well. An intense, sweet carrot flavour. Particularly suitable for heavy soils.



G280A

**Rodelika**

D. Bauer

A vigorously growing variety with strong foliage. Large, stump rooted, smooth skinned carrots with an intensive orange red colour. Average yield. Very good for storing and large scale production, also for heavy soils. Strong sweetly aromatic flavour. Has a very high Brix value and hence ideal for producing high quality juice.




G281A

**Robila**

T. Heinze

Very long, slim, cylindrical stump rooted autumn and winter carrot. Very good keeping qualities. Evenly coloured and with a well developed sweet, mild, nutty, carrot flavour.



G668

**Solvita**

C. Henatsch

A vigorous carrot with a high potential yield for processing. A long truncated root type with a conical shape. Rapid early growth and very healthy, strong leaves. Strongly aromatic and sweet carrot taste.





Special shapes



**G288**  
**Oxhella**  
 T. Heinze




Oxhella has a unique medium sized, compact, conical shape and can be marketed as a speciality. Its foliage is very strong, stable and healthy. Roots are 12 cm long. Stimulating aromatic flavour and good internal colour.







**G731**  
**Weiße Küttiger**  
 b-d EHZ

Traditional, white carrot variety from Switzerland. Early to mid-season, fresh market and storage variety with a conical form. Particularly suited for selling in combination with other speciality varieties. Aromatic, slightly bitter taste.






**G744**  
**Gelbe Gochsheimer**  
 T. Heinze

Yellow, strong-growing, pointed carrot with high yield potential. Very healthy foliage and a long storage capacity. Aromatic flavour.



Look behind the scenes

Carrot seeds by nature have fine hairs which can cling to the fur of a passing animal and be carried away. That is why we have to process them with brushes. The hairs would otherwise cause the seeds to stick together and prevent them from being sieved or from passing through a sowing machine.



**G772**  
**Soletta**  
 T. Heinze




Conical carrot with violet outer skin and a playful range of yellow, orange and violet tones inside. A somewhat broader and courser crown but with a uniformity of form. Fast development (ca. 100 days). Do not sow too early, since violet carrots are particularly susceptible to damage from hail. Strong, long-lasting and sweet flavour.



Parsnips *Pastinaca sativa*

- Direct sowing:** March till June
- Time of maturity:** 200-220 days
- Planting distance:** 30-40 x 5-10 cm
- Optimal amount of plants:** 30-40 plants/m<sup>2</sup>
- Sowing depth:** ca. 2 cm
- Amount of seed needed:** 30-40 g/a; ca. 25 seeds per running metre
- Thousand Grain Weight:** 5-7 g
- Note:** all varieties available as calibrated seed, Specific sizes on request
- Multiplier:** FMÜ, KEL, KIF, MF, RGP, SR, UB, WGW



**G290**  
**Halblange Weiße**  
 Kultursaat EHZ



Very uniform and well formed wedge shaped roots with tall growing, strong and healthy leaves. Creamy white in colour, very high yielding variety.






G291

### Aromata

B. Horneburg

Aromata was developed from a gene bank variety using an intensive process of sensorial selection. Aromata has slim butter coloured roots. The special sweetness and well developed aroma of its firm and juicy roots make it highly suitable for raw consumption.



bioverita



G619

### White Gem

b-d EHZ

Slim, long, white roots with a good yield and little tendency to bolt. Foliage is somewhat stronger than the Halblange Weiße.



G745

### Schleswiger Schnee

H. P. Christiansen

Smooth-skinned, fairly white, beautifully formed parsnip. The crown is only slightly indented. Because it is not too wide at the top and it has particularly firm flesh, the Schleswiger Schnee can withstand the mechanical washing process (only rarely there are bruises) and stores well.



bioverita



## Parsley root

*Petroselinum crispum ssp. tuberosum*

**Direct sowing:** March till mid of June

**Planting distance:** 30-40 x 2 cm

**Optimal amount of plants:** ca. 150 plants/m<sup>2</sup>

**Sowing depth:** 1-2 cm

**Amount of seed needed:** 30-40 g/a; 50-60 seeds per running metre

**Thousand Grain Weight:** 1.3-1.5 g

**Note:** all varieties available as calibrated seed, Specific sizes on request

**Multiplier:** MTB, PAN, ROS, WGWI



G315

### Halblange

b-d EHZ

Forms a medium long, smooth and skittle shaped root. Produces a high yield and is comparatively easy to harvest. The plain leaves can be used like ordinary parsley. Has an intermediate level of resistance to downey mildew, hence valuable for leaf harvest in autumn. Growing time ca. 170-180 days.

Not available for the 2023 growing season.



G701

### Osborne

b-d EHZ

Medium early variety with a fine, long, extended root. Creamy white roots around 22-25 cm in length, high yielding potential. Uniform selection. Growing time ca. 180-195 days.



### Did you know?

Parsley can be subdivided into root parsley and leaf parsley. While the leaves of root parsley can be eaten, the roots of leaf parsley are not suitable for cooking. You will find varieties of leaf parsley under herbs, see page 91.



# Celeriac *Apium graveolens var. rapaceum*

**Raise in seed bed:** February till end of March for planting out from April

**Seed germination temperature:** ca. 20 °C

Note: Keeping seedlings warm enough will prevent bolting

**Planting distance:** ca. 40 x 40 cm

**Optimal amount of plants:** 6-7 plants/m<sup>2</sup>

**Sowing depth:** Germinates in light, lightly covered

**Thousand Grain Weight:** ca. 0.5 g

**Note:** All celery seed is tested for seed borne disease before it can be sold. If any trace of Septoria is discovered the seeds are given a warm water treatment to kill of the spores.

**Pelleted form:** at least 90 % germination

**Multiplier:** GR, HBO, MRE, PAN, PLW, RGP, RH, SR, WGWI



**G708**

## Athos

F. Ebner



Short stemmed celeriac variety with oval-shaped tubers. High tuber position and a small root base making it easy to harvest. Also suitable for early planting. High yield potential due to heavy weight of individual tubers. Suitable for bunching too. Strong and aromatic celery flavour. Check availability of pelleted form (primed) online.



**G402**

## Ibis

b-d EHZ

A quick growing strain with a smooth, oval round root. The leaves are fresh green, medium long and slightly drooping and particularly robust against Septoria. The small leaf crown simplifies cleaning. Its good resistance to bolting means it can be grown early under protection. Very good storage variety. Also available in pelleted form (primed).



**G404**

## Mars

b-d EHZ

Large sized, smooth skinned, oval round celeriac with white flesh, upright leaves, dark green and strongly resistant to Septoria. Keeps well in storage but can also be sold with leaf.



**G406**

## Monarch

b-d EHZ

Very large and very heavy, tankard shaped, pale coloured roots with a low set root base. Interior quality exceptionally white and firm. Not sensitive to celery leaf spot. Remains white when cooked too. Pleasantly mild, nutty taste, excellent for storing. Also available in pelleted form (primed).



Celeriac



**G707**

## Porthos

F. Ebner



Bolt-resistant celeriac suited to all growing periods, from early cultivation under fleece through to the normal May/June planting for storage. Specially resistant to Septoria. Tubers are round and smooth with a light coloured skin; bulbs are set medium high with concentrated root base for ease of harvest; leaves strong and upright. Powerful, aromatic celery flavour. Check availability of pelleted form (primed) online.



### Did you know?

Celeriac, stalk celery and leaf celery are distinguished from one another according to the part of the plant which is used. In the case of celeriac it is the root or bulb (thickened hypocotyl) that is used. The crop known as stalk celery by contrast, has strongly developed leaf stalks. Leaf celery has a similarity to parsley and its leaves are used for flavourings. That is why leaf celery is listed among the herbs on p. 92.

# Pascal celery

*Apium graveolens var. dulce*

**Raise in seed bed:** January till beginning of June for planting out from mid of March till mid of July

**Seed germination temperature:** ca. 20 °C

Note: Keeping seedlings warm enough will prevent bolting

**Planting distance:** ca. 30 x 30 cm

**Optimal amount of plants:** 10-11 plants/m<sup>2</sup>

**Sowing depth:** Germinates in light, lightly covered.

**Thousand Grain Weight:** 0.4-0.6 g

**Multiplier:** HOE



**G409A**

## Tall Utah

b-d EHZ

Mid to late maturing. Celery, deep dark green leaf colour and growth of medium height. Smooth green fleshy stalks 25-30 cm in length, excellent flavour. Grows strongly and yields well.



# Florence fennel *Foeniculum vulgare var. azoricum*

**Raise in seed bed:** mid of January till beginning of July for planting out from beginning of March till beginning of August

**Direct sowing:** May till mid of July

**Seed germination temperature:** 20-22 °C

**Planting distance:** ca. 30 x 30 cm

**Optimal amount of plants:** 10-11 plants/m<sup>2</sup>

**Sowing depth:** 1.5-2 cm

**Amount of seed needed:** direct sowing ca. 30 g/a; 18-20 seeds per running metre

**Thousand Grain Weight:** ca. 5 g

**Precision seed:** at least 85 % germination

**Pelleted form:** at least 85 % germination

**Multiplier:** BOL, FRE, SR



**G190**

## Fino

b-d EHZ

A variety of Florence fennel producing an ellipse shaped bulb. It is particularly bolt resistant and therefore also suitable for early cultivation. Also available in pelleted form (primed).



**G679**

## Selma

b-d EHZ

Fast growing, fine, white Florence fennel with a flattened round form. Strongly bolt-resistant and with a high yielding potential. Less susceptible to peripheral leaf browning. For the entire outdoor growing season.





# Spinach *Spinacia oleracea*

**Direct sowing:** spring: beginning of March till mid of April  
 summer: end of April till mid of July  
 autumn: end of July till mid of August  
 overwintering: end of August till mid of September

**Planting distance:** between rows ca. 30 cm

**Optimal amount of plants:** leaf spinach 160-220 plants/m<sup>2</sup>  
 spinach heads 80-140 plants/m<sup>2</sup>

**Sowing depth:** ca. 3 cm

**Amount of seed needed:** leaf spinach: 300-400 g/a;  
 60-80 seeds per running metre  
 spinach heads: 150-200 g/a; ca. 30-50 seeds per running metre

**Thousand Grain Weight:** 13-15 g

**Note:** all varieties available as calibrated seed, Specific sizes on request

**Cultivation note:** High risk of bolting from summer sowings.

**Multiplier:** HUS, PAN, ROS, TOS, TRO, WDA



**G410**

## Butterflay

b-d EHZ

For spring and autumn cultivation; also for overwintering. Very robust, fastest variety on offer. Strong, round-oval leaves, fresh green coloured.



**G415**

## Gammason

S. Vornhecke

Bred from Gamma. Slow growing, therefore also suited for later spring production. Smooth, round and very dark leaves.



**G412**

## Thorin

C. Henatsch

Improved Matador. High yielding, second early variety with large, tender leaves. For spring or autumn cultivation and for overwintering. Late to shoot. Slower growing than 'Butterflay'.



**G414**

## Winterriesen/ Verdil

B. von Wistinghausen

Large leaved, second early variety with rather tender leaves. Particularly suitable for autumn and winter cultivation. Very characteristic leaves with pointed tips at the lower end. Flavour is particularly aromatic and therefore best used raw in salad.



Spinach and similar

# New Zealand spinach

*Tetragonia tetragonioides*

**Raise in seed bed:** end of March till end of April for planting out from mid of May

**Seed germination temperature:** 18-24 °C

**Planting distance:** ca. 50 x 50 cm

**Optimal amount of plants:** 4 plants/m<sup>2</sup>

**Sowing depth:** 3-4 cm

**Thousand Grain Weight:** ca. 65 g

**Cultivation note:** Soak the seeds in warm water for 24 hours to encourage germination.

**Multiplier:** BOL, WH



**G687**

## New Zealand spinach

Low growing, wide spreading plant with fleshy, fresh green leaves. It can be used like spinach and eaten either raw or cooked. Germinates unevenly and is slow growing at first but then becomes a vigorous ground cover plant. Frost sensitive. Plants are rarely beset by pests or disease. Raising in a seed bed is recommended.



# Malabar spinach

*Basella rubra*

**Raise in seed bed:** mid of April till mid of May for planting out from mid of May; start harvesting from mid of July

**Seed germination temperature:** ca. 24 °C

**Planting distance:** ca. 40 x 20-25 cm

**Optimal amount of plants:** 10-12 plants/m<sup>2</sup>

**Sowing depth:** ca. 2 cm

**Thousand Grain Weight:** ca. 43 g

**Multiplier:** HOE, MWS, PEN, WGWI



G715

## Malabar spinach

Red stemmed, decorative climbing plant with fleshy leaves that can be either cooked or eaten raw. Leaves the size of a small plate can be harvested individually. A frost sensitive, warmth-loving plant for growing in protected sites or in the greenhouse. It is helpful to train the plants. The flavour of the leaves is reminiscent of young corn cobs.



# Spinach beet *Beta vulgaris var. vulgaris*

**Raise in seed bed:** for open ground: mid of March till beginning of June for planting out from mid of April till mid of July for overwintering in a cold greenhouse: beginning of September for planting out from beginning of October

**Direct sowing:** April till mid of June

**Seed germination temperature:** 18-20 °C

**Planting distance:** swiss chard ca. 40 x 30 cm  
perpetual spinach ca. 25-30 x 25 cm

**Optimal amount of plants:**

swiss chard 8-9 plants/m<sup>2</sup>  
perpetual spinach 13-15 plants/m<sup>2</sup>

**Sowing depth:** ca. 3 cm

**Amount of seed needed:** swiss chard: 50-60 g/a;  
8-10 seeds per running metre  
perpetual spinach: 100-200 g/a; 30-40 seeds per running metre

**Thousand Grain Weight:** 15-20 g

**Multiplier:** BRU, DHS, PLW, QBT, RGP, RJS, ROS, RS, SOL, SR, SVO, SWE, WGWI, WH



Variety	Growing situation	Leaf colour	Stem colour	Width of leaf stem
Glatter Silber 3	☞ ☞	dark green	white	broad
White Silver/Brilliant	☞ ☞	dark green	white	very broad
Lucullus	☞ ☞	fresh green	creme	narrow
Jessica	☞ ☞	dark green	white	broad
Verde da taglio	☞ ☞	green	creme	very narrow
Feurio	☞ ☞	dark green	red	mid broad
Pirol	☞ ☞	dark green	yellow	mid broad
Rainbow	☞ ☞	green/red	coloured: red, purple, orange, yellow	mid broad

☞ = under glass ☞ = open ground



G270

## Glatter Silber 3

Kultursaat EHZ

This Kultursaat-selection is a classic swiss chard with broad silvery white stems and dark green leaf. Robust, tall growing variety with good yields. With protection can also be overwintered. A particularly bolt resistant selection. Also available as calibrated seed: Item no.: G270 M



G746

## White Silver/Brilliant

b-d EHZ

Strong growing chard with very broad white leaf stems and dark green leaves. Well-filled core of the rosette and therefore a high individual plant weight. Relatively resistant to powdery mildew. Also available as calibrated seed: Item no.: G746 M



G272

## Lucullus

b-d EHZ

Perpetual spinach beet with a fresh, pale green colour and fine, slightly curled leaves. Exceptional flavour.



Spinach beet | Spinach and similar





G650

**Jessica**

ReinSaat



Compact, uniform, fast growing Italian spinach beet. Can reach a weight of 0.7-1 kg and is ideal for selling as a complete plant. Recommended planting in open ground from July for harvesting in September, also suitable for overwintering in cold greenhouse. Not suitable for spring and summer cultivation. Also available as calibrated seed: Item no.: G650 M



G675

**Verde da taglio (Schnittmangold)**

Low to medium tall growing green perpetual spinach beet with glistening fine green leaves and tender midribs. Frost hardy, repeated cutting possible. Cut young can be included in Baby Leaf mixes. High yielding. Particularly good flavour.



G639

**Feurio**

b-d EHZ

Spinach beet with bright red stems and green red veined leaves. Cut young can be included in Baby Leaf mixes. Also available as calibrated seed: Item no.: G639 M



G644

**Pirrol**

C. Henatsch



Spinach beet with gleaming golden stems and fresh green leaves, selected for its specially good taste. Cut young can be included in Baby Leaf mixes. Also available as calibrated seed: Item no.: G644 M



G648

**Rainbow**

C. Henatsch



Colourful mixture made up of four varieties (yellow stemmed, red with green leaf, purple with green leaf and orange stemmed with red leaf). Vigorous and healthy. They are selected for their glowing clear colours and excellent taste. Cut young can be included in Baby Leaf mixes. Also available as calibrated seed: Item no.: G648 M



Rocket | Spinach beet

**Rocket** *Eruca sativa*

**Raise in seed bed:** for open ground: beginning of February till beginning of September for planting out from beginning of March till end of September for greenhouse: from end of December for planting out from end of January for overwintering: till mid of September for planting out till beginning of October

**Direct sowing:** greenhouse: end of January till March and end of August till mid of September | outdoors: March till end of August

**Seed germination temperature:** 15-20 °C

**Planting distance:** direct sowing 25-30 x 1-2 cm | planting ca. 25 x 15 cm

**Optimal amount of plants:** 400 plants/m<sup>2</sup>

**Sowing depth:** ca. 1 cm

**Amount of seed needed:** ca. 75 g/a; ca. 80 seeds per running metre

**Thousand Grain Weight:** ca. 2 g

**Multiplier:** GST, JOJ, RGP, ROS, SR



G480

**Ruca (Salatrauke)**

b-d EHZ

Very quick growing salad plant with a very short growing cycle (like radish). Can be grown outdoors or under glass. Very undemanding. For early and late planting dates, because of the quick development a good extension to the wild rocket. Specially good for a mixed salad. Milder in taste than the wild rocket. Also available as seed discs.



### Did you know?

Both Rucola (*Eruca sativa*) and wild rocket (*Diplotaxis tenuifolia*) are referred to as rocket. Wild rocket has a peppery taste and is cultivated more widely. Salad rocket or Rucola is grown as an early crop, especially in the first sowing since it is quick growing and crops for about two weeks. It also offers advantages for late sowing in October and November when it can grow for longer.



## Wild Rocket *Diplotaxis tenuifolia*

**Raise in seed bed:** for open ground: beginning of February till end of July for planting out from mid of March till mid of August  
for greenhouse: from beginning of January for planting out from mid of February for overwintering: till end of August for planting out till mid of September

**Direct sowing:** greenhouse: mid of February till end of August  
outdoors: March till mid of August

**Seed germination temperature:** 20-25 °C

**Planting distance:** direct sowing 25-30 x 0.5-1 cm; planting ca. 25 x 15 cm

**Optimal amount of plants:** 800 plants/m<sup>2</sup>

**Sowing depth:** ca. 0.5 cm

**Amount of seed needed:** ca. 20 g/a;  
ca. 150 seeds per running metre

**Thousand Grain Weight:** ca. 0.25 g

**Cultivation note:** Perennial shrub

**Multi seeded pellets:** at least 90 % germination

**Multiplier:** JOJ, SR, SUE



Multi seeded pellets are also available



**G481**

### Wilde Rauke (Wild Rocket)

b-d EHZ

Finely serrated, rosette type wild form of the garden rocket. It grows more slowly. It can be cut time and again and keeps significantly longer than Rucola. Wild Rocket can be cultivated in a cold greenhouse like corn salad and is similar frost-hardy. Strong aromatic flavour. Multi seeded pellets are also available (contains 12-15 seeds).



## Bucks Horn Plantain *Plantago coronopus*

**Raise in seed bed:** February till August for planting out from March till September  
For overwintering in a greenhouse: September for planting out in October  
Direct sowing is unwise given the size of the seed, but is possible between March and August

**Seed germination temperature:** ca. 15 °C

**Planting distance:** ca. 30 x 10 cm

**Optimal amount of plants:** 330-400 plants/m<sup>2</sup>; ca. 33 soil blocks/m<sup>2</sup>  
with 10-12 seeds per soil block

**Sowing depth:** 1-2 cm

**Thousand Grain Weight:** ca. 0.3 g

**Multiplier:** RGP



**G611**

### Hirschhornwegerich

Rosette forming salad plant 20-30 cm high. Its early growth is slow, later vigorous and very healthy with very high yields. Repeated cutting possible, very frost hardy. Transplanting recommended. Perfect for adding to Baby Leaf salads. Spicy, pleasantly sour, weak salty flavour.





## Namenia *Brassica rapa ssp. sylvestris*

**Raise in seed bed:** for open ground: beginning of February till end of August for planting out from beginning of March till mid of September  
for greenhouse: from end of December for planting out from end of January

**Direct sowing:** greenhouse: end of January till March and September  
open ground: March till beginning of April and mid of August till mid of September

**Seed germination temperature:** 15-17 °C

**Planting distance:** direct sowing 15-25 x 1-2 cm  
planting ca. 20 x 15 cm

**Optimal amount of plants:** ca. 250 plants/m<sup>2</sup>

**Sowing depth:** 1-2 cm

**Amount of seed needed:** ca. 150 g/a;  
80-100 seeds per running metre

**Thousand Grain Weight:** 2-3 g

**Multiplier:** JOJ



G490

### Namenia (Stielmus)

A very productive and good tasting leaf stem vegetable, for cooking or for salad. Dense sowing and early cutting allows for two cuts. Relatively frost-hardy. Repeat harvest possible. Cut from a height of ca. 30 cm. Generally sold in bunches. Mild-spicy cabbage flavour.



## Chinese leaves

*Brassica juncea, Brassica rapa var. japonica*

**Raise in seed bed:** for open ground: beginning of February till beginning of September for planting out from beginning of March till end of September  
for greenhouse: from beginning of January for planting out from mid of February  
for overwintering: till mid of September for planting out till beginning of October

**Direct sowing:** greenhouse: mid of February till March and end of August till mid of September

open ground: March till beginning of September

**Seed germination temperature:** 15-20 °C

**Planting distance:** direct sowing 15-25 x 2 cm  
planting 15-25 x 10-15 cm

**Optimal amount of plants:** ca. 500 plants/m<sup>2</sup>


**Sowing depth:** 1-2 cm

**Amount of seed needed:** 100-150 g/a; ca. 80 seeds per running metre

**Thousand Grain Weight:** 2.5-3.5 g

**Cultivation note:** frost-hardy to -10 °C

**Multiplier:** GST, JOJ, PAN, PAV, RGP



G727

### Pikantes Asia-Quartett (Spicy chinese quartet)

Optically appealing mixture of the chinese leaves Mizuna, Red Giant, Moutarde Rouge Metis and Green in Snow. Mixture works well for one to two cuts.



Chinese leaves | Namenia



G247

### Green in Snow

Green chinese leaves plant with serrated leaves and a sharp mustard-like taste. Rapid regrowth, healthy. Very frost-hardy and bolt resistant.



G248

### Red Giant

Chinese leaves with oval, lightly serrated leaves with red veins. Strong mustard taste with a good flavour.



G249

### Mizuna

Very quick growing salad plant with a high yield. Forms a thick rosette with finely divided pale green leaves, which can be cut up to five times. Light cabbage flavour.





G638

## Moutarde Rouge Metis

Fast growing leaf mustard with intensely red, finely serrated leaves and green stems. Medium sharp mustard flavour.



G779

## Wasabino

b-d EHZ

An oriental salad with light green leaves and semi vigorous growth. Leaves broad, feathery and with a prominent tongue-like curl. Relatively bolt-resistant variety. Strong, sharp Wasabi flavour.



G743

## Red Russian Kale

Healthy, vigorous kale with purple stems and dark green, serrated leaves. The leaves are significantly softer than curly kale. Harvest as baby-leaf for salads or full grown for cooking. Medium hardy, planting distance 75 x 30 cm, for baby-leaf 15 x 10 cm. Mildly aromatic flavour.



## Cress *Lepidium sativum*

**Direct sowing:** in winter in a greenhouse, later in frames and from mid of March till autumn outdoors

**Planting distance:** sow broadcast in the greenhouse, outdoors in rows 10 cm apart at most

**Sowing depth:** Germinates in light!

**Amount of seed needed:**  
for broadcasting: 80-100 g/m<sup>2</sup>  
in trays: 2.5-3 g/tray

**Thousand Grain Weight:** 2-3 g

**Multiplier:** AUG, HUS, MH, NHO, TRO, TRP



G250

## Einfache Kresse

Quick growing. Ordinary type for all year round production under glass; also suitable for outdoor sowing. Its finely divided leaves make it ideal for tray production.



G251

## Großblättrige Kresse

Heavy cropping and keeps longer than ordinary cress after its cut, hence an ideal cutting variety for growing in soil. Larger plants make good addition to oriental salad mix. Very frost-hardy.



## Corn salad (Lamb's Lettuce) *Valerianella locusta*

**Raise in seed bed:** for greenhouse: beginning of September till January  
for planting out from beginning of October till mid of March

**Direct sowing:**

greenhouse: end of September till end of October  
open ground: end of July till mid of September

**Seed germination temperature:** 10-15 °C

**Planting distance:** direct sowing ca. 10-30 x 1 cm  
planting ca. 10 x 10 cm

**Optimal amount of plants:** 500-700 plants/m<sup>2</sup>; ca. 100 soil block/m<sup>2</sup>  
with 5-7 seeds/soil block

**Sowing depth:** ca. 1 cm

**Amount of seed needed:** ca. 150 g/a;  
80-100 seeds per running metre

**Thousand Grain Weight:** 0.9-1.3 g

**Precision seed:** at least 90 % germination

**Multiplier:** KIF, RGP, ROS, WGW



**Note:** Every lot of corn salad seeds is tested for seed borne diseases Phoma and Peronospora val. (downy mildew). If spores are discovered, the effected lot is given warm water treatment. This ensures the destruction of infective spores. However we cannot guarantee that a corn salad crop grown from our seeds will not be infested with mildew and Phoma. Infections like these may have different causes such as cultivation methods, soil or climate conditions.





**G180**

### Verte à coeur plein 2

b-d EHZ

Dark green, medium sized, oval shaped, long-stemmed leaves. Good level of health and resistance. Suited to overwintering in open ground; not suitable for greenhouse cultivation.



**G181**

### Verte de Cambrai

b-d EHZ

“Dunkelgrüner vollherziger 2” type, but this variety has somewhat lighter green and larger leaves than Verte à coeur plein 2 and has a compact rosette forming growth. Quick growing and winter hardy. Late to bolt, hence a long harvesting season. Healthy and resistant. Very good, rich flavour.



**G183**

### Vit

Kultursaat EHZ

Dark green, compact corn salad with round, short stemmed and clearly veined leaves. Well-proven market garden variety. Resistant to downy mildew.



**G184**

### Elan

Kultursaat EHZ

Very quick growing variety, for growing both under protection and on open ground. Compact, smoothleaved plants that have a high individual weight. Resistant to downy mildew. Tendency for curling when sown early, hence not suitable for the first summer sowings. It is the one of our varieties that is commercially most widely grown.



## Winterpurslane (Claytonia) *Montia perfoliata*

**Raise in seed bed:** end of August till mid of October for planting out from mid of September till mid of November

**Direct sowing:** beginning of September till end of October

**Seed germination temperature:** 4-10 °C

Please note! Germination is held back when temperatures are high

**Planting distance:** direct sowing 20-30 x 0.5 cm planting ca. 20 x 10 cm

**Optimal amount of plants:** 500 plants/m<sup>2</sup>

**Sowing depth:** ca. 1 cm

**Amount of seed needed:** 0.5–1 g/m<sup>2</sup>;  
ca. 250 seeds per running metre

**Thousand Grain Weight:** ca. 0.6 g

**Multiplier:** MAB, RGP, ROS, UB, WGWI



**G435**

### Winterpostelein

b-d EHZ

Like corn salad it is a salad variety for growing in autumn, winter and early spring. In protected locations it can be cut several times during the winter. Very frost-hardy. Note: Germinates only at temperatures below 12 °C.



# Lettuces

**Raise in seed bed:** for open ground: from February for planting out from March, last sowing end of July for planting out from mid of August  
for greenhouse: from December for planting out from end of January, from mid till end of August for planting out from beginning till end of September

**Seed germination temperature:** 15-20 °C

**Planting distance:** greenhouse ca. 25 x 25 cm  
open ground ca. 30 x 30 cm

**Optimal amount of plants:** open ground 11-12 plants/m<sup>2</sup>  
greenhouse ca. 16 plants/m<sup>2</sup>

**Sowing depth:** ca. 0.5 cm

**Thousand Grain Weight:** ca. 1 g

**Pelleted form:** at least 95 % germination

**Multiplier:** BGH, GAT, HEP, HOE, HSP, KBH, MAB, PLW, RGP, RH, ROS, SR, VIV, WGWI



## Primed pelleted lettuce seeds

**Priming** involves stimulating the germination process before the seed is sown. Priming achieves a more even germination. The priming effect remains effective for around 12 months. The pellets should no longer need to be kept cool but be stored dry at a temperature of around 15 °C. The lettuce seedlings should be raised at the optimum temperature of 15-20 °C. Bingenheimer Saatgut AG is working on the pelleting and priming of seeds with a company whose processing procedures are certified under the EU Organic Regulation and which has many years of experience in this field.

## Butterhead lettuce *Lactuca sativa var. capitata*


### Cultivation guide Butterhead lettuce

■ Planting open ground ■ Planting protected cropping ■ Harvest



Variety	Jan	Feb	Mar	Apr	May	Jun	Jul	Aug	Sep	Oct	Nov	Dec
Zulu		■	■	■					■		■	
Briweri		■	■	■					■		■	
Maikönig			■	■	■	■						
Rolando			■	■	■	■						
Finja (KS-SAK-UB-FIN)			■	■	■	■	■	■	■	■		
KS-SAK-UB-LOT			■	■	■	■	■	■	■	■		
Lucinde			■	■	■	■	■	■	■	■		
Pirat			■	■	■	■	■	■	■	■		
Merveille des quatre saisons			■	■	■	■						





Protected cropping



**G636**  
**Zulu**  
R. Specht

Very quick growing indoor lettuce with fresh green, slightly blistered leaves and good head formation. About one week earlier than Briweri. Healthy well sealed underside.



**G359**  
**Briweri**  
R. Specht




Green cabbage lettuce for early production in a cold or heated greenhouse. Second early, compact, well formed, rather smaller heads with strong leaves and a white core. Also suitable with an autumn planting in a protected location in early September. Also available in pelleted form (primed).






Open ground



**G363**  
**Maikönig**  
b-d EHZ

For early outdoor cultivation and cold frames. Red tinted medium sized, firm heads. Very good and rich flavour. Speciality for amateur gardeners.


**G364**  
**Rolando**  
U. Behrendt




Second early, glowing, fresh green cabbage lettuce. Classic butterhead. Forms large, heavy heads with well finished undersides. Good resistance against downy mildew and leaf tip browning. For spring and autumn cultivation outdoors. Very tender and good a tasting, buttery, mildly-spicy aroma.






**G790**  
**Finja**  
(KS-SAK-UB-FIN)  
U. Behrendt




Green heading lettuce, highly resistant to downy mildew. For the entire growing season. Medium to heavy closed, homogenous heads with a tightly layered base. Mid green, firm leaves, slight buttery flavour. Also available in pelleted form (primed).







**G793**  
**KS-SAK-UB-LOT**  
U. Behrendt



*Being tested. Seed for trialling.* Green, loose headed lettuce with smooth, somewhat fine leaves. Particularly resistant to downy mildew. Good for cutting, sealed underside. Bolt resistant, for the entire growing season. Aromatic, slightly bitter-sweet taste. Also available in pelleted form (primed).


**G603**  
**Lucinde**  
C. Henatsch




Compact open ground butterhead lettuce with a quick development and medium heavy heads. Recommended for all year round outdoor cultivation. Well closed underside and fresh light green colour, very bolt resistant. The variety is mildly aromatic with a typical lettuce flavour and a slight bitter sweet nutty aftertaste. Also available in pelleted form (primed).






**G640**

**Pirat**

Kultursaat EHZ

Very quick growing, compact butterhead lettuce with red brown leaves, suitable for all year round outdoor cultivation. Fine, slightly blistered leaf. Bolt resistant and withstands downy mildew. Also available in pelleted form (primed).



**G368**

**Merveille des quatre saisons**

b-d EHZ

Reddish brown coloured butterhead lettuce with good formation and bolt resistance. Suitable for spring planting. Very aromatic. Speciality for amateur gardeners.



**Iceberg** *Lactuca sativa var. capitata*

**Cultivation guide Iceberg**

■ Planting ■ Harvest

Variety	Jan	Feb	Mar	Apr	May	Jun	Jul	Aug	Sep	Oct	Nov	Dec
Laibacher Eis 4				■	■	■	■	■	■	■		
Saladin			■	■	■	■	■	■	■	■		
Mythos			■	■	■	■	■	■	■			



*Laibacher Eis as Baby Leaf, more suitable varieties on p. 52*



**G370**

**Laibacher Eis 4**

Kultursaat EHZ

Medium firm, late shooting heads of yellow green colour tinged with red. For use throughout the outdoor growing season. Very high reliability. Much sought after due to its beautiful, unique appearance and outstanding flavour. Resistant to downy mildew. Recommended for Baby Leaf production. Also available in pelleted form (primed).



**G356**

**Saladin**

b-d EHZ

Traditional iceberg variety for growing throughout the season, specially suited to summer production. Bolt resistant and with long harvest season. Compact and uniform growth with well finished undersides. Fresh spicy taste.



**G600**

**Mythos**

Kultursaat EHZ

Mythos is a fresh green, very firm, iceberg lettuce, with stronger jagged surrounding leaves and somewhat smaller heads. Well formed, very compact heads. Mythos has a mild slightly sweet taste. Also available in pelleted form (primed).





# Batavia *Lactuca sativa var. capitata*

## Cultivation guide Batavia

■ Planting ■ Harvest

Variety	Jan	Feb	Mar	Apr	May	Jun	Jul	Aug	Sep	Oct	Nov	Dec
Emmi (KS-SAK-UB-EMM)				■	■	■	■	■	■	■		
KS-SAK-VB-11811			■	■	■	■	■	■	■	■		
Tarengo			■	■	■	■	■	■	■	■		
Maravilla de Verano			■	■	■	■	■	■	■	■		
Saragossa			■	■	■	■	■	■	■	■		
Kamalia			■	■	■	■	■	■	■	■		
Amerikanischer brauner			■	■	■	■	■	■	■	■		




G791

**Emmi** (KS-SAK-UB-EMM)

U. Behrendt



Pale green Batavia type with small, firm heads and shiny blistered leaves. Rapid development, healthy underside and keeps well on the field. Strong resistance to downy mildew. Mild, slightly sweet, fresh taste and crisp consistency. Also available in pelleted form (primed).



G792

**KS-SAK-VB-11811**

V. Becher



*Being tested. Seed for trialling.* Wine red Batavian lettuce with strong, shiny, toothed leaves. Compact growth with a slight tendency towards forming heads. Very healthy and vigorous, for the whole growing season. Aromatic with a touch of bitterness. Also available in pelleted form (primed).



G372

**Tarengo**

V. Becher



A rich red tinted Batavian variety with glistening slightly bubbly leaves. Forms large rosettes with a loose head. Quick growth. For use throughout the season. High resistance to Rhizoctonia.



Lettuces








G373

### Maravilla de Verano

Kultursaat EHZ

Reddish Batavia type, light green inside, with upright external leaves. Very long harvesting period. Can remain in the bed for a long time as a mature lettuce before being harvested. For use throughout the outdoor growing season. It can be used for Baby Leaf production. Also available in pelleted form (primed).




G655

### Saragossa

U. Behrendt

Red leaved Batavia lettuce with a fresh colour. Heavy compact plants without head formation. Robust plant with sealed underleaf. For use throughout the outdoor growing season. Also available in pelleted form (primed).




G374

### Kamalia

b-d EHZ

Attractive, red Batavian lettuce with loose leaves without head formation. The leaves are finely curled. For growing from spring to autumn. Also available in pelleted form (primed).




G378

### Amerikanischer brauner

b-d EHZ

Strong upright rosette, partial a little bit head formation, brown red outside, green inside, tender wavy leaves. Long harvest season. Due to its texture and bi-coloured leaves it is particularly recommended for Baby Leaf production. Speciality for amateur gardeners.



## Cos lettuce *Lactuca sativa var. romana*

### Cultivation guide Cos lettuce

■ Planting ■ Harvest

Variety	Jan	Feb	Mar	Apr	May	Jun	Jul	Aug	Sep	Oct	Nov	Dec
Valmaine			■	■	■	■	■	■	■	■		




G376

### Valmaine

b-d EHZ

Classic, upright growing, dark green cos lettuce with crisp, elongated leaves. Medium-sized heads of uniform shape and excellent taste. For early summer and autumn production. Also available in pelleted form (primed).





# Oak leaf lettuce *Lactuca sativa var. crispata*



## Cultivation guide Oak leaf lettuce


■ Planting open ground ■ Planting protected cropping ■ Harvest

Variety	Jan	Feb	Mar	Apr	May	Jun	Jul	Aug	Sep	Oct	Nov	Dec
Red Salad Bowl				■	■	■	■	■	■	■		
KS-SAS-VB-2081			■	■	■	■	■	■	■	■		
RubINETTE			■	■	■	■	■	■	■	■		
Piro (vollegrond)			■	■	■	■	■	■	■	■		
Piro (kas)		■	■						■			
Bijella			■	■	■	■	■	■	■	■		
Till			■	■	■	■	■	■	■	■		
Cerbiatta			■	■	■	■	■	■	■	■		



**G379**  
**Red Salad Bowl**

b-d EHZ  
Bright red leafed oak leaf salad with large, relatively loose heads. Due to its texture and bi-coloured leaves it is particularly recommended for Baby Leaf production. Speciality for amateur gardeners.



**G799**  
**KS-SAS-VB-2081**

V. Becher  
*Being tested. Seed for trialling.* Compact oak leaf lettuce with dark red outer leaves and a green centre. Tightly layered, serrated leaves and well filled. Low bolting tendency, keeps well on the field. High resistance to downy mildew. Crisp and fresh taste. Also available in pelleted form (primed).



**G379B**  
**RubINETTE**

M. Bienert  
Developed from Pasha. Compact leaf salad with an oak leaf form. Open, but filled heads; red, crisp leaves with good flavour and keeping quality. For growing throughout the season in open ground and in a cold polytunnel early in the year. Also available in pelleted form (primed).



### Look behind the scenes

In their various specialist groups (that focus on individual vegetable species) the breeders of Kultursaat e.V. meet and together with colleagues from the Bingenheimer Saatgut AG engage in an intensive discussion about their breeding projects as they visit the breeding gardens and trial plots.



**G637**  
**Piro**


R. Specht  
Quick growing, green oak leaf lettuce, specially suited for growing under glass or plastic. Compact, densely filled, firm heads with healthy leaves. Also suitable for all year round outdoor cultivation. Crisp-fresh taste. Also available in pelleted form (primed).



**G610**  
**Bijella**

T. Heinze


Medium sized, very compact oak leaf lettuce. Red brown colour with a fresh green heart. Medium-fast development time. For planting in spring and autumn. Relatively upright growth and therefore less susceptible to rot on the underside. Keeps well on the field and has an aromatic, slightly sweet taste.



**G382**  
**Till**

Kultursaat EHZ


The firm layered and unique pointed leaves form a head-like fresh green rosette with a pale green heart. A fast-growing variety. Very good for growing early crops under glass. Can also be used for Baby Leaf production and first sowings outdoors. Very fine flavoured crisp lettuce. Also available in pelleted form (primed).



**G602**  
**Cerbiatta**

b-d EHZ

An original lettuce with serrated, strong, upright leaves. For growing outdoors throughout the season and under protection, Also good for Baby Leaf production. Specially fast growth. Good bolt resistance. Its unusual shape makes it an ideal candidate for direct marketing. Also available in pelleted form (primed).



# Leaf lettuce *Lactuca sativa var. crispata*

## Cultivation guide Leaf lettuce

■ Planting ■ Harvest


Variety	Jan	Feb	Mar	Apr	May	Jun	Jul	Aug	Sep	Oct	Nov	Dec
Lollo Rossa				■	■	■	■	■	■	■		
Lollo Bionda			■	■	■	■	■	■	■	■		



**G380**  
**Lollo Rossa**

b-d EHZ


Red, strongly curled Leaf lettuce with medium sized ball-shaped plants. Keeps well and makes a colourful salad. For all year round outdoor cultivation. Also recommended for Baby Leaf production. Also available in pelleted form (primed).



**G381**  
**Lollo Bionda**

b-d EHZ

Like Lollo Rossa except that its leaves are light green. For all year round outdoor cultivation. Can also be grown in a cold greenhouse. Also available in pelleted form (primed).





# Baby Leaf *Lactuca sativa var. crispata*

**Direct sowing:** early/mid March till beginning of September

**Raise in seed bed:**

for open ground: from mid of February for planting out from end of March/beginning of April; last sowing mid of August for planting out from mid of September

for greenhouse: Early sowing from mid of December for planting out from end of January or sowing from end of August for planting out from end of September

**Seed germination temperature:** 15-20 °C

**Planting distance:** 12-15 x 10 cm

**Optimal amount of plants:** 300-500 plants/m<sup>2</sup>;  
5-8 seeds per soil block for vegetable seedlings

**Sowing depth:** ca. 0.5 cm

**Thousand Grain Weight:** ca. 1 g

**Amount of seed needed:** ca. 50-60 g/a; 35-50 seeds per running metre

**Multiplier:** SR



G769

## Divino

b-d EHZ

Lollo Rossa type with deep wine red, glistening leaves, particularly suited to Baby Leaf production. Good leaf texture, upright growing. Slow development, liable to shoot in high summer. Robust, rarely susceptible to disease, good after growth.



Laibacher Eis 4

G370 page 47



Maravilla de Verano

G373 page 49



Cerbiatta

G602 page 51



Till

G382 page 51



Amerikanischer brauner

G378 page 49



Red Salad Bowl

G379 page 50



Lollo Rossa

G380 page 51



Wallonne (Frisée)  
Endive

G389A page 53

The following mixtures have proven their worth for Baby Leaf production (for sowing direct on a row of 600 metres):

Variety	Item no.	Amount
Laibacher Eis 4	G370	25 g
Maravilla de Verano	G373	10 g
Cerbiatta	G602	5 g
Amerikanischer brauner	G378	10 g
Red Salad Bowl	G379	10 g

Please order ingredients of mixes individually.

The following varieties are also suitable for use in a Baby Leaf mixture:



Hirschhornwegerich  
Bucks Horn Plantain

G611 page 41



Green in Snow  
Chinese leaves

G247 page 42



Red Giant  
Chinese leaves

G248 page 42



Mizuna  
Chinese leaves

G249 page 42



Moutarde Rouge Metis  
Chinese leaves

G638 page 43



Red Russian Kale  
Chinese leaves

G743 page 43



Ruca (Rocket)  
Rocket

G480 page 40



Wilde Rauke (early sowing)  
Wild Rocket

G481 page 41



Pirol  
Spinach beet

G644 page 40



Rainbow  
Spinach beet

G648 page 40



Feurio  
Spinach beet

G639 page 40



Verde da taglio  
Spinach beet

G675 page 40



Jannis (Beetroot leaves)  
Beetroot

G343 page 31



Chop suey greens  
Herbs

K65 page 92



## Endive *Cichorium endivia*

**Raise in seed bed:** beginning of February till mid of July for planting out from mid of March till mid of August

**Seed germination temperature:** 20-22 °C

**Planting distance:** 30 x 40 cm

**Optimal amount of plants:** 8-9 plants/m<sup>2</sup>

**Sowing depth:** ca. 1 cm

**Thousand Grain Weight:** ca. 1.2 g

**Multiplier:** GAT, RH



**G388**

### Diva

b-d EHZ

Grows larger than Escariol. Upright growth, early and densely filled, self blanching.



**G385**

### Escariol grüner

b-d EHZ

Reliable, frost resistant variety that stores well; for autumn production outdoors or later under glass. Fleshy smooth leaves and well filled yellow hearts, mild taste.



**G389A**

### Wallonne (Frisée)

b-d EHZ

A curly endive. Very robust variety for autumn production in the open ground. Vigorous grower, withstands damp weather and the early frosts. Recommended for Baby Leaf production. Selected for a filled centre.



## Chicory Sugar loaf *Cichorium intybus*

**Raise in seed bed:** from mid of June till mid of July for planting out from mid of July till mid of August

**Seed germination temperature:** 20-25 °C

**Planting distance:** ca. 30 x 40 cm

**Optimal amount of plants:** 8-9 plants/m<sup>2</sup>

**Sowing depth:** ca. 1 cm

**Thousand Grain Weight:** ca. 1.4 g, Sugar loaf ca. 2.6 g

**Pelleted form:** at least 90 % germination

**Multiplier:** DT, RGP, SR



**G390**

### Zuckerhut

b-d EHZ

Forms long shaped and pointed heads. A winter salad with a more delicate taste than endive. Can withstand light frosts. Firm heads can be stored until ca. January. The leaves have spicy-nutty, slightly bitter flavour.







**G688**  
**Catalogna 'Aurelia'**

Compact, bushy plants with dandelion-like leaves, 60 cm tall. Quick growing and very healthy. The slightly bitter leaves can be picked either singly or as an entire rosette. Can be cooked or used in salad. Also available in pelleted form.



**New**  
**G797**  
**Catalogna 'Rossa Italia'**

b-d EHZ  
Catalogna type with deep red leaf ribs and dark green dandelion-like leaves. Upright growth reaching 40 cm. Can be harvested as a complete rosette cut as single leaves. Good secondary growth after the first cut. Pleasant bitter taste.



**G690**  
**Radicchio '506 TT'**

A radicchio (type Palla Rossa) with a striking bright red colour that matures evenly. Matures in around 80-90 days. High yielding, low susceptibility to internal rotting and stores well. Also available in pelleted form.



**G691**  
**Radicchio 'Treviso 206 TT'**

Compact, long-leaved Treviso growing 18-22 cm high. Deep red colour with white leaf stems. Matures in around 90-100 days. Also available in pelleted form.



Chicory

**Chicory**  
*Cichorium intybus*

**Direct sowing:** beginning till end of May

**Planting distance:** 40-50 x 12 cm

Note: sow more thickly and thin out to the required spacing

**Optimal amount of plants:**  
ca. 25 plants/m<sup>2</sup>

**Sowing depth:** 1-2 cm

**Amount of seed needed:** 5-10 g/a;  
ca. 15 seeds per running metre

**Thousand Grain Weight:** ca. 1.3 g

**Precision seed:**  
at least 90 % germination

**Multiplier:** JJ, SR



**G652**  
**Macun**  
S. Widmer  
A high yielding chichory variety for commercial production, suitable for forcing in soil or water. Uniform chicons that are compact and firm. For mid season forcing (mid November to end of January). Moderately vigorous leaves.



**G395**  
**Etardo**  
J. Jacobs  
Developed from Tardivo. For mid to late forcing. Harvest December till March. Recommended for forcing in soil. Forms heavy, firm chicons. Delicious, pure chichory taste.



# Squash *Cucurbita maxima, Cucurbita pepo, Cucurbita moschata*

**Raise in seed bed:** end of April till beginning of May for planting out from mid of May after the last frosts

**Direct sowing:** from mid of May after the last frosts

**Seed germination temperature:** above 20 °C, with low variations in temperature day/night

**Planting distance:** 120-200 x 50-100 cm

**Optimal amount of plants:** 1-1.3 plants/m<sup>2</sup>

**Sowing depth:** 2-3 cm

**Thousand Grain Weight:** 200-500 g

**Precision seed:** at least 90 % germination

Hokkaido (red): at least 95 % germination

**Multiplier:** BGH, BOL, DF, DH, EWE, FRE, HEP, HOE, KIF, MF, MW, PEN, PN, RGP, RH, ROS, RS, SR, SVO, SWE, UB, WB



Variety	Botanical name	Time to maturity in days	Fruit weight	Trailing	Edible skin
Red Kuri	<i>Cucurbita maxima</i>	110	1.2-1.5 kg	yes	yes
Solor	<i>Cucurbita maxima</i>	105	1.1 kg	yes	yes
Fictor	<i>Cucurbita maxima</i>	105	1-1.2 kg	yes	yes
Green Hokkaido	<i>Cucurbita maxima</i>	110	1.5-2 kg	yes	yes
Blue Kuri	<i>Cucurbita maxima</i>	100	1-2 kg	yes	yes
Blue Ballet	<i>Cucurbita maxima</i>	100	1-3 kg	yes	yes
Rouge vif d'Etampes (Roter Zentner)	<i>Cucurbita maxima</i>	110	5-25 kg	yes	no
Bischofsmütze	<i>Cucurbita maxima</i>	110	1-1.5 kg	yes	yes
Nutterbutter	<i>Cucurbita moscha</i>	130-140	0.8-1.2 kg	yes	no
Butternut Waltham	<i>Cucurbita moscha</i>	125	1.5-2 kg	yes	no
Muscat de Provence	<i>Cucurbita moscha</i>	125-130	5-15 kg	yes	yes
Futsu Black	<i>Cucurbita moscha</i>	125	1-2 kg	yes	yes
Sweet Dumpling	<i>Cucurbita pepo</i>	105	0.5-0.6 kg	yes	no
Table Queen	<i>Cucurbita pepo</i>	120	0.5-0.7 kg	yes	yes
Filamento	<i>Cucurbita pepo</i>	100	1-3 kg	yes	no
Patisson blanc	<i>Cucurbita pepo</i>	Harvest similar to courgette	0.5-0.7 kg	no	yes
Zaphito	<i>Cucurbita pepo</i>	Harvest similar to courgette	0.25-0.4 kg	no	yes
Jack o'Lantern	<i>Cucurbita pepo</i>	125	3 kg	yes	no
Bunte Zierkürbis-Mischung	<i>Cucurbita pepo</i>	100-110	variable	yes	no

## Squash



**G262**

### Red Kuri

Kultursaat EHZ

Broad and round, orange, trailing Hokkaido squash with yellow flesh. Good storage quality. Sow ca. 10,000-12,000 seeds/ha. High yielding. Produces acceptably large fruits even in less favourable areas. Fine nutty flavour.



**G606**

### Solor

A trailing, orange coloured, thick fleshed Hokkaido squash with uniform shape. Very good storage quality. Sow between 10,000-12,000 seeds/ha. Solor is somewhat darker and smaller in comparison to Red Kuri.







**G614**  
**Fictor**

Trailing Hokkaido-variety with small, pendulous, glowing red fruits. Very uniform and with a beautiful round fruit form. Early ripening. Variety with the best storage quality. Liable to stay small under less favourable conditions. Sow ca. 10,000-12,000 seeds/ha.



**G263**  
**Green Hokkaido**

Green, trailing Hokkaido variety. Notable for its specially fine flavour and its long storage capacity. It should be marketed in succession to Red Kuri. Dark green skin, fruit flesh yellow to orange. Particularly delicate flavour, the skin is edible too.



**G263A**  
**Blue Kuri**

b-d EHZ

Japanese Hokkaido-variety with grey blue fruits. Weight of fruit varies between 1 and 2 kg. Each trailing plant has 4-5 fruits. Stores for up to six months. Very good flavour.



**G268**  
**Blue Ballet**

Kultursaat EHZ

Round, slightly pear shaped fruits with turquoise to blue-green skin and firm yellow-orange flesh. Each plant 1-2 fruits. Good keeper. Slight floury consistency with strongly developed nutty flavour.



**G261**  
**Rouge vif d'Etampes (Roter Zentner)**

b-d EHZ

Trailing, vigorous, with very large flattened round, orange to orange red fruits. Flesh yellow orange. Stores a long time. Weight 5-25 kg.



**G256**  
**Bischofsmütze**

b-d EHZ

Trailing, multicoloured red-white-green. Its characteristic form makes it very decorative, but it can also be eaten. Orange coloured flesh. Stores very well. Sweet taste.



**G722**  
**Nutterbutter**

b-d EHZ

A uniform, small-sized butternut squash with fruits weighing between 0.8-1.2 kg. Late maturing and resistant to powdery mildew. Good flavour.



**G266**  
**Butternut Waltham**

b-d EHZ

A trailing kitchen squash with a remarkable pear shape. The fawn coloured fruits are very practical for the kitchen because the orange coloured flesh is free of seeds throughout its 30 cm length; There is a small seed cavity at the end of the fruit. Stores very well, fine nutty taste. Weight 1.5-2 kg. Late maturing.



**G265**  
**Muscat de Provence**

b-d EHZ

Trailing, vigorous variety with dark green, flattened, round and ribbed fruits which gain a yellowy grey shimmer as they ripen. Flesh orange red. Late ripening, stores well when well matured. Warmth loving and especially suited to a wine growing climate. Excellent taste.





**G259**

## Futsu Black

b-o EHZ

Moschata squash. Trailing and warmth loving, with relatively long development time. Fruit start off dark green and as they ripen they turn beige and finally gain a grey sheen. Inside they are brilliant orange. It has an exceptionally fruity flavour. Stores well.



**G267**

## Sweet Dumpling

b-d EHZ

A small fruited squash with a decorative skin that can also be used for decorative purposes. The fruit has a creamy white background colour and green ribs. Stores for 3-4 months. The orange flesh has a distinct chestnut like flavour and tastes very good. Especially good steamed in its skin. The skin stays firm.



**G747**

## Table Queen

b-d EHZ

Decorative, drop-shaped, longitudinally furrowed fruits with a dark green skin and yellow flesh. Exceptionally long storage capacity. Rather slow growing, very aromatic and nutty when fully ripened.



**G654**

## Filamento

b-d EHZ

A squash with long, yellowish fruits. When cooked the flesh breaks down into spaghetti-like threads. The skin cannot be eaten. Fruits weigh between 1-3 kg.



**G258**

## Patisson blanc

b-d EHZ

Bush type. Flat, round, cream coloured squash, waved or serrated along the edge. Stores for a limited period. Mild in flavour. Eat young with skin like courgettes.



**G254**

## Zaphito

U. Behrendt



Zaphito is botanically a squash but can be used as young fruit like a courgette. The skin is edible too. The fruits should be harvested when they are 8-12 cm long and with a pale green colour. The fruits have yellow flesh. The plants are non-trailing but can grow 1 metre long. The taste is reminiscent of fresh peas.



**G255**

## Jack o'Lantern

b-d EHZ

Typical Halloween pumpkin. The plant is slightly trailing. The mature golden yellow fruits can weigh up to 3 kg and can keep for about four months.



## Ornamental gourd



**G253**

## Bunte Zierkürbis-Mischung

Mixture of small and decorative fruits from variously coloured trailing varieties.





# Melons *Cucumis melo, Citrullus lanatus*

**Raise in seed bed:** for greenhouse: from end of March for planting out from mid of April, start harvesting from mid of July  
for open ground: end of April for planting out from mid of May, start harvesting from August

**Seed germination temperature:** 23-26 °C

**Planting distance:** 100 x 50-100 cm

**Optimal amount of plants:** 1-2 plants/m<sup>2</sup>

**Sowing depth:** 2-3 cm

**Thousand Grain Weight:** 25-30 g, watermelon ca. 45 g

**Precision seed:** at least 90 % germination

**Multiplier:** EYS, FRE, GOL, JWE, MF, QBT, SR



## G667 Murremel (Charentais melon)

S. Eysermanns

Free growing Charentais Melon with an even setting of fruit and an average weight of 600 g. Simple to grow. Specially suitable for growing in a greenhouse and training them up. But the outdoor cultivation is also possible. Particularly aromatic flavour.



## G276

## Petit Gris de Rennes (Cantaloupe)

High yielding melon with fruits weighing between 500 and 800 g, which requires less warmth to ripen than most. The fruit is ripe when cracks appear in the fruit stalk and the fruit separates easily. Sweet, orange fruit flesh, early ripening and aromatic.



Cucumbers | Melons



## G277

## Sugar Baby (Watermelon)

Sweet fruits with a dark green skin and salmon coloured flesh, weighs up to 3 kg. A soil covering of black mulching material favours growth and ripening. Outdoor cultivation only possible in warm climates, otherwise the fruit won't ripen. Don't harvest too soon, only when the runners and fruit stem have dried out. Water melons can be kept for about ten days at 8-10°C.



# Ridge cucumbers *Cucumis sativus*

**Raise in seed bed:** from beginning of May for planting out from mid of May

**Direct sowing:** from mid/end of May

**Seed germination temperature:** 23-26 °C

**Planting distance:** ca. 100 x 50 cm

**Optimal amount of plants:** ca. 2 plants/m<sup>2</sup>

**Sowing depth:** ca. 2 cm

**Amount of seed needed:** 10-15 g/a

**Thousand Grain Weight:** 20-25 g

**Multiplier:** ROS





**G170**

**Vorgebirgstrauben**

b-d EHZ

A cucumber for processing with many small, dark green fruits with firm flesh. Mixed flowering variety. Speciality for amateur gardeners.



**G776**

**Liefje**

C. Nagel

Visually appealing, mixed flowering cucumber for processing with harmonious, somewhat stocky fruit with a strong shine, dark peel and few prickles. The variety is productive till the end of the season after a somewhat late start. Good leaf health, long season. Very good aromatic taste.



**Salad cucumbers** *Cucumis sativus*

**Raise in seed bed:** for heated greenhouse: from mid of February for planting out mid of March for cold greenhouse: beginning of April for planting out beginning of May

**Direct sowing:** open ground: from mid of May, only ridge and pickling varieties

**Seed germination temperature:** 23-26 °C

**Planting distance:** 100-150 x 30-40 cm

**Optimal amount of plants:** ca. 2 plants/m<sup>2</sup>

**Sowing depth:** ca. 2 cm

**Amount of seed needed:** direct sowing 20-30 g/a

**Thousand Grain Weight:** 15-30 g

**Precision seed:** at least 95 % germination

**Cultivation note:** Mixed flowered varieties should not be grown in the same greenhouse as female only varieties.

**Multiplier:** BGH, GAB, GAT, GKR, HSP, MRE, MW, RH, ROS, UB



**G172**

**Helena**

U. Behrendt

Parthenocarpic cucumber for protected cropping. Forms long smooth fruits of a mid to deep green colour. The variety bred in north Germany is susceptible to tip burn in hot situations, hence the need to provide shade. Helena may form the odd male flower if under stress. The fruits are of an exceptional flavour.



**G714**

**Cleopha**

U. Behrendt

Very vigorous, parthenocarpic 'snake' cucumber for the greenhouse with 30 cm long fruits. Fine, smooth, dark green cucumber with very little cork ribbing. Long harvesting period, robust, also suitable for extensive cultivation conditions.







New

**G813**  
**Kalomira**

U. Behrendt  
A vigorous seedless mini cucumber with smooth skinned and slim fruits. 18 cm long fruits, mid-green in colour and weighing around 200 g. Good potential yields and a fresh crisp taste.



The name Kalomira is a Greek woman's name derived from the words 'kalos' (good) and 'moira' (destiny). Therefore, Kalomira is the one with a 'good destiny'.



**G176**  
**Arola**

C. Nagel  
Arola is a mixed flowering slender cucumber for the greenhouse with long, mid to dark green fruits, which are slightly prickly. It has a thicker skin than most slender cucumbers but can be also eat with its skin. Arola is a very resilient cucumber showing strong resistance to pests and disease and can therefore be harvested well into the autumn. Arola is a real cucumber taste experience! Attention: the fruits are primarily borne on the side shoots. Don't remove them otherwise the fruit is removed too. The side shoots should be trained unshortened.



**G680**  
**La Diva**

b-d EHZ  
Vigorous, healthy mini-cucumber with well formed 20 cm long, smooth skinned fruits. Produces both male and female flowers. Late variety. Resistant to powdery mildew. Particularly good flavour.



**G174**  
**Tanja**

b-d EHZ  
Good yielding, mixed flowering variety for open air cultivation (outdoor cucumber). The fruits are dark green, slim and around 20-25 cm long. Slightly prickly. Totally without bitterness.



**G175**  
**Persika**

H. Spieß  
Good yielding, mixed flowering salad cucumber with green medium long, smooth skinned fruits, ca. 20 cm long. Suited to both outdoor and greenhouse cultivation. Because of its compact form well suited as a snack cucumber. Very good flavour, virtually no bitterness.



# Courgette

*Cucurbita pepo convar. giromontiina*

**Raise in seed bed:** from mid of April for planting out from mid of May after the last frosts

**Direct sowing:** from mid of May

**Seed germination temperature:** 18-20 °C

**Planting distance:** ca. 100 x 100 cm

**Optimal amount of plants:** 1 plant/m<sup>2</sup>

**Sowing depth:** ca. 3 cm

**Thousand Grain Weight:** ca. 170 g

**Precision seed:** at least 90 % germination

**Multiplier:** DT, GAB, MW, ROS, SVO, UKI, VIV



## Tip for cultivation

On open ground, it is wise to have two sowings since the older plants are more susceptible to powdery mildew and more difficult to harvest.

The first sowing is done at the beginning of May (direct sowing), planting takes place in mid-May. The second sowing follows – sown mid June or planted end of June. The second sowing should not be planted next to the first in the main wind direction so that the spores of powdery mildew are not spread.



**G620**

**Serafina**

K. Becker



bioverita

Compact growing courgette, which because of its open growth pattern, is easy to harvest. Well formed, cylindrical. Dark green marbled, gleaming fruit. Well balanced between vegetative growth and fruiting. Relatively resistant to powdery mildew, good regenerative capacity in autumn.



**G449**

**Alberello**

b-d EHZ

The light-coloured, rankless and marbled fruits grow cylindrically and slightly curved. Open growth, generous and early fruit formation. The flesh has a delicate consistency and a particularly fine buttery taste.



**G450**

**Cocozelle von Tripolis**

b-d EHZ

Undemanding variety with vigorous growth. Long, green, striped fruits. Potential for high yields. Very good taste. Speciality for amateur gardeners.



**G451**

**Zuboda**

b-d EHZ

Non-trailing variety with green, slightly marbled, long fruits with a small seed cavity. Early and good cropper.



**G763**

**Solara**

K. Becker



bioverita

Productive, healthy courgette with glowing yellow fruits. Short barrel-shaped fruits with a yellow-green neck. The plants do not branch and display a strong and open growth making the harvest of courgettes easy. Yellow spots on the leaves of young plants are typical of yellow courgettes. Good post harvest keeping quality.



**G254**

**Zaphito**

U. Behrendt



bioverita

Zaphito is botanically a squash but can be used as young fruit like a courgette. The skin is edible too. The fruits should be harvested when they are 8-12 cm long and with a pale green colour. The fruits have yellow flesh. The plants are non-trailing but can grow 1 metre long. The taste is reminiscent of fresh peas.





# Pepper

*Capsicum annuum, Capsicum frutescens, Capsicum chinense*

**Raise in seed bed:** for greenhouse: January till end of February for planting out from beginning of March till beginning of May  
for open ground: from beginning of March till beginning of April for planting out from beginning till end of May

**Seed germination temperature:** 20-24 °C

**Planting distance:** ca. 70 x 50 cm

**Optimal amount of plants:** 2.5-3 plants/m<sup>2</sup>

**Sowing depth:** 0.5-1 cm

**Thousand Grain Weight:** 6-7.5 g

**Precision seed:** at least 90 % germination  
Habanero: at least 85 % germination

**Multiplier:** BGH, BOL, EWE, FRE, GAT, GOL, HOE, MF, PEN, PLW, QBT, RGP, RH, RIH, RS, SR, SVO, UB, UKI



Variety	Botanical name	Type	Shape of fruit	Colour when ripe	Thick-ness of flesh	Ripening
Pantos	<i>Capsicum annuum</i>	bell pepper	long, pointed, three cornered	dark green - dark red	thick	late
Corno Rosso	<i>Capsicum annuum</i>	bell pepper	long, pointed, three cornered	dark green - dark red	thick	medium early
Corno Giallo	<i>Capsicum annuum</i>	bell pepper	long, pointed, three cornered	green - yellow	thick	medium early
Lady Lou	<i>Capsicum annuum</i>	bell pepper	long, pointed, three cornered	lime-green - orange	thin	medium early
Kyra	<i>Capsicum annuum</i>	bell pepper	long, pointed, three cornered	lime-green - orange	thin - medium	early
Zazu	<i>Capsicum annuum</i>	bell pepper	long, pointed, three cornered	lime-green - yellow	medium	medium early
Sweet Dreams	<i>Capsicum annuum</i>	bell pepper	long, pointed, three cornered	light yellow - red	thin	very early
Ferenc Tender	<i>Capsicum annuum</i>	bell pepper	pointed, three cornered	light yellow - red	thick	early
Yolo Wonder	<i>Capsicum annuum</i>	bell pepper	stocky	dark green - red	thick	medium early
Alfonsina	<i>Capsicum annuum</i>	bell pepper	ribbed, stocky	green - deep yellow	thick	medium
Yellow California Wonder	<i>Capsicum annuum</i>	bell pepper	stocky	green - deep yellow	thick	medium
Chocobell	<i>Capsicum annuum</i>	bell pepper	stocky	dark green - red brown	thick	medium early
Pusztagold	<i>Capsicum annuum</i>	bell pepper	blunt ended	light yellow - red	medium	medium early
Liebesapfel	<i>Capsicum annuum</i>	bell pepper	round	green - red	thick	medium early
Padron	<i>Capsicum annuum</i>	bell pepper	short, narrow	green	thin	medium
Fritz	<i>Capsicum annuum</i>	crisp pepper	short, conical, blunt ended	green - red	thick	medium early
Flynn	<i>Capsicum annuum</i>	crisp pepper	short, conical, blunt ended	green - orange	thick	early
Radja	<i>Capsicum annuum</i>	crisp pepper	short, conical, blunt ended	green - yellow	thick	early
Türkischer Gewürzpaprika	<i>Capsicum annuum</i>	Spice pepper	long, conical, blunt ended	dark green - red	thick	medium early
De Cayenne	<i>Capsicum annuum</i>	chilli pepper	long, narrow	green - red	thin	medium
Gelbes Rüsselchen	<i>Capsicum annuum</i>	chilli pepper	long, narrow	green - yellow	thin	early
Jalapeno Ruben	<i>Capsicum annuum</i>	chilli pepper	short, narrow, rounded	green - red	thick	medium late
<b>New!</b> Red Gunda	<i>Capsicum annuum</i>	chilli pepper	long, narrow	green - red	thin	early
Lila Luzi	<i>Capsicum frutescens</i>	chilli pepper	short, three cornered	purple - yellow - orange - red	thin	medium
Habanero orange	<i>Capsicum chinense</i>	chilli pepper	short, three cornered	green-yellow - orange	thin	medium early
NuMex Suave	<i>Capsicum chinense</i>	chilli pepper	short, wrinkled	green - yellow	thin	early

## Bell pepper

This term includes a number of varieties of different shapes and colours. They all have one thing in common – their mild taste.



**G299**

### Pantos

R. Specht

Long shaped variety with pointed (ca. 20 cm long, 200 g heavy) large, gleaming dark green, late fruit that ripen to red. The variety is notable for its enormous growing power and its health. Robust against earth borne diseases. The thick walled, ripe, red fruits are particularly tasty and a real experience for the palate!



**G677**

### Corno Rosso

b-d EHZ

High yielding, medium early bull horn type with thick skinned fruit that turn red as they ripen. 17-20 cm long, 200-300 g in weight. Strong tall growing plants. Fine flavour.



**G642**

### Corno Giallo

b-d EHZ

Heavy yielding, early maturing bull horn variety with thick walled, heavy, yellow-ripening fruits. Fruits grow 17-20 cm long and weigh 200-300 g. Good taste.



**G754**

### Lady Lou

I. Attröt

From light green to orange, an early ripening pointed pepper with minimal seed base. Thin-walled around 18-22 cm long fruits. Strong and tall-growing. Long harvest period. For growing under cover. Sweet and aromatic in flavour.



**G752**

### Kyra

B. Vosselman

Sweet pointed pepper with an open, high growth. The long-shaped fruits quickly ripen from pale green to orange and grow to 20-22 cm. Fruits keep well after picking. Robust plants whose fruits will still ripen during cooler weather at the end of the season. Very good, sweet taste.



**G753**

### Zazu

B. Vosselman

Sweet pointed pepper with an open tall growth. The long-shaped fruits change from pale green to yellow and can grow to 18-22 cm in length. Robust plants whose fruits will still ripen in cooler weather at the end of the season. Fruits keep well and have a very good flavour.



**G303B**

### Sweet Dreams

T. Ritzer

High yielding, vegetable paprika of peperoni type: long (up to 15 cm), narrow tapering fruits, about 3 cm wide. Light yellow ripening to red. Well suited for outdoor cultivation. Mild flavour.



**G309A**

### Ferenc Tender

ReinSaat

Early ripening paprika with light yellow, pointed fruits, which ripen to a brilliant red.









**G300**  
**Yolo Wonder**

b-d EHZ  
Large, glistening dark green ripening to red, thick fleshed fruit of stocky form. Particularly suited to grow in a greenhouse. Healthy growth and relatively early ripening. High yielding. Good taste.




**G685**  
**Alfonsina**

b-d EHZ  
Developed from Afrodita. A pepper ripening from green to yellow-orange with compact, stocky, strongly ribbed, thick-walled fruits up to 200 g. Medium-fast development time. Heavy individual fruits. Uniform growth. Specially suited for growing under glass or plastic. Potential for high yields. Exceptionally good flavour.




**G751**  
**Yellow California Wonder**

b-d EHZ  
Medium-tall thick-skinned pepper with heart-shaped fruit that ripen to orange-yellow. Fruits weigh around 185g. Thick-walled fruits which break off easily when picked. Good potential yield.




**G742**  
**Chocobell**

b-d EHZ  
Dwarf to medium-tall, thick-walled pepper with dark green, thick skinned fruits that ripen to red-brown. Medium-early, fruit weigh an average of 160g. Specially suitable for growing under cover. Very aromatic taste.




**G306**  
**Pusztagold**

b-d EHZ  
Medium early, high yielding paprika with pale yellow, large, stump ended fruit. Also suited for outdoor cultivation. Bright red ripening. Mild, yet aromatic flavour; can also be consumed raw while still green.




**G661**  
**Liebesapfel**

b-d EHZ  
Well known, traditional connoisseur variety with round, tomato-shaped fruits. Thick fleshed and ripening from green to red. Also suitable for outdoor cultivation. Exceptional flavour. Speciality for amateur gardeners.




**G755**  
**Padron**

Tall growing, very high yielding variety. Many, small thin-skinned fruits. Very productive right into the the autumn. The fruits are entirely green up to 5 cm in length and recommended for frying. Larger fruits become hot. Known as "Pimientos de Padros" (classic Spanish tapas) and also "Russian Roulette pepper" because even the small peppers can be hot.




**G740**  
**Fritz**

I. Attrot  
Low growing and compact mini-pepper. Medium early ripening and potential for a high yield. Robust and vigorous. Very sturdy. 10 to 12 cm long, slightly conical, thick-walled fruits which ripen from green to carmine red. Especially suited for outdoor cultivation and growing in tubs or raised beds. The fruits keep very well after harvest. Aromatic and delicious.



**G721**  
**Flynn**

B. Vosselman  
Flynn is a robust snack pepper variety with a low growth habit and it stands well. It has bright orange, thick fleshed fruit that are about 7-8 cm long and weigh 40 g. Well arranged plant form with fruit that are easily picked and ripen early. The high yield means that that a regular cropping is possible. Especially suitable for growing outdoors. Very good taste.



Pepper



G720

## Radja

B. Vosselman

Radja, a yellow snack pepper is a robust, low-growing and stable variety. The bright yellow fruits grow to 7-8 cm in length and weigh around 30-40 g. The fruit hang well, are easy to harvest and ripen early. Thanks to the high yield, regular cropping is possible. Especially suitable for open ground cultivation. Very good flavour.



demeter



G674

## Türkischer Gewürzpaprika

RS b-d EHZ

Hot, early mid-season paprika with thin-skinned blunt ended fruits that ripen from dark green to red. 7-8 cm long. Suitable for fresh consumption as well as for drying. Sharpness grade: 3.



demeter

## Chili pepper

These plants love warmth even more than the vegetable pepper and are more or less hot to the taste, which is classified on a scale of 0 (mild) to 10 (extremely hot).



G304

## De Cayenne

b-d EHZ

Hot chilli with 10-12 cm long, slim, green fruits. Ripens to red. Relatively tall growing, good potential yield. Sharpness grade: 6.



demeter



G778

## Gelbes Rüsselchen

b-d EHZ

Golden yellow chilli with bent fruits. Good yield as a result of its early maturity - 60 days from planting. Fruit weigh about 10 g and are 10-14 cm long. Since they grow to 80-100 cm tall and have long side shoots, support is recommended. Suitable for growing outdoors in tubs. Very pleasant flavour and a good degree of sharpness. Sharpness grade: 5.



demeter



G657

## Jalapeno Ruben

ReinSaar

A very productive, thick fleshed chili. Fruits are about 7 cm long with rounded points and turn red as they ripen. Suitable for both indoor and outdoor cultivation. Suberisation is typical for this variety. A pleasant fruity spiciness. Sharpness grade: 3.



demeter



New

G804

## Red Gunda

b-d EHZ

High yielding chilli with 7-12 cm long fruits that grow in upright bunches on the plants. A lot of fruit is produced. The fruits weigh about 3 g. Plants grow to 80-100 cm. Valuable as an attractive pot or container plant. Also suitable for growing in open ground. Good drying properties. Pleasant chilli flavour. Sharpness grade: 7.




demeter






**G684**  
**Lila Luzi**

b-d EHZ  
A decorative small fruited chili with purple leaves. Fruits change from purple via yellow and orange to red as they ripen. Particularly attractive when grown in pots and tubs. Can also be grown in open ground. Sharpness grade: 7. Speciality for amateur gardeners.




**G673**  
**Habanero Orange**

ReinSaat  
Very hot, fruity-aromatic Habanero. The lantern shaped fruits ripen from green-yellow to orange. Especially good in fiery sauces, best used fresh, some of the flavour is lost through drying. Ripening time: around 100 days. Warmth and early propagation is very important! Sharpness grade: 9-10. Very hot!



**G777**  
**NuMex Suave**

b-o EHZ  
Early ripening, bright yellow Habanero chilli with thin-walled, shiny fruits weighing around 20 g and with a diameter of 6-8 cm. Period of productive and regular harvesting, keep well after harvest. Not suitable for drying. Growing height 100-120 cm. Also good for growing in tubs outdoors. Very fruity flavour, mild strength. Sharpness grade: 3.



# Tomatoes *Solanum lycopersicum*

**Raise in seed bed:** for greenhouse: from January till beginning of April for planting out from March till mid of May for open ground: from March till beginning of April for planting out from beginning till end of May

**Seed germination temperature:** 18-22 °C

**Planting distance:** greenhouse in double rows ca. 75 x 40-60 cm open ground ca. 100 x 50 cm

**Optimal amount of plants:** 2-3 plants/m<sup>2</sup>

**Sowing depth:** 0.5-1 cm

**Thousand Grain Weight:** 3-4 g

**Precision seed:** at least 90 % germination

**Multiplier:** BGH, BOL, CUL, EWE, GAT, HSP, MF, PEN, PLW, QBT, RH, SEV, SR, SWE, UB, WH



Tomatoes | Pepper

Variety	Type	Colour	Shape of fruit	Fruit weight	Ripening	Growing situation
Pilu	normal	red	round	80-100 g	medium early	🏠
Tica	normal	red	round	70-80 g	medium early	🏠🏠
Bolstar Granda	normal	red	round	100 g	medium early	🏠🏠
Matina	normal	red	round	70-80 g	early	🏠🏠
Hellfrucht	normal	red	round	80 g	medium early	🏠
Dorenia	normal	red	round oval	60-70 g	medium early	🏠
Quadro	normal	red	oval	70 g	medium	🏠
Bellarubin	normal	red-brown	round oval	80-90 g	medium	🏠🏠
<b>New!</b> Duttingold	normal	yellow	round	50-60 g	medium	🌱
Goldene Königin	normal	yellow	round	60-70 g	medium	🏠🏠
Green Zebra	normal	green - yellow	round	100-120 g	medium	🏠🏠
Berner Rose	beef heart tomato	pale red	round	150-250 g	medium	🏠🏠
St. Pierre	beef heart tomato	red	flattened round	100-150 g	medium	🏠🏠
Sonnenherz	oxheart tomato	yellow	heart-shaped	250-350 g	early	🏠🏠
Heart of Gold	oxheart tomato	yellow	heart-shaped	340 g	medium	🏠🏠
San Marzano	plum tomato	red	elongated	90 g	medium	🏠🏠
Marmorossa	plum tomato	red	elongated	200 g	medium	🏠🏠
<b>New!</b> Donnavita	plum tomato	red	elongated	50 g	medium	🏠🏠
<b>New!</b> Rio Grande	plum tomato	red	round oval	125-140 g	early	🏠🏠
Trixi	cherry tomato	red	round oval	20 g	medium	🏠🏠
Zuckertraube	cherry tomato	red	round	20-25 g	medium	🏠🏠
Goldiana	cherry tomato	orange	flattened round	20 g	medium early	🏠🏠
Yellow Submarine	cherry tomato	yellow	pear shaped	20 g	medium	🏠🏠
Black Cherry	cherry tomato	dark purple	round	25 g	medium	🏠🏠
<b>New!</b> Datella	cherry tomato	red	date-shaped	10-15 g	early	🏠🏠
Ormato (BOL-T-4701)	cherry tomato	orange	date-shaped	15 g	early	🏠🏠
Philamina	cherry tomato	red	round	12 g	early	🌱
Primabella	cherry tomato	red	round	25-30 g	medium early	🌱
Ruthje	cocktail tomato	red	round, slightly heart shaped	40-55 g	medium	🏠🏠
Resibella	cocktail tomato	red	round	50 g	medium	🌱
Bogus Fruchta	balcony tomato	red	round	40 g	very early	🌱
Rotkäppchen	balcony tomato	red	round	50 g	very early	🌱
Golden Currant	wild tomato	yellow	round	6 g	early	🌱
Rote Murrel	wild tomato	red	round	3 g	early	🌱

🏠 = under glass 🌱 = open ground (protection recommended) 🌱 = open ground

Normal

Round tomatoes weighing from 60g to 120 g. They are often sold on the vine, making varieties which ripen evenly on the vine most desirable.



**G418**

**Pilu**

R. Specht

Strongly growing, mid - early tomato for protected cropping. The fruits are bright, rich red, fairly firm, good tasting, juicy and good for daily picking and direct marketing. Resistant to *Fusarium oxysporum* as well as *Cladosporium*.



**G419**

**Tica**

R. Specht

Second early, high yield tomato with short inter-nodes for protected cropping. Beautiful, shiny very firm fruits that can ripen on the plants for a long time. Can also be harvested in racemes. Because of the long storage life, Tica is also good for supplying wholesalers. Resistant to: *Fusarium oxysporum*, Tobacco mosaic virus, *Verticillium*.



**G671**

**Bolstar Granda**

B. Vosselman

Strong growing, very healthy, late maturing tomato for growing under glass and plastic. Firm round fruits. Very split resistant. *Verticillium* (V), *Fusarium oxysporum* (FOL 0,1), *Cladosporium* ("Samtflecken") (Ff 1-5), tobacco mosaic virus (TMV).



**G422**

**Matina**

b-d EHZ

Very early maturing outdoor tomato, also suitable for protected cultivation. Potato leaved variety with medium large, glowing red and burst proof fruits. Speciality for amateur gardeners.



**G420**

**Hellfrucht**

b-d EHZ

Robust, high yielding outdoor tomato. Light coloured fruit that are burst proof even with changeable weather, resistant. Speciality for amateur gardeners.



**G626**

**Dorenia**

C. Matthes

Medium early, very vigorous tomato with rounded oval, split resistant fruits. Very healthy plants particularly resistant to potato blight. Good yields. Well developed fruity flavour. Speciality for amateur gardeners.



**G430**

**Quadro**

H. Spieß

Strong growing staking tomato with a high yield that is suitable for both indoor and outdoor cultivation. Resistant to *Phytophthora*. The oval fruits are highly marketable and particularly suited to processing. Speciality for amateur gardeners.



**G802**

**Bellarubin**

S. Wedemeyer

Vigorous ordinary type of tomato with relatively large, oval, dark red to brown ripe fruits. Fruits weigh around 110 g. High yielding potential, very even harvest through to the end of the season. Balanced aromatic taste.







New

G806

### Duttingold

C. Matthes



Vigorously growing, bright yellow, normal fruiting tomato for the open ground. Homogenous stand with high resistance to Phytophthora (potato blight). Health, firm fruits, very split-resistant. High yield potential, average fruit weight of about 60 g. Pleasantly aromatic, pronounced acidic taste.

The name of this new tomato variety by Christoph Matthes comes from the breeding place, the Dottenfelderhof, and the wonderful bright golden colour of the fruit. Already in 976 AD, the Dottenfelderhof was referred to as 'Dutdunuel'. In contrast, the name 'Duttingold' flows more easily from the tongue.



G423

### Goldene Königin

b-d EHZ

Semi-vigorous staking cordon tomato with round, golden yellow fruit of medium size. Mild, aromatic flavour, low acidity. Speciality for amateur gardeners.



G749

### Green Zebra

b-d EHZ

Medium-late speciality tomato with striped fruits that ripen to a yellow-green. Green juicy flesh and thin skin. Vigorous plants with close inter-nodes and high yielding potential. Rich aromatic taste.



### Beefheart tomatoes

Beef tomatoes form large, soft fruits with little jelly around the seeds. Weighing from 100g to over 200g. Pinching out of the of the 1st and optionally 2nd panicle to max. 3 fruits recommended. Positive influence on the development of the plant and the fruit yield.



G431

### Berner Rose

Kultursaat EHZ

Very good flavour, with large fruits, a speciality for the market gardener with a very attractive and unusual pale pink coloured fruit. Thin skinned.



G424

### St. Pierre

b-d EHZ

Large fruited, productive, fleshy tomato with flattened round fruits. Fruit weight ca. 120 g. Speciality for amateur gardeners.



G734

### Sonnenherz

b-d EHZ

Early oxheart tomato with open foliage and therefore easy to manage. Pale red or orange-yellow ripening, many-chambered fruits. A large amount of fruit flesh and little gelatinous mass. Fruit shapes display some variation. Very good aromatic and fruity flavour.



G750

### Heart of Gold

I. Attrot

Healthy oxheart tomato with heart-shaped fruits that turn yellow when ripe. High potential yields, the fruits weigh around 340 g and are well coloured and even in shape. Easily managed plant form. Very good taste.



## Plum tomatoes

This variety is egg- or bottle-formed, has few seeds and a lot of flesh, making them a popular variety for use in the kitchen.



G429

### San Marzano

b-d EHZ

Robust, strong growing variety, with elongated fruits that are particularly suited for tomato paste production. Speciality for amateur gardeners.



G766

### Marmorossa

b-d EHZ

A Roma tomato with elongated, pointed fruits weighing 200g that ripen to red with flashes of yellow. Open and easily managed growing habit. The flesh of the fruit is firm. Very good flavour.



New

G814

### Donnavita

F. Jordan

A fast-growing, red-fruited plum tomato with a high yielding potential. Firm 50 g fruits, attractive colour and firm fruit flesh of an agreeable consistency. Harmonious form and easy to cultivate, sweet and mild aromatic flavour.



New

G809

### Rio Grande

b-d EHZ

A determinate (bush), high yielding red plum tomato with very firm fruits weighing 125-140 g. High yielding potential, also suited to outdoor production in protected areas. A very split-resistant tomato with a good flavour. A speciality for the hobby gardener.



## Cherry/cocktail-tomatoes

Their small size makes cherry tomatoes a popular snack vegetable, often used as garnishing. Weight up to 30 g. Cocktail tomatoes weigh from 30 to 60 g.



G659

### Trixi

S. Wedemeyer

A healthy cherry tomato with harmonious growth. Split resistant, brilliant red, slightly oval fruits. Easy to manage with its fine form and short internodes. Good for bowls of 'cherry mix'. Also suitable for outdoor cultivation. Very good, sweet flavour.



G427

### Zuckertraube

b-d EHZ

Heavy cropping, relatively large cherry tomato with long bunches with red, appealing fruits. Vigorous. Side growths can also be trained. Very good, particularly sweet flavour.







G689

## Goldiana

S. Wedemeyer

Orange, fine oval cherry tomatoe. A plant with vitality and an open well ordered growth pattern makes it easy to manage. Good leaf-to-fruit ratio, early to mid-season, easy-to-harvest fruits. Good yields, resistant to splitting, average keeping quality. Good for bowls of 'cherry mix'. Pleasant level of acidity and good consistent flavour.



bioerita



G432

## Yellow Submarine

RS b-d EHZ

Yellow cherry tomato with an open growing habit. Potato leaf type. Many small, beautiful, pear shaped fruits growing in long racemes, delicious flavour. Because of its funny shape and good taste it is known as the 'children's tomato'.



G623

## Black Cherry

RS b-d EHZ

Heavy yielding and vigorous cherry tomato with dark purple fruits. Good flavour and very healthy. Good for bowls of 'cherry mix'.



New

G798

## Datella

F. Jordan

Red date tomato with an open tall growing habit, easy to cultivate. Firm fruits with a weight of 10-15 g and a uniform colour. Resistant to splitting. Easy to pick with sepals. Healthy plants, resistant to Cladosporium and blossom end rot. Aromatic, slightly sour taste.



bioerita



G767

## Ormato (BOL-T-4701)

B. Vosselman

Cherry-date tomato, ripens to bright orange, well coloured. Firm-fleshed fruit with attractive ribs. Fruiting vines with 2-3 branches. Can be harvested with or without the sepals. Good yielding potential. Sweet and aromatic.



G736

## Philamina

C. Matthes

Sturdy outdoor tomato with attractive, small, firm and well-coloured fruits. They have firm and attractive sepals, easy to harvest. Store for a long time. The plants are pretty to look, begin cropping early and continue for a long period. Very resistant to splitting. Extremely good taste. Speciality for amateur gardeners.



bioerita



G711

## Primabella

B. Horneburg

A very vigorous outdoor cherry-tomato with medium-early red fruits and fine sepals. Very robust plants with dark green leaves, exceptionally resistant to Phytophthora (potato blight). Good, firm fruit that keep well. Well-rounded flavour, sweet-sour taste. Speciality for amateur gardeners.



G433

## Ruthje

U. Behrendt

Very bright red tomatoes, slightly heart shaped and with indentations round the stalk. Shiny, strong leaves with short internodes, good fruiting position. Not suited for truss harvesting. Exceptionally good flavour with balanced sweet/acid ratio.



bioerita



G735

## Resibella

B. Horneburg

Vigorous outdoor tomato. Very attractive, well-coloured fruits with glistening skin. Medium long development period. High yielding potential and easy-to-pick fruits. Very resistant to Phytophthora (potato blight). Speciality for amateur gardeners.



## Balkony tomatoes

Balkony tomatoes are bush tomatoes characterized by limited growth, which makes them suitable for cultivation in flower pots.



G629

### Bogus Frucht

C. Matthes



Open growing, early ripening bush tomato with fruity-sweet tasting, round, red fruits. Pinching out side shoots is not necessary with this dwarf bush tomato. Height up to 65 cm. Plant should be supported with a stake. Speciality for amateur gardeners.



G434

### Rotkäppchen

b-d EHZ

Compact bush tomato with a relatively open growth habit and good tasting round fruits of the ordinary fruiting type. Height up to 55 cm. Very good for balconies and containers. With determinate bush types, the pinching out of side shoots is not necessary. Speciality for amateur gardeners.



## Wild tomatoes

### *Solanum pimpinellifolium*

Wild tomatoes are less demanding than cultivated strains. Their nutrient demand is low. Too much compost and watering leads to strong leaf development and a reduction in fruit quality. They are much more resistant to leaf red (blight) than the usual kinds of tomato and therefore grow well outside. They grow as bushes, the side shoots should be selectively pinched out and the plants tied up a bit. If the side shoots of a few plants are trained up a pole, their fruit will ripen earlier. Due to their vigorous bushy growth, the plants can be grown in many different ways. The plants can be allowed to grow freely to at least 1 metre in height.



G607

### Golden Currant

Golden yellow tomato with cherry sized, sweet and tasty fruits. Resilient outdoor variety. Early and high yielding. Can also be grown in large pots on the balcony or patio. Speciality for amateur gardeners.



G608

### Rote Murrel

Very sweet, red, tiny fruits. Almost as vigorous as the Golden Currant. It needs a continuous temperature of around 24 degrees for propagation. Speciality for amateur gardeners.



## Varieties for outdoor cultivation

The following tomato varieties are specially suited to outdoor cultivation. They have strong resistance to *Phytophthora infestans* (potato blight) and have already proved themselves in commercial production.



**Duttingold**  
Normal

G806



**Philamina**  
Cherry tomato

G736



**Primabella**  
Cherry tomato

G711



**Resibella**  
Cocktail tomato

G735



# Aubergine

*Solanum melongena*

**Raise in seed bed:** for greenhouse: from January for planting out from March for open ground: from March for planting out in May

**Seed germination temperature:** 20-24 °C

**Planting distance:** greenhouse in double rows ca. 75 x 40-60 cm  
open ground ca. 100 x 50 cm

**Optimal amount of plants:** 2-3 plants/m<sup>2</sup>

**Sowing depth:** 0.5-1 cm

**Thousand Grain Weight:** 4-5 g

**Precision seed:** at least 90 % germination

**Multiplier:** COL, MTB, PEN, PLW, RH, WIT



**G641**

**Zora**

R. Specht

Vigorous market garden variety with long oval shaped, deep purple fruits. Sepals are only slightly prickly. Uniform fruits. Its harmonious form makes the plant easy to manage. Good typical aubergine taste.



**G681**

**De Barbantane**

b-d EHZ

Very vigorous and healthy outdoor variety from France, with upright growth. Support is recommended. The fruits grow to around 20-25 cm long, have a long barrel shape and are dark to black in colour with a smooth, shiny skin. Speciality for amateur gardeners.



**New**

**G780**

**Lea**

I. Attrot

Robust, vigorous aubergine for outdoor cropping with a dwarf (50cm high) growing habit. The oval purple-white streaked fruits weigh ca. 200-250g. Flesh is firm with an aromatic taste. Speciality for amateur gardeners.



“Aubergines always seemed like queens to me: sovereign, worthy and feisty. Breeding began with the aim of developing an early ripening, good tasting and digestible fruit on strong upright plants and this is exactly what this variety turned out to be. In addition, it is also beautiful and, with its unremovable sepal thorns, also very resistant. This gave rise to its name: Penthesilea – like the Amazon queen before Troy, or shortened to ‘Lea!’”  
*Iris Attrot*

# Physalis

*Physalis peruviana*

**Raise in seed bed:** from mid of March for planting out from May

**Seed germination temperature:** 20-24 °C

**Planting distance:** ca. 70 x 50 cm

**Optimal amount of plants:** ca. 3 plants/m<sup>2</sup>

**Sowing depth:** 0.5-1 cm

**Thousand Grain Weight:** 1-1.6 g

**Multiplier:** GAT, WH



**G646**

**Schönbrunner Gold**

RS b-d EHZ

Very vigorous plants with dark golden yellow berries for selling fresh. A large fruited selection from the horticultural research institute of Schönbrunn, Vienna. For open ground cultivation only. Support and training needed. Similar climatic condition to peppers and aubergines required. Very aromatic fruits with a sweet-sour taste.



# Sweet corn *Zea mays convar. saccharata*

**Direct sowing:** beginning of May till mid of June

**Planting distance:** single rows ca. 60 x 20-25 cm  
double rows 80-100 x 20-25 cm

**Optimal amount of plants:** 6-10 plants/m<sup>2</sup>

**Sowing depth:** 3-5 cm

**Amount of seed needed:** ca. 1,000 seeds/a; 5-7 seeds per running metre

**Thousand Grain Weight:** 100-300 g

**Cultivation note:** Because of the danger of crossing they should be planted at least 500 m away from fodder maize crops and other sweet corn varieties.

**Precision seed:** at least 85 % germination

**Multiplier:** FRE, PAV, SR, WB



**G455**

## Golden Bantam

b-d EHZ

Golden Bantam is an old variety (around since 1902). It is a medium sweet variety of sweet corn. The cobs are of very good quality if harvested when milk ripe. The conversion of sugar to starch proceeds more rapidly after being picked than with the extra sweet varieties. It is therefore essential that cobs are consumed fresh and within a day of picking. Pleasant flavour, less sweet than the hybrids. Speciality for amateur gardeners.



## Sweet corn, extra sweet

The process of transforming sugar into starch is (as with the so-called sh2 types) considerably slowed down. The varieties have a vigorous early development stage, are stable and robust. The cobs are large and regular. The plants have a medium to tall growth habit. The variation in height as compared to hybrids has no effect on the cob yield. An especially flavoursome taste with a considerable amount of sweetness.



**G456**

## Damaun (early)

F. Ebner

Maturity (shortest period) ca. 85-95 days. Medium tall growth. The cobs are somewhat smaller than later varieties.



**G458**

## Tramunt (late)

F. Ebner

Maturity (late) ca. 100-105 days. Tall growth.



**G726**

## Sugrano

C. Matthes

Vigorous tall sweet corn. Cob size is similar to Mezdi and Tramunt. SH2 type with an intense sweetness and well rounded flavour. Around 100 days to maturity.



Sweet corn



# Leeks *Allium porrum L.*

**Raise in seed bed:**

early leeks: from mid of January for planting out in March  
 autumn leeks: February till March for planting out from May till June  
 winter leeks: April till beginning of May for planting out from beginning of July till beginning of August

**Seed germination temperature:** 16-18 °C

**Planting distance:** 30-40 x 8-15 cm

**Optimal amount of plants:** early leeks till 25 plants/m<sup>2</sup>  
 autumn/winter leeks 12-16 plants/m<sup>2</sup>

**Sowing depth:** 2-3 cm

**Thousand Grain Weight:** 2-4 g

**Precision seed:** at least 85 % germination

**Multiplier:** CN, FRE, PLW, RH, SR, WB, WDA, WIT



## Cultivation guide Leeks

■ Planting ■ Harvest

Variety	Jan	Feb	Mar	Apr	May	Jun	Jul	Aug	Sep	Oct	Nov	Dec
Hilari			■	■				■	■			
Kulaures			■	■				■	■			
Philomene				■	■	■	■		■	■	■	■
Herbstriesen 2/Hannibal				■	■	■	■		■	■	■	■
Sevino					■	■	■			■	■	■
Haldor					■	■	■			■	■	■
Blaugrüner Winter/Husky	■	■	■	■			■	■				■
Blaugrüner Winter/Avano	■	■	■	■			■	■				■
Freezo	■	■	■				■	■				■

Leeks



**G322**  
**Hilari**

b-d EHZ

Variety for harvest in summer and autumn. Medium green leaf. Very long, narrow and closed stem shafts. Suitable for growing early crops under glass. Bolt resistant and quick growing.



**G733**  
**Kulaures**

T. Heinze

Fast growing early leek. Bolt resistant, suitable for both early cropping and autumn cultivation. Plants with long shafts, upright leaves, minimal bulb formation and high yielding potential. Particularly good taste. Also available as seeding strips in 7.5 m rolls.



**Early leeks**  
 Quick-growing, relatively light-coloured variety, tends not to shoot up. For early planting as of March, harvest as of late June.



## Autumn leeks

Slower-growing, darker variety, promising a very good harvest in autumn.



**G682**

### Philomene

C. Henatsch



Tall growing autumn leek with long and reasonably thick stems. Erect leaf arrangement, mid to late season growth. Rarely develops bulbs, readily cleaned, high yielding. Pleasant, aromatic and well balanced flavour.



**G323**

### Herbstriesen 2/Hannibal

b-d EHZ

Medium green, thick stemmed autumn leek with slightly drooping leaves. Very productive. Suited for throughout the autumn season into the winter. Also available as seeding strips in 7.5 m rolls.



**G759**

### Sevino

K. Becker



Fast growing autumn leek with dark leaves and upright leaf structure. Minimal bulb formation, high level of uniformity. Easy to clean and high yielding potential. Also available as seed tapes in 7.5m rolls



**G321**

### Haldor

M. Groen



Selection from "Blaugrüner Herbst". Medium long stem with a larger proportion of white; dark, blue-green and upright leaf placement. Only a slight tendency to form bulbs. Limited frost resistance. For the late autumn season into the winter. Very good taste. Also available as seeding strips in 7.5 m rolls.



## Winter leeks

Particularly hardy varieties with shorter stems for harvesting in winter and spring.



**G324A**

### Blaugrüner Winter/Husky

b-d EHZ

Frost hardy, high yielding winter leek for harvesting into the winter. Long, white stems without bulb formation, the grey green leaves are healthy, strong and relatively upright making for easier harvesting.



**G326**

### Blaugrüner Winter/Avano

H. Ritter



The Avano line is characterised by an improved stem length and narrower leaf placements. The leaves have a strong blue green leaf colour, an erect leaf arrangement, and demonstrate good frost resistance. For harvesting into the winter. Also available as seeding strips in 7.5 m rolls.



**G630**

### Freezo

C. Nagel



Dark, late winter leek. Particularly good for overwintering for harvesting in spring, very frost-hardy. Stem length ca. 17 cm. Upright growth without any side bulbs. Also available as seeding strips in 7.5 m rolls.





# Onions *Allium cepa*

**Raise in seed bed:** beginning of March for planting out from beginning of April

**Direct sowing:** beginning till end of March

**Seed germination temperature:** ca. 20 °C

**Planting distance:** direct sowing 25-30 x 2.5 cm planting ca. 30 x 30 cm

Spring onions: 20 x 20 cm, 1 plant/soil block

**Optimal amount of plants:** 80-100 plants/m<sup>2</sup>; 10-12 soil block/m<sup>2</sup>; Spring onions: 25 plants/m<sup>2</sup>

**Sowing depth:** ca. 2 cm

**Amount of seed needed:** ca. 50 g/a; ca. 40 seeds per running metre

**Thousand Grain Weight:** 3-4 g

**Precision seed:** at least 90 % germination

**Multiplier:** MAB, MH, ROS, SR, SWE, WH



**G460**

## Stuttarter Riesen

b-d EHZ

Early to second early, flattened globe shaped, yellow onion with very good keeping qualities and fine flavour. Also a good variety from which to produce onion sets.



**G461**

## Sturon

b-d EHZ

Second early, round, yellow-brown skinned variety for both food and set production; high yielder and good keeper.



**G462**

## Rijnsburger 5/Bajosta

b-d EHZ

Rijnsburger-5-Selection with good storage quality. Second early onion for growing from seed with a fine round form and pale bronze skin. Quick and powerful growth with strong leaves. Firm, round storage onion that retains its skin well; very high yielding.



**G718**

## Rijnsburger 5/Bingo

b-d EHZ

A Rijnsburger 5 selection that stores very well and is resistant. A mid to late onion for growing from seed. It is markedly uniform and has a narrow neck. Light bronze skin colour. Fast growing and sturdy with strong foliage. Firm, round storage onion with a healthy outer skin. Very high yielding.



**G463**

## Robelja

b-d EHZ

Second early, dark red, with colour that penetrates through the onion with round to slightly flattened form. Very high yielding, healthy and good for mediumlong storage.





G760

## Rose de Keruel

S. Wedemeyer

Large, pink-bronze coloured onion. Very uniform, upright foliage of intermediate vigour. Early maturing, productive, very uniform. Stores very well, rose tinted flesh, visually very appealing. Relatively sweet, minimal acidity. Good flavour.



demeter



G757

## Cuisse de Poulet

b-d EHZ

Long, shallot-like traditional onion from France. Short light grey-green leaves, pink-white flesh, average keeping quality, good level of sweetness and exceptional aroma. Thanks to its taste it is best eaten raw.

demeter



New

G808

## Yellow Sweet Spanish

A visually attractive sweet onion with copper-coloured, very firm skin. Uniform onions with very good storage qualities weighing 400-500 g. Resistant to sun burn. Slow growing. Good flavour with a spicy touch.

demeter

# Bunching onion *Allium fistulosum*

**Raise in seed bed:** for open ground: successional mid of January for planting out from mid of March, last sowing end of June for planting out end of July for greenhouse: mid of July for planting out mid of August

**Direct sowing:** open ground: successional beginning of March till beginning of July overwintering in greenhouse: beginning till end of August

**Seed germination temperature:** ca. 20 °C

**Planting distance:** direct sowing 25-30 x 2 cm  
planting ca. 30 x 20 cm

**Optimal amount of plants:** ca. 100 plants/m<sup>2</sup>, 5-7 seeds per soil block

**Sowing depth:** ca. 2 cm

**Amount of seed needed:** ca. 50 g/a;  
60-70 seeds per running metre

**Thousand Grain Weight:** 3-4 g

**Multiplier:** ROS, WH



Bunching onion | Onions



G466

## Ischikrona

A. Maaß

Developed from Ishikura Long White. Bunching onion which instead of onions, forms long white and thick stems. Leaves are fresh green and stand very upright. Sowing time bunching onion: Successional beginning of March till mid July. For throughout the season and reasonably frost hardy.



demeter



G616

## Winterheckenzwiebel

b-d EHZ

Perennial, robust onion plant with strong foliage. Flower heads form 30-60 cm high. Fast growing, also suitable for growing under cloches. Sowing time: Beginning of March to end of April. The green leaves are harvested over several years and continually re-grow.

demeter

## Tip for cultivation

Welsh or Japanese bunching onions form rough, tightly growing bulblets that grow earlier than chives in spring. The continuously regrowing leaves can be harvested for nearly the whole year. This strong onion plant is perennial and has no problem overwintering. Can also be grown in pots (min. 10 l).



# Onion sets and garlic cloves

Because of their moisture content they cannot be sent out with seed. Despatch time is dependent on seasonal and weather conditions. **Spring dispatch is from the end of February, in autumn from mid to late September.**

## Guidelines for onion sets:

The production of onion sets for the organic grower presents major challenges. In order to prevent fungal infection (*Fusarium oxysporum* and *Peronospora destructor* (downy mildew)) a method of heat treatment was developed in Holland. This procedure involves the sets being aerated with warm air for three days at 40 to 42 °C. Unlike with the previously used treatment with warm water, the skins of the sets retain their original colour.

## Please note:

Orders of onion sets and garlic cloves are counted as a separate item with regard to carriage costs. The available packaging units are to be found in the separate price list.



## Order period

Spring planting material:

October till January

Autumn planting material:

February till August

## Onion sets

*Allium cepa*

**Time to set:** March till April

**Planting distance:** ca. 30 x 5-10 cm

**Planting depth:** 4-5 cm

**Multiplier:** TOP

Variety	Art. Nr.	Size (Ø)	1 kg reflects ca.	Amount needed (kg/a)
Sturon (small grading)	G521A	10-22 mm	350-450 onions	15
Sturon (large grading)	G521C	22-26 mm	150-180 onions	40
Stuttgarter Riesen (small grading)	G758A	10-22 mm	350-450 onions	15
Red Baron (red)	G525	10-22 mm	350-450 onions	15
Shallots 'Red Sun'	G535	22-44 mm	40-60 onions	45
Shakespeare (Winter onion sets)	G784	10-22 mm	350-450 onions	15



**G521**

### Sturon

Round, shoot-resistant onions that are firm-skinned and lasting. The small sized selection (G521A) is well suited for dry onion production, the larger sized selection (G521C) for the use as bunch onions, as the onions sprout faster and more vigorously and are also more prone to shooting. Produced exclusively for us from Demeter seeds.



**G758A**

### Stuttgarter Riesen

Early to second early, flattened globe shaped, yellow onion with very good durability and fine flavour. Exclusively grown for us from Demeter seeds.



**G525**

### Red Baron

Red onion. Especially good for selling in bunches too. Heat treated and therefore bolt resistant. Sizes: 10-21 mm.





G535

## Shallots 'Red Sun'

Red skinned, round variety for the connoisseur cook. Shallots are known for their tasty yet mild flavour. Planted ca. 25 cm between rows and 12-15 cm between plants, required quantity for planting: 45 kg for 100 m<sup>2</sup>.



## Winter onion sets *Allium cepa*

**Time to set:** beginning of October

**Planting distance:** ca. 30 x 5-10 cm

**Planting depth:** 3-5 cm

**Multiplier:** TOP



G784

## Shakespeare

Round winter onion sets, with a good formation, firm skin and a consistently high yield. Also suitable for short term storage. Plant from the end of October. Delivery from September!



## Garlic cloves *Allium sativum*

**Time to set:** spring garlic beginning of March till beginning of April  
autumn garlic end of September till mid of October

**Planting distance:** ca. 30 x 15-20 cm

**Planting depth:** 4-5 cm

**Amount needed:** 10-15 kg/a; 1 kg contains ca. 150 cloves

**Cultivation note:** Whole garlic cloves will be delivered. Important: Individual cloves should be separated immediately before planting.

**Multiplier:** AIL, GBF, EIL



G725

## Cledor

Spring garlic with a white external skin and rose coloured cloves. Slow growing, specially suited for marketing in the half-dry or dry state. 10-16 cloves per bulb. Particularly resistant to Fusarium wilt and hence good for storing.



G540

## Thermidrome

Early autumn garlic with white, bluish-purple veined cloves. High yielding robust variety. Ideal for the fresh market, medium storage ability.





# Green manures

Green manures are very important for organic growing systems. Green manures should be sown whenever an area of ground is not being cultivated for shorter or longer time periods. It allows the soil to replenish itself, be thoroughly penetrated by plant roots and maintain and even improve its fertility:

- Winter hardy species can prevent the leaching of nutrients during the dormant season.
- Quick growing species help to repress weed growth.
- Deep rooting species can help bring nutrients to the surface from deeper layers.
- The legume family can fix nitrogen from the air with the help of nitrogen fixing bacteria and make it available for succeeding crops.

**Multiplier:** CAM, COL, HGO, HOH, HUS, JOJ, KBH, KIF, MDÖ, MH, MTB, NMG, TRO


**Green manure for garden areas.**  
Please note the units on the price list.

We obtain organically grown green manure seeds from the leading producers of organic seeds. These seeds are produced exclusively on areas of land registered with one of the following organic certifiers: Bioland, Demeter, Naturland, Bio Suisse (Switzerland) und Ernte-Verband (Austria). A certificate from these organisations for each individual seed lot is not currently available. We are offering the seed in accordance with EU Organic Regulation VO (EU) 2018/848.

Item no.	Species/Variety	Botanical name	Sowing times	Amount of seed needed
D203	Field beans	Vicia faba	February - end of July	2 kg/a
D210	Egyptian Clover	Trifolium alexandrinum	April - mid August	200-300 g/a
D260	Blue lupin	Lupinus angustifolius	mid of March - mid August	1.2-1.5 kg/a
D110	Buckwheat	Fagopyrum esculentum	April - end of August	600-800 g/a
D301	Sainfoin	Onobrychis viciifolia	April - mid August	1.9 kg/a
D116	Yellow Mustard	Sinapis alba	Mid August - end of September	200 g/a
D521	Birds Foot Trefoil	Lotus corniculatus var. sativus	March - end of August	150-200 g/a
D220	Crimson Clover	Trifolium incarnatum	April - early September	250-300 g/a
D115	Fodder/Oil radish	Raphanus sativus var. oleiformis	March - October	250 g/a
D211	Persian Clover	Trifolium resupinatum	mid April - end of August	180-250 g/a
D10	Phacelia	Phacelia tanacetifolia	March - early September (maybe October)	100-300 g/a
D520	Marigold for green manure	Calendula officinalis	March - September	120 g/a
D201	Summer Vetch	Vicia sativa	April - August	1.0-1.25 kg/a
D300	Serradella	Ornithopus sativus	April - August	400 g/a
D120	Sunflower	Helianthus annuus	April - end of August	400-500 g/a
D510	Tagetes for Nematode control	Tagetes patula	mid May - mid July	50-70 g/a
D390	Perennial Rye	Secale multicaule	March - end of October	1-1.2 kg/a
D422	White clover, low growing	Trifolium repens	March - mid April; July - mid August	100-120 g/a
D200	Winter Vetch	Vicia villosa	August - October	600-800 g/a

# Green manure mixtures

Item no.	Species/Variety	Sowing times	Amount of seed needed	Vegetation period
D490	Wild flower strip/Insect buffet	early May - end of July	300 g/a	☉
D420	Clover Grass	mid March - early September	350 g/a, Undersowing: 200 g/a	☉
D421	Lucerne red clover grass mix	end of March - end of July	300 g/a	☽
D424	Rapid ground cover mix	April - September	300 g/a	☉
D400	Rye-Vetch mix	September - October	1.5 kg/a	☉
D423	Winterleguminosen	September - end of October	500 g/a	☉



Item no.	Vegetation period	Specific qualities	Bee pasture	Over wintering	Cut-and-come-again
D203	☉	Thickly rooting, large amount of green matter.	neutral	no	no
D210	☉	Rapid soil coverage with its quick early growth; nitrogen fixer.	yes	no	yes
D260	☉	Specially suited to light or medium soils. Nitrogen fixer.	yes	no	no
D110	☉	Rapid soil coverage.	yes	no	no
D301	⌋	Withstands extremely dry conditions.	yes	yes	no
D116	☉	Very quick growing and weed suppressing plant.	yes	no	no
D521	⌋	Mixing partner for dry planting sites.	yes	yes	yes
D220	☉	Winter catch crop. Nitrogen fixer.	yes	yes	no
D115	☉	For soil cleansing.	yes	no	no
D211	☉	Nitrogen fixer.	yes	no	yes
D10	☉	October sowings can be over wintered. Rotation neutral.	yes	no	no
D520	☉	Good ground cover and attractive bee pasture.	yes	no	no
D201	☉	Good weed suppressant due to its large green mass. Nitrogen fixer.	yes	no	yes
D300	☉	Nitrogen fixer for poor sites.	yes	no	no
D120	☉	Large amount of green matter. Ties up nutrients and prevents leaching.	yes	no	no
D510	☉	To help combat root nematodes, produces a mass of green matter, when sown thickly.	yes	no	no
D390	⌋	Thickly rooting, quick growing, good as a winter catch crop.	neutral	yes	yes
D422	⌋	Nitrogen fixer, rapid soil covering.	yes	yes	yes
D200	☉	Deep rooting plant leaving lots of readily available organic material in the soil. Nitrogen fixer.	yes	yes	yes

annual (☉), biennial (☉), perennial (⌋)

Item no.	Specific qualities	Bee pasture	Over wintering	Cut-and-come-again
D490	Insect pasture plants, specially suitable for headland strips. Good to look at from the farm or for farm visitors.	yes	no	no
D420	25 % legume content, suitable for all positions (except where it is extremely dry).	yes	yes	yes
D421	Deep aeration of the soil from the second year. Drought resistant.	yes	yes	yes
D424	Quick ground cover.	yes	no	no
D400	Prevents leaching over winter. Intensive rootpenetration. Nitrogen fixer.	yes	yes	yes
D423	Reduces losses due to leaching in winter, nitrogen fixer.	neutral	yes	no

annual (☉), biennial (☉), perennial (⌋)





### D203 Field beans

Healthy, frost hardy large legume with good and fast growth. Because it can be sown early, it is excellent as a preceding crop especially to heavy feeders when sown early – from end of February. If well supplied with calcium (pH should be kept above 6), it will produce a large mass and a high yield of beans. Small seeded variety low in bitter compounds. TGW: 450-500 g. Also suitable for deep, heavy soils. Sowing depth: 4-10 cm.



### D210 Egyptian Clover

Several cuts possible, suitable for one year clover grass ley, quick early development, rapid soil coverage, nitrogen fixer. Sow till end of July. Sowing depth: 1-2 cm.



### D260 Blue lupin

Slow growing when young. Grows well on light to medium soil (18-60 points). Deep root penetration, good nitrogen fixer, improves soil structure. Eating is not recommended due to its bitterness. Sowing depth: 3-4 cm.



### D110 Buckwheat

Quick growing, ground covering, bee plant. Rotation neutral and dry conditions. Compact growth and relatively sturdy variety, killed off in the winter. Grows to 80 cm high. Sow till end of August. Sowing depth: 1-2 cm.



### D301 Sainfoin

Specially good on dry, shallow soils not lacking in lime. Perennial, winter hardy legume. Can withstand drought due to deep network of roots. Much cultivated as a protein rich fodder plant and nitrogen fixing soil improver. Rich pink flowers, with a good flow of nectar and pollen for bees. Sowing depth: 2-3 cm.



### D116 Yellow Mustard

Very quick growing, undemanding and leafy catch crop. A late flowering variety that copes fairly well with drought. Rapid ground cover plant that suppresses weeds. Should not be grown before Brassica crops. Sowing depth: 1-3 cm.



### D521 Birds Foot Trefoil

Leafy, long lasting leguminous plant with glowing yellow flowers growing up to 20-30 cm tall. Undemanding, deep rooting and suitable for flower mixes on dryer sites. Likes limestone soils. Very good insect pasture specially attractive to butterflies, sowing depth: 1-2 cm.



### D220 Crimson Clover

A one or two year clover variety with low demands on the soil. Fast growing with a very ramified root complex. Grows up to 50 cm high. Good nectar plant. Excellent winter cover crop when sown in August and September. Only one cut is generally possible since the after growth is weak. Sowing depth: 1-2 cm.



### D115 Fodder/Oil radish

Green manure plant that cleanses soil of nematodes. Very vigorous, strong roots. Sowing depth: 3-4 cm.





D211

## Persian Clover

Quick growing summer clover, not winter hardy. With its high protein content and good regenerative power, it can be cut several times well into the autumn. The intense honey scented flowers make excellent bee pasture. Sow May to August. Thrives on all kinds of soil, especially those of lighter or medium texture. Sow 1-2 cm deep.



D10

## Phacelia

Produces good soil structure and is a first class food plant for honey bees, bumble bees etc. March sowings come into flower by July, later sowings to the beginning of September produce good green manure and are killed off by the frost. October sowings germinate well and usually overwinter well. Sowing depth: 1-2 cm.



D520

## Marigold for green manure

Good ground covering, profusely flowering marigold mixture. Good for field border strips and bare ground. Improves soil structure, dies off in frost. Sowing depth: 1-2 cm.



D201

## Summer Vetch

Small seeded, rapid growing green manure and protein rich fodder plant. Strong weed suppression with its large amount of green mass, strong root penetration, good soil structure, high level of nitrogen fixing. Not winter hardy. Sow 2-5 cm deep.



D300

## Serradella

Serradella is a robust, white-pink flowering legume often grown before a heavy feeding crop. It is slow to start growing, sensitive to lime and prefers sour, loamy sandy soils. It is not winter hardy but does grow at low temperatures and can resist up to 5 degrees of frost. A single cut, protein-rich fodder plant. Can be kept for up to 10 days. Sowing depth: 1-2 cm.



D120

## Sunflower

Good green manure plant with a large green mass, can also be used as fresh fodder or as silage. Can be left standing over winter as cover for helpful beneficial organism. Can be sown till the end of August. To produce flowers it should be sown by the beginning of July. Height: ca. 200 cm. Sowing depth: 2-3 cm.



D510

## Tagetes for Nematode control

Tagetes patula is a strain specially useful for controlling root nematodes (up to 95 %). Plenty of green matter to repress weeds. Sow end of May to mid July. Sowing depth: 1 cm.



D390

## Perennial Rye

Perennial, very frost hardy and undemanding green manure plant. Tillers strongly and forms a thick root mass, good as winter catch crop, grows quickly even during drought. Sowing depth: 1-2 cm.



D422

## White clover, low growing

A low growing white clover variety, well suited for undersowing. Bulks up well and has a rapid regrowth. Minimal winter dieback. Up to 15 cm of fine root growth. For grass leys down for more than one year. Sowing depth: 1-2 cm.









**D200**  
**Winter Vetch**

The winter vetch with its deep rooting habit, counts as one of the best winter catch crops for enriching the soil and imbuing it with readily available organic materials. Excellent as a preceding crop especially to heavy feeders. Sowing depth: 2-5 cm.



**D490**  
**Wild flower strip/Insect buffet**

An annual, inexpensive mix for flowering strips with plants to attract and specially designed with the market gardener in mind. Contains: Buckwheat, phazelia, sunflower, borage, lupin, Egyptian Clover, Persian clover, summer vetch, serradella, motherwort, dill, Mauritanian mallow. Subject to possible changes. A mixture without any Cruciferae. Quick growing varieties that suppresses weeds. Sowing depth: 3 cm.




Mixtures




**D420**  
**Clover Grass**

Mixture contains 25 % red clover, 40 % perennial rye grass, 35 % Italian rye grass (the mix may vary). Sowing depth: ca. 1 cm.




**D421**  
**Lucerne red clover grass mix**

Perennial mixture. Since lucerne is frequently slow to establish, some red clover is included. The grasses help to repress weeds. From the second year on the deep and powerful lucerne roots will aerate the soil and increase drought resistance. The lucerne is already treated with rhizobia. Sowing depth: 1-2 cm.




**D424**  
**Rapid ground cover mix**

A mix of vigorous varieties that germinate quickly and rapidly cover the ground. The "Rapid Ground Cover mix" consists of buckwheat, phacelia, fodd radish and mustard. Suitable for all situations. Sowing depth: 1-2 cm.




**D400**  
**Rye-Vetch mix**

Winter hardy green manure/fodder mixture of rye and vetch. Stops winter soil leaching, strongly suppresses weeds. Sowing depth: 2-3 cm.



**D423**  
**Winterleguminosen**

Winter hardy catch-crop mixture for turning under in spring. Mix consists of winter peas, rye grass and winter vetch. Sowing depth: 4-5 cm.







Green manures



# Herbs

Item no.	Species	Botanical name	Vegetation period	TGW (g)	Seed required for direct sowing (g/100 m <sup>2</sup> )	Seed required for 1000 plants (g)	Seed required for 1000 (ø 10 cm)-pots (g)
K8-K17, K93 K92	Basil (different varieties)	Ocimum sp.	☉	1.0-1.7	40-50	3-4	20
K15	Summer savory 'Saturn'	Satureja hortensis	☉	0.4-0.6	50-60	2	10
K16	Winter savory	Satureja montana	☿	0.3-0.5	50-70		
K18	Borage	Borago officinalis	☉	16-22	250		150
K20, K22	Dill, Tetra dill	Anethum graveolens	☉	1.4-2.2		3	20
K25	Caraway	Carum carvi	☉☺	2.5-3.0	60-100	8	
K30	Chervil 'Fijne Krul'	Anthriscus cerefolium	☉	1.1-2.3	40-60		45
K31	Coriander	Coriandrum sativum	☉	10-17	80-100	8-10	
K32	Garden fennel	Foeniculum vulgare	☉☺	3.5-8.5	60-80	10	20
K35	French sorrel	Rumex acetosa	☿	0.8-1.3	200	3	15-20
K38	Lavender	Lavandula officinalis	☿	0.7-0.9	20	2	4
K40	Lovage	Levisticum officinale	☿	2.4-3.6	50-80	8	40
K45	Sweet marjoram	Origanum majorana	☉	0.12-0.18	50-80	0.6	4
K46	Pot marjoram	Origanum vulgare	☿	0.07-0.1	40-50	1	3
K80	Oregano, Greek	Origanum heracleoticum	☿	0.05-0.13	40-50	1	3
G310-G313 G770	Parsley (different varieties)	Petroselinum crispum ssp. crispum	☺	1.2-1.8 g	30-40	3	90
K50	Burnet	Sanguisorba minor	☿	7-11	300	15	80
K51	Russian tarragon	Artemisia dracunculus	☿	0.2-0.35	30-40	1	5-6
K95	Winter tarragon	Tagetes lucida	☉	0.7		1.5	
K58	Sage	Salvia officinalis	☿	7.5-9	50-80	15	80
K61 K63	Chive (different varieties)	Allium schoenoprasum	☿	0.8-1.5	60-100	1-2	20
K91	Garlic chives	Allium tuberosum	☿	3	500	5	60
G409	Cutting celery 'Gewöhnlicher Schnitt'	Apium graveolens L. var. secalinum Alef.	☺	ca. 0.4 g	pre-seed recommended	0.8	15
K64	Black cumin	Nigella sativa	☉	1.9-2.7	150-200		
K65	Chop suey greens	Chrysanthemum coronarium	☉	2.4-2.7	100-120		
K70	Garden thyme 'Deutscher Winter'	Thymus vulgaris	☿	0.25-0.3	50-70	1	6
K73	Hyssop	Hyssopus officinalis	☿	0.9-1.2	40-60	2	10
K79	Land cress	Barbarea praecox	☺	1.0-1.2	40-50	3-4	
K81	Watercress	Nasturtium officinale	☉	0.25	30	ca. 0.5	5-10
K90	Lemon balm	Melissa officinalis	☿	0.5-0.7	10	3	6
B467	Anise Hyssop	Agastache anisata	☿	ca. 0.4	30	1	
B619	Moldavian Dragonhead 'Arat'	Dracocephalum moldavica	☉	ca. 2.3	50	4	

## Seed discs

Selected herb seeds are offered as seed discs. This makes the exact sowing of seeds easy and labour efficient. It is recommended for market gardeners wishing to extend their range of pot herbs. Because they are easy to handle, seed discs are also good for institutions working with special needs people. The discs have a diameter of 10 cm and the number of seeds make them suitable for size 11/12 pots. The name of the variety is printed on the paper disc so that no confusion can occur.

Prices and quantities can be found in the price section of the herbs.



**Multiplier:** AUG, BOL, DHS, FRE, HUS, KBH, KEL, KIF, MF, MH, MHO, MID, MTB, MW, NHO, PAN, PAV, PEN, PLW, RGH, RGP, RH, ROS, SEK, SOL, SR, SWE, VH, VIV, WB, WGWI, WH

Item no.	Distance between rows and plants (cm)	Sowing depth (cm)	Sowing times	Specific qualities
K8-K17, K93, K92	30 x 20	0.3-0.5	indoors from April; planting out from mid May	germinates in the light, needs much warmth
K15	30 x 20	lightly covered	direct sowing from end of April	germinates in light
K16	50 x 25	lightly covered	indoors from March; planting out from May	germinates in light, young plants are frost sensitive
K18	30 x 20	0.5-1	direct sowing from April till June	
K20, K22	30 x 10	1-2	direct sowing from April till July	ca. 100 seeds per running metre
K25	30 x 5	1-2	direct sowing from April till June	often drilled as an undersowing in first year, plants lose their leaves when overwintering
K30	30 x 10	lightly covered	direct sowing from March and from June	germinates in light, keep moist
K31	30 x 10	1	direct sowing from March till April	
K32	30 x 25	1-2	direct sowing from March	sensitive to frost, thin to 20-30 plants/m <sup>2</sup>
K35	30 x 25	lightly covered	direct sowing from march	germinates in light
K38	50 x 30	lightly covered	indoors from February, planting out from May	changing temperatures needed for germination
K40	40-50	1-2	indoors from March; planting out from April	Can be harvested 3-4 years
K45	50 x 30	lightly covered	indoors from February; planting out from May	germinates in light, needs warmth and moisture
K46	30 x 25	lightly covered	indoors from February; planting out from April	germinates in light, bee plant
K80	30 x 25	lightly covered	indoors from February; planting out from May	
G310-G313 G770	30 x 20	1-2	direct sowing from March till July; indoors mid January till mid July; planting March till mid August	
K50	30 x 25	1	direct sowing end of April or raise indoors from February; planting from March	germinates in the dark
K51	40 x 30	lightly covered	indoors from March, planting out from mid April	
K95	30 x 30	1	indoors in March; indoors from February; planting out from March to July	germinates in the dark, frost sensitive shrub, therefore usable only annual
K58	50 x 40	1.5	indoors from March; planting out from May	bee plant
K61 K63	30 x 25	2-2.5	indoors from February; planting out from March to July	must be kept well watered
K91	30 x 25	2	indoors from February; planting out from April	
G409	30 x 20	0.5	indoors from mid January to mid July; planting out from March till mid August	
K64	30 x 25	1	direct sowing from end of April	
K65	30 x 10	lightly covered	direct sowing from April	
K70	30 x 25	lightly covered	indoors from mid March; planting out from mid May	germinates in light
K73	60 x 25	lightly covered	indoors from mid March; planting out from mid May	bee plant
K79	30 x 10	lightly covered	direct sowing from March till September	protect over winter
K81	30 x 10	lightly covered	All year round in tubs or greenhouse	keep moist
K90	50 x 40	lightly covered	indoors from mid March; planting out from May	germinates in light, young plants are frost sensitive
B467	40 x 40	0.5	indoors in April; planting out from mid May	bee plant
B619	25 x 25	lightly covered	direct sowing early April till end of May; indoors from early March; planting mid May	bee plant, germinates in light

annual (☉), biennial (☉), perennial (⌚)

#### We can offer seed discs for the following varieties:

Species	Item no.
Bush basil	K8
Basil, large leaved	K11
Red basil	K12
Summer savory	K15
Dill	K20
Coriander	K31
Sweet marjoram	K45

#### We can offer seed discs for the following varieties:

Species	Item no.
Grüne Perle (curled Parsley)	G311
Einfache Schnitt (plain leafed Parsley)	G312
Chive Gonzales	K63
Garden thyme	K70
Lemon balm	K90
Ruca (Rocket)	G480
Chinese leaves	G246



## Basil

Seasoning and medicinal plant, requires warmth and is frost sensitive. A lot of rain and temperatures below 8 °C cause leaf discolouration. Shade results in larger leaves. Basil does not strictly need light to germinate hence seeds can be covered with a layer of finely sieved sand or soil. Harvest before flowering. Cutting back strongly at flowering to about a third results in good regrowth.  
Warning: Slugs love basil.



**K 8**

### Bush basil

b-d EHZ

Very compact, branching with small leaves, very late to flower, good for growing in pots. Planting distance ca. 25 x 25 cm. Also available as seed discs.



demeter



**K 10**

### Basil, medium

Annual, ca. 30 cm high. Medium sized leaves with a good scent and strong vegetative growth. Fine plant for growing in a pot. Planting distance ca. 30 x 40 cm.



demeter



**K 11**

### Basil, large leaved

b-d EHZ

Genoan type. Large leaved form, strong growth, very good flavour. Excellent for selling in bunches and for processing. Planting distance ca. 30 x 25 cm apart. Also available as seed discs.



demeter



**K 12**

### Red basil

b-d EHZ

Red brown, ornamental, aromatic. Very striking also for bunching. Somewhat more sensitive to grow than green varieties. Also available as seed discs.



demeter



**K 13**

### Lemon basil

Lemon tasting basil. For tea and salad, very aromatic, use fresh or dried.



demeter



**K 92**

### Lime basil

Low growing basil with dark green, somewhat narrow leaves. Healthy and harmonious in its growth. The very strong aroma is reminiscent of lime, lemon and bergamot. Goes well with tomatoes and Asiatic dishes but also with fruit salad or jam. Dried leaves make a very recommendable tea.



demeter



**K 14**

### Cinnamon basil

Pleasant smell, combines cinnamon and basil to create an unusual scent and bouquet. Forms large leaves. Its tiny violet flowers make it very decorative in the flower bed.



demeter



**K 17**

### Thai basil

Low growing basil with green medium sized leaves lightly tinged with purple. Deep purple stems and pale pink flowers makes thai basil one of the prettiest flowers in warm situations. Sweet taste reminiscent of a



demeter





### K93 Holy basil

b-d EHZ

Tall growing basil with somewhat stronger leaves. Special fragrant scent. Numerous beautiful pink flowers. Very robust, also for outdoors. Under the name of 'Tulsi' it is an important plant in Hindu ceremonies. Particular sweet-bitter taste. For use as tea or with asian dishes.



### K15 Summer savory 'Saturn'

Annual, height: up to 50 cm, tall growing, direct sowing possible, harvest just before flowering. A second crop from a July sowing also possible. Also available as seed discs.



### K16 Winter savory

Perennial seasoning and medicinal herb, germinates in the light. Sow singly or prick out in small groups (2-3 bunches). Height: 50 cm.

24



### K18 Borage

Herb for using fresh, annual, 80 cm high, blue flowering, sow direct suitable for pot growing, harvest the young leaves. Good insect forage plant.



### K20 Dill


b-d EHZ

For the production of dill bunches, and growing for seed. Height up to 100-120 cm. Summer sowings bolt quickly. Sow outdoors from April. Direct sowing 80-120 g/100 m<sup>2</sup>; for dill tips, sow thicker (up to 400 g) and closer row spacings. Also available as seed discs.



### K22 Tetra dill

Annual, thicker leaved and higher than Dill K20. Lot of leaf mass, specially good for bunching. Sow, harvest, seed and sowing requirements as Dill K20.



### K25 Caraway

An annual or biennial plant, strong, rough taste, stimulates appetite and helps digestion; 90-120 cm high; undemanding, thrives on deep, calcium and humus rich soils, not frost sensitive. Sow April/May till late June.



### K30 Chervil

b-d EHZ

Annual kitchen herb for soups and salads, grows about 30 cm tall. Flowering is repressed when sown later than June. Several cuts are possible. It can also overwinter if sown from end of July to end of August.







K31

## Coriander

b-d EHZ

Annual, fresh green for soups; for meat dishes or the seeds can be used for vegetables especially beetroot. Height 40-60 cm. Prefers light and loose soil. Sow direct from March/April. Selection of leaf coriander. Relatively slow to bolt. Specially good flavour. Also available as seed discs.



demeter

## Already spotted?

Fresh herbs in pots are an attractive addition to the direct marketing range. The use of seed strips offers a number of advantages, such as easy handling to achieve an even spacing of seeds and hence of the plants as well as the high germinating capacity of precision seeds.

An overview of the choice of seed strips available for different herbs can be found on page 87.



K32

## Garden fennel

Annual or biennial, frost sensitive, protect over winter; use fresh green in the kitchen, seeds ripen very late, sow direct from March/April; slow growing to start with, up to 200 cm high, best raise seedlings in boxes. Good for digestive problems and for babies.



Bioland



K35

## French sorrel

b-d EHZ

Perennial, winter hardy herbaceous plant with large, slightly wavy leaves. Leaves should be harvested from the outside so that a succession of leaves can develop. The young leaves are excellent used fresh in salads, in soups and as a constituent of herb mixtures. Grows to 20-40 cm in height. Germinates in the light.



demeter



K38

## Lavender

Perennial, dwarf bush, 50-80 cm high, best raised inside, prefers dry, lime rich, light places, also at altitude; Medicinal and scent plant. Alternating temperatures help germination (20-30 °C). Slow young plant development; plant out from May.



demeter



K40

## Lovage

Perennial, up to 200 cm high, best to sow indoors, direct sowing possible. Sow from March, plant out in April. Can be harvested 3-4 years. Likes moist, humus-rich, deep and fertile soil.



demeter



K45

## Sweet marjoram

Annual seasoning herb, height 30-50 cm. Recommended for raise seedlings in boxes. Prefers porous, light, fertile, calcium rich and easily warmed soils; choose warm and protected situations for cultivation. Also available as seed discs.

Not available for the 2023 growing season.



K46

## Pot marjoram

Perennial, beautiful bee plant, use in tomato dishes, pizza, etc. Height: 60-90 cm, direct sowing or box sowing possible, germinates in light, raise from February at 16 °C, outdoors in April.



demeter



K80

## Oregano, Greek

Perennial, height up to 30 cm; sunny position, poor soils, flowers July/August, white to pink flowers. Seasoning plant; typical pizza seasoning and for sauces. A productive selection with a particularly strong flavour.



demeter

## Parsley

Grown as an annual or for overwintering. Possible to sow direct but usually raised under glass. Germination takes a long time (up to 20 days) especially in early spring. For strong seedlings sow 5-6 seeds in a 4 inch pot. Very frost hardy however if temperature falls below -8 degrees covering is recommended.



**G310**

### Parsley 'Mooskrause 2'

b-d EHZ

Mid to dark green, finely curled leaves with long stalks. Strong, upright to semi upright growth. Strong regrowth.



**G311**

### Parsley 'Grüne Perle 2'

b-d EHZ

For both outdoor and indoor cultivation. Heavy, densely filled dark green leaf heads on strong, medium long stalks which are very practical when making up bunches for sale. Well suited for growing over winter in a cold greenhouse, late to shoot. Very good flavour. Also suitable for cultivation in pots. Also available as seed discs (Item no. G311 D) and primed seed (Item no. G783).



**G312**

### Parsley 'Einfache Schnitt 3'

b-d EHZ

A plain leafed, robust and strong growing parsley. Somewhat shorter growth than Gigante d'Italia, but therefore more bolt resistant. Good, very aromatic flavour. Also available as seed discs.



**G313**

### Parsley 'Gigante d'Italia'

b-d EHZ

Plain leafed parsley with large leaves and strong stalks. Very high yielding, quick and tall growing. Sensitive to bolting in unfavourable conditions.



**G770**

### Parsley 'Amsterdamse Snij/Felicia'

b-d EHZ

Fine leafed, dark green and very healthy flat leafed parsley. Even development and good after growth. Particularly resistant to downy mildew. Suitable for the fresh market, processing and for tub culture. Also available as primed seed (Item no. G781).



**K50**

### Burnet

Perennial, up to 50 cm high, tea and seasoning plant, good addition to salad. Harvest into the autumn. Prefers sunny, dry, lime rich situations. Sow direct from March.



**K51**

### Russian tarragon

Russian Tarragon is a perennial seasoning herb which grows up to 1.5 m and can withstand drought. Germinates in the light. Growing shoots are used. Delicate anise flavour.



**K95**

### Winter tarragon

Also known as Winter Tarragon this herb originates in Mexico and has long pointed and very aromatic leaves. The taste is very similar to French tarragon with a strong anise-like scent. The plant is not winter hardy but can be overwintered with protection.







K58

## Sage

Perennial, small shrub, a seasoning and medicinal plant, 50-70 cm high. Raise indoors from March, plant out May and June. Likes warm, wind free situations. Early development slow.

24



K63

## Chive 'Gonzales'

C. Henatsch

Large leaved. Vigorous and upright; dark green leaves, good yielder. Particularly suitable for outdoor cultivation. Withstands rust. Also available as seed discs.



24



K91

## Garlic chives

Perennial allium, whose flattish round leaves can be harvested continuously like chives. Very strong and resistant to rust. Blooms from the second year with attractive, white ball blossoms. Taste is mildly aromatic between chives and garlic.

24



K61

## Chive 'Schmitt'

S. Weber

Medium large. Vigorous, with medium strong, stiff haulms. Good regenerative capacity.



24



G409

## Cutting celery 'Gewöhnlicher Schnitt'

b-d EHZ

Luxuriant growth. The very aromatic dark green leaves are used for seasoning either fresh or dried. Can be used fresh or for processing, can also be frozen for a winter supply. In favourable mild areas with little frost the plants can overwinter outdoors.

24



K64

## Black cumin

Annual, ancient medicinal and culinary herb. Height 60 cm. Flowers June/July. The seeds that develop in late summer have an aromatic, spicy taste that goes well with bread and cheese.

24



K65

## Chop suey greens

A species of annual chrysanthemum with shoots of up to 100 cm. The 10-20 cm long shoots can be used fresh in salad or steamed as a vegetable. Cut young can be included in Baby Leaf mixes. The buds and flowers are also edible.

24



K70

## Garden thyme 'Deutscher Winter'

Medicinal and seasoning plant. A perennial evergreen shrub, up to 30-40 cm high. Enjoys light, lime-rich soils, manages on heavier soils too so long as they are not too wet. To avoid winter losses do not cut too short, perhaps provide protection, drought tolerant. Good for pot culture. Also available as seed disc

24







**K73**  
**Hyssop**

Seasoning and medicinal plant, long lasting small shrub. Fresh or dried with flowers for meat and vegetable dishes, raw in salads, spicy tea, herb of taste, slightly sour. 60-100 cm high, flowers violet blue, occasionally pink or white. Best to raise indoors, slow early development. Can be used for 3 or 4 years.

24



**K79**  
**Land cress**

A spicy salad crop with a peppery, cress-like flavour. Also known as Bermuda cress. Rich green vigorous leaf rosettes which can be cut time and again. A biennial, very frost tolerant plant growing up to 30 cm in height. Specially suited for growing over winter in a cold greenhouse. Rich in vitamins and stimulates appetite.



**K81**  
**Watercress**

Fresh green, round leafed seasoning herb. Usually cultivated in running water but can be grown in soil if kept consistently moist. Very frost tolerant plant. Well suited to pot culture. It has a flavour akin to radish/horse radish with high vitamin content. The young growing tips can be used in salad, cream cheese or on bread.



**K90**  
**Lemon balm**

Medicinal and seasoning herb. Perennial up to 90 cm high. Direct sowing not recommended. Germinates in light. Autumn planting until mid September. Likes rich fertile soil, not too dry and warm. Favours sunny or half shade conditions. Also available as seed discs.

24



**B467**  
**Anise Hyssop**

A colourful and many sided garden perennial, for wild gardens. Can be sown direct and propagates well by self-seeding and attracts many insects and butterflies. The vigorous plant smells of anise and mint. The leaves and flowers, which are of a delicious liquorice aroma, are used in desserts, teas and cold drinks.

24



**B619**  
**Moldavian Dragonhead 'Arat'**

Wild flower from southern Europe with bright violet-blue flowers and the scent of fresh lemons. We recommend sowing from April where it is to flower. It can also be grown in tubs and on the balcony. Has a very good nectar flow and is even more attractive to insects than Phacelia. Can also be used for lemon-flavoured tea.





# Our range of flowers

**Multiplier:** APH, BOL, COL, DHS, DOR, EWE, FRE, GAT, GOL, HE, JOJ, KBH, KIF, LSA, ME, MID, MW, PAV, PEN, PLW, RGP, RH, ROS, SEK, SHZ, SOL, SR, SVO, UKI, VIV, WB, WGWI, WH, WK














































## Summer flowers

Item no.	Variety	Name	Flower colour	Vegetation period	Cut flower	Balkony	Isolated stand	Drying	Climber
B467	Agastache anisata	Anise Hyssop		⌞					
B466	Ageratum houstonianum	Flossflower		⊙					
B110	Agrostemma githago	Corncockle		⊙					
B470	Agrostemma gracilis	White Corncockle		⊙					
B117	Althaea rosea	Marsh Mallow		⊕					
B112	Amaranthus tricolor	Surinam Amaranth		⊙					
B468	Ammi visnaga	Bishop's weed		⊙					
<b>New!</b> B647	Anthemis tinctoria	Dog Chamomile		⌞					
B612	Antirrhinum graniticum	Snapdragon (cream coloured)		⊙					
B119	Antirrhinum majus	Snapdragon (tall mixture)		⊙					
B118	Antirrhinum majus	Snapdragon 'Black Prince'		⊙					
B120	Arnica montana	Arnica		⌞					
B122	Asarina scandens	Figwort, Creeping Snapdragon		⊙					
B617	Brachyscome iberidifolia	Blue daisy		⊙					
B130	Calendula officinalis	Calendula (mixed)		⊙					
B130A	Calendula officinalis	Calendula (orange)		⊙					
B135	Callistephus chinensis	Garden Aster		⊙					
B606	Callistephus chinensis	Aster 'Prinova' (mixed)		⊙					
B607	Callistephus chinensis	Aster 'Biedermeier' (mixed)		⊙					
B608	Callistephus chinensis	Peony Aster (mixed)		⊙					
B626	Callistephus chinensis	China Aster (mixed colours)		⊙					
B140	Campanula medium	Bell Flower		⊕					
B589	Carthamus tinctorius	Safflower		⊙					
B145	Centaurea cyanus	Cornflower (blue)		⊙					
B164A	Chrysanthemum carinatum	Annual Chrysanthemum (mixed)		⊙					
B175	Clarkia elegans	Clarkia		⊙					
B180	Convolvulus tricolor	Dwarf Convolvulus		⊙					
B185	Coreopsis tinctoria	Coreopsis		⊙					
B190	Cosmos bipinnatus	Cosmos (mixed)		⊙					
B193	Cosmos bipinnatus	White Cosmos		⊙					
B192	Cosmos sulphureus	Orange Cosmos		⊙					
B639	Craspedia globosa	Billy Buttons		⊙					
B635	Cynoglossum amabile	Chinese forget-me-not		⊙					
B200	Delphinium ajacis	Larkspur (mixed)		⊙					
B637	Dianthus amurensis	Amur Pink		⌞					

## Note on our range of flowers

When choosing our flowers we are inspired by the idea of an organic cottage garden. Here, insects can find flowers rich in pollen and nectar. This includes classic and filled cut flowers whose rich blooms create a pleasant effect as a bouquet. Our range does not include plants that have large and vividly colored flowers but often have no food for bees, bumblebees and the like. Furthermore, we prefer natural colours and thus follow the tradition of cottage gardens by com-














































binning beauty with naturalness to characterize this type of garden. This brings about new and intact ecological systems year after year in which beneficial insects find enough food. How beautiful that this usefulness also appeals to our souls: let us be inspired by the radiance of useful flowers.

Item no.	Good for insects and bees	Scent plant	Edible blossom	Height (cm)	Seed required for 1000 plants	Planting distance (cm)	Sowing depth (cm)	Raise in seed bed for planting out from May	Direct sowing	Flowering time
B467				80-120	1 g	40 x 40	0.5	April	May-June	July-Oct
B466				40-60	0.2 g	20 x 20	Germinates in light	March-Apr		July-Nov
B110				50-80	15 g	20 x 25	1		March-June	July-Sept
B470				50-80	8 g	20 x 30	0.5-1		March-June	July-Sept
B117				up to 200	15 g	50 x 50	1	March-Apr	Apr-May	July-Sept
B112				80-90	2 g	40 x 40	1	Apr		July-Sept
B468				70-100	2 g	30 x 40	Germinates in light	March-May	Apr-June	July-Oct
B647				60	0,8 g	40 x 40	Germinates in light	June-Sept		June-Sept
B612				60	0.5 g	25 x 30	0.5	March-Apr	Apr-mid May	July-Oct
B119				30-60	0.3 g	25 x 30	0.5	March-Apr	Apr-mid May	July-Oct
B118				40-50	0.3 g	25 x 25	0.5	March-Apr	Apr-mid May	July-Oct
B120				50	2 g	15 x 30	Germinates in light	Feb-Apr		May-Aug
B122				up to 200	0.5 g	20 x 20	0.5	March		July-Oct
B617				25-30	0.5 g	15 x 20	Germinates in light	March-May	Apr-June	July-Oct
B130				30-60	20 g	25 x 25	1		March-Sept	June-Oct
B130A				60	20 g	25 x 25	1-2		March-Sept	June-Oct
B135				50	5 g	20 x 25	0.5-1	March	Apr-mid May	July-mid Oct
B606				50	5 g	20 x 25	0.5-1	March	Apr-mid May	July-mid Oct
B607				50	5 g	20 x 25	0.5-1	March	Apr-mid May	July-mid Oct
B608				50	5 g	20 x 25	0.5-1	March	Apr-mid May	July-mid Oct
B626				50	5 g	20 x 25	0.5-1	March	Apr-mid May	July-mid Oct
B140				70	0.3 g	40 x 40	Germinates in light	May-July	May-July	June-July
B589				60-80	50 g	30 x 30	2-3	March-May	Apr-June	August
B145				50-90	8 g	20 x 20	0.5-1		March-June; Aug-Sept	June-Sept
B164A				30-50	10 g	30 x 30	5	March-June	June	July-Oct
B175				40-60	1 g	20 x 20	Germinates in light		Apr-May	June-Sept
B180				30-40	20 g	20 x 20	1		March-May	June-Aug
B185				50-80	0.8 g	20 x 25	Germinates in light	Apr-May	Apr-May	July-Sept
B190				100-150	10 g	30 x 30	1-2	March-May	Apr-May	June-Nov
B193				100-150	10 g	30 x 30	1	March-May	Apr-May	June-Nov
B192				40-50	15 g	30 x 30	1	March-May	Apr-May	June-Nov
B639				50-60	1.25 g	25 x 25	0.5	March-Apr	Apr-May	June-Dez
B635				20-40	10	25 x 25	0.5	March-Apr	Apr-mid June	July-Sept
B200				50-100	5 g	20 x 20	1		Apr-mid June; Sept	June-Sept
B637				10-30	1	20 x 30	Germinates in light	March-May	Apr-June	July-Oct



Item no.	Variety	Name	Flower colour	Vegetation period	Cut flower	Balkony	Isolated stand	Drying	Climber
B210	Dianthus barbatus	Sweet William		☉					
B643	Dianthus barbatus	Sweet William 'Chris'		☉					
B619	Dracocephalum moldavica	Moldavian Dragonhead 'Arat'		☉					
B461	Echium plantagineum	Vipers Bugloss		☉					
B235	Eschscholzia californica	Californian Poppy		☉					
B631	Eschscholzia californica	Californian Poppy 'Karminkönig'		☉					
B465	Gaura lindheimeri	White Gaura		☽					
B260A	Gilia tricolor	Gilia (three colours)		☉					
B265	Godetia grandiflora	Godetia		☉					
B270	Gypsophila elegans	Soapwort (white)		☉					
B275	Helianthus annuus	Sunflower 'La Torre'		☉					
<b>New!</b> B641	Helianthus annuus	Sunflower 'Tamino'		☉					
B276	Helianthus annuus	Sunflower 'Hella'		☉					
<b>New!</b> B642	Helianthus annuus	Sunflower 'Sinja'		☉					
B277	Helianthus annuus	Sunflower 'Velvet Queen'		☉					
B624	Helianthus annuus	Sunflower 'Valentin'		☉					
B596	Helianthus annuus	Sunflower 'Sunspot'		☉					
B278	Helianthus debilis	Branching Sunflower		☉					
B280	Helichrysum bracteatum 'Monstrosum'	Tall Straw Flower		☉					
B616	Iberis amara	Bitter Candytuft		☉					
B296	Iberis umbellata	Candytuft		☉					
B614	Ipomoea quamoclit	Hummingbird vine		☉					
B300	Ipomoea rubro-coerulea	Morning Glory		☉					
B310	Lathyrus odoratus	Sweet Pea		☉					
B315	Lavatera trimestris	Annual Mallow		☉					
B627	Leonotis nepetifolia	Small-leaved Leonotus (Lion's Ear)		☉					
B321	Leonurus sibiricus	Siberian Motherwort		☉					
B330	Linaria maroccaria	Maroccan Flax		☉					
B335	Linum grandiflorum	Red Flax		☉					
B343	Malope trifida	Mallow Wort		☉					
B613	Malope trifida	Mallow Wort (white)		☉					
B345	Matricaria chamomilla	Chamomile		☉					
B350	Nigella damascena	Love-in-the-mist		☉					
B351	Nigella papillosa	Love-in-the-mist 'African Bride'		☉					
B369	Papaver rhoeas	Field Poppy		☉					
B371	Papaver rhoeas	Poppy, white & red		☉					
B625	Reseda alba	White Mignonette		☉					
B395	Rudbeckia hirta	Black Eyed Susan		☉					
B396	Rudbeckia hirta	Black Eyed Susan 'Herbstwald'		☉					
B462	Salpiglossis sinuata	Velvet Trumpet Flower		☉					
B399	Salvia sclarea	Clary Sage		☉					
B399A	Salvia viridis	Clary		☉					
B632	Sanvitalia procumbens	Mexican Creeping Zinnia		☉					




Flowers

Item no.	Good for in- sects and bees	Scent plant	Edible blossom	Height (cm)	Seed required for 1000 plants	Planting distance (cm)	Sowing depth (cm)	Raise in seed bed for planting out from May	Direct sowing	Flowering time
B210				50-60	2 g	30 x 30	0.5-1	Apr-July		June-July
B643				50-60	2 g	30 x 30	0.5-1	Apr-July		June-July
B619				30-50	4 g	25 x 25	Germinates in light	March-May	Apr-June	July-Aug
B461				50-60	6 g	20 x 30	0.5		Apr-May	May-Oct
B235				30-50	3 g	20 x 20	0.5		Apr-May; Sept	June-Sept
B631				30-50	3 g	20 x 20	0.5		Apr-May; Sept	June-Sept
B465				40-50	20 g	30 x 40	0.5-1	March-Apr	March-Apr	June-Oct
B260A				20-30	1 g	20 x 20	Germinates in light		Apr-June	June-Aug
B265				40-60	1 g	25 x 25	1-2		March-May	July-Sept
B270				40-60	2 g	25 x 25	0.25	March-May	March-June	July-Sept
B275				up to 200	40 g	40 x 40	2-3		May-mid July	July-Oct
B641				150	40 g	40 x 40	2-3		May-mid July	July-Oct
B276				80-100	35 g	40 x 40	2-3		May-mid July	July-Oct
B642				150	20 g	40 x 40	2-3		May-mid July	July-Oct
B277				170	50 g	40 x 40	2-3		May-mid July	July-Oct
B624				160	40 g	40 x 40	2-3		May-mid July	July-Oct
B596				40-50	70 g	40 x 40	2-3		May-mid July	July-Oct
B278				150	10 g	40 x 40	2-3		May-mid July	July-Oct
B280				80-100	2 g	30 x 30	0.5	March-Apr	Apr-May	July-Sept
B616				20-40	5 g	20 x 25	0.25	Apr	May; Sept	June-Aug
B296				25	4 g	20 x 25	0.25	Apr	May; Sept	July-Aug
B614				up to 300	70 g	30 x 30	0.5-1	Apr	May-June	mid July-Oct
B300				200-500	50 g	30 x 40	1	March-Apr	mid Apr-May	July-Sept
B310				150-200	110 g	10 x 10	1-2		Apr; Sept	June-Aug
B315				50	10 g	30 x 40	1	March-Apr	Apr-June	June-Sept
B627				160-200	5 g	30 x 40	1	Apr		July-Oct
B321				50-100	2 g	40 x 40	0.5	March-Apr	Apr-June	July-Oct
B330				40	0.2 g	15 x 15	0.25		Apr-June	June-Aug
B335				40-50	5 g	10 x 10	1		Apr-June	June-Sept
B343				60-100	5 g	30 x 40	1-2	March-Apr	Apr-May	July-Oct
B613				60-100	5 g	30 x 40	1-2	March-Apr	Apr-May	July-Oct
B345				10-50	0.2 g	20 x 20	Germinates in light	March-Apr	Apr-May; Aug-Sept	May-Sept
B350				40-50	5 g	15 x 20	1		March-June; Sept	June-Sept
B351				40-50	5 g	15 x 20	1		March-June; Sept	June-Sept
B369				50-60	0.3 g	20 x 25	0.5		March-May; Sept	May-July
B371				60-80	0.5 g	25 x 25	0.5		March-May; Sept	June-Sept
B625				ca. 80	1 g	25 x 25	Germinates in light	Apr	Apr-June	June-Oct
B395				60-80	1.5 g	40 x 40	1	March-Apr		July-Oct
B396				60-80	1.5 g	40 x 40	1	March-Apr		July-Oct
B462				40-50	0.5 g	25 x 30	Germinates in light	March-Apr	Apr-May	July
B399				80-120	5 g	75 x 75	0.5	March-June	Apr-June	June-Aug
B399A				30-50	10 g	20 x 20	0.5		Apr-May	June-Oct
B632				20	1	20 x 25	0.5	March-Apr		July-Oct



Item no.	Variety	Name	Flower colour	Vegetation period	Cut flower	Balkony	Isolated stand	Drying	Climber
B400	Scabiosa atropurpurea	Sweet Scabious		⊙					
B615	Silene armeria	Garden campion		⊙					
B414	Tagetes erecta	Upright Tagetes		⊙					
B415	Tagetes tenuifolia	French Marigold		⊙					
B415A	Tagetes tenuifolia	French Marigold (mixed)		⊙					
B571	Tanacetum parthenium	Feverfew		⊔					
B415B	Tithonia rotundifolia	Mexican Sunflower		⊙					
B636	Trachymene coerulea	Blue Lace Flower		⊙					
B417	Tropaeolum majus	Nasturtium (trailing)		⊙					
B418	Tropaeolum majus	Nasturtium (dwarf)		⊙					
B469	Ursinia calendulifolia	Golden Marigold		⊙					
B419	Valeriana officinalis	Valerian		⊔					
B423	Verbena bonariensis	Tall Verbena		⊔					
B618	Viola cornuta	Yellow Pansy		⊔					
B422	Viola tricolor	Small Flowered Pansy		⊙					
B460	Zinnia angustifolia	Dwarf Zinnia		⊙					
B463	Zinnia elegans	Zinnia 'Carroussel'		⊙					
B630	Zinnia violacea	Zinnia 'Sommer in Orange'		⊙					

## Ornamental grass

Item no.	Variety	Name	Flower colour	Vegetation period	Cut flower	Balkony	Isolated stand	Drying	Climber
B629	Panicum virgatum	Tall prairie grass 'Fontaine'		⊙					

## Summer flower mixtures

Item no.	Variety	Seed required for 1 m <sup>2</sup>	Flowering time	Height (cm)	Sowing depth (cm)	Direct sowing	Flowering time
B566	Sommerpracht	0.5 g	⊙	30-50	1	Apr-May	June-Sept
B609	Blossoming balcony	1 g	⊙	20-40	1	Apr-May	June-Sept
B570	Essbare Blüten (Edible flowers)	1-1.5 g	⊙	60-80	1-2	Apr-June	June-Sept
D490	Wild flower strip/Insect buffet	3 g	⊙	30-150	ca. 3	early May-end of July	June-Oct
B568	Bienenweide (Bee pasture)	1 g	⊙	30-80	1-2	May-June	June-Oct
B623	Beneficial Insect Paradise	1.5 g	⊙	40-80	1-2	May-June	June-Sept

annual (⊙), biennial (⊙), perennial (⊔)

Item no.	Good for insects and bees	Scent plant	Edible blossom	Height (cm)	Seed required for 1000 plants	Planting distance (cm)	Sowing depth (cm)	Raise in seed bed for planting out from May	Direct sowing	Flowering time
B400				90	10 g	25 x 30	1	March-Apr		July-Nov
B615				40-60	0.4 g	15 x 15	Germinates in light	March-Apr	Apr-May	June-Sept
B414				ca. 80	6 g	30 x 30	1	March-May	May-June	July-Oct
B415				30-40	2 g	40 x 40 (pot)	1	March-May	May-June	July-Oct
B415A				30-40	2 g	40 x 40 (pot)	1	March-May	May-June	July-Oct
B571				70-90	0.2 g	30 x 30	Germinates in light	March-mid May	mid Apr-mid May	June-Oct
B415B				150-180	15 g	30 x 40	Germinates in light	March-May		Aug-Oct
B636				70	6 g	20 x 20	1	March-Apr		July-Oct
B417				up to 300	200 g	40 x 40	1	mid March-May	May-June	June-Oct
B418				60	200 g	30 x 30	1	mid March-May	May-June	June-Oct
B469				20-30	2 g	20 x 20	0.5	March-Apr	mid May-mid June	mid June-Sept
B419				ca. 150	1 g	30 x 40	0.5	March-June		May-Sept
B423				100	0.5 g	30 x 40	Germinates in light	Feb-Apr		mid July-mid Oct
B618				10-20	1 g	15 x 15	0.5	Jan-June		March-Oct
B422				10-20	1 g	10 x 10	0.5	June		May-Aug
B460				40-50	5 g	20 x 20	0.5-1	Apr		July-Oct
B463				ca. 70	10 g	30 x 30	0.5-1	Apr		July-Oct
B630				100	10 g	30 x 30	0.5-1	Apr		July-Oct

annual (☉), biennial (☼), perennial (☽)

Item no.	Good for insects and bees	Scent plant	Eatable Blossom	Height (cm)	Seed required for 1000 plants	Planting distance (cm)	Sowing depth (cm)	Raise in seed bed for planting out from May	Direct sowing	Flowering time
B629				40-60	1.5 g	40 x 30	0.5		Apr-May	July-Sep

annual (☉), biennial (☼), perennial (☽)

Item no.	Variety	Seed required for 1 m <sup>2</sup>	Flowering time	Height (cm)	Sowing depth (cm)	Direct sowing	Flowering time
<b>Wild flowers</b>							
B601	for dry positions	0.3-0.5 g	☽		germinates in light	March-Oct	
B602	for shade	0.3-0.5 g	☽		germinates in light	March-Oct	
B603	for butterflies	0.3-0.5 g	☽		germinates in light	March-Oct	

annual (☉), biennial (☼), perennial (☽)

Mixtures of asters can be found with the annual flowers.



# Summer flowers



B467

## Anise Hyssop

*Agastache anisata*

A colourful and many sided garden perennial, for wild gardens. Can be sown direct and propagates well by self-seeding and attracts many insects and butterflies. The vigorous plant smells of anise and mint. The leaves and flowers, which are of a delicious liquorice aroma, are used in desserts, teas and cold drinks.

24



B466

## Flossflower

*Ageratum houstonianum*

A stable and long lasting cut flower with a pretty colour range from blue to violet, to pink to white. With regular cutting the Flossflower (Ageratum) will flower until November. It is much loved by butterflies. Suitable for professional flower growers.



B110

## Corncockle

*Agrostemma githago*

Wild medicinal plant from the carnation family with large beautiful, purple flowers on long stems. An undemanding beauty for natural gardens. Note: All parts of the plant are poisonous. Suitable for professional flower growers.



B470

## White Corncockle

*Agrostemma gracilis*

The white Corncockle is very elegant with its beautiful, large creamy white flowers and narrow leaves held on slim stems. This undemanding summer flower is a favourite insect pasture and makes a grand addition to the vegetable and wild gardens. Note: All parts of the plant are poisonous. Suitable for professional flower growers.



B117

## Marsh Mallow

*Althaea rosea*

An old cottage garden biennial plant. The flower stems grow from a rosette of leaves and can reach 200 cm in height. Cut back in winter. It is ideal for planting along walls and fences or towards the back of a flower border. Althaea rosea typically germinates very sporadically and for this reason there is a generous amount of seed in the packet.



B112

## Surinam Amaranth

*Amaranthus tricolor*

Edible Amaranth with its impressive hanging flowers, dark red stems and camouflage-coloured leaves is a decorative single plant for sunny sites. The dark red flowers are particularly effective among perennials or in front of shrubs. Can also be grouped together or planted as a screen.





B648

## Bishop's weed

*Ammi visnaga*

The bushy Umbellifer is an old cottage garden and medicinal plant and an exception food plant for insects. The large white umbels can be combine with virtually every other summer flower and make a wonderful addition to coloured flower arrangements. Suitable for professional flower growers.



demeter



New

B647

## Dog Chamomile

*Anthemis tinctoria*

The dye plant dog chamomile is an uncomplicated, compact perennial. The golden yellow flowers appear in large numbers from June to September and are visited primarily by hover flies and wild bees. Its leaves and flowers are scented, the flowers have been used to produce dye.



demeter



B612

## Snapdragon (cream coloured)

b-d EHZ

*Antirrhinum graniticum*

Single coloured, perennial snapdragon variety with creamy white to yellow flowers. Can withstand heat and drought and is therefore suitable for balconies. Snapdragons are attractive to bumble bees. Long flowering period from mid June to end of October.



demeter



B119

## Snapdragon (tall mixture)


b-d EHZ

*Antirrhinum majus*

A tall mixture of this delicately fragrant, well-loved cottage garden plant in many vibrant colours! Snapdragons are relatively slug resistant and in protected areas can last many years. It is ready for cutting when 3 to 5 flowers on the lower part of the stem have opened.



demeter



B118

## Snapdragon 'Black Prince'

b-d EHZ

*Antirrhinum majus*

A single-coloured, low growing snapdragon with wonderful, dark red velvety blossoms and dark green leaves. It lasts many years in protected situations. This summer flower is a much loved cut flower and provides a good mass effect with its pure colour.



demeter



B120

## Arnica

*Arnica montana*

An old medicinal plant which in the wild is a protected species. Arnica with its attractive, golden yellow flower heads, is a striking addition for every sunny flower bed. It likes a thin, porous, sour, humus-rich soil with a low lime content. It flowers from its second year. Its natural appearance makes it blend well in natural and cottage gardens.



demeter



B122

## Figwort, Creeping Snapdragon

*Asarina scandens*

This tender climbing plant with pretty filigree flowers in shades of lavender through to deep violet and dense ivy-like leaves that grows up to 2 m high, always amazes. It flowers continuously from June until the first frosts and grows without any trouble in all garden soils. Sunny situations sheltered from wind and also light shade are ideal.



demeter



B617

## Blue daisy

b-d EHZ

*Brachyscome iberidifolia*

Low growing, tender member of the daisy family with radiant blue flowers. Flowers are produced from the end of May until well into the autumn. It is a sun and warmth-loving plant but can also grow in half shade and in window boxes.



demeter







B130

## Calendula (mixed)

*Calendula officinalis*

Favourite mixture of single unfilled flowers in yellow and orange tones. An uncomplicated and undemanding free flowering cut flower. After the first flowering the seed heads should be cut off, then they will continue flowering until well into the autumn.



demeter

## Tip for cultivation

Calendula is one of the most beloved flowers in the organic garden. It is uncomplicated, robust and free flowering. It is also the ideal partner for interplanting since it provides a rich offering of nectar and pollen to attract beneficial insects like bees and bumble bees which can then also pollinate the vegetables. With its deep roots, it loosens the soil and releases substances that keep nematodes away.



B130A

## Calendula (orange)

*Calendula officinalis*

This pot marigold selection which is high in flavenoids, is good as a cut flower and as a medicinal plant. The orange coloured and generally filled flowers, bloom freely from June to October. They should be cut back after their first flowering and they will then continue flowering into the autumn.



demeter



## Erfurt outdoor cut flowers

The following asters are classic filled varieties. Their upright growing habit, strong stems make them ideal and long lasting cut flowers.



B135

## Garden Aster

b-d EHZ

*Callistephus chinensis*

Semi-tall bright and colourful annual aster with unfilled flowers. Asters are susceptible to a type of soil fungi that causes wilt. They should therefore have a break of between 5 and 8 years before being planted on the same ground again. They are ready for picking when the flowers are fully open. Suitable for professional flower growers.



demeter



B606

## Aster 'Prinova' (mixed colours)

*Callistephus chinensis*

Early flowering mixture with large and colourful flowers. The plants have a strong and upright growth habit. Asters thrive best in full sun. In dry periods they should be watered from below. The growing site should be changed each year to avoid aster wilt disease. Suitable for professional flower growers.



demeter



B607

## Aster 'Biedermeier' (mixed colours)

*Callistephus chinensis*

Beautiful, colourful mixture with small ornamental blossoms. The plants have a strong upright growth habit. Asters thrive best in sunny sites. In dry periods water from below. The growing site should be changed each year to avoid aster wilt disease. Suitable for professional flower growers.



demeter



B608

## Peony Aster (mixed colours)

*Callistephus chinensis*

A beautiful colour mix with large, round, ball-shaped flowers reminiscent of peonies. The plants have strong upright growth pattern. Asters thrive best in sunny places. In case of drought water from below. Change the growing site each year to avoid aster wilt disease. Suitable for professional flower growers



demeter



B626

## China Aster (mixed colours)

*Callistephus chinensis*

The colourful China asters are impressive with their densely filled blossoms, reminiscent of chrysanthemums. They are resistant to rain, free flowering, have long stems and are therefore ideal for summer and autumn flower arrangements. To prevent the aster wilt disease the growing site should change each year. Suitable for professional flower growers.



demeter



B140

## Bell Flower

*Campanula medium*

A pretty mixture with simple delicate purple or white flowers. These long-lasting cut flowers only flower in their second year. They should not be allowed to dry out during winter and the plants can be protected with for example fir branches. The flowers are ready for cutting when the flowers have developed colour but are not yet open. Suitable for professional flower growers.




B589

## Safflower

*Carthamus tinctorius*

Fast growing, strong summer flower with yellow-orange, thistle-like flowers. The stem has only a few thorns. The seedlings need protecting from slugs. It can also be used as a dried flower. Suitable for the commercial cut flower market. Suitable for professional flower growers.




B145

## Cornflower (blue)

*Centaurea cyanus*

Cornflower with radiant blue, filled blooms that attract bees. Easy, undemanding summer flower. Seeds can even be sown in autumn, the first flowers will then already appear in May. Ready for cutting as soon as the uppermost flower has opened. Suitable for professional flower growers.




B164A

## Annual Chrysanthemum (mixed colours)

b-d EHZ

*Chrysanthemum carinatum*

An ornamental chrysanthemum with large, variegated, ringed flowers. Chrysanthemums will grow in all garden soils in a sunny position. A valued cut flower that lasts well in a vase. Ready for cutting as soon as the flower heads open. New shoots grow rapidly after the flowers are cut.




B175

## Clarkia

*Clarkia elegans*

Beautiful flower of summer with exuberant floral abundance. The flowers in lilac, salmon and pink tones are reminiscent of almond flowers and are much enjoyed by bees. These otherwise undemanding flowers like a good soil and plenty of watering. The long flower stems are well suited for cutting.




B180

## Dwarf Convolvulus

*Convolvulus tricolor*

The flowers of Morning Glory glow expressively in sky blue and pink and have a yellowish white eye in the centre. The plants are straight forward to grow in sunny borders with light unimproved soils and rapidly cover the ground. It is also suitable for sowing in window boxes.




B185

## Coreopsis

*Coreopsis tinctoria*

Calliopsis or Tickseed is a long lasting bed or border plant with warm, yellow to red coloured flowers. It can grow in the sun or half shade. Once it has flowered it can be cut back for a second flush. For cutting the flowers must be well opened.




B190

## Cosmos (mixed colours)

*Cosmos bipinnatus*

Large violet coloured, pink and white flowers grow from finely ramified, very vigorous and branching plants. Removing spent blooms will considerably increase the flowering period. Ready to cut when the first flowers have opened. Old cottage garden plant and favourite cut flower for summer arrangements.




B193

## White Cosmos

*Cosmos bipinnatus*

A medium-tall cosmos variety with wonderful, large, pure white flowers. The plants have finely feathered leaves and also spread out wide which means they need space around them in the bed. Excellent as a filler for beds and borders. Suitable for professional flower growers.







B192

## Orange Cosmos

*Cosmos sulphureus*

The glowing head of orange blossoms is a very pretty but little known summer flower whose colourful abundance our honey and bumble bees cannot resist. The plant flowers continuously until the first frost. It is therefore a ready source of food for insects in the autumn months. Wonderful too as a cut flower.



demeter



B639

## Billy Buttons

*Craspedia globosa*

An unusual summer flower with firm, golden flower balls on strong, leafless stems. Very long lasting for fresh cut flower but can also be used in dried flower arrangements. It likes a sunny position and open humus-rich soil. In a pot it requires good drainage. Suitable for professional flower growers.



demeter



B635

## Chinese forget-me-not

*Cynoglossum amabile*

Excellent for attracting insects to beds or window boxes. The bright azure flowers appear freely on long stalks. A beautiful, clear blue colour with a few plants appearing in pure white. Undemanding summer flower which survives well in drought.



demeter



B200

## Larkspur (mixed colours)

*Delphinium ajacis*

Larkspur forms long, lace-like, and beautiful flower spikes in blue, white or pink tones. It grows on sunny and half shaded sites. Shorten to 10-15 cm after it has flowered to produce a second flush. Particularly loved by bumble bees. Note: All parts of the plant are poisonous. Suitable for professional flower growers.



demeter



B637

## Amur Pink

*Dianthus amurensis*

This attractive, bright perennial Dianthus is striking for its long flowering season. Its strong violet-pink colour adorns both rockery and flower pot from June to September. They have very attractive, pointed green leaves with pale blue shimmer. For optimum growth the Amur pink should not be kept too moist and needs a sunny situation.



demeter



B210

## Sweet William

*Dianthus barbatus*

Sweet William is a specially good long-lasting, free-flowering cut flower. In the right place Sweet Williams will flower several years in succession. After flowering the plants can be split up and re-planted. As soon as the first flowers have opened the tough stems can be cut for flower arranging. Suitable for professional flower growers.



demeter



B643

## Sweet William 'Chris'

b-d EHZ

*Dianthus barbatus*

Wonderful, sturdy cottage garden variety with an extended flowering period and long lasting as a cut flower. The deep red flowers with white eyes release a carnation-like scent. Sweet Williams flower in their second year and thrive in half-shady conditions. Suitable for professional flower growers.



demeter



B619


## Moldavian Dragonhead 'Arat'

*Dracocephalum moldavica*

Wonderful, sturdy cottage garden variety with an extended flowering period and long lasting as a cut flower. The deep red flowers with white eyes release a carnation-like scent. Sweet Williams flower in their second year and thrive in half-shady conditions. Suitable for professional flower growers.



demeter



B461

## Vipers Bugloss

*Echium plantagineum*

The plantain-leaved Viper's Bugloss is especially valuable in the wild garden. The sky blue Mediterranean summer flower flowers long and freely. A very well visited and uncomplicated insect pasture for dryer situations.



demeter





B235

## Californian Poppy

*Eschscholzia californica*

Low growing ornamental poppy species with flowers of bright orange and yellow colours and fine blue-green and very decorative feathery leaves. The chalice-shaped flowers only open properly in full sunlight. Loose, sandy, porous soils in a sunny site is ideal. Very drought resistant. All parts of the plant are poisonous.



demeter



B631

## Californian Poppy 'Karminkönig'

*Eschscholzia californica*

Pretty, eye-catching flower for the natural garden with bright red flowers and white centres. Flowers continuously throughout summer transforming barren corners into a vibrant sea of carmine, while being undemanding. Very attractive to bees, bumble bees and butterflies.



demeter



B465

## White Gaura

*Gaura lindheimeri*

A graceful perennial with a bushy upright growth and lily-like white flowers which rest upon long stems rising from the leaf rosettes. This tireless bloomer thrives in the full sun in dryer sites with porous, sandy or gravelly soil and can also be grown in tubs. Beautiful in flower arrangements.



demeter



B260A

## Gilia (tricoloured)

*Gilia tricolor*

Bird's Eye or Biird's Eye Gilia is a wild, delicate beauty with a sweet scent of chocolate. The finely structured summer flower has delicate, violet trumpet-like flowers with dark eyes. A second flowering is possible if cut back. Effective in wild flower arrangements and a balcony stunner.



demeter



B265

## Godetia

*Godetia grandiflora*

Clarkia, Farewell to Spring or Godetia is a member of the willowherb family. The striking flowers ranging in colour from white to pink through to a vibrant purple are reminiscent of azaleas. For sun or half shade. The much appreciated and lasting summer flower is often found in cottage gardens and allotments and is an excellent cut flower.



demeter



B270

## Soapwort (white)

*Gypsophila elegans*

The annual Baby's Breath forms numerous tiny white flowers on open branching stems. It likes poor, loose soil in full sun or half shade. To cut the flowers over a longer period seeds should be sown direct every four weeks. Suitable for professional flower growers.



demeter



B275

## Sunflower 'La Torre'

*Helianthus annuus*

Sunflower 'La Torre' has more than one stem, a branching habit and grows up to two metres high. The flowers tend to be small, around 15 cm in diameter and appear in pale yellow, yellow and red tones. It is an excellent cut flower. Sunflowers need rich soil with sufficient moisture and a sunny place in the garden. Suitable for professional flower growers.



demeter



New

B641

## Sunflower 'Tamino'

b-d EHZ

*Helianthus annuus*

Develops undivided strong stems that grow to a length of 150 cm. The flowers are like golden yellow suns some 25cm in diameter with large dark centres. Particularly harmonious flower form. Very attractive as a single cut flower in a large vase which lasts at least 10 days. Suitable for professional flower growers.



demeter





B276

## Sunflower 'Hella'

b-d EHZ

*Helianthus annuus*

Small flowered, dark yellow sunflower with a brown centre. Flower diameter approximately 10 cm. The plants grow up to one metre high, branch out and produce many flowers. Long and very upright side shoots and lasts well in a vase. Suitable for professional flower growers.



demeter



New

B642

## Sunflower 'Sinja'

b-d EHZ

*Helianthus annuus*

Long flowering, branching and notably homogenous sunflower with a warm orange yellow colour. Diameter of flowers approximately 15 cm. The very firm stems result in a high yield of long lasting cut flowers. The long picking season make them an attractive proposition for field production. Suitable for professional flower growers.



demeter



B277

## Sunflower 'Velvet Queen'

*Helianthus annuus*

An unusual sunflower with expressive, velvet red-brown colour, an eye catching plant for the cottage garden. The diameter of the flowers reach 20 cm. Rich soil and plenty of water are needed for strong plants. Suitable for professional flower growers.



demeter



B624

## Sunflower 'Valentin'

*Helianthus annuus*

This extraordinary and colourful sunflower is rich in contrast with its lemon yellow petals and black centres. The branching, half-tall plants need full sun and a rich soil.



demeter



B596

## Sunflower 'Sunspot'

*Helianthus annuus*

Sunspot is a short-growing non-branching sunflower which only grows to 40-50 cm and is particularly attractive in tubs. The bright flowers with green centres and large yellow petals reach a diameter of 20 cm.



demeter



B278

## Branching Sunflower

*Helianthus debilis*

Strongly branching variety producing many bright yellow flowers with dark centres in late summer. Regular cutting for the vase will encourage more flowers. This sunflower with its many small flowers (diameter around 10 cm) as also a valuable bee plant.



demeter



B280

## Tall Straw Flower

*Helichrysum bracteatum 'Monstrosum'*

A pretty, tall growing straw flower mixture whose warm, sunny colours range from orange, yellow, white, pink, salmon through to violet. A traditional dry flower that makes a colourful and long-lasting show in the sunny flower border. Ready to cut as soon as 2-4 rows of flower petals have opened. Suitable for professional flower growers.



demeter



B616

## Bitter Candytuft

*Iberis amara*

A fast growing summer flower with parasol-like heads, abundant flowers with white or pale pink petals. Remains low growing and is also suitable for window boxes. This medicinal plant is particularly attractive to hoverflies.



demeter





B296

## Candytuft

*Iberis umbellata*

A nicely coloured mixture for making small posies! Candytuft produces many parasol-like flower heads in violet, pink and white. *Iberis umbellata* like it dry and in full sun. Seedlings are susceptible to flea beetle. After flowering they should be cut back to produce a second flush. Old fashioned favourite for border and window box.



B614

## Hummingbird vine

*Ipomoea quamoclit*

Fast growing, exotic-looking trailing plant with highly feathered leaves and many tiny scarlet flowers. The plant likes a warm, sunny position and needs plenty of water. Flowers far into the autumn. With the first cold nights of autumn the leaves turn dark red.



B300

## Morning Glory

*Ipomoea rubro-coerulea*

An eye-catching climber with impressive, large, violet-blue flowers reminiscent of petunias. In a warm, sunny position protected from wind, the Morning Glory can grow up to 5 m high. It needs a support around which it can twine and ascend by itself. Note: All parts of the plant are poisonous.



B310

## Sweet Pea

*Lathyrus odoratus*

A wonderful, scented climbing plant with richly coloured flowers. The seed are sown in April direct and not too shallow. The flowers are ready for cutting when the lowest flower is fully open. If the dead heads are removed even more flowers will be produced. An old cottage garden flower for covering fences.



B315

## Annual Mallow

*Lavatera trimestris*

A branching bush with large rose-red mallow flowers. Relatively slug resistant. Popular as a free flowering border plant and long lasting cut flower for the vase. Optimum cutting time when 1-2 flowers on each stem have opened. Buds that are already coloured will open in the vase. Suitable for professional flower growers.



B627

## Small-leaved Leonotus (Lion's Ear)

*Leonotis nepetifolia*

Striking plant, growing up to 2 metres with long, lance-like, dark green leaves and radiant, orange-coloured, velvety tube-like flowers which appear curling above one another. Fine solitary plants which flower long into autumn. Favourite insect plant, frost sensitive. Suitable for commercial cut flower cultivation.



B321

## Siberian Motherwort

*Leonurus sibiricus*

An old medicinal plant which is protected in the wild. Arnica with its attractive, gold yellow flower heads demands a place in every sunny flower border. It needs loose poor and acidic-tending soils with a good humus content. It flowers from the second year. It also fits well in the wild and cottage gardens.



B330

## Moroccan Flax

*Linaria maroccana*

A magical play of colour from red to violet via yellow to white with ornamental, multi-coloured snapdragon-like flowers for rockeries, corners of beds and among shrubs. The Moroccan Toadflax likes dry situations in full sun or half shade. Sow thinly and shallowly in final position from April to July. Toadflax grow quickly and is relatively slug resistant.



B335

## Red Flax

*Linum grandiflorum*

A very special, silkily glistening, brilliant red in the summer flower border! The Scarlet Flax is sown directly from April to July. The plants which like to grow in full sun, are undemanding and thrive in every normal garden soil. It is also suitable for growing in larger tubs or as border fillers and it relatively slug resistant.







B343

## Mallo Wort

b-d EHZ

*Malope trifida*

Summer mallow with large and beautiful purple coloured flowers which flower long and abundantly. It likes a light sandy soil in a sunny situation and is particularly effective between tall perennials. Suitable for professional flower growers.



B613

## Mallo Wort (white)

*Malope trifida*

Long flowering and free flowering mallow with trumpet-shaped white flowers with a diameter of ca. 8 cm. They like light sandy soil in sunny situations and are especially effective among perennials. Suitable for professional flower growers.



B345

## Chamomile

*Matricaria chamomilla*

The name Chamomile originates from the Greek and means 'earth apple' after the smell of its flowers. It is a medicinal and preparation plant that presents few demands on the soil. It does grow slowly though in the early stages.



B350

## Love-in-the-mist

*Nigella damascena*

Fast growing, feathery summer flower with sky blue blossoms and finely divided leaves. Outdoor cultivation is straight forward and it is avoided by slugs. After flowering it develops pretty seed capsules. Suitable as a dried flower for professional flower growers.



B351

## Love-in-the-mist 'African Bride'

*Nigella papillosa*

Delicate yet robust cut flowers with large, elegant, pure white blossoms with a dark centre which enjoy a warm growing site. The seed capsules are likewise attractive in dry flower arrangements. Suitable for professional flower growers.



B369

## Field Poppy

*Papaver rhoeas*

Classic red poppy with large bright red flowers. It grows in nutrient-rich, free-draining soils in a sunny situation. Fairly slug resistant. The fine seeds are sown direct and only lightly covered with soil. Stems should be cut for the vase when buds start to burst. The seed stems can be used for dry flower arrangements.



B371

## Poppy, white & red

b-d EHZ

*Papaver rhoeas*

A red, white and pink mixed, large flowered poppy which blooms throughout the summer. Seeds should be sown where they are to flower and be only lightly covered with soil. Fairly slug resistant. When cut the upright buds can be observed unfolding in the vase, the decorative seed capsules can be used in dried flower arrangements.



B625

## White Mignonette

*Reseda alba*

The tall-growing white flower heads of Reseda alba which originates in the Mediterranean, is only slightly scented but is an attractive source of food for butterflies, wild bees and hover flies. The continuously flowering and beautiful cut flower can be used for cottage garden flower arrangements until the first frosts.



B395

## Black Eyed Susan

*Rudbeckia hirta*

Golden yellow, long-stemmed flowers for late summer flower arrangements which last a long time in the vase. Black Eyed Susan prefers loose water-retaining soil in a sunny or slightly shaded position. Ready to cut when the flower heads are well open. Suitable for professional flower growers.







B396

## Black Eyed Susan 'Herbstwald'

*Rudbeckia hirta*

A strong growing Rudbeckia with contrasting brown-red and yellow tipped petals. Very robust with large flower heads which particularly attract butterflies. Particularly long lasting cut flower. Suitable for professional flower growers.



demeter



B462

## Velvet Trumpet Flower

b-d EHZ

*Salpiglossis sinuata*

The Petunia-like, velvety, trumpet flowers come in a beautiful range of colours from red to violet with streams of yellow. It grows in fertile garden soil, protected from the wind in full sun. Planted as a group they beautify borders and beds with their unusual play of colour. They also keep well in the vase as cut flowers. All parts of the plant are poisonous.



demeter



B399

## Clary Sage

*Salvia sclarea*

Growing to a height of up to 120 cm Clary Sage has a very imposing appearance. In its favoured situations Clary Sage will seed itself and ensure its continued presence in the garden. When flowering begins the whole plant gives off a scent. It is a plant for bees, for scent and both flowers and leaves can be eaten.



demeter



B399A

## Clary

*Salvia viridis*

With annual clary it is not the insignificant flowers but the highly coloured leaf bracts which catch the eye. If cut back they will quickly flower again and it is fairly slug resistant. The fast growing summer flower is very decorative in both beds and floral arrangements.



demeter



B632

## Mexican Creeping Zinnia

*Sanvitalia procumbens*

Pretty flowers reminiscent of small sunflowers and readily visited by insects. The flowers are long lasting, continue to bloom and require no dead heading. Suitable for beds and window boxes. Mexican Creeping Zinnias thrive best in full sun but can also grow on warm sites in half shade.



demeter



B400

## Sweet Scabious

*Scabiosa atropurpurea*

The Mourning Flower or Sweet Scabious is a valued cut flower, loved by bees. The attractive mixture of colours in purple, pink and white prefers a soil that is not too poor in nutrients and in the sun or half shade. For cutting the flower heads should be half open and show good colour.



demeter



B615

## Garden campion

*Silene armeria*

Sown in large drifts, this strongly scented summer flower is stunning - a sea of glowing purple flowers on nearly leafless stems. The nectar inside the long tube-like flowers is accessible to many butterflies. Flowers from June to August and if cut back, until October.



demeter



B414

## Upright Tagetes

*Tagetes erecta*

Attractive, tall growing Tagetes with strong leaves. The upright Mexican Marigold has magnificent bright blossoms varying in colour from yellow to red and flowers continuously until far into autumn. It thrives in all good garden soils and needs hardly any care.



demeter







**B415**  
**French Marigold**

*Tagetes tenuifolia*


Small flowered *Tagetes* with bright orange coloured flowers and aromatic smell. It flowers continuously from June to October in sunny or half shaded positions. *Tagetes* are most effective planted in groups. Best raised in a pot and planted outside in May spaced 40 x 40 cm aprt.



**B415A**  
**French Marigold (mixed)**

*Tagetes tenuifolia*


Small flowered *tagetes* with a rich range of colours from lemon yellow through orange and red-brown in various combinations and aromas. They flower continuously from June till October in sunny and half shaded sites. *Tagetes* are most effective planted in groups. Best raised in a pot and planted outside in May spaced 40 x 40 cm aprt.



**B571**  
**Feverfew**

*Tanacetum parthenium*


Attractive, old medicinal and cottage garden plant with numerous, small white flowers with a yellow centre, similar to chamomile. The firm stems branch freely and keep well in a vase. Feverfew is actually a perennial and over winters in mild areas. Suitable for professional flower growers.



**B415B**  
**Mexican Sunflower**

*Tithonia rotundifolia*

Large decorative, ornamental plant with great visibility. The daisy-shaped orange-red flowers continue flowering well into the autumn. They need a sunny place and humus-rich soil containing clay.




**B636**  
**Blue Lace Flower**

b-d EHZ

*Trachymene coerulea*


An uncomplicated perpetual flowering plant with sky blue flowers with a touch of violet. The delicately scent flower heads are made up of many single flowers with red stamens. The leaves are like finely divided filigree. Excellent insect pasture which attracts many hover flies and other insects such as bees and butterflies. Long lasting cut flower. Suitable for professional flower growers.



**B417**  
**Nasturtium (trailing)**

*Tropaeolum majus*


Trailing mix with of single flowered plants in a colourful range of yellow, orange and red tones. Undemanding as regards soil and site and even grows in north-facing situations. Flowers and leaves are edible and have a cress-like flavour. Better germination is achieved by pre-cooling the moistened seed for five days at 5 °C.



**B418**  
**Nasturtium (dwarf)**

*Tropaeolum majus*


A non-trailing mixture with single flowers and a beautiful range of colours in bright yellow, orange and red tones. Ideal for tubs and window boxes. The leaves and flowers are edible and have a cress-like taste. Improved germination is achieved by pre-cooling the moist seeds for 5 days at 5 °C.



**B469**  
**Golden Marigold**

*Ursinia calendulifolia*


Ornamental summer flower with bright yellow and orange flowers. After flowering the seeds become a myriad of tiny parasols - almost like a new flowering, white with coloured starlets. Makes a good edging plant along pathways and fences but also in a window box.



**B419**  
**Valerian**

*Valeriana officinalis*

Well known medicinal herb and preparation plant which can grow up to 1.5 m. The herb requires a sunny position and a soil rich in nutrients. Valerian is particularly decorative in a summer flower border. The scented flowers attract numerous insects.







**B423**

### Tall Verbena

*Verbena bonariensis*

A sea of lilac-blue parasols that seem to float upon high stems. Recommended for wild gardens since they will be visited by many butterflies and moths such as the Hummingbird Hawkmoth. The seeds take a long time to germinate and we recommend pre-cooling for three days at 5 °C. Suitable for professional flower growers.



**B618**

### Yellow Pansy

*Viola cornuta*

The golden yellow Horned Violet thrives in loose, porous soil and is easily grown in containers. It flowers in the first year from June to October and can be planted in September to flower in March. The flowers are edible and are pretty in summer salads.



**B422**

### Small Flowered Pansy

*Viola tricolor*

*Viola tricolor*, the small flowered, wild pansy or Heartsease likes sandy loam, nutrient-rich garden soils and grows in full sun or half-shade. Violets are grown for autumn planting and they flower the following spring. The flowers are edible and make striking salad garnish.



**B460**

### Dwarf Zinnia

*Zinnia angustifolia*

A dwarf bush zinnia, free-flowering in yellow and brown tones. Uncomplicated summer flower which even flowers in bad weather. The more frequently it is cut the more flowers it will develop. It needs a lot of light and warmth to germinate and grow. Highly suitable for planting in tubs.



**B463**

### Zinnia 'Carroussel'

b-d EHZ

*Zinnia elegans*

Beautiful, free flowering, long-lasting cut flower, loved by butterflies. This Zinnia has large, single flowers in a variety of red, orange, violet and yellow tones. Should not be sown too early. Light and warmth is needed to germinate and grow. Suitable for professional flower growers.



Seed stems of Zinnia 'Sommer in Orange'



**B630**

### Zinnia 'Sommer in Orange'

S. Lange

*Zinnia violacea*

Pretty, small flowered zinnia (flower diameter around 6 cm) in brilliant yellow, orange, violet and red shades. This variety is particularly robust, wind resistant and free flowering. If the first flowers are removed even more branching is encouraged. Zinnias need a lot of warmth and light to germinate and grow. Suitable for professional cut flower production.





# Ornamental grass



B629

## Tall prairie grass 'Fontaine'

*Panicum virgatum*

Attractive ornamental grass whose seed heads open up in a fountain-like form. Short and fast growing. The continually developing ears change colour from green to red. Mature seed heads should be removed to allow new ones to develop. Lasts very well in the vase. Suitable for professional flower growers.



demeter

# Summer flower mixtures



B566

## Sommerpracht

This jolly, colourful flower mixture of long-lasting flowers, consists of mainly low-growing annuals. The seeds should be sown thinly. The mixture includes: Clarkia, Californian Poppy, Godetia, Dwarf Convolvulus, Toadflax, Love-in-the-Mist.



demeter



B609

## Blossoming balcony

Delicate flower mixture for window boxes in white, violet, pink and yellow tones. Consisting of Iberis umbellata, Tagetes tenuifolia, Zinnia augustifolia and Gilia tricolor. Extended flowering period from beginning of June to end of September with the different flowering times overlapping. One portion is sufficient for 3 running metres of window box.



demeter





B570

## Essbare Blüten

(Edible flowers)

Colourful, annual mixture which includes alen-dula, Borage, Cornflower and Edible Chrysanthemum is also attractive to insects. They are easily grown in tubs on the patio or balcony. Regular harvesting encourages further flowering. Only available in a bulk packet.



D490

## Wild flower strip/ Insect buffet

An annual, inexpensive mix for flowering strips with plants to attract and specially designed with the market gardener in mind. Contains: Buckwheat, phazelielie, sunflower, borage, lupin, Egyptian Clover, Persian clover, summer vetch, serradella, motherwort, dill, Mauritanian mallow. Subject to possible changes. A mixture without any Cruciferae. Quick growing varieties that suppresses weeds. Sowing depth: 3 cm.



B568

## Bienenweide (Bee pasture)

This mixture composed of herbs, flowering and scented plants provides many insect species with a food source. Ideal for small free areas and flower islands in the garden, for sunny and half-shaded areas. This annual flowering mix contains: buckwheat, Cornflower, Calendula, Borage, Dill and Phacelia.



B623

## Beneficial Insect Paradise

A rich and colourful mixture of annual flowers that encourage beneficial insects. Attracts parasitic wasps, hover flies, lacewings, gall midges. Contains: Norage, Dill, Coriander, Fennel, Corncockle, Calendula, Cornflower, Poppy, Cress, Buckwheat, Vetch, Crimson Clover, Rye Grass, Red Clover, White Clover, Bishop's Weed, Dragon's Head, Tagetes.



# Wild flower mixtures

The wild flowers are native varieties which have been grown according to Demeter and Bio-Suisse production standards (which accord with the EU Organic Regulation). The mixtures can either be sown on their own or used for undersowing. When sown on their own the soil should be dug over, raked to a fine tilth and sown broadcast. The seed should be firmed into place (for example using a board), but not covered. The seed comes combined with rock dust so as to make sowing easier. The seed bed should not be allowed to dry out. Wild flower mixtures are only available as a pack. A full variety listing is given on the packet.

**Cultivation note:** The mixtures are perennial and many wild plants are slow to germinate, which allows local weeds to develop. Take care that soil does not dry out during germination phase. The plants should be lightly mown in the first year. In the second and third year the sown mix should then reveal itself in all its glory.



B601

## Wild flowers for dry positions


Perennial wild flower mixture which includes many different wild Swiss species for the odd corners of the garden. The plants should be cut twice a year (in June/July and if necessary in September/October). The mixture needs 2-3 years to fully establish itself. Only available in portion size.



B602

## Wild flowers for shade

Perennial wild flower mixture which includes many different wild Swiss species for the odd corners of the garden. The mixture needs 2-3 years to fully establish itself by which time it should be weed-free. Only available in portion size.



B603

## Wild flowers for butterflies

Perennial wild flower mixture which includes many different wild Swiss species for the odd corners of the garden. The plants should be cut twice a year (in June/July and if necessary in September/October). The mixture needs 2-3 years to fully establish itself. Only available in portion size.





## Varieties for sustainable cut flower cultivation

**B**right, colourful bouquets for the weekly market, diverse flower fields for self-harvesting that have more to offer than just gladioli and sunflowers or durable ornaments for the farm shop - in the cut flower marketing sector, there is increasing interest in sustainably and fairly produced flowers from organic cultivation. On the following pages you will find a diverse assortment of selected varieties that meet criteria such as optimum growth height, easy-to-harvest firm or long stems, long vase life or suitability for drying.

We are constantly expanding our assortment and are placing a stronger focus on flower species that can withstand climate change or are also suitable for cultivation in Central Europe due to changing climatic conditions. Please contact us if you are thinking about integrating cut flower cultivation on your farm or in solidarity-based farming. You are welcome to contact us if you have any questions about our product range.

Specific attributes and variety descriptions can be found on the previous pages.



B466

**Flossflower***Ageratum houstonianum*

Page 100



B110

**Corncockle***Agrostemma githago*

Page 100



B470

**White Corncockle***Agrostemma gracilis*

Page 100



B468

**Bishop's weed***Ammi visnaga*

Page 101



B135

**Garden Aster***Callistephus chinensis*

Page 102



B606

**Aster 'Prinova'  
(mixed colours)***Callistephus chinensis*

Page 102



B607

**Aster 'Biedermeier'  
(mixed colours)***Callistephus chinensis*

Page 102



B608

**Peony Aster  
(mixed colours)***Callistephus chinensis*

Page 102



B626

### China Aster (mixed colours)

Callistephus chinensis

Page 102



B140

### Bell Flower

Campanula medium

Page 103



B589

### Safflower

Carthamus tinctorius

Page 103



B145

### Cornflower (blue)

Centaurea cyanus

Page 103



B193

### White Cosmos

Cosmos bipinnatus

Page 103



B639

### Billy Buttons

Craspedia globosa

Page 104



B200

### Larkspur (mixed colours)

Delphinium ajacis

Page 104



B210

### Sweet William

Dianthus barbatus

Page 104



B643

### Sweet William 'Chris'

Dianthus barbatus

Page 104



B270

### Soapwort (white)

Gypsophila elegans

Page 105



B275

### Sunflower 'La Torre'

Helianthus annuus

Page 105



B641

### Sunflower 'Tamino'

Helianthus annuus

Page 105



B276

### Sunflower 'Hella'

Helianthus annuus

Page 106



B642

### Sunflower 'Sinja'

Helianthus annuus

Page 106



B277

### Sunflower 'Velvet Queen'

Helianthus annuus

Page 106



B280

### Tall Straw Flower

Helichrysum bracteatum  
'Monstrosum'

Page 106





**B315**  
**Annual Mallow**  
*Lavatera trimestris*

Page 107



**B343**  
**Mallow Wort**  
*Malope trifida*

Page 108



**B613**  
**Mallow Wort (white)**  
*Malope trifida*

Page 108



**B350**  
**Love-in-the-mist**  
*Nigella damascena*

Page 108



**B351**  
**Love-in-the-mist 'African Bride'**  
*Nigella papillosa*

Page 108



**B395**  
**Black Eyed Susan**  
*Rudbeckia hirta*

Page 108



**B396**  
**Black Eyed Susan 'Herbstwald'**  
*Rudbeckia hirta*

Page 109



**B571**  
**Feverfew**  
*Tanacetum parthenium*

Page 110



**B636**  
**Blue Lace Flower**  
*Trachymene coerulea*

Page 110



**B423**  
**Tall Verbena**  
*Verbena bonariensis*

Page 111



**B463**  
**Zinnia 'Carroussel'**  
*Zinnia elegans*

Page 111



**B630**  
**Zinnia 'Sommer in Orange'**  
*Zinnia violacea*

Page 111



**B629**  
**Tall prairie grass 'Fontaine'**  
*Panicum virgatum*

Page 112



# The seed propagators of the Initiative Group



Meeting of the Seed Initiative Group in summer 2022

On the following pages we present the farms of the Initiative Group whose seeds are distributed by the Bingenheimer Saatgut AG. The Initiative Group currently includes more than 80 farms that propagate biodynamic and organic seeds. Its members meet twice a year to discuss experiences in seed multiplication and cooperation matters. Most propagators have subscribed to shares in the Bingenheimer Saatgut AG, thus expressing their commitment to the company. Bingenheimer Saatgut AG understands itself as a

service provider for the joint idea of the Initiative Group and the Kultursaat e. V. association. Their participants want to provide a wide range of organic seeds and promote the cultivation and distribution of biodynamic varieties. In the section of the catalogue that talks about the different varieties offered, you will find the abbreviation of the seed producers for each variety. On the following pages, these abbreviations are accompanied by the full name and address of the seed propagators.

Gardeners who are interested in joining the Initiative Group, please contact:



## Andreas Wisbar

propagation advice, purchasing  
[andreas.wisbar@bingenheimersaatgut.de](mailto:andreas.wisbar@bingenheimersaatgut.de)



**APH Demeter**

Gärtnerei Arpshof, Fabian Hüttner, Am Schulberg 6, 21279 Dierstorf-Wenzendorf.

**AUG EU-Bio**

Augustin Deceans, Earl la Briseterie, FR 58410 ENTRAINS SUR NOHAIN.

**BGH Demeter**

Gärtnerei der Lebensgemeinschaft Bingenheim, Schloßstr. 9, 61209 Echzell.

**BRU Bioland**

Armin Brutscher, Steingrübeweg 12, 79108 Freiburg.

**CBR Demeter**

Christhild Brauch, Gut Mönchhof 7, 37290 Meißen.

**COL Demeter**

Rémi Colombet, Quartier Maltras, FR 26120 Chabeuil.

**DF Demeter**

Domäne Fredeburg, Arne von Schulz, Domänenweg 1, 23909 Fredeburg.

**DHC Demeter**

Christoph Matthes produces seed and undertakes breeding on fields at Dottenfelderhof (DH).

**DHS EU-Bio**

Dorfgemeinschaft Hohenroth, SOS Kinderdorf, 97737 Gemünden am Main.

**DLB Demeter**

Gärtnerei der Dorfgemeinschaft Lautenbach, Robert Weber, 88634 Herdwangen-Schönach.

**DT Demeter**

Dorfgemeinschaft Tennental, Gärtnerei Martinshof, Alexander Thierfelder, 75392 Deckenpfronn.

**DZK EU-Bio**

De Zonnekouter, Arne Vastershaeghe, Vossenholstraat 9, BE 9870, Zulte.

**EIL Bioland**

Biohof Eilte, Großer Garten 6, 29693 Ahlden.

**EKK Demeter**

Ekkharthof-Gärtnerei, CH-8574 Lengwil.

**ERW Demeter**

Maatschap Westers Bio-Akkerbouw, Dijksterweg 12, NL 9978 TB Hornhuizen.

**EYS Demeter**

Gärtnerei von Woedtké GbR, Stefan Eysermans, Burgweg 5, 71711 Murr.

**FLC EU-Bio**

Fleur Couleur, Lies Couckuyt, Hekstraat, BE 9850 Landegem

**FÖR Naturland**

Christoph Förster Gut Marienborn 63654 Büdingen/Eckartshausen

**FRE Demeter**

Elia Betrame, Azienda agricola „Sol Ribaldo“. IT 40042 Lizzano.

**GAB Demeter**

Gärtnerei am Bauerngut, Hubert Heimen and Hans-Peter Frucht, 15306 Libbenichen.

**GAT Demeter**

Gärtnerei Apfeltraum, Annette Glaser and Boris Laufer, 15374 Müncheberg.

**GBF Demeter**

Gärtnerhof Grüner Berg, Familie Fischer, Pfarrgasse 3, 06268 Langeneichstädt.

**GKR Demeter**

Gärtnerei Kronacker, 27729 Wallhöfen.

**GM Demeter**

Gärtnerei Marlin GbR, Robert Hahn-Godeffroy and Judith Taschenmacher, Marlin 9, 29496 Waddeweitz-Marlin.

**GOL EU-Bio**

Gärtnerhof Oldendorf, Manuel Eichhorn, Oldendorfer Landstraße 24, 27729 Holste.

**GR Demeter**

Betriebsgemeinschaft Gärtnerei Röllingsen, Am Eichkamp 3, 59494 Soest.

**HDI Demeter**

Hof Dinkelberg GbR, Markus Feig and Markus Hurter, Rebacker 2, 79650 Schopfheim.

**HE Bioland**

Familie Heberlein, Gnadenthal 19, 65597 Hünfelden.

**HEC Bioland**

Bioland-Gärtnerei Hecker, Elisabeth Baierl, Estinger Str. 14, 82140 Olching.

**HEP Bioland**

Heiko Pohl, Waldstr. 13b, 86456 Gablingen.

**HGO Demeter**

Hofgut Oberfeld.

**HOE Demeter**

Gärtnerei der Lebensgemeinschaft Höhenberg, Landkreis Landshut.

**HÖR Demeter**

Joel Siegel, Naturgut Hörnle KG, Horner 3, 79227 Mengen.

**HTA Bioland**

Bioland-Gärtnerei Dalwastengarten, Zum Heuland 14, 29690 Suderbruch, Hans Tappe and Dörte Lorenzen.

**HUS Demeter**

Maatschap Nieuw Bonaventura, Mieke Leen Jan and Niels Reedijk, Boendersweg 38, NL 3295 LB 's-Gravendeel.

**JAK Bioland**

Jürgen Sack, Freiherr-von-Zobel-Str. 20, 97922 Lauda-Königshofen.

**JFE Demeter**

Johanna Fellner, Bredenbock 34, Hitzacker-Harlingen, Einzelunternehmen

**JJ Demeter**

Obergrashof, Julian Jacobs, 85221 Dachau.

**JOJ Demeter**

Gaas, Jos Jeuken and Ellen Krul, Elandweg 46, NL 8255 RK Swifterbant.

**KBH Demeter**

Krebsbachhof, Peter Heuner, Rodenhäuserstr. 12, 35102 Lohra.

**KEL Demeter**

Wolfgang Keller, Am Heimbacher Pfad 17, 65307 Bad Schwalbach.

**KHS Demeter**

Klosterhof Sitzenkirch 79400 Kandern, Oliver Christ.

**KIF Demeter**

Peter Kiefer, An der Schelmenmahd 1, 88430 Rot an der Rot.

**LLI Demeter**

Landhof Lindenberg, Marius Wöllner, Am Holzweg 4, 39615 Zehrental.

**LSA Demeter**

Gärtnerei der Lebensgemeinschaft Sassen, Bernd Schmidt, 36110 Schlitz-Sassen.

**MAG Demeter**

Poliana Farm, Martin Ganev, Blvd. Patriarh Evtimij No 26, BG 1142 Sofia.

**MAL Demeter**

HofGut Kreuma, Malte Bauer, Kreumaer Dorfstr. 29, 04519 Rackwitz Ortsteil Kreuma.

**MB/MAB Demeter**

Maria Bienert, Püchenauer Str. 4, 04425 Taucha.

**MDÖ Demeter**

Martin Dörr, Herbertshausen 3, 74585 Rot am See.

**MF Demeter**

Matthias Funk, Fischerstr. 8, 86698 Oberndorf.

**MH Demeter**

Martin Hänsel, Püchenauer Str. 3, 04425 Taucha.

**MHI Demeter**

gutSaat UG, Michael Hiss, Luisenstraße 7, 79356 Eichstetten.

**MHO Bioland**

Gärtnerei Holzmann, Michael Holzmann, Letten 1, 83670 Bad Heilbrunn.

**MÖH Demeter**

Gut Mönchhof, Catherine and Jens Müller Cuen-det, Gut Mönchhof 2, 37290 Meißner.

**MRE Demeter**

LohmannsHof Gärtnerei, Inh. Max Rehberg, Kampstr. 12, 27313 Westen.

**MSH Demeter**

Moritz Schäfer, Im Schwalmgrund 34, 36318 Schwalmthal.

**MTB EU-Bio**

Michel Thibaud, GAEC des Couriols, Les jardins, FR 26120 Montmeyran.

**MW Demeter**

Gärtnerei Medewege, Rainer Holst, Hauptstr. 11, 19055 Schwerin.

**MWS Bioland**

Gärtnerei der Magnuswerkstätten, Magnusstr. 1, 3 - 10, 86859 Igling-Holzhausen.

**NGS Naturland**

Gärtnerei E. Schönege, Meilendorf 20, 85405 Nandlstadt.

**NHO Demeter**

Neuer Hof, Christoph Bochröder, Stockheimer Landstr. 171, 52351 Düren.

**OTT Naturland**

Landwirtschaft Ott Bernhard, Bergstr. 25, 86756 Reimlingen.

**PAN EU-Bio**

Gartneriet Spiren, Per Andersen, Agersøundvej 3, DK 4230 Skælskør.

**PAV Demeter**

Kräuter- und Samenbaubetrieb in Querciola IT, Bologna.

**PEN EU-Bio**

Stefan Penov, Vassil Kolarov 103, BG 8300 Sredez.

**PGI Demeter**

Peggy Giertz, Biozüchtergarten, ökologische Gemüse- &amp; Blumenzüchtung, Samenbau, Seestraße 1b, 16775 Altglobsow.

**PLW Demeter**

Gärtnerei Piluweri, Am Stockacker, 79379 Müllheim-Hügelheim.

**PUM Naturland**

Naturland-Gärtnerei Pummerer, Familie Pummerer, Tinning 11a, 83083 Riedering.

**QBT Demeter**

Gärtnerei Querbeet, Jannis Zentler, Balingen Straße 15, 79356 Eichstetten.

**RGH Demeter**

Hofgut Rengoldshausen, Johannes Günther, Rengoldshausen Str. 31, 88662 Überlingen.

**RGP Demeter**

De Beersche Hoeve, Baesterdijk 5 NL 5091 RA Oostelbeers.

**RH Demeter**

Hofgut Rengoldshausen, Vera Becher, 88682 Salem-Tüfingen.

**RJS Bioland**

Gärtnerei Grünerlei, Johannes Schlosser, Riegelhof 7, 73489 Jagstzell.

**RMY EU-Bio**

GAEC des Fugiers, Marie Pascale et Rémy REY, 115 montée des Fugiers, FR 26150 Romeyer.

**ROS Demeter**

Rose Saatzeit, Im Gesträdig 9, 99092 Erfurt.

**RVP Demeter**

Biokwekerij van Paassen, Bovenmolenweg 6, NL 2641PW Oude Leede

**SEK Demeter**

Sekem Farm, 1 Belbes Desert Road, ET POB 2834 El Horreya Heliopolis, Kairo.

**SOL Demeter**

Sonja Lange, Am Rasen 21, 37318 Lindewerra.

**SVO Demeter**

Walsegarten, Sebastian Vornhecke, Dorfstrasse 5, 37318 Dietzenrode/Vatterode.

**SWE Demeter**

Biologischer Gartenbau Wedemeyer, Silke Wedemeyer, Auf dem Placke 14, 37176 Sudershausen.

**SZB Bioland**

Michael Stolzenberger, Balbacherstr. 3, 97244 Bütthard.

**TOS Demeter**

Tom Saat, Mts Saat van den Berg, Kemphaanpad 14, NL 1358 AC Almere.

**TRO Bioland****TRO Bioland**

Rose-GbR-Kühren, Tilo Rose, Dorfstr. 33b, 06385 Aken/OT Kühren.

**TXH Demeter**

Gärtnerei der Troxler-Haus Sozialtherapeutische Werkstätten GmbH Wuppertal, Zum Lohbusch 80, 42111 Wuppertal.

**UB Demeter**

Oldendorfer Saatzeit, Ulrike Behrendt and Florian Jordan, Oldendorfer Landstraße 14, 27729 Holste.

**UKI Demeter**

Ute Kirchgässer, Kronstr. 2, 61209 Echzell.

**WAH Demeter**

Warmonderhofstede, Wisentweg 16, 8251PC Dronten. Ackerbaulicher Betriebsteil des Warmonder Hofes.

**WAT Demeter**

Warmonderhofstede, Wisentweg 16, 8251PC Dronten

**WB Demeter**

Azienda agricola "La Torre", Wim Brus, IT 40040 Querciola, Bologna.

**WDA Naturland**

Werner Danzeisen, Bahlinger Str. 18, 79356 Eichstetten.

**WGA Demeter**

Gärtnerhof Wendengarten, Lutz Flüger, Am Dorfbrunnen 4, 29378 Wittingen OT Zasenbeck.

**WGWI Demeter**

Gärtnerei Willmann, In den Beeten 65, 74379 Ingersheim.

**WH Demeter**

Waldhof, Thomas Mauer, Nussallee 3, 34131 Kassel.

**WIT Naturland**

Gärtnerei Witt, Über der Elz, 79312 Emmendingen.

**WOB Naturland**

Wolfgang Beck, Untere Dorfstraße 2, 86655 Harburg, Ortsteil Großsorheim.





Blooming onions

## Seed companies



### AIL Bio-Cohérence

GIE L'Ail Drômois, Z.A. de Brunelle, FR 26400 Eurre.



### BOL Demeter

De Bolster, Oude Oenerweg 13, NL 8161 PL Epe.



### CAM EU-Bio

Camena Samen, Copenbrügger Landstraße 58, 31867 Lauenau.



### CB Demeter

Carel Bouma, Alikruikweg 15, NL 8256 RK Bid-dinghuizen.



### CUL Demeter

Culinaris, Brauweg 55, Göttingen.



### GEM EU-Bio

Germain's Seed Technology B.V. Dinxperloses-traatweg 122, NL 7122 JS Alten.



### GSO EU-Bio

Gartensoja, Fabian van Beesten, Dorfstr 43, 79232 March.



### NMG Naturland

Marktgesellschaft der Naturland Bauern AG, Ei-chethof 4, 85411 Hohenkammer.



### PHS EU-Bio

Pharmasaat, Arznei- und Gewürzpflanzen Saat-zucht GmbH, Straße am Westbahnhof, 06556 Artern.



### PN EU-Bio

Pascal Naudin, Essem'Bio SARL, Bois de Gajan, FR 32700 Lectoure.



### RS Demeter

ReinSaat, Reinhild Frech-Emmelmann, Am Hornerwald 69, AT 3572 St. Leonhard.



### SR Demeter

Sativa Rheinau, Klosterplatz, CH 8462 Rheinau.



### SUE EU-Bio

Suet GmbH, Sudetenlandstr. 26, 37269 Esch-wege.



### TIM EU-Bio

Ecobulbs, Annelies Timmermann, Oosterstraat 21; NL 1654 JK Benninbroek.



### TOP EU-Bio

TOP Onions b.v., Baarlandsezandweg 5, NL 4431 NJ 's-Gravenpolder.



# Bingenheimer Saatgut AG –

## Part of a vibrant network

Where does organic start? Easy: It starts with the breeding of varieties and the propagation of seeds! More and more farmers, gardeners and consumers share with us the idea of providing a healthy diversity of tasty, digestible and adapted varieties for organic cultivation by preserving proven and developing new open-pollinated varieties. They are the reason why we can now offer almost 500 open-pollinated varieties, of which more than 100 are new biodynamic and organic varieties - without using hybrid breeding, patents or genetic engineering. If you want to find out how this commitment started and how our partnership network has developed, stay tuned and read on.



Meeting of the Seed Initiative Group in summer 2022

### Looking at the origins as a guideline for the future

The goals and ideals that direct our daily work are based on a simple yet fundamental realisation: In order to enable independent organic farming on a long term basis, open-pollinated vegetable varieties must be preserved, further developed and organically propagated, whilst making the seeds of these varieties available to all interested parties. The basis of this realisation was born about 35 years ago from the fact that hardly any organic seed was available for the cultivation of organic vegetables. In addition, the triumphant of hybrid varieties was accompanied by a dramatic decline in open-pollinated varieties. This led a group of open-minded, committed Demeter gardeners to join together to form the "Initiativkreis für Gemüsesaatgut aus biologisch-dynamischem Anbau" (Initiative for vegetable seeds from biodynamic cultivation) and to pursue the cultivation of open-pollinated varieties. Initially, the focus was on an intensive exchange of experiences as well as the collection of knowledge regarding the propagation of vegetable seeds in the context of organic agriculture.

Seeds are far more than just a means of production as it forms the vivid starting point of every diet.

### A public limited company (PLC) as a partnership-based enterprise

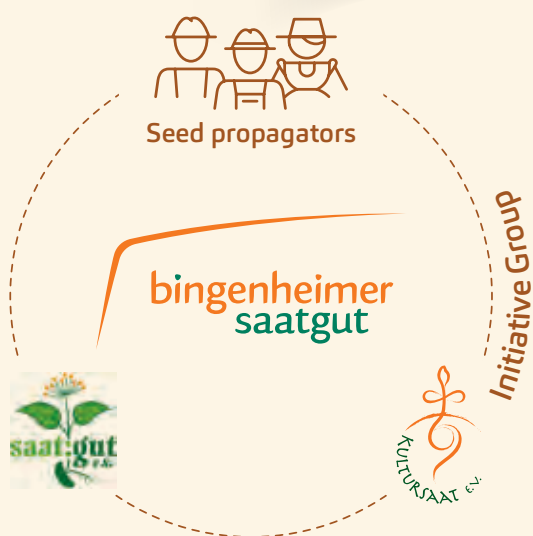
The first seed harvests were simply exchanged among each other. But after only a few years, a central place was needed where seeds could be tested, processed and distributed. At first, these tasks could be carried out by the workshops of the Lebensgemeinschaft Bingenheim e. V. However, 14 years later, in 2001, the work involved in all aspects of the seed had grown to a point where the establishment of an independent company was required: the Bingenheimer Saatgut AG was born. By choosing the public limited company as the corporate form, the impulses of the past could be further developed and the funds necessary for investments could be complemented by a larger circle of like-minded partners.

In addition to us and our seed multipliers, the breeders of the breeding associations Kultursaat and Saat:gut also belong to the Initiative Group (see diagram). The close relationship with all parties involved continues to characterise the self-image of the Bingenheimer Saatgut AG.





Team of Bingenheimer Saatgut AG September 2022



The Bingenheimer Saatgut AG as the coordinating centre of the network.

The exchange within our network as well as the respectful interaction among all economic partners is the key prerequisite for the success of organic seed production. The meetings of the Initiative Group, which take place twice a year, provide a space for joint training, offer a platform for in-depth discussions and create a stable basis for cooperation based on trust. This is intended to be a clear alternative to the models commonly used in the seed industry, because usually the corporations dictate the conditions and by relocating seed production to countries with climatic advantages and low wages, the alienation between gardeners and seed manufacturers grows.

#### The principles underpinning our work

The founding principles of the Bingenheimer Saatgut AG are still continuing to guide our work. In all corporate divisions, respect for the dignity of people, animals and plants form the basis for responsible and respectful interaction, both with each other and with our environment. In addition to our main tasks, the processing of seed and the distribution of open-pollinated varieties, our efforts are also aimed primarily at the conservation and promotion of varietal diversity for organic farming. Furthermore, we want to contribute to the cultural task of society to promote seed propagation. All our efforts have at their heart the desire to develop alternative social economies between all parties involved in

the production and consumption process. We consider it as one of our tasks to inform our customers in a fair manner and to act as an intermediary to show all those involved in the value chain the possibilities and limitations of breeding and cultivating open-pollinated organic varieties.


Our guiding principles are also reflected in the ownership structure of the public limited company: Our registered shares are only issued to buyers who are committed to the objectives of the Bingenheimer Saatgut AG. The shareholders include the Software AG Foundation, the Lebensgemeinschaft Bingenheim, seed propagators and customers as well as other institutions with the same aspirations.

#### A non-profit association as the key to a contemporary alternative in plant breeding

But who actually owns these varieties? And who should they belong to? The current debate over patents on plants and animals illustrates the changing significance of cultivated plants: Whereas in the past, varieties were still regarded as important cultural assets, today they are mostly seen and treated as pure economic goods. Seeds, however, are far more than just a means of production such as diesel, boxes, fleece, etc. As it forms the vivid starting point of every diet, we are convinced that there should be no private ownership of varieties or DNA sequences. To represent this belief, the non-profit association Kultursaat was founded in 1994 from the midst of the Initiative Group. The association is responsible for biodynamic variety development, variety conservation, breeding research, method development, public relations and breeding financing.

## Retail assortment: Biodynamic Seed for hobby-gardeners

- Popular assortment of seeds selected for the hobby-gardener.
- Descriptions and details given in English, Danish and Dutch. Clear price brackets shown both on the packets and display stand.
- Special seed packets displaying a highly descriptive picture of the plant and growing instructions. Distributed in units of 5 seed packets of each variety.
- New tasty and disease-resistant varieties for organic cultivation, and traditional ones as well. About 80 different vegetables, flowers and herbs.
- A nice wooden display unit with 42 or with 96 hooks. These are made by disabled people in the workshops of the Bingenheim Community. Also available is a small sturdy display strip or a table display for 7-12 seed packets, suitable as a secondary display or for the smaller shop.
- Our products may be procured from your wholesaler or directly from us. Prices and order form available on request.



## Our catalogue is available in other languages

You can also receive this catalogue in German and Dutch. There is also a French translation of all the variety descriptions. The various language versions can be found on our website:

<https://www.bingenheimersaatgut.de/en/info/en/service-download/catalogues.html>

### Imprint

#### Editor:

Bingenheimer Saatgut AG; Sitz: Echzell,  
Amtsgericht Friedberg HRB 4963

**Coordination:** Lydia Eickhoff

**Set:** hgs 5 GmbH, Fürth

**Translation:** Bernard Jarman, Wiebke Boller,  
Elaine Balkenhol

**Pictures:** Annette Heidler; Christian Pochodzala;  
Laura Bolleßen; Michael Buß; Michael Osterhaus;  
Kultursaar e. V.; dbv/Sabine Rübensaar

**Print:** Druckhaus Kaufmann, Lahr

Printed on recycled  
and Blue Angel awarded paper.

All rights reserved.







## Bingenheimer Saatgut AG

Organic Seeds 2023 | 2024

Phone: +49 (0) 6035 1899-0  
Fax: +49 (0) 6035 1899-40  
E-Mail: [info@bingenheimersaatgut.de](mailto:info@bingenheimersaatgut.de)

Certificates, current disposability of seeds:  
[www.bingenheimersaatgut.de](http://www.bingenheimersaatgut.de)

### We are reachable by telephone:

Monday to Thursday from 9 am-4 pm  
Friday from 9 am-1.30 pm

In July and August  
Monday to Friday from 9 am-1.30 pm

