

ISSN 1819-1460

CLIVIA NEWS

Quarterly Newsletter
of the Clivia Society

VOLUME 21 - NUMBER 4 | OCTOBER - DECEMBER 2012





The Clivia Society www.cliviasociety.org

The Clivia Society caters for *Clivia* enthusiasts throughout the world. It is the umbrella body for a number of constituent Clivia Clubs and interest Groups which meet regularly in South Africa and elsewhere around the world. In addition, the Society has individual members in many countries, some of which also have their own Clivia Clubs. An annual Yearbook and quarterly Newsletters are published by the Society. For information on becoming a member and / or for details of Clivia Clubs and Interest Groups contact the Clivia Society secretary or where appropriate, the International Contacts, at the addresses listed in the inside back cover.

The objectives of the Clivia Society

1. To coordinate the interests, activities and objectives of constituent Clivia Clubs and associate members;
2. To participate in activities for the protection and conservation of the genus *Clivia* in its natural habitat, thereby advance the protection of the natural habitats and naturally occurring populations of the genus *Clivia* in accordance with the laws and practices of conservation;
3. To promote the cultivation, conservation and improvement of the genus *Clivia* by:
 - 3.1 The exchange and mutual dissemination of information amongst Constituent Clivia Clubs and associate members;
 - 3.2 Where possible, the mutual exchange of plants, seed and pollen amongst Constituent Clivia Clubs and associate members; and
 - 3.3 The mutual distribution of specialised knowledge and expertise amongst Constituent Clivia Clubs and associate members;
4. To promote the progress of and increase in knowledge of the genus *Clivia* and to advance it by enabling research to be done and by the accumulation of data and dissemination thereof amongst constituent Clivia Clubs and associate members;
5. To promote interest in and knowledge of the genus *Clivia* amongst the general public; and
6. To do all such things as may be necessary and appropriate for the promotion of the above-mentioned objectives.

More information on the Clivia Society available on
www.cliviasociety.org

Table of Contents

▼ CLIVIA NEWS	Inner Front Cover
▼ EDITORIAL – <i>Joubert van Wyk</i>	2
▼ CLIVIA PERSONALITIES	
Toy Jennings – 84th birthday – <i>Felicity Weeden</i>	3
▼ CLIVIA SOCIETY	
Clivia Quo Vadis? – <i>Sakkie Nel</i>	3
Paying by Paypal – <i>Sakkie Nel</i>	5
▼ CLIVIA BREEDING	
Fairytale Series – <i>Val Thurston</i>	6
'Vico Yellow' and its spread: Some notes on terminology and associated cultivars – <i>Helen Marriott</i>	9
▼ HABITAT CLIVIA	
Mariepskop, a special Clivia location – <i>Andre du Toit</i>	20
▼ RELATED	
Clivia and cold weather – <i>Richard Austin</i>	26
▼ CLIVIA GOGGAS	
Pesticide usage for Clivia plants – <i>Glynn Middlewick</i>	27
▼ CLUBS AND INTEREST GROUPS	
Well done! Melbourne – <i>Alick McLeman</i>	29
CLIVIA SHOWS	
Overberg Clivia Show – 2012 – <i>Felicity Weeden</i>	32
Cape Clivia Show – 2012 – <i>Felicity Weeden</i>	33
▼ CLIVI-ARTA – <i>Helen Sanders</i>	35
▼ THE CLIVIA SOCIETY	36

ADVERTISEMENTS

WILL ANYONE WISHING TO ADVERTISE OR WHO KNOWS OF POTENTIAL SPONSORS OR ADVERTISERS PLEASE COMMUNICATE WITH SAKKIE NEL IN THIS REGARD – SEE INNER COVER FOR CONTACT DETAILS.

The Clivia Society Newsletter started as a black on white news-sheet dated July 1992, numbered Volume 1 number 1, called 'Clivia Club'. It formed a means of communication for people interested in the plant genus Clivia. It was edited/written by the late Nick Primich with a frequency of 3, 5, 8 & 5 during the first 4 years, using the publication month in the volume.

The frequency was fixed on four annually with Vol. 5 No 1 of March 1996.

The date changed to the southern hemisphere seasons with Vol. 8 No 1 of Autumn 1999. The first three used yellow paper as cover. The name changed to 'CLIVIA CLUB NEWSLETTER' with Vol. 9 No 1 Autumn 2000 with full colour photos on the cover pages. Another name change to 'CLIVIA SOCIETY NEWSLETTER' came with Vol. 10 No 4 Summer 2000, and in 2005 reverted to a quarterly number. CLIVIA NEWS is the continuation of this series.



EDITORIAL

The year feels like it passed very quickly, maybe just more got done. Electronic mail, in whatever form, enables more communication in shorter periods of time. But it does not make up for seeing people in person, telling each other about unexpected discoveries like "You won't believe it but I got three seedlings with green stems from that cross, I don't think it was stray pollen but either something interesting happened or there must have been a yellow somewhere in the past," sharing coffee and a biscuit, and just being together.

I joined an Operation Wild Flower trip to the new dam site in the Skeerpoort in Mpumalanga a few weekends ago. It was a wonderful day out in nature, collecting various interesting plants (mostly aloes) from an area that will be under water in the next few years and the sharing of lunch with a group of diverse people. The day was well organised and the issuing of permits went very smoothly. An outing I whole heartedly recommend to anyone ever in a position to join.

Congratulations to Tannie Toy Jennings who celebrated her birthday in October.

Thank you for all the great and interesting contributions, and thank you for putting me in a position where I was faced with the very difficult decision of which articles to retain for the next edition. Holding over articles came down to word count and space, but don't despair you will be able to read such articles in the next edition. Keep the articles coming!

I heard an interesting statement the other day, something along the lines that 'the current generation is stealing from future generations by way of current consumption financed from



FRONT COVER PHOTO – *Miniata Fairytale*
'Green Mascot', owned by Val Thurston

borrowings that will be repayable in the future, and by way of damage to the environment.' The debt may be able to be dealt with in some way or other (inflation, default, more debt, revolution, actual repayment, etc.) but will we as humanity be able to turn back from the edge of destruction resulting from our disregard for the environment? A growing population and/or a society moving up the development curve results in greater consumption, which results in increasing profits, which supports the valuations of our pension investments. This chain of events makes us feel secure about the future but it also fuels the destruction of the environment. How sustainable can this all be? Given that we can't yet move at the speed of light to enable us to vacate this Earth, we should think a little bit about what our planet can support. ▼

Joubert van Wyk

Editor – Clivia News

PS. Cut-off date for submissions for the first Clivia News of 2013: March 15

Erratum: Thank you to Pieter van der Walt of Joburg Club who did the sourcing for the article on Clivia stamps in the previous Newsletter.

EDITOR OF NEWSLETTER JOUBERT VAN WYK: POBox 1820, Houghton, 2041, Republic of South Africa
▼ Tel: +27 83 307 7707 ▼ E-mail: myclivia@iafrica.com

PUBLIC RELATIONS OFFICER SAKKIE NEL: PO Box 35235, Menlo Park, 0120

▼ Tel: +27 12 361-6415 ▼ E-mail: corgas@vodamail.co.za

YEARBOOK EDITORIAL ROGER FISHER: PO Box 1039, White River, 1240, Republic of South Africa

▼ Tel: +27 83 602 7736 ▼ Fax: 086 515 0710 (RSA only) ▼ E-mail: clivianews@cliviasociety.org

▼ **DESIGN & LAYOUT** FRED A VAN WYK ▼ **COVER:** MASTHEAD DESIGN TERSIA VAN RENSEN

▼ **PRINTING** UVO Printng, Pretoria Tel: +27 12-342 1978/9

CLIVIA PERSONALITIES

Toy Jennings - 84th Birthday

By Felicity Weeden

Tannie Toy, known and loved by so very many Clivia people, turned 84 on October 8th 2012.

Henriette Stroh and I visited her at her home, amidst the many tributes from many friends from far and wide and the endless phone calls conveying good wishes. We spent a really good afternoon with her and Joan.

Toy was her usual sprightly self. Perky as always and always hospitable, offering tea and snacks, which her daughter Joan, kindly and dutifully provided.

Toy spent most of her life in Pretoria and I believe it was in 1952 that she first became involved with Clivia. She was always very much involved with the Clivia Club, with her husband Peter always there to help build display stands or whatever was required.

She has always inspired great loyalty, probably because she herself has always been such a loyal friend.

She is famous for and has always promoted the plant named "Ella van Zyl", which she apparently spotted on a friend's verandah. This is a lovely ghost, for want of a better name. It produces a perfect round umbel of glistening and sparkling florets, producing the overall effect of a beautiful pink. The petals are fairly narrow and pointed, which in my opinion, adds



Toy Jennings and Henriette Stroh

to its beauty and daintiness.

At one point it was claimed that Ella only produced orange offspring. This however proved to be incorrect. Crossed with a select pastel green throat, a beautiful green throat peach materialized. Crossed with Jurie Geldenhuys (a plant with similar characteristics) the perfect umbel with strongly recurved blooms appeared, but this time as a pastel. A really lovely thing.

Toy recently underwent an operation, and unfortunately is not recovering as desired. We wish her a successful and speedy recovery with many more very happy birthdays to come. All good wishes and much love to her and Joan. ▼

CLIVIA SOCIETY

Clivia Quo Vadis?

By Sakkie Nel, Treasurer and Public Relation Officer

Clivia Membership: 2002 to 2012

Management Committees, like sportsmen and women, get into situations of pressure during a match, or doing what they are suppose to do, where they either show "big match temperament" or they panic and/or choke!

This is unfortunately also true of our Clubs and Groups in The Clivia Society if you consider the membership numbers per Club/Group over a period of the last eleven years, from 2002 until 2012.

Please refer to the following table of membership numbers per year.

Clivia Membership												
Club/Group Name:	Date	2002	2003	2004	2005	2006	2007	2008	2009	2010	2011	2012
Cape Clivia Club	1997	288	344	358	294	285	296	318	292	255	218	204
Eastern Province												
Clivia Club	2002	109	114	173	220	220	214	203	204	195	160	135
Free State Clivia Club	2005				44	64	48	39	54	47	35	36
Garden Route												
Clivia Club	2005				60	78	68	62	78	83	85	84
Joburg Clivia Club	2005				134	115	142	142	111	126	115	114
KwaZulu-Natal												
Clivia Club	1995	98	95	99	110	95	125	122	114	113	110	93
Lowveld Clivia Club	2009								42	45	40	40
Northern Clivia Club	1994	372	377	377	293	257	264	240	220	225	188	168
North Free State												
Clivia Club	2007						21	21	22	30	30	30
South African												
members		867	930	1007	1155	1114	1178	1147	1137	1119	981	904
Australia		125	164	173	197	206	213	221	193	163	155	154
International		17	25	22	21	21	20	23	22	23	25	24
New Zealand		25	15	24	27	24	28	26	29	31	38	42
United Kingdom		25	33	31	30	21	28	27	27	23	19	12
NACS- USA		40	45	49	56	39	36	40	38	47	44	42
Total members		1099	1212	1306	1486	1425	1503	1484	1446	1406	1262	1178
Change			113	94	180	-61	78	-19	-19	-40	-144	-84

When Clubs like Joburg (2005), Free State (2005) and Lowveld (2009) were formed we appreciate that their member numbers shown were previously part of the Northern Clivia Club total.

The loss in members between our best year (2007 = 1503) and our worst year (2012 = 1178) is a staggering 325 members. We know that some very dear friends passed away during these five years, but surely not all 325 of them! The reduction of 144 members in 2011 was followed with a further reduction in 2012 of 84 members! Loss of 228 members in just two years!

The good thing about this loss of membership is that it can hardly get worse!

Although there is no Club or Group from whom we can learn any success story, New Zealand Clivia Club did increase their membership numbers from 25 in 2002 to 42 in 2012 and we gladly thank Alick McLeman and his helpers for a job well done!

Northern America Clivia Society/USA had their worst year member-wise in 2008 with 34 members and their best year with 56 members in 2005, but have since stabilized on 42 members in 2012.

With the exception of Australia Clivia Group, all the "big losers" (membership wise) are Clubs which have at least ten monthly meetings for their members every year.

It does seem however, as if the members of Groups who do not have monthly meetings need no encouragement to re-new their annual membership and they gladly do it every year!

This fact may disguise a painful truth in that we conduct our monthly meetings so badly that this year's new member do not allow themselves to be caught again next year? I truly hope not. Can it be determined why about 50% to 75% of Club member's never attend any monthly meeting and never lend a helping hand at the annual Show?

Are they just keen to obtain the five publications, at an affordable price, or is the income from their show-stall the carrot that moves the cart?

Can we follow up members who do not re-new membership in order to get a reason why they do not renew?

Are we prepared to listen carefully and get the Management Committee to do something about the "grievances", should there be any?

Do we train and mentor ordinary members enough about grooming plants so that he or she, without being rich, also stands a chance at show-time with their proud beauties?

I helped Dr. Lena van der Merwe to proof read the very old black and white Newsletters for scanning mistakes that needs to be rectified. In doing so I made notes about people I know today that were members in 1998 ect. but are not members now.

When asked why they did not continue to be a member I got very, similar answers: "In the beginning I learnt a lot but then they lost me. In meetings you kept your mouth shut! Only the learned and clever people speak and I do not know what they are talking about!"

"The contents of their publications are beyond my education, I do not understand a word I read and I cannot pay the membership just to look at the pictures! "

Meetings and publications should always contain some content that ordinary members, without plant or Botanical education, can relate to.

Clivia Research Students

The Clivia research students of Professor Johan Spies at the Free State University make me very proud for the mere fact that they chose our beloved species of plants to do their research on!

The fact that none of these students choose to be members of the local Clivia club (at 50% of normal membership fees), scares me so much that I cannot bring myself to try and obtain a reason for it!

We live in a World today, where all aspects of Life are in a big contest for some of an individual's precious time.

As we cannot ever so often increase membership fees, the rising production costs will force us to reduce our number of publications! To escape this catch 22 situation we need to consider delivering publications electronically!

Newsletter no 3 of 2012 was sent to all Club Secretaries electronically with the request that they send it to all their members who have e-mail addresses. This was done so that members can get a feel of an Electronic Newsletter as well as give feedback about the idea for the future? The layout costs, producing pdf-files and photo manipulation (Oh how I hate that word!) will still be a factor in future however.

A good starting point may be to translate our five publications in Chinese and Japanese and by selling it to Clivia Clubs and enthusiasts there; we may try to cover our own ever increasing financial gap!

Even if members are prepared to accept an electronic copy of the Newsletters, the reduced remainder of the hard (printed) copies will cost the Society more than what it cost now.

Most of our members are older than 50 today and while many of them do possess a computer quite a number of them do not have such facilities.

How about every member taking up the challenge to find an extra member in 2013? Please try your best, even if your friend becomes a member of another Club or Group. ▼

Payment of Membership fees to the Clivia Society by PayPal

By Sakkie Nel, Treasurer and Public Relation Officer

The Clivia Society has opened a PayPal account at First National Bank.

Bank: FNB

Branch: Menlyn Square

Branch Code: 252445

Account Number: 62381935942

Type of Account: Business Cheque Account

Swift code: FIRNAJJ

E-mail address: Sakkie Nel

corgas@vodamail.co.za

All United Kingdom members may pay £17, 50 per PayPal for their membership.

International members, outside New Zealand, Australia, America and Canada may either pay US \$28, 50 or £17, 50 for their membership.

Members in Australia will still be paying their 2013 membership fee of AU \$35, 00 in Australia

to Ken Smith.

Members in New Zealand will still be paying their 2013 membership fee of NZ \$36, 00 in New Zealand to Alick McLennan.

Payment by credit card in South Africa is R220, 00 RSA. ▼

CLIVIA BREEDING

Fairytale Series

By Val Thurston

Ndwedwe Msubo "Wow" is the pod parent I used to breed the Fairytale Series, using Andrew Gibson as the pollen parent.

Ndwedwe Msubo "Wow" was named after the person I acquired the plant from a few decades ago called Msubo and the area it came from known as Ndwedwe in KwaZulu Natal. The plant was not flowering at that time, and was potted up and put under the fir trees in the garden at

Tongaat and forgotten about for a couple of years.

Clivia do not bloom each season along the north coast of KZN. One year, due to erratic temperature drops during the winter months, I was pleasantly surprised to see that one of the mature Clivia plants, near the paddock in which my horses were grazing, was in bud and had one flower opening. Each morning I bypassed the plant and once more flowers had opened I



Fairytale 'Fabulous'



Fairytale

noticed that they were an unusual colour – yellow with splashes of red on the back of the petals and commented "WOW" what unusual colouration – hence the name.

The plant was quickly removed from under the trees, planted into a pot and put into the shadehouse with the rest of the clan. At that time, the clone, Andrew Gibson had appeared on the circuit and was in great demand. I was unable to obtain a plant but managed to get some pollen which I used on Msubo Wow as it was the only plant in bloom at the time. Both clones had similar colouration in the flowers, were pigmented at the base and had red berries, so running with the theory "cross like on like" I took a chance!

The seedlings germinated unpigmented with

just a couple of pigmented popping up. These I marked and once flowered produced some really nice looking dark oranges with white centres – possibly stray pollen. It took 5 years before the first plants flowered, 23 in total, all with the splashes on the back of the petals (some with 3 splashed petals, some with all splashed petals). Most first flowering plants have between 7-12 blooms. After 3 years the flower size and flower count has increased. I have selected out what I consider to be the better shaped flowers, some with green centres and green on the outside of the petals. These I have crossed with each other and also crossed some back to both parents. I have also done a crossing using Msubo Wow as the parent with Ngidi Pink Champagne as both were flowering out of season – with the same results and no difference in the shape or colour



Msubo Nguni



Msubo Wow

of the flowers – I found this very interesting as these two plants are not related except that they come from the same Ndwedwe area but were found kilometers apart. Ngidi has yellow seeds and is pink in colour. I have also crossed Msubo

Wow onto Wittig Pink with the same results. It would appear that the splashing on the outside of "Wow" is quite dominant – only time will tell as I have done some 'out of the box' crossings and am waiting to see the results. ▼

CLIVIA BREEDING

'Vico Yellow' and its spread: Some notes on terminology and associated cultivars¹*By Helen Marriott*

The origins and naming of 'Vico Yellow' and 'Vico Gold' have been documented previously² (Smithers 2000; Dixon 2005) and furthermore the use of 'Vico Yellow' (Fig. 1) in the breeding programs of Yoshikazu Nakamura in Japan and David Brundell in New Zealand have also been introduced (Sasaki, 2001; Dixon 2005, Marriott 2006, 2010). Commencing more than two and a half decades ago, the breeding programs of these individuals have been extremely important, especially that of Nakamura, because of the greater spread overseas of his seeds and plants which frequently have included crossings with 'Vico Yellow'.

As Dixon (2005, pp.81) claims "t(he influence of 'Vico Yellow' and its progeny emanating

out of Japan has been enormous, and many modern clivias today include 'Vico Yellow' in their ancestry".

At a time when yellow-flowering Clivia were still quite rare to procure, Sir Peter Smithers (Fig. 2) dispatched a clone of the plant which was subsequently named as 'Vico Yellow' to Shuichi Hirao in Japan and it flowered for him in 1984. Following the latter's death in 1988, Nakamura (Fig. 3) grew an offset of this clone (with the remaining offsets promised elsewhere in Japan) and from then on it became the centre piece of his breeding. He began using this 'Vico Yellow' to improve the flower shape of the Clivia which were available at the time, and it has proved to be of lasting benefit, from many perspectives.



Fig. 1 Brundell's 'Vico Yellow'



Fig. 2 Sir Peter Smithers



Fig. 3 Yoshikazu Nakamura

Nakamura has always referred to this cultivar as 'Vico Yellow' original (Fig. 4) and, in turn, has distributed offsets of it domestically and internationally.

According to Sasaki (2001), in relation to the flower shape and size, Nakamura's 'Vico Yellow' hybrids produce large flowers with good forms, in addition to a well reflexed tepal (Fig. 5). Furthermore, he notes the fertile characteristic of 'Vico Yellow' pollen which leads to the production of good seed set and in my own experience, this also is the case with the hybrids. An interesting characteristic of 'Vico Yellow' seeds (especially when 'Vico Yellow' is used as the seed/pod parent) are their large size (and hence their few number in a berry), similar apparently to *Transkei miniata*. Sasaki has also observed the distinguishing circle which surrounds the radicle tip on the seeds from the "original" plant as well as from the tissue-cultured plants, but not, apparently, from the hybrids (Fig. 6). He also reports that sometimes the original 'Vico Yellow' plant displays a yellow margin at its leaf tip, which is thus a further distinguishing feature.

If one compares photos of Nakamura's flowers of 'Vico Yellow' and its offspring, much variation in the latter is apparent, ranging from long, narrow and sometimes twisted or rolled tepals right through to very broad, roundish tepals. Invariably though, the flowers are largish and sometimes, at least in the early years of a plant's maturity, there are fewer flowers.

A large number of excellent cultivars have been produced by Nakamura, many of which are unnamed but of his named cultivars, perhaps the most famous one is 'Chiba Lily' (Fig. 7), because of the size of its flowers (14 cm in diameter). 'Chiba Gold' (Fig. 8) is another cultivar with splendid broad petals, alongside of 'Chiba Yellow' and 'Chiba Orange'.

In the main, Nakamura describes seeds or plants bred from his 'Vico Yellow' original (usually used as the pollen parent) as 'Vico Yellow' hybrids³, the majority of which are yellow-flowering plants. However (and perhaps unfortunately), in the past he has also used the general label of "best yellow" to describe these 'Vico Yellow' hybrids. Because Nakamura often crossed 'Vico Yellow' onto a heterozygous orange x yellow parent, sometimes orange flowers appear, and these he refers to as 'Vico Yellow' hybrid Orange. He also undertook more complex crosses, sometimes using his 'Vico Yellow' original twice, or else using superior hybrids. Pastels (Fig. 9) also emerge from his various crossings, as do Ghosts or other variations. His hybridization with 'Vico Yellow' and sometimes 'Vico Gold' or their hybrids has also involved crosses with 'Chubb Peach', multitepals (Fig 10), variegates – including Akebono (Fig. 11) and Light of Buddha variegates from China – as well as with the pendulous species to produce interspecifics. Further, he also crossed F1 interspecifics with these two cultivars (Fig. 12). Needless to say, Nakamura's 'Vico Yellow' hybrids are fairly well



Fig. 4 Nakamura's 'Vico Yellow' (original)



Fig. 5 Vico Yellow hybrid



Fig. 6 Vico Yellow seed



spread around various countries.

Also found in some Clivia collections in different countries are tissue-cultured plants from 'Vico Yellow'. According to Sasaki, the Japanese company Miyoshi commenced the tissue culture of this plant in conjunction with Shuichi Hirao in 1987, using the pedicel of the plant. The tissue-cultured plants were then released commercially by SAKATA NO TANE, another company, from 1995 when a 9cm pot sold for 12,000 yen (about US \$14 at today's rates). While sales of these plants were only continued for a few years by this Japanese company, these plants have been spread around to a degree and offsets of the earlier tissue-cultured plants continue to be sold on a small scale here and there. Amongst them are some excellent flowering plants but poor ones are also to be found. (I can speak from experience as I purchased a seedling in Australia which some years later produced a very disappointing flower.) Nakamura himself has only rarely used a 'Vico Yellow' tissue-cultured plant in his breeding but on such occasions, he describes it as such. Like his hybrids from the original 'Vico Yellow', these tissue-cultured plants are also variable in their flower forms (which seems contrary to what I understand is often claimed about tissue-cultured plants), but in contrast to progeny from the original plant, not all will be desirable offspring, as explained above, and thus is it important for breeding purposes to know the actual parentage and background of one's plants.

Brundell (Fig. 13) also worked with a clone of the original 'Vico Yellow' which he obtained directly from Sir Peter Smithers in 1986 (Dixon 2005) and he, too, is well known for his exceptional 'Vico Yellow' hybrids. According to Barnes (2006: 84), "t(τ)his ('Vico Yellow') has formed the basis of his (Brundell's) breeding program, which aims to produce commercially viable strains in orange and yellow shades that are the best in the marketplace, with blooms that are bigger, bolder, brighter and better in all ways" (Fig. 14). Brundell's use of a fertigation system where the plants are constantly fed is believed to be a very important factor in his outcomes.

Brundell's own website, Gardenza, describes his hybridization with 'Vico Yellow' as follows:



Fig. 7 First flowering of 'Chiba Lily'

In the first generation crossed with Vico Yellow, a galaxy of stunning yellow Clivia were developed using a single selected pollen parent of Australian origin. Plants in this F1 population have been vigorously rogued (i.e. eliminated from the population) and ranked over the years, with the kind help of many Clivia aficionado friends. This cross is characterised by their very large umbels and florets with wide petals along with broad leaves, strong plant vigour and (usually) a delightful scent. The cream-of-the-crop formed the basis of my Kings&Queens (KQ) range. The Top Ten have been given varietal names (KQ 1-10) and, in descending order, are Lunar Impact, Lunar Glow, Full Moon, Heaven Scent, Day Glow, etc. The 15 next-ranked plants (KQ 10-25) are still identified and pollinated individually and form 'Gardenza's Super Elite' group of Vico Yellows. The remaining plants, heavily rogued (eliminated), form the relatively uniform 'Gardenza's Elite Yellow' strain that is mass pollinated each year to produce many top-notch hybrids.

While not dominant for colour, Vico Yellow imparts characteristic plant vigour and large-sized umbels and petals to its progeny. Vico Yellow is also scented. It can be selected for green petal colour and green throats.



Fig. 8 'Chiba Gold'

Using pollen from various types, a number of stunning hybrids have been produced, that range from dark to pastels, also with characteristically very large umbels and florets with wide tepals. Some have been named and include Apricot Sun, Mighty Sun, Wavy Sun, Cliveastrum, Mars Moonlight, Stella Vico, Bold Pink, Apricot Lace, Cherry Lace & Funny Face.

The next generation has taken these hybrids to another level, with even larger and wider petals. Green-throats are now appearing - and some remain so, to well after pollination, a breakthrough for these Group 1 Yellows. At this time, these have been grouped as 'Gardenza's Super Vico Yellow'strain.

Fig. 15 shows Brundell having just received the Peoples' Choice trophy at the 2005 annual show of the New Zealand Clivia Club for his magnificent specimen of 'Heaven Scent' which displayed nine umbels at the time. 'Cliveastrum' (Fig. 16) flowered two years ago and Brundell thinks that this is probably his "best" yellow hybrid to date. He describes this flower as having "typically large, flat florets

with characteristically prominent 'eye lashes' and with wide petals and especially sepals. Characteristic (of 'Vico Yellow') scent is a bonus" (personal communication). Another hybrid he describes as a "very full electric-orange hybrid" is yet to be named (Fig. 17). Brundell reports that he is also working to develop the incipient green throat tendencies of 'Vico Yellow' (Fig. 18). In addition, over the past three to five years, he has also been developing peaches and pinks from his 'Vico Yellow' hybrids in crosses with various 'Chubb Peach' hybrids from Sean Chubb. 'In the Pink' (Fig. 19) is one recently named hybrid. Because of his commercial distribution, Brundell's crosses are likely to be spread throughout New Zealand, in addition to smaller numbers being held by Clivia enthusiasts overseas.

From among the growers who have had the opportunity to observe together plants from the independent hybridization programs of 'Vico Yellow' by Brundell and Nakamura, Alick McLeman in New Zealand writes as follows (personal communication):



Fig. 9 'Vico Yellow' hybrid Orange x 'Chiba Lily'

My own strain of Vico plants come from seed from Nakamura through the Clivia Society back in the 1990s and are very different to David Brundell's Smithers strain. The umbels tend to have fewer flowers to the umbel but a lovely open flower form with wide tepals.

While I can only make guesses at this point in time, I wonder if several of the main factors contributing to somewhat different outcomes of using the same 'Vico Yellow' parent in the original F1s (and it or subsequent hybrids thereafter) would be the use of different seed or pollen parents – and hence different gene material – in the hybridization process, along with a rigorous fertigation system in the case of Brundell. We know that in Nakamura's case, many of his early crossings were undertaken with a group of Isamu Miyake's (orange x yellow) *miniata* which were used as the seed parents. Sasaki has noted that among these plants there was one with particularly large flowers and from which it is thought that 'Chiba Lily' was derived.

Because of the superior flower forms arising from Nakamura's 'Vico Yellow' hybrids and access to them by growers of Clivia over the past 15 or more years, subsequent breeders

have continued to use these plants in their own hybridization, and no doubt the same applies for Brundell's plants, albeit on a smaller scale. For example, crosses by Shige Sasaki of 'Vico Yellow' hybrids with plants from other Japanese breeders or with special cultivars or habitat plants from South Africa feature in his hybridization. Indeed, it is not uncommon to find many growers (including breeders, collectors, enthusiasts or others) in South Africa, Australia, New Zealand, USA, Japan and elsewhere who grow "Vico Yellow" hybrids and sometimes 'Vico Yellow' itself or the tissue-cultured plants. Frequently, however, in the past, I have seen seed lists referring to crosses of 'Vico Yellow' and occasionally 'Vico Gold', but I wonder whether it is actually these cultivars being referred to or progeny of them (i.e. a 'Vico Yellow' hybrid) or even a tissue-cultured plant. I am also unsure of the meaning when I see or hear the name of just "Vico", but guess that in the majority of cases it is referring to a 'Vico Yellow' hybrid.

Other breeders have also been working with 'Vico Yellow' genes to develop peaches and pinks. For instance, Chari Malan in South Africa is well-known for his hybridization of



Fig. 10 Multitepal x 'Chiba Lily'

peaches and more recently, Carrie Kruger has shown photos of her pinks (Figs. 20 & 21) which derive from 'Vico Yellow' hybrids. She describes her developments as follows (personal communication):

Most of my Vico Pinks were bred from Vico Yellow (hybrid) x Best Peach. My best peach at that time (2004) was a Chubb's Peach x Vico Yellow (hybrid) obtained from Edgar Fevrier. So the pollen parent already has Vico influence in its genes. These crosses still produce a number of yellow seedlings as well. I select only the best pink peach flowers for breeding further. These siblings are crossed to produce even better pinks. The colour and shape of flower and umbel are important to me. Most of these plants have beautiful large umbels with some recurved flowers. The petals differ in that some are broad and some are less broad. The flowers are large and more pink than peach.

Kruger further states that some of her 'Vico Pinks' also come from Malan's breeding. She employs the name of 'Utopia Vico Pink' for the pinks which she has bred, and says that 'Vico Pink' is the name generally used by other breeders.

Subsequent to the emergence of 'Vico Yellow', Smithers flowered another yellow which he called 'Vico Gold' (Fig. 22) (which is not a darker colour, as is often assumed from the name) and he directly sent Nakamura an offset of this plant in 1993. Nakamura almost lost the plant from rot at one stage and this may partly account for why it has not been used as extensively in his hybridization and has had more limited distribution to date. Although some hybrid seeds from 'Vico Gold' crosses have been available from a small number of sources to date, it is more likely that when the name "Vico Gold" occurs it is in reference to a 'Vico Yellow' hybrid (or a hybrid of a hybrid) or, on occasion, a tissue-cultured plant or even the original cultivar itself, and is thus related to 'Vico Yellow' rather than to 'Vico Gold'.

From Vico Morcote in Switzerland, 'Vico Yellow' in particular has travelled well and has earned its reputation as an outstanding cultivar which is found in various hybrids around the world. Along with 'Vico Gold' the Clivia community is much richer because of the existence of these cultivars and we are indebted to Smithers for sharing them with us.



Fig. 11 Yellow Akebono, a cross with 'Vico Yellow' x 'Vico Gold'



Fig. 12 Interspecific x 'Vico Gold'



Fig. 13 David Brundell in his nursery



Fig. 14 Brundell's 'Vico Yellow' hybrids in the garden



Fig. 15. David Brundell having just received the Peoples' Choice trophy at the 2005 annual show of the New Zealand Club



Fig. 16 'Cliviastrum'



Fig. 17 A yet-to-be-named hybrid



Fig. 18 Green-throated hybrid



Fig. 19 'In the Pink'



Fig. 20 'Utopia Vico Pink'

Notes

- 1) Thanks to David Brundell, Alick McLennan, Yoshikazu Nakamura, Shigetaka Sasaki and John van der Linde for their help with the content and the supply of photos.
- 2) Carrie Kruger.
- 3) While it was not the purpose of these notes to consider the actual gene constitution of 'Vico Yellow' itself, this issue has been brought to my attention in the process. A careful reading of Smithers (2000) and Dixon (2005) suggests that this cultivar



Fig. 21 'Utopia Vico Pink'



Fig. 22 'Vico Gold'

has both yellow and orange genes in its background. John van der Linde proposes that since Sir Peter Smithers says that 'Vico Yellow' was "recovered" from an orange-flowered Clivia it could be (Group 1/Group 2 yellow = orange) x self.

- 4) John van der Linde recalls that some seeds which Nakamura earlier sent to the former Clivia Club were labelled as "yellow x Vico Yellow". In other words, these were "Vico Yellow" hybrids.

References

Barnes, T. (2006) Clivia in New Zealand. *Clivia* 8, pp. 77–86.

Dixon, R. (2005) *Clivia* 7. pp. 78–81.

Gardenza: <http://gardenza.co.nz/?pg=122>

Marriott, H. (2006) Nakamura's contribution to Clivia breeding. *Clivia* 8, pp. 6–18.

Marriott, H. (2010) The heritage of Clivia in Asia. *Clivia* 12, pp. 66–96.

Sasaki, S. (2001) Clivia in Japan. *Clivia* 3, pp.24–29.

Smithers, Sir Peter (2000) Adventures of a gardener. *Clivia Yearbook* 2, pp. 13–14. ▼

HABITAT CLIVIA

Mariepskop, a special Clivia location

By *Andre du Toit*

There are only a few special days in everybody's life. I was privileged to experience one such a day on 27 November when I accompanied Chris Welgemoed, the well known breeder of Welgemoed peaches, my brother Neethling du Toit, his wife Erica and my wife Lovida on an excursion to Mariepskop. It was a rainy day and the mist on the mountain

was so thick that one could only see a few meters. The Clivia caulescens were in flower and created a spectacle to remember. There are literally thousands of Clivia plants and it was only possible to see a small portion of the total population. While everyone in our party were searching for a more impressive coloured flower or a broad leaf, Dr Neethling, the entomologist,



Gorillas in the mist!! Myself, Chris Welgemoed and Erica and Neethling du Toit just before our lunch on top of the mountain



Flowering caulescens all over



There were even Clivia plants high up in the trees, apparently growing on just the bark of the tree




The variety of flowers was just overwhelming



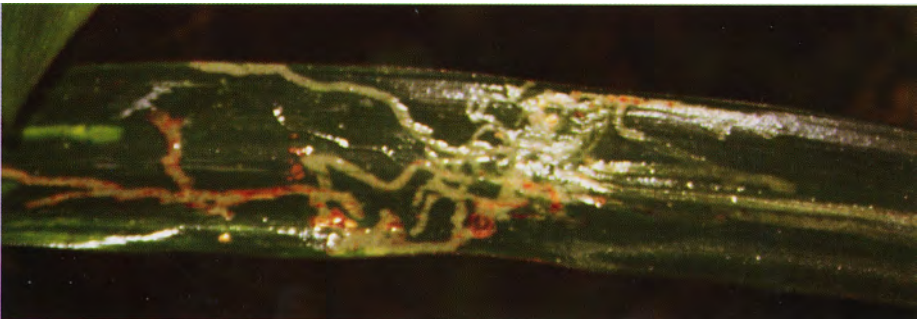
Red with green tips and a dark peduncle as photographed higher up on the mountain



And then the beautiful blush flowers



A leaf showing signs of a virus infection



The entomologist was convinced that this leaf damage was caused by a leaf miner

was studying all the pests on the plants and he made a disturbing discovery. Was it leaf miner on the one clutch of plants? He doubted whether it was the same pest that caused so much damage at some locations. One would expect much more damage.

We spent almost the whole day on the mountain and enjoyed an excellent lunch on top of the mountain next to the radar station. Later the mist cleared a bit and we were able to see the bigger picture. What was very interesting was the fact that higher up the vegetation consist of fynbos and the caulescens plants were more erect with broader leaves and darker flowers. We decided that the reason was more light and even in some instances direct sunlight. It was not only the flowers that were darker but also

the peduncles that differ as will be apparent from the pictures on the previous pages.

Something that was disturbing was signs at more than one location of plants that were chopped down. Only the stems removed and the leaves lying around. Remember it is a protected area and we had to buy permits before entering the park. I must admit that in view of the thousands of Clivia the few that were apparently taken for muti were insignificant.

We were reluctant to leave the area. For me it was a wonderful day, not only to see the Clivia and to experience the unreal atmosphere but also to tap into the knowledge of the experts and to experience the interesting conversations between Chris, Neethling and Erica about Clivia as well as the big variety of other plants. ▼

RELATED

CLIVIA AND COLD WEATHER

By Richard Austin

In the last 17 years since I became Clivia aware (1995), cold weather has attacked my Clivia 3 times (as far as I can remember), and so caused the devastation that goes with sub zero temperatures.

I live in Johannesburg (26 degrees South at about 1500m) within a few meters of the highest point of the Witwatersrand (Finch Water Tower). This means that if the wind blows we feel it. I must say that we don't have the coldest position in the area. There is a lot of truth in the old saying "Hot air rises and cold air sinks". On a cold wintery night on top of the hill it might be cold but it can get very cold down in the riverine valleys that surround us.

The winter of 2012 (June to August) has, in my opinion, been very mild. There have been only 4 or 5 cold spells where the temperature at night was forecast to be 0°C or lower. Each cold spell lasted 3 or 4 nights. -3°C was forecast only once but according to my Max-Min thermometer this was never achieved. The mercury has dropped to -2°C three times, -1°C twice, -0.5°C three times and 0°C only once. For the rest, the temperature has been above 0°C.

Forecasts, I have found, have been either accurate or miss the mark by +1 or +2°C.

The forecast of -3°C caused a flurry of activity. 10 or 15 prized plants were brought inside. My wife shook her head and had words to say. Most of the good plants were moved to positions of better safety under trees and bushes in the lee of the garden wall offering shelter from the cold South wind. Sadly many of the more ordinary Clivia and those planted in the garden had no protection at all and were left to fend for themselves.

In the morning, with frost on the lawn and Land Rover, I feared the worst. First I checked the thermometer and discovered that the Minimum temperature had been -2°C. Then I did a quick inspection of the Clivia and to my delight found that not one plant had succumbed. No ill effects at all.

And so it was throughout the Winter despite the wind, hail, light snow, sleet and rain, the cold only having the effect of causing many plants to flower earlier than expected in August. In retrospect, the exercise of moving the plants out of the wind into more sheltered

positions was a total waste of energy... This Winter!

In conclusion perhaps a few observations.

In a previous year, long ago, many of my plants survived -6°C but then many didn't. This means that not all plants succumb at the same temperature.

In Johannesburg where we have a big daily temperature differential and it is unlikely that the plant stays at -2°C for very long, this temperature seems safe for all at this time.

When the cold does come and strike your plant down and the leaves are all limp I would like to suggest that you don't spend 2 weeks looking at the devastation hoping that it will come right by itself. If you don't strip away the limp leaves they will go rotten and things will get worse. Do this sooner rather than later. Keep watering the root system and with luck the meristem will sprout and you may get 4 or 5 plants where before you only had one.

Sometimes good things happen. ▼

CLIVIA GOGGAS

PESTICIDE USAGE FOR CLIVIA PLANTS

By *Glynn Middlewick*

Is a pesticide necessary to protect your Clivia plants from diseases? Ideally there would be a balance between pests and their predators, making the need for pesticides unnecessary.

Preventing the development of pests is obviously the smart way to manage our Clivia plants. To do this we can use either a non-chemical or a chemical method or a combination of the two to control pests.

Non-chemical methods include the following:

- a) Ensure that your plants are healthy. A good soil with adequate drainage and a suitable feeding programme will ensure that the plants are in a good condition.
- b) The development of plants with a natural resistance to pests would be a good way of resisting pest problems. Do the recessive type flowers that are so popular at present, perhaps weaken the resistance of the plants to pests?
- c) Avoid the overcrowding of plants to allow good ventilation between plants and prevent the development of the moisture on the leaves.
- d) Watering of the plants should take place early in the day, giving the plants the opportunity to dry out before the evening. Warm moist conditions lend themselves to fungal and bacterial diseases.
- e) Good sanitation with regards to disposal

of diseased leaves and the cleaning of any cutting utensil to prevent spread of contamination to other plants.

- f) Keep an eye out for the start of any disease problem so that early intervention can be instituted and the damage limited.

Should the non-chemical methods not prevent the development of pests or a preventative programme of spraying is desired, which chemicals should we use?

The type of pests many growers will encounter include the following:

Insects: Amaryllis caterpillar, leaf miner, mealy bug, thrips, fungus gnat, snout beetle, mites, white fly.

Fungal problems: Colletotrichum, rust and root infections with fusarium, rhizoctonia, and *macrophoma agapanthi*.

Bacterial problems: *Erwinia carotovora*.

Viral problems: Tobacco mosaic virus, Tulip colour splitting virus.

Molluscs: Snails, slugs.

Identification of your pest is the first step in managing the problem.

Virally infected plants should be disposed of.

Bacterial infections with *Erwinia* are best managed by cleaning out the rotten tissue and keeping the plant dry. Treatment with copper based compounds like copper oxychloride may be used.

The Clivia enthusiast likes a perfect leaf without any sign of pest infestation so a chemical prophylaxis as well as a non-chemical management may be necessary.

Before discussing a spray programme mention needs to be made of disease resistance to pesticides. This can be defined as a decreased susceptibility of a disease or insect to that chemical.

Resistance to a chemical occurs because of natural selection. The surviving insects pass on their resistant genes to their offspring.

Factors affecting development of resistance to pesticides include:

- a) Pests reproduce in large numbers and thus the chance of developing a natural mutation is good and a rapid development of resistant organisms results.
- b) Predators are fewer in number and their chances of developing a resistance to the chemicals sprayed is smaller.
- c) Predators are bred by laboratories and these can be released to control pests.
- d) Shade houses that limit the movement of pests, aggravate the chances of resistance development.
- e) The usage of one pesticide until a resistance develops, then starting a second pesticide and using that until a resistance develops, results in multiple drug resistant pests.

Prevention of pesticide resistance can be achieved by using certain precautions. These include:

- a) Avoid unnecessary pesticide application;
- b) The dosage of the pesticide should be correct and not underdosed to allow resistance to develop;
- c) Use the non-chemical methods of pest prevention; and
- d) If chemicals are to be used then insecticides or fungicides of different classes or modes of action must be alternated or mixed to prevent resistance developing.

Which spray programme is best? The pesticide industry is huge with the agricultural sector very important for the economy, so there is a limitless range of products available. The range of pesticides is restricted if purchased from a

local nursery.

A biological control of Lepidoptera larvae (amaryllis caterpillar) can be achieved by the *Bacillus thuringiensis* var *kurstaki*. Vectobac and the Margaret Roberts worm control product have this bacillus. Fungus gnat larvae may be controlled by *Bacillus thuringiensis* var *israelensis*. The larva of the leaf miner fly may be controlled with the usage of a natural bacterial toxin spinosad. The trade name of this product is Tracer.

The classes and modes of action of the insecticides and fungicides are numerous and the names are not that easy to remember.

A suggestion for a spray programme to prevent pests in Clivia would be based on the following;

- 1) An insecticide;
- 2) A fungicide;
- 3) A foliar feeding item; and
- 4) A wetter/sticker to ensure the effectiveness of the spray.

Before using the combination of products, ensure that they are compatible in the mixture. The interval between sprays depends on the products used.

In South Africa certain pesticides are available in quantities of one or five litres and are much less expensive than the same active ingredient in the Nursery. Based on this information, a suggestion for the products that can be used follows. The insecticides are from different groups as are the fungicides. There are obviously many other suitable alternatives that may be used. The suggestion that follows is to simplify the choice by listing a limited number of products that are available in larger less expensive quantities.

Suggestion of products:

Insecticides – alternate any two products –
nicotinoid / pyrethroid / organophosphate

Examples of a nicotinoid (a systemic action):
imidacloprid – trade names include Confidor,
Kohinor, Bandit

Examples of pyrethroid (a contact insecticide):
cipermethrin, bifenthrin – trade names include
Ripcord, Seizer

Examples of organophosphate: dimethoate,
acephate – trade names include Aphicide,

Orthene.

Fungicides – alternate the products – different modes of action:

Chlorothalonil (a contact fungicide): trade names include Bravo, Odeon

Prochloraz (a locally systemic fungicide): trade names include Octave

Wetter/Sticker – G49 a wetter, Latron B a wetter and sticker

Foliar feed of your choice. ▼

CLIVIA CLUBS & INTEREST GROUPS

WELL DONE! MELBOURNE

By Alick McLeman

Saturday 22 September 2012 dawned mild and fair and I was fortunate to be in Melbourne for their 2nd annual CLIVIA EXPO. The Clivia on display were dazzling.

Like the clubs in Auckland and Toowoomba, the Melbourne Clivia Group have opted for the non-competitive exhibition of their plants in order to encourage individuality and diversity, in contrast to the South African model where plants vie with one – another in competitive array.

Visitors were greeted by a collection of stalls selling a good variety of Clivia at tables outside the exhibition hall and in a gazebo-style club sales tent. Business was brisk for most of the day.

Entering the exhibition hall one came face to face with a "Clivia mountain", a kaleidoscope of colour and form which encourage exploration. Exhibition Clivia were arranged with no specific grouping in a four tier pyramid running centrally the length of the hall. There were so many outstanding plants amongst the hundreds on display that it would be unfair

to isolate individual growers. Suffice to say that many of the plants would have been show-stoppers anywhere in the world. Informative display cards conveyed data on the ownership, breeding and background of each plant. A walk around the "mountain" took quite some time as it was with some reluctance that visitors passed on from one desirable plant to another, but always accompanied by many "oohs" and "ahs" as they came upon another delightful surprise. A small criticism would be that the high tiering prevented one from getting up close and personal with some of the high-up plants.

The exhibition was very user friendly. A left turn at the entrance way brought visitors to the Information Desk ably manned by Lisa Fox, Di Mathews and other club members. Around the corner was a demonstration table manned by Helen Marriott and her helpers, who not only explained things like pollination and seed germination, but took visitors on guided tours of the plants on display. Then on to floral art and displays of individual flowers, and then a







display of photos and plants of 'other' species. And not to be overlooked was the catering department of Haydn Lomas and his team of able volunteers who supplied refreshing tea, coffee and sandwiches to visitors and helpers alike, all very attractively presented. It really all made us visitors welcome.

Finally, there was an outstanding display of oriental plants by club member, Eddie Pang, who has travelled extensively in China and

the Far East and has acquired a great deal of knowledge of their plants. Eddie exhibited a representative selection of Clivia of Chinese breeding and a number of outstanding Japanese clones, and was on hand to tell people about them. I would say that this was the finest exhibition of these plants ever outside of China itself. A real feather in the Melbourne cap.

Well done! Melbourne. And thanks for a great day. ▼

CLIVIA SHOWS

OVERBERG CLIVIA SHOW - 2012

By Felicity Weeden

The Clivia Show held in Hermanus on the 28th and 29th of September was, as usual, a fun event. Although the season was so confused this year, there was a good supply of quality plants on display, even though it was so late in the month.

We were also fortunate in that two of the Cape Clivia Club members benched plants with us, and also won some awards. A number of Cape members made the effort to drive to Hermanus to view the Show and the general consensus was that we had more interesting plants than the Cape Show!

Our Show Chair Person, Caroline Phipps did her usual Stirling job organizing and planning and her friend Malcolm Pemberton made a near life size topiary Whale Tail which was covered with hessian and placed outside the Hall advertising the show.

Another innovation was a large poster centering


on Yoshikazu Nakamura and his contribution to the hybridizing of Clivia. The story being surrounded by photos of some of his superb Clivia hybrids. This was an interesting and attractive feature at the show.

This year at the Cape we had a fun Photographic Competition and some of the photos were also posted at the Overberg Show, adding colour and interest to the show.

As usual we had a Peoples Choice competition which was very well supported and for a change Peoples Choice was also Best on Show!

Despite the small number of members and exhibitors we were able to bench about 115 plants from 10 entrants, which made a good display and the lower exhibition tables showed the plants off to good effect.

Thanks go to all those who helped tirelessly to make the show a success and an effort to be proud of. Thanks to all of you. ▼



CAPE CLIVIA CLUB SHOW - 2012

By Felicity Weeden

Once more the Cape Clivia Club staged a successful show. Interesting and beautiful plants in a wide range of beautiful colours and unusual and different forms were on display.

The winners were:

Best On Show – Piet Theron of George with a most lovely pale pink/peach, which also won "Best Peach".

1st Runner Up – Felicity Weeden with an enormous flowered orange.

2nd Runner Up – Lorraine and Gideon van Zyl with a stunning bronze multipetal.

Best Own Breeding – Felicity Weeden with a fine beige/pastel which included Appleblossom breeding.

Best Single Floret – Felicity Weeden with a bronze flower of Belgian origin.

Despite the difficult climatic conditions preceding the show, some very fine plants were benched, including good items in the "Own Breeding" category. Unusual items such as a versicolour with green on the inside and soft brick on the reverse; a plant with Appleblossom breeding that sent up single buds on the most amazingly long pedicels, but no umbel; a very compact interspecific in a deep bronze shade and others more difficult to describe.

People who deserve particular thanks would describe Pieter and Aletta van der Merwe. Their input over days and weeks is amazing. If anything is needed or short, Aletta or Pieter always find a way to fill the gap!

I think a huge vote of thanks is due to this quiet and efficient husband and wife team. Thank you Aletta and Pieter!

Mickey Hocter and his team of judges is not to be overlooked. This onerous task is undertaken by Mickey and his judges and learner judges with a minimum of fuss. Judging is always a difficult job as people tend to be critical and judgemental, without necessarily understanding all the points that need to be considered.

However, it should be known that the Cape judges as a team, and although one judge may be chosen to nominate in a certain class, the decision is made by group consensus, which is a very fair way to go.

Another couple who deserve mention are Lorraine and Gideon Van Zyl who are responsible for setting up the hall and the display with all the myriad attendant details. Gideon also exhibits a good number of top quality plants as well as manning a sales table.

Dave Garriock and Clayton Jonkers are also heavily involved in all the Show details and a



generous vote of thanks goes to them as well. Clayton's young son recently underwent surgery which also added to his burden. We wish Luke a speedy and successful recovery. Claude Felbert as usual did his Stirling photography of all the show winners, and Steve efficiently handled the security.

A newcomer to the Show activities this year was Christine Baister who proved her worth over and over by stepping in at the last moment and taking over the raffle, organizing the rosters and posters and generally helping out where there was a gap. Great stuff Christine and welcome aboard!

A photograph competition was held, which was more of a fun thing, but turned out to be very

popular, and Peoples Choice was also extremely well supported and John van der Linde won with his beautiful white and pink Appleblossom cross. For the first time we had a Single Floret class that was also very attractive and well supported.

Interesting to note that two members from the Overberg Interest Group walked away with a total of 39 awards!! Well done Overberg!!

So another Show has come and gone. Maybe weather conditions next year will be perfect and an even more spectacular show can be mounted. We can only wait and see. In the meantime, thanks to everyone who was involved in putting this successful show together, exhibitors, visitors and workers alike. ▼




PHOTOGRAPHER: CARRIE KRUGER

PHOTOGRAPHER ROGER FISHER



Mr Harold Seale Methodist Village Somerset West



PHOTOGRAPHER JOUBERT VAN WYK

Visit to Hilton Atherstone

CLIVI-ARTA HELEN SANDERS



REPRESENTATIVES OF CLIVIA ENTHUSIASTS

▼ Netherlands	Aart van Voorst: Tel: +31 252529679; e-mail: a.vanvoorst@snelnet.net
▼ United Kingdom	Sakkie Nel: Tel: +27 12 361 6415, e-mail: corgas@vodamail.co.za
▼ USA & CANADA	William McClelland: Tel: 1 805 484 14 84 10 48, e-mail: william_mcclelland@yahoo.com

OTHER OVERSEAS CONTACT PERSONS FOR MEMBERSHIP APPLICATION

▼ Australia	Ken Smith: Tel: +61 247543287; e-mail: cliviasmith@idx.com.au
▼ USA & CANADA	William McClelland: Tel: 1 805 484 1484; e-mail: william_g_mcclelland@yahoo.com

CONTACT DETAILS FOR CLIVIA CLUBS AND INTEREST GROUPS

▼ Border Interest Group Interest Group	Glenn Miles: Tel: +27714217182; Fax: 086 6577 892 (RSA only); e-mail: gmliles@live.co.za
▼ Bosveld Interest Group	Willem Nel: + 27 82 879 8305 or Madeleine: +27 82 899 1287; e-mail: wmnels@mweb.co.za
▼ Cape Clivia Club	Joy Woodward: Cell: +27 72 487 7933; e-mail: capeclivia@ibox.co.za
▼ Eastern Province Clivia Club	Andre Fourie: Cell: +27 83 386 6803; e-mail: andre.fourie@eveready.co.za
▼ Free State Clivia Club	Marius Swart: +27 51 436 6778 +27 83 274 6482; e-mail: mjswart@kfc.bfmcc.co.za
▼ Garden Route Clivia Club	Ida Esterhuizen: Tel: +27 44 871 2214; e-mail: kobusel2telkoMsa.net
▼ Highway (Durban area) Interest Group	Mike Callaghan: Cell: +27 83 651 0937; e-mail: callaghanMike@yMail.com
▼ Joburg Clivia Club	Glynn Middlewick: Tel: +27 11 476 1463; e-mail: gcMidd@Mweb.co.za
▼ KwaZulu-Natal Clivia Club	John HandMan: +27 33 330 5261; +27 83 660 1275; e-mail: littlefalls@mweb.co.za
▼ Lowveld Clivia Club	Maria Grove: Tel: +27 83 475 1176; Fax: +27 86 531 8724 (RSA only), e-mail: eddie@coolverkoeling.co.za
▼ New Zealand Clivia Club	Alick McLennan: Tel: 64 9 5213 062; e-mail: divia@xtra.co.nz
▼ Vryheid Interest Group	Jasper Jonker: Cell: 084 050 4337
▼ Northern Clivia Club	Marlene Topham: Tel: + 27 12 542 3693; e-mail: marleneto@telkomsa.net
▼ Northern Free State Clivia Club	Rachel Maree; (Secretary); Tel: 057 357 6048; Cell: +27 83 257 4801; e-mail: dewmar@mweb.co.za
▼ NKZ-N (Newcastle) Interest Group	Lieb Swiegers: Cell: +27 83 293 5268
▼ Overberg Clivia Interest Group	Felicity Weeden: Tel: +27 84 5898 297; e-mail: fillylilly@telkomsa.net

The Clivia Society: Management details

www.cliviasociety.org

MANAGEMENT COMMITTEE: 2012/2013

	Christo Topham: Mobile: +27 82497 5879 e-mail: marleneto@telkomsa.net
Secretary:	Lena van der Merwe: PO Box 74868, Lynnwood Ridge, 0040 Tel & Fax: +27 12 804 8892, e-mail: cliviasoc@mweb.co.za
Vice-Chairman:	Francois van Rooyen: Mobile: +27 76 487 0300; e-mail: thegem@gom.co .
Treasurer:	Sakkie Nel: Tel: +27 12 361 6415, e-mail: corgas@vodamail.co.za
Member:	Paul Kloeck: Mobile: +27 13 758 1443, e-mail: paul@cliviakindom.com

INTERNATIONAL CONTACT PERSONS

Australia:	Ken Smith: 593 Hawkesbury Rd., Winmalee. NSW 2777. Tel: +61 24 754 3287, e-mail: cliviasmith@idx.com.au
New Zealand:	Tony Barnes (Representative): e-mail: tony.john@xtra.co.nz Alick McLeman: (Correspondence) e-mail: clivia@xtra.co.nz
United Kingdom:	Sakkie Nel: Tel: +27 12 361 6415, e-mail: corgas@vodamail.co.za
Europe:	Aart van Voorst: Tel: +031 25 252 9679, Frederik Hendriklaan 49, HillegomTE 2181, Netherlands, e-mail: a.vanvoorst@snelnet.net
USA & Canada:	William McClelland (Correspondence): Bolin Ave., Camarillo, Ca93010-4708, USA, Tel: 1 805 484 1484 1048, e-mail: william_mcclelland@yahoo.com

PORTFOLIOS

Newsletter Editor:	Joubert van Wyk: Mobile: +27 83 307 7707 e-mail: myclivia@iafrica.com
Yearbook Editor:	Roger Fisher: Mobile: +27 83 602 7736 & Roger Dixon: Mobile: +27 824575174 e-mail: alchemy@global.co.za or dixonr@saps.org.za
Public Relations Officer:	Sakkie Nel: Tel: +27 12 361 6415 e-mail: corgas@vodamail.co.za
Standards and Judging:	Koos Geldenhuys: Mobile: +27 83 442 4487 e-mail: koos@cliviabreeders.co.za
Registrar for named Clivia cultivars:	Ken Smith: Tel: +61 24 754 3287 e-mail: cliviasmith@idx.com.au
Research:	Prof. Johan Spies: e-mail: SpiesJJ@ufs.ac.za Mobile: +27 83 652 6130, P O Box 17195, Bainsvlei, 9338 RSA
Webmaster:	Gideon Scheepers: e-mail: admin@gtsdesigns.co.za

CLIVIA CLUBS

Cape, Eastern Province, Free State, Garden Route, Joburg, KwaZulu-Natal, Lowveld,
New Zealand, Northern and Northern Free State

INTEREST GROUPS

Border, Bosveld, NKZ-N (Newcastle), Overberg, Flighway (Durban area) and Vryheid



Helen Marriott's 'Tiffany', a Nakamura 'Vico Yellow' hybrid