

Cristalino Lodge, RPPN Cristalino, Alta Floresta, Mato Grosso, BRAZIL

Volume 1: FUNGI of Reserva Particular do Patrimônio Natural do Cristalino

D. Jean Lodge & Susanne Sourell

The RPPN Cristalino protects an evergreen ombrophilous forest in the southern Amazon Basin. The vegetation includes terra firme forest, seasonally flooded forest and, on granitic outcrops, patches of seasonally dry forest. The largest area is covered by nutrient-poor oxisols with high contents of clay, gleysols can be found near rivers. Photos by S. Sourell, except where indicated. Produced by: Susanne Sourell with support from Cristalino Lodge, Vitória da Riva Carvalho, Dr. Rainer Radtke, Baden-Württembergisches Brasilien-Zentrum der Universität Tübingen and The Field Museum, Chicago, USA. This guide required the contribution of many experts in Neotropical fungi, details on page 39. D. Jean Lodge [dlodge@fs.fed.us], US Forest Service, Center for Forest Mycology Research – Forest Products Laboratory © Susanne Sourell [susanne.sourell@yahoo.com] Germany. [fieldguides.fieldmuseum.org] [719] version 3 10/2016



1 *Acanthomyces* sp.
ASCOMYCOTA



2 *Camillea leprieurii*
© Michael Koltzenburg



3 *Cookeina speciosa*



4 *Cookeina speciosa*



5 *Cookeina tricholoma*



6 *Cookeina tricholoma*



7 *Cookeina tricholoma*
group



8 *Cordyceps acridophila*
on *Tropidacris collaris*



9 *Cordyceps acridophila*



10 *Cordyceps cylindrica*
on trapdoor spider



11 *Cordyceps locustiphila*
on *Colpolopha* sp.



12 *Cordyceps takaomontana*
on noctuidae pupa



13 *Cordyceps*
takaomontana



14 *Cordyceps tuberculata*
© Michael Koltzenburg



15 *Daldinia*
cf. *eschscholzii*



16 *Encoelia heteromera*




17 *Entonaema liquescens*



18 *Entonaema liquescens*



19 *Entonaema pallida*



20 *Entonaema pallida*

Volume 1: FUNGI of Reserva Particular do Patrimônio Natural do Cristalino

D. Jean Lodge & Susanne Sourell

The RPPN Cristalino protects an evergreen ombrophilous forest in the southern Amazon Basin. The vegetation includes terra firme forest, seasonally flooded forest and, on granitic outcrops, patches of seasonally dry forest. The largest area is covered by nutrient-poor oxisols with high contents of clay, gleysols can be found near rivers. Photos by S. Sourell, except where indicated. Produced by: Susanne Sourell with support from Cristalino Lodge, Vitória da Riva Carvalho, Dr. Rainer Radtke, Baden-Württembergisches Brasilien-Zentrum der Universität Tübingen and The Field Museum, Chicago, USA. This guide required the contribution of many experts in Neotropical fungi, details on page 39. D. Jean Lodge [dlodge@fs.fed.us], US Forest Service, Center for Forest Mycology Research – Forest Products Laboratory © Susanne Sourell [susanne.sourell@yahoo.com] Germany. [fieldguides.fieldmuseum.org] [719] version 3 10/2016



21 *Gibellula* sp.
© Michael Koltzenburg



22 *Hyperdermium bertonii*
© Michael Koltzenburg



23 *Hyperdermium bertonii*
© Alexandra Ickes



24 *Hypocrella* sp.



25 *Isaria* sp. conidial stage
Cordyceps takaomontana



26 *Isaria* sp. conidial stage
Cordyceps takaomontana



27 *Kretzschmaria clavus*



28 *Kretzschmaria clavus*



29 *Kretzschmaria cetrarioides*



30 *Leprieuria bacillum*
© Alexandra Ickes



31 *Microglossum* sp.



32 *Moelleriella* sp.



33 *Moelleriella* sp.



34 *Ophiocordyceps amazonica* © M. Koltzenburg



35 *Ophiocordyceps australis*



36 *Ophiocordyceps curculationum* (*Hymenostilbe*)



37 *Ophiocordyceps* sp. 1
© Rich C. Hoyer



38 *Ophiocordyceps melolonthae*



39 *Ophiocordyceps* sp. 2
on lepidoptera larva



40 *Phillipsia domingensis*

Volume 1: FUNGI of Reserva Particular do Patrimônio Natural do Cristalino

D. Jean Lodge & Susanne Sourell

The RPPN Cristalino protects an evergreen ombrophilous forest in the southern Amazon Basin. The vegetation includes terra firme forest, seasonally flooded forest and, on granitic outcrops, patches of seasonally dry forest. The largest area is covered by nutrient-poor oxisols with high contents of clay, gleysols can be found near rivers. Photos by S. Sourell, except where indicated. Produced by: Susanne Sourell with support from Cristalino Lodge, Vitória da Riva Carvalho, Dr. Rainer Radtke, Baden-Württembergisches Brasilien-Zentrum der Universität Tübingen and The Field Museum, Chicago, USA. This guide required the contribution of many experts in Neotropical fungi, details on page 39. D. Jean Lodge [dlodge@fs.fed.us], US Forest Service, Center for Forest Mycology Research – Forest Products Laboratory © Susanne Sourell [susanne.sourell@yahoo.com] Germany. [fieldguides.fieldmuseum.org] [719] version 3 10/2016



41 *Phillipsia domingensis*



42 *Phillipsia lutea*



43 *Phylacia poculiformis*



44 *Phylacia poculiformis*



45 *Phylacia poculiformis*



46 *Podosordaria* sp.



47 *Podosordaria* sp.



48 *Thamnomycetes dendroidea* © Brigitte Fiebig



49 *Xylaria comosa* group



50 *Xylaria comosoides*



51 *Xylaria comosoides*



52 *Xylaria cubensis*



53 *Xylaria cubensis*



54 *Xylaria globosa*



55 *Xylaria globosa*



56 *Xylaria ianthinovelutina*



57 *Xylaria moelleroclavus*



58 *Xylaria moelleroclavus*



59 *Xylaria multiplex*



60 *Xylaria telfairii*

Volume 1: FUNGI of Reserva Particular do Patrimônio Natural do Cristalino

D. Jean Lodge & Susanne Sourell

The RPPN Cristalino protects an evergreen ombrophilous forest in the southern Amazon Basin. The vegetation includes terra firme forest, seasonally flooded forest and, on granitic outcrops, patches of seasonally dry forest. The largest area is covered by nutrient-poor oxisols with high contents of clay, gleysols can be found near rivers. Photos by S. Sourell, except where indicated. Produced by: Susanne Sourell with support from Cristalino Lodge, Vitória da Riva Carvalho, Dr. Rainer Radtke, Baden-Württembergisches Brasilien-Zentrum der Universität Tübingen and The Field Museum, Chicago, USA. This guide required the contribution of many experts in Neotropical fungi, details on page 39. D. Jean Lodge [dlodge@fs.fed.us], US Forest Service, Center for Forest Mycology Research – Forest Products Laboratory © Susanne Sourell [susanne.sourell@yahoo.com] Germany. [fieldguides.fieldmuseum.org] [719] version 3 10/2016



61 *Xylaria telfairii*



62 *Xylaria* sp. 1



63 *Xylaria* sp. 2



64 *Xylaria* sp. 2



65 *Xylaria* sp. 3



66 *Xylaria* sp. 4



67 *Xylaria* sp. 5



68 *Xylaria* sp. 6



69 *Xylaria* sp. 7



70 *Xylocoremium flabelliforme*
stage *Xylaria cubensis*



71 AGARICALES
BASIDIOMYCOTA



71 *Agaricus* cf.
+72 *ochraceosquamulosus*



73 *Agaricus* sp. 1



74 *Agaricus* sp. 1




75 *Agaricus* sp. 2



76 *Agaricus* sp. 2




77 *Agaricus* sp. 3
© Jonas Benner



78 *Agaricus* sp. 3
© Jonas Benner



79 *Agaricus* sp. 4



80 *Agaricus* sp. 4

Volume 1: FUNGI of Reserva Particular do Patrimônio Natural do Cristalino

D. Jean Lodge & Susanne Sourell

The RPPN Cristalino protects an evergreen ombrophilous forest in the southern Amazon Basin. The vegetation includes terra firme forest, seasonally flooded forest and, on granitic outcrops, patches of seasonally dry forest. The largest area is covered by nutrient-poor oxisols with high contents of clay, gleysols can be found near rivers. Photos by S. Sourell, except where indicated. Produced by: Susanne Sourell with support from Cristalino Lodge, Vitória da Riva Carvalho, Dr. Rainer Radtke, Baden-Württembergisches Brasilien-Zentrum der Universität Tübingen and The Field Museum, Chicago, USA. This guide required the contribution of many experts in Neotropical fungi, details on page 39. D. Jean Lodge [dlodge@fs.fed.us], US Forest Service, Center for Forest Mycology Research – Forest Products Laboratory © Susanne Sourell [susanne.sourell@yahoo.com] Germany. [fieldguides.fieldmuseum.org] [719] version 3 10/2016



81 *Agaricus* sp. 5



82 *Agaricus* sp. 5



83 *Agaricus* sp. 5



84 *Agaricus* sp. 6



85 *Agaricus* sp. 6



86 *Agaricus* sp. 7



87 *Agaricus* sp. 7



88 *Alboleptonia* sp. 1



89 *Alboleptonia* sp. 1



90 *Alboleptonia* sp. 2



91 *Alboleptonia* sp. 2



92 *Amanita* sp. 1



93 *Amanita* sp. 1



94 *Amanita* sp. 2



95 *Amanita* sp. 2



96 *Amanita* sp. 3
© Alexandra Ickes



97 *Amanita* sp. 3
© Alexandra Ickes



98 *Bolbitius* sp.



99 *Bolbitius* sp.



100 *Callistosporium*
aff. *terrigenum*

Volume 1: FUNGI of Reserva Particular do Patrimônio Natural do Cristalino

D. Jean Lodge & Susanne Sourell

The RPPN Cristalino protects an evergreen ombrophilous forest in the southern Amazon Basin. The vegetation includes terra firme forest, seasonally flooded forest and, on granitic outcrops, patches of seasonally dry forest. The largest area is covered by nutrient-poor oxisols with high contents of clay, gleysols can be found near rivers. Photos by S. Sourell, except where indicated. Produced by: Susanne Sourell with support from Cristalino Lodge, Vitória da Riva Carvalho, Dr. Rainer Radtke, Baden-Württembergisches Brasilien-Zentrum der Universität Tübingen and The Field Museum, Chicago, USA. This guide required the contribution of many experts in Neotropical fungi, details on page 39. D. Jean Lodge [dlodge@fs.fed.us], US Forest Service, Center for Forest Mycology Research – Forest Products Laboratory © Susanne Sourell [susanne.sourell@yahoo.com] Germany. [fieldguides.fieldmuseum.org] [719] version 3 10/2016



101 *Callistosporium* aff. *terrigenum*



102 *Calocybe* sp.



103 *Calocybe* sp.



104 *Campanella* sp. 1



105 *Campanella* sp. 1



106 *Campanella* sp. 2



107 *Campanella* sp. 2



108 *Campanella* sp. 3



109 *Campanella* sp. 3



110 *Campanella* sp. 4



111 *Campanella* sp. 4



112 *Collybia aurea*



113 *Collybia aurea*



114 *Coprinellus disseminatus* group



115 *Coprinellus disseminatus* group



116 *Coprinellus* sp. 1



117 *Coprinellus* sp. 1



118 *Coprinellus* sp. 2



119 *Coprinellus* sp. 2



120 *Coprinopsis mexicana*

Volume 1: FUNGI of Reserva Particular do Patrimônio Natural do Cristalino

D. Jean Lodge & Susanne Sourell

The RPPN Cristalino protects an evergreen ombrophilous forest in the southern Amazon Basin. The vegetation includes terra firme forest, seasonally flooded forest and, on granitic outcrops, patches of seasonally dry forest. The largest area is covered by nutrient-poor oxisols with high contents of clay, gleysols can be found near rivers. Photos by S. Sourell, except where indicated. Produced by: Susanne Sourell with support from Cristalino Lodge, Vitória da Riva Carvalho, Dr. Rainer Radtke, Baden-Württembergisches Brasilien-Zentrum der Universität Tübingen and The Field Museum, Chicago, USA. This guide required the contribution of many experts in Neotropical fungi, details on page 39. D. Jean Lodge [dlodge@fs.fed.us], US Forest Service, Center for Forest Mycology Research – Forest Products Laboratory © Susanne Sourell [susanne.sourell@yahoo.com] Germany. [fieldguides.fieldmuseum.org] [719] version 3 10/2016



120 *Coprinopsis mexicana*



122 *Coprinopsis* sp. 1



123 *Coprinopsis* sp. 2



124 *Coprinus* cf. *xerophilus*



125 *Coprinus* cf. *xerophilus*



126 *Crinipellis* sp. 1



127 *Crinipellis* sp. 1



128 *Cuphophyllus* cf. *Camarophyllus panamensis*



129 *Cuphophyllus* cf. *Camarophyllus panamensis*



130 *Cystoderma* sp.



131 *Cystoderma* sp.



132 *Cystolepiota luteohemisphaerica*



133 *Cystolepiota luteohemisphaerica*



134 *Deconica* sp.



135 *Deconica* sp.



136 '*Dictyoploca* *rhyssophylla*



137 '*Dictyoploca* *rhyssophylla*



138 *Entoloma* cf. *alboconicum*



139 *Entoloma* cf. *alboconicum*



140 *Entoloma dragonosporum*

Volume 1: FUNGI of Reserva Particular do Patrimônio Natural do Cristalino

D. Jean Lodge & Susanne Sourell

The RPPN Cristalino protects an evergreen ombrophilous forest in the southern Amazon Basin. The vegetation includes terra firme forest, seasonally flooded forest and, on granitic outcrops, patches of seasonally dry forest. The largest area is covered by nutrient-poor oxisols with high contents of clay, gleysols can be found near rivers. Photos by S. Sourell, except where indicated. Produced by: Susanne Sourell with support from Cristalino Lodge, Vitória da Riva Carvalho, Dr. Rainer Radtke, Baden-Württembergisches Brasilien-Zentrum der Universität Tübingen and The Field Museum, Chicago, USA. This guide required the contribution of many experts in Neotropical fungi, details on page 39. D. Jean Lodge [dlodge@fs.fed.us], US Forest Service, Center for Forest Mycology Research – Forest Products Laboratory © Susanne Sourell [susanne.sourell@yahoo.com] Germany. [fieldguides.fieldmuseum.org] [719] version 3 10/2016



141 *Entoloma dragonosporum*



142 *Entoloma* aff. *lycopersicum*



143 *Entoloma* aff. *lycopersicum*



144 *Entoloma* sp.



145 *Entoloma* sp.



146 *Entoloma* subgenus *Inocephalus* sp. 1



147 *Entoloma* subgenus *Inocephalus* sp. 1



148 *Entoloma* subgenus *Inocephalus* sp. 2



149 *Entoloma* subgenus *Inocephalus* sp. 2



150 *Entoloma* subgenus *Inocephalus* sp. 3



151 *Entoloma* subgenus *Inocephalus* sp. 3



152 *Entoloma* subgenus *Inocephalus* sp. 4



153 *Entoloma* subgenus *Inocephalus* sp. 4



154 *Entoloma* subgenus *Inocephalus* sp. 5



155 *Entoloma* subgenus *Inocephalus* sp. 5



156 *Entoloma* subgenus *Inocephalus* sp. 6



157 *Entoloma* subgenus *Inocephalus* sp. 6



158 *Entoloma* subgenus *Leptonia* sp. 1



159 *Entoloma* subgenus *Leptonia* sp. 1



160 *Entoloma* subgenus *Leptonia* sp. 2

Volume 1: FUNGI of Reserva Particular do Patrimônio Natural do Cristalino

D. Jean Lodge & Susanne Sourell

The RPPN Cristalino protects an evergreen ombrophilous forest in the southern Amazon Basin. The vegetation includes terra firme forest, seasonally flooded forest and, on granitic outcrops, patches of seasonally dry forest. The largest area is covered by nutrient-poor oxisols with high contents of clay, gleysols can be found near rivers. Photos by S. Sourell, except where indicated. Produced by: Susanne Sourell with support from Cristalino Lodge, Vitória da Riva Carvalho, Dr. Rainer Radtke, Baden-Württembergisches Brasilien-Zentrum der Universität Tübingen and The Field Museum, Chicago, USA. This guide required the contribution of many experts in Neotropical fungi, details on page 39. D. Jean Lodge [dlodge@fs.fed.us], US Forest Service, Center for Forest Mycology Research – Forest Products Laboratory © Susanne Sourell [susanne.sourell@yahoo.com] Germany. [fieldguides.fieldmuseum.org] [719] version 3 10/2016



161 *Entoloma* subgenus *Leptonia* sp. 2




162 *Entoloma* subgenus *Leptonia* sp. 3



163 *Entoloma* subgenus *Leptonia* sp. 3



164 *Favolaschia* cf. *cinnabarina*



165 *Favolaschia* cf. *cinnabarina*



166 *Favolaschia* sp. 1



167 *Favolaschia* sp. 1



168 *Favolaschia* sp. 2



169 *Favolaschia* sp. 2



170 *Favolaschia* sp. 3



171 *Favolaschia* sp. 3




172 *Favolaschia* sp. 4



173 *Favolaschia* sp. 4



174 *Favolaschia* sp. 5



175 *Favolaschia* sp. 5



176 *Filoboletus gracilis*



177 *Filoboletus gracilis*



178 *Gerronema bryoetodon*



179 *Gerronema bryoetodon*



180 *Gerronema bryoetodon*

Volume 1: FUNGI of Reserva Particular do Patrimônio Natural do Cristalino

D. Jean Lodge & Susanne Sourell

The RPPN Cristalino protects an evergreen ombrophilous forest in the southern Amazon Basin. The vegetation includes terra firme forest, seasonally flooded forest and, on granitic outcrops, patches of seasonally dry forest. The largest area is covered by nutrient-poor oxisols with high contents of clay, gleysols can be found near rivers. Photos by S. Sourell, except where indicated. Produced by: Susanne Sourell with support from Cristalino Lodge, Vitória da Riva Carvalho, Dr. Rainer Radtke, Baden-Württembergisches Brasilien-Zentrum der Universität Tübingen and The Field Museum, Chicago, USA. This guide required the contribution of many experts in Neotropical fungi, details on page 39. D. Jean Lodge [dlodge@fs.fed.us], US Forest Service, Center for Forest Mycology Research – Forest Products Laboratory © Susanne Sourell [susanne.sourell@yahoo.com] Germany. [fieldguides.fieldmuseum.org] [719] version 3 10/2016



181 *Gerronema* cf. *cyathiforme*



182 *Gerronema* cf. *cyathiforme*



183 *Gerronema* sp. 1



184 *Gerronema* sp. 1



185 *Gerronema* sp. 2



186 *Gerronema* sp. 2



187 *Gymnopilus* *chrysopellus*



188 *Gymnopilus* *chrysopellus*



189 *Gymnopilus* sp. 1



190 *Gymnopilus* sp. 1



191 *Gymnopilus* sp. 2



192 *Gymnopilus* sp. 2



193 *Gymnopilus* cf. *collybioides*



194 *Gymnopilus* cf. *collybioides*



195 *Gymnopilus confluens* group © Michael Koltzenburg



196 *Gymnopilus confluens* group © Michael Koltzenburg



197 *Gymnopilus luxurians* var. *copeyi*



198 *Gymnopilus luxurians* var. *copeyi*



199 *Gymnopilus* aff. *neotropicus*



200 *Gymnopilus* aff. *neotropicus*

Volume 1: FUNGI of Reserva Particular do Patrimônio Natural do Cristalino

D. Jean Lodge & Susanne Sourell

The RPPN Cristalino protects an evergreen ombrophilous forest in the southern Amazon Basin. The vegetation includes terra firme forest, seasonally flooded forest and, on granitic outcrops, patches of seasonally dry forest. The largest area is covered by nutrient-poor oxisols with high contents of clay, gleysols can be found near rivers. Photos by S. Sourell, except where indicated. Produced by: Susanne Sourell with support from Cristalino Lodge, Vitória da Riva Carvalho, Dr. Rainer Radtke, Baden-Württembergisches Brasilien-Zentrum der Universität Tübingen and The Field Museum, Chicago, USA. This guide required the contribution of many experts in Neotropical fungi, details on page 39. D. Jean Lodge [dlodge@fs.fed.us], US Forest Service, Center for Forest Mycology Research – Forest Products Laboratory © Susanne Sourell [susanne.sourell@yahoo.com] Germany. [fieldguides.fieldmuseum.org] [719] version 3 10/2016



201 *Gymnopus omphalodes*



202 *Gymnopus omphalodes*



203 *Gymnopus* cf. *subpruinosis*



204 *Gymnopus* cf. *subpruinosis*



205 *Gymnopus* sect. *Androsacei*



206 *Gymnopus* sect. *Androsacei*



207 *Gymnopus* sp. 1



208 *Gymnopus* sp. 1



209 *Hydropus brunneoumbonatus*



210 *Hydropus brunneoumbonatus*



211 *Hydropus cavipes*



212 *Hydropus cavipes*



213 *Hydropus nigrita*



214 *Hydropus nigrita*



215 *Hydropus* sp. 1



216 *Hydropus* sp. 1



217 *Hygrocybe batistae*



218 *Hygrocybe batistae*



219 *Hygrocybe* aff. *hypohaemacta*



220 *Hygrocybe* aff. *hypohaemacta*

Volume 1: FUNGI of Reserva Particular do Patrimônio Natural do Cristalino

D. Jean Lodge & Susanne Sourell

The RPPN Cristalino protects an evergreen ombrophilous forest in the southern Amazon Basin. The vegetation includes terra firme forest, seasonally flooded forest and, on granitic outcrops, patches of seasonally dry forest. The largest area is covered by nutrient-poor oxisols with high contents of clay, gleysols can be found near rivers. Photos by S. Sourell, except where indicated. Produced by: Susanne Sourell with support from Cristalino Lodge, Vitória da Riva Carvalho, Dr. Rainer Radtke, Baden-Württembergisches Brasilien-Zentrum der Universität Tübingen and The Field Museum, Chicago, USA. This guide required the contribution of many experts in Neotropical fungi, details on page 39. D. Jean Lodge [dlodge@fs.fed.us], US Forest Service, Center for Forest Mycology Research – Forest Products Laboratory © Susanne Sourell [susanne.sourell@yahoo.com] Germany. [fieldguides.fieldmuseum.org] [719] version 3 10/2016



221 *Hygrocybe* cf. *occidentalis*



222 *Hygrocybe* cf. *occidentalis*



223 *Hygrocybe* sect. *Pseudofirmae* sp. 1



224 *Hygrocybe* sect. *Pseudofirmae* sp. 1



225 *Hygrocybe* sect. *Pseudofirmae* sp. 2



226 *Hygrocybe* sect. *Pseudofirmae* sp. 2



227 *Hygrocybe* sect. *Pseudofirmae* sp. 3



228 *Hygrocybe* sect. *Pseudofirmae* sp. 3



229 *Hygrocybe* sect. *Pseudofirmae* sp. 4



230 *Hygrocybe* sect. *Pseudofirmae* sp. 4



231 *Hygrocybe* sect. *Pseudofirmae* sp. 4



232 *Hygrocybe prieta* complex sp. 1



233 *Hygrocybe prieta* complex sp. 1



234 *Hygrocybe prieta* complex sp. 2 © J. Benner



235 *Hygrocybe* sp. 1



236 *Hygrocybe* sp. 1



237 *Hygrocybe* sp. 2



238 *Hygrocybe* sp. 2



239 *Hygrocybe* sp. 3



240 *Hygrocybe* sp. 3

Volume 1: FUNGI of Reserva Particular do Patrimônio Natural do Cristalino

D. Jean Lodge & Susanne Sourell

The RPPN Cristalino protects an evergreen ombrophilous forest in the southern Amazon Basin. The vegetation includes terra firme forest, seasonally flooded forest and, on granitic outcrops, patches of seasonally dry forest. The largest area is covered by nutrient-poor oxisols with high contents of clay, gleysols can be found near rivers. Photos by S. Sourell, except where indicated. Produced by: Susanne Sourell with support from Cristalino Lodge, Vitória da Riva Carvalho, Dr. Rainer Radtke, Baden-Württembergisches Brasilien-Zentrum der Universität Tübingen and The Field Museum, Chicago, USA. This guide required the contribution of many experts in Neotropical fungi, details on page 39. D. Jean Lodge [dlodge@fs.fed.us], US Forest Service, Center for Forest Mycology Research – Forest Products Laboratory © Susanne Sourell [susanne.sourell@yahoo.com] Germany. [fieldguides.fieldmuseum.org] [719] version 3 10/2016



241 *Hygrocybe* sp. 4



242 *Hygrocybe* sp. 5



243 *Hygrocybe* sp. 5



244 *Hygrocybe* sp. 6



245 *Hygrocybe* sp. 6



246 *Hygrocybe* sp. 7



247 *Hygrocybe* sp. 7



248 *Hygrocybe trinitensis*



249 *Hygrocybe trinitensis*



250 *Hymenopellis* sp. 1



251 *Hymenopellis* sp. 1



252 *Hymenopellis* sp. 2



253 *Hymenopellis* sp. 2



254 *Hymenopellis* sp. 3



255 *Hymenopellis* sp. 3



256 *Hymenopellis steffenii*



257 *Hymenopellis steffenii*



258 *Hypholoma* sp.



259 *Hypholoma* sp.



260 *Lactarius* sp.

Volume 1: FUNGI of Reserva Particular do Patrimônio Natural do Cristalino

D. Jean Lodge & Susanne Sourell

The RPPN Cristalino protects an evergreen ombrophilous forest in the southern Amazon Basin. The vegetation includes terra firme forest, seasonally flooded forest and, on granitic outcrops, patches of seasonally dry forest. The largest area is covered by nutrient-poor oxisols with high contents of clay, gleysols can be found near rivers. Photos by S. Sourell, except where indicated. Produced by: Susanne Sourell with support from Cristalino Lodge, Vitória da Riva Carvalho, Dr. Rainer Radtke, Baden-Württembergisches Brasilien-Zentrum der Universität Tübingen and The Field Museum, Chicago, USA. This guide required the contribution of many experts in Neotropical fungi, details on page 39. D. Jean Lodge [dlodge@fs.fed.us], US Forest Service, Center for Forest Mycology Research – Forest Products Laboratory © Susanne Sourell [susanne.sourell@yahoo.com] Germany. [fieldguides.fieldmuseum.org] [719] version 3 10/2016



261 *Lactarius* sp.



262 *Lactarius* sp.



263 *Lepiota*
aff. *abruptibulba*



264 *Lepiota*
aff. *abruptibulba*



265 *Lepiota*
aff. *abruptibulba*



266 *Lepiota erythrosticka*



267 *Lepiota erythrosticka*



268 *Lepiota* cf. *lilacea*



269 *Lepiota* cf. *lilacea*



270 *Lepiota* cf. *phaeosticta*



271 *Lepiota* cf. *phaeosticta*



272 *Lepiota* sp. 1



273 *Lepiota* sp. 1



274 *Lepiota* sp. 2



275 *Lepiota* sp. 2



276 *Lepiota* sp. 3



277 *Lepiota* sp. 3



278 *Lepiota* sp. 4



279 *Lepiota* sp. 4



280 *Lepiota* sp. 5

Volume 1: FUNGI of Reserva Particular do Patrimônio Natural do Cristalino

D. Jean Lodge & Susanne Sourell

The RPPN Cristalino protects an evergreen ombrophilous forest in the southern Amazon Basin. The vegetation includes terra firme forest, seasonally flooded forest and, on granitic outcrops, patches of seasonally dry forest. The largest area is covered by nutrient-poor oxisols with high contents of clay, gleysols can be found near rivers. Photos by S. Sourell, except where indicated. Produced by: Susanne Sourell with support from Cristalino Lodge, Vitória da Riva Carvalho, Dr. Rainer Radtke, Baden-Württembergisches Brasilien-Zentrum der Universität Tübingen and The Field Museum, Chicago, USA. This guide required the contribution of many experts in Neotropical fungi, details on page 39. D. Jean Lodge [dlodge@fs.fed.us], US Forest Service, Center for Forest Mycology Research – Forest Products Laboratory © Susanne Sourell [susanne.sourell@yahoo.com] Germany. [fieldguides.fieldmuseum.org] [719] version 3 10/2016



281 *Lepiota* sp. 5



282 *Lepiota* sp. 6



283 *Lepiota* sp. 6



284 *Lepiota* sp. 7



285 *Lepiota* sp. 7



286 *Leucoagaricus rubrotinctus* group




287 *Leucoagaricus rubrotinctus* group



288 *Leucoagaricus* sp.



289 *Leucoagaricus* sp.



290 *Leucocoprinus birnbaumii*



291 *Leucocoprinus birnbaumii*



292 *Leucocoprinus birnbaumii*



293 *Leucocoprinus* cf. *brebissonii*



294 *Leucocoprinus* cf. *brebissonii*



295 *Leucocoprinus* cf. *brunneoluteus*



296 *Leucocoprinus* cf. *brunneoluteus*



297 *Leucocoprinus cretaceus*



298 *Leucocoprinus cretaceus*



299 *Leucocoprinus cretaceus*



300 *Leucocoprinus fragilissimus*

Volume 1: FUNGI of Reserva Particular do Patrimônio Natural do Cristalino

D. Jean Lodge & Susanne Sourell

The RPPN Cristalino protects an evergreen ombrophilous forest in the southern Amazon Basin. The vegetation includes terra firme forest, seasonally flooded forest and, on granitic outcrops, patches of seasonally dry forest. The largest area is covered by nutrient-poor oxisols with high contents of clay, gleysols can be found near rivers. Photos by S. Sourell, except where indicated. Produced by: Susanne Sourell with support from Cristalino Lodge, Vitória da Riva Carvalho, Dr. Rainer Radtke, Baden-Württembergisches Brasilien-Zentrum der Universität Tübingen and The Field Museum, Chicago, USA. This guide required the contribution of many experts in Neotropical fungi, details on page 39. D. Jean Lodge [dlodge@fs.fed.us], US Forest Service, Center for Forest Mycology Research – Forest Products Laboratory © Susanne Sourell [susanne.sourell@yahoo.com] Germany. [fieldguides.fieldmuseum.org] [719] version 3 10/2016



301 *Leucocoprinus fragillissimus*



302 *Leucocoprinus* sp.



303 *Leucocoprinus* sp.



304 *Leucopaxillus gracillimus*



305 *Leucopaxillus gracillimus*



306 *Macrolepiota colombiana*



307 *Macrolepiota colombiana*



308 *Macrolepiota colombiana*



309 *Marasmiellus cubensis*



310 *Marasmiellus cubensis*



311 *Marasmiellus cubensis*



312 *Marasmiellus cubensis*



313 *Marasmiellus volvatus*



314 *Marasmiellus volvatus*



315 *Marasmiellus volvatus*



316 *Marasmiellus* sp. 1



317 *Marasmiellus* sp. 1



318 *Marasmiellus* sp. 2



319 *Marasmiellus* sp. 2



320 *Marasmiellus* sp. 3

Volume 1: FUNGI of Reserva Particular do Patrimônio Natural do Cristalino

D. Jean Lodge & Susanne Sourell

The RPPN Cristalino protects an evergreen ombrophilous forest in the southern Amazon Basin. The vegetation includes terra firme forest, seasonally flooded forest and, on granitic outcrops, patches of seasonally dry forest. The largest area is covered by nutrient-poor oxisols with high contents of clay, gleysols can be found near rivers. Photos by S. Sourell, except where indicated. Produced by: Susanne Sourell with support from Cristalino Lodge, Vitória da Riva Carvalho, Dr. Rainer Radtke, Baden-Württembergisches Brasilien-Zentrum der Universität Tübingen and The Field Museum, Chicago, USA. This guide required the contribution of many experts in Neotropical fungi, details on page 39. D. Jean Lodge [dlodge@fs.fed.us], US Forest Service, Center for Forest Mycology Research – Forest Products Laboratory © Susanne Sourell [susanne.sourell@yahoo.com] Germany. [fieldguides.fieldmuseum.org] [719] version 3 10/2016



321 *Marasmiellus* sp. 4



322 *Marasmiellus* sp. 4



323 *Marasmius amazonicus*



324 *Marasmius amazonicus*



325 *Marasmius amazonicus*

© Rich C. Hoyer



326 *Marasmius cladophyllus*



327 *Marasmius* cf. *congregatus*



328 *Marasmius* cf. *congregatus*



329 *Marasmius* cf. *cohortalis* var. *hymeniicephalus*



330 *Marasmius* cf. *cohortalis* var. *hymeniicephalus*



331 *Marasmius* cf. *cuatrecasii*



332 *Marasmius* cf. *cuatrecasii*



333 *Marasmius* cf. *epelaeus*



334 *Marasmius* cf. *epelaeus*



335 *Marasmius griseoradiatus*



336 *Marasmius griseoradiatus*



337 *Marasmius griseoradiatus*



338 *Marasmius griseoroseus*



339 *Marasmius griseoroseus*



340 *Marasmius guyanensis*

Volume 1: FUNGI of Reserva Particular do Patrimônio Natural do Cristalino

D. Jean Lodge & Susanne Sourell

The RPPN Cristalino protects an evergreen ombrophilous forest in the southern Amazon Basin. The vegetation includes terra firme forest, seasonally flooded forest and, on granitic outcrops, patches of seasonally dry forest. The largest area is covered by nutrient-poor oxisols with high contents of clay, gleysols can be found near rivers. Photos by S. Sourell, except where indicated. Produced by: Susanne Sourell with support from Cristalino Lodge, Vitória da Riva Carvalho, Dr. Rainer Radtke, Baden-Württembergisches Brasilien-Zentrum der Universität Tübingen and The Field Museum, Chicago, USA. This guide required the contribution of many experts in Neotropical fungi, details on page 39. D. Jean Lodge [dlodge@fs.fed.us], US Forest Service, Center for Forest Mycology Research – Forest Products Laboratory © Susanne Sourell [susanne.sourell@yahoo.com] Germany. [fieldguides.fieldmuseum.org] [719] version 3 10/2016



341 *Marasmius guyanensis*



342 *Marasmius haematocephalus* complex sp. 1



343 *Marasmius haematocephalus* complex sp. 1



344 *Marasmius haematocephalus* complex sp. 2



345 *Marasmius haematocephalus* complex sp. 2



346 *Marasmius haematocephalus* complex sp. 3



347 *Marasmius haematocephalus* complex sp. 3



348 *Marasmius haematocephalus* complex sp. 4



349 *Marasmius haematocephalus* complex sp. 4



350 *Marasmius* cf. *helvoloides*



351 *Marasmius* cf. *helvoloides*



352 *Marasmius* cf. *hippochaetes*



353 *Marasmius* cf. *hippochaetes*



354 *Marasmius hypophaeus*



355 *Marasmius hypophaeus*



356 *Marasmius leoninus*



357 *Marasmius leoninus*



358 *Marasmius* cf. *leucorotalis*



359 *Marasmius* cf. *leucorotalis*



360 *Marasmius* cf. *leveilleanus*

Volume 1: FUNGI of Reserva Particular do Patrimônio Natural do Cristalino

D. Jean Lodge & Susanne Sourell

The RPPN Cristalino protects an evergreen ombrophilous forest in the southern Amazon Basin. The vegetation includes terra firme forest, seasonally flooded forest and, on granitic outcrops, patches of seasonally dry forest. The largest area is covered by nutrient-poor oxisols with high contents of clay, gleysols can be found near rivers. Photos by S. Sourell, except where indicated. Produced by: Susanne Sourell with support from Cristalino Lodge, Vitória da Riva Carvalho, Dr. Rainer Radtke, Baden-Württembergisches Brasilien-Zentrum der Universität Tübingen and The Field Museum, Chicago, USA. This guide required the contribution of many experts in Neotropical fungi, details on page 39. D. Jean Lodge [dlodge@fs.fed.us], US Forest Service, Center for Forest Mycology Research – Forest Products Laboratory © Susanne Sourell [susanne.sourell@yahoo.com] Germany. [fieldguides.fieldmuseum.org] [719] version 3 10/2016



361 *Marasmius*
cf. *leveilleanus*



362 *Marasmius*
cf. *neosessilis*



363 *Marasmius*
cf. *neosessilis*



364 *Marasmius*
cf. *longisporus*



365 *Marasmius*
cf. *longisporus*



366 *Marasmius multiceps*



367 *Marasmius multiceps*



368 *Marasmius multiceps*



369 *Marasmius* cf. *praecox*



370 *Marasmius* cf. *praecox*



371 *Marasmius* cf. *pusio*



372 *Marasmius* cf. *pusio*



373 *Marasmius* cf.
rhabarbarinus



374 *Marasmius* cf.
rhabarbarinus



375 *Marasmius rotuloides*



376 *Marasmius rotuloides*



377 *Marasmius ruforotula*



378 *Marasmius ruforotula*



379 *Marasmius suthpensis*



380 *Marasmius suthpensis*

Volume 1: FUNGI of Reserva Particular do Patrimônio Natural do Cristalino

D. Jean Lodge & Susanne Sourell

The RPPN Cristalino protects an evergreen ombrophilous forest in the southern Amazon Basin. The vegetation includes terra firme forest, seasonally flooded forest and, on granitic outcrops, patches of seasonally dry forest. The largest area is covered by nutrient-poor oxisols with high contents of clay, gleysols can be found near rivers. Photos by S. Sourell, except where indicated. Produced by: Susanne Sourell with support from Cristalino Lodge, Vitória da Riva Carvalho, Dr. Rainer Radtke, Baden-Württembergisches Brasilien-Zentrum der Universität Tübingen and The Field Museum, Chicago, USA. This guide required the contribution of many experts in Neotropical fungi, details on page 39. D. Jean Lodge [dlodge@fs.fed.us], US Forest Service, Center for Forest Mycology Research – Forest Products Laboratory © Susanne Sourell [susanne.sourell@yahoo.com] Germany. [fieldguides.fieldmuseum.org] [719] version 3 10/2016



381 *Marasmius tageticolor*



382 *Marasmius tageticolor*
© Michael Koltzenburg



383 *Marasmius trinitatis*



384 *Marasmius trinitatis*




385 *Marasmius* sp. 1



386 *Marasmius* sp. 1



387 *Marasmius* sp. 2



388 *Marasmius* sp. 2



389 *Marasmius* sp. 3



390 *Marasmius* sp. 3



391 *Marasmius* sp. 4



392 *Marasmius* sp. 4



393 *Marasmius* sp. 5



394 *Marasmius* sp. 5



395 *Marasmius* sp. 6



396 *Marasmius* sp. 6



397 *Marasmius* sp. 7



398 *Marasmius* sp. 7



399 *Marasmius* sp. 8



400 *Marasmius* sp. 8

Volume 1: FUNGI of Reserva Particular do Patrimônio Natural do Cristalino

D. Jean Lodge & Susanne Sourell

The RPPN Cristalino protects an evergreen ombrophilous forest in the southern Amazon Basin. The vegetation includes terra firme forest, seasonally flooded forest and, on granitic outcrops, patches of seasonally dry forest. The largest area is covered by nutrient-poor oxisols with high contents of clay, gleysols can be found near rivers. Photos by S. Sourell, except where indicated. Produced by: Susanne Sourell with support from Cristalino Lodge, Vitória da Riva Carvalho, Dr. Rainer Radtke, Baden-Württembergisches Brasilien-Zentrum der Universität Tübingen and The Field Museum, Chicago, USA. This guide required the contribution of many experts in Neotropical fungi, details on page 39. D. Jean Lodge [dlodge@fs.fed.us], US Forest Service, Center for Forest Mycology Research – Forest Products Laboratory © Susanne Sourell [susanne.sourell@yahoo.com] Germany. [fieldguides.fieldmuseum.org] [719] version 3 10/2016



401 *Micromphale pilosa*



402 *Micromphale pilosa*



403 *Micromphale* sp. 1



404 *Micromphale* sp. 1



405 *Mycena cuspidatopilosa*



406 *Mycena cuspidatopilosa*



407 *Mycena* aff. *holoporphyra*



408 *Mycena* aff. *holoporphyra*



409 *Mycena ixoantha* / *M. kermesina* complex



410 *Mycena ixoantha* / *M. kermesina* complex



411 *Mycena ixoantha* / *M. kermesina* complex



412 *Mycena piguicola* complex



413 *Mycena piguicola* complex



414 *Mycena* sect. *Basipedes*



415 *Mycena* sect. *Basipedes*



416 *Mycena* sect. *Calodontes* sp. 1



417 *Mycena* sect. *Calodontes* sp. 1



418 *Mycena* sect. *Calodontes* sp. 2



419 *Mycena* sect. *Calodontes* sp. 2



420 *Mycena* sect. *Euspeireae*

Volume 1: FUNGI of Reserva Particular do Patrimônio Natural do Cristalino

D. Jean Lodge & Susanne Sourell

The RPPN Cristalino protects an evergreen ombrophilous forest in the southern Amazon Basin. The vegetation includes terra firme forest, seasonally flooded forest and, on granitic outcrops, patches of seasonally dry forest. The largest area is covered by nutrient-poor oxisols with high contents of clay, gleysols can be found near rivers. Photos by S. Sourell, except where indicated. Produced by: Susanne Sourell with support from Cristalino Lodge, Vitória da Riva Carvalho, Dr. Rainer Radtke, Baden-Württembergisches Brasilien-Zentrum der Universität Tübingen and The Field Museum, Chicago, USA. This guide required the contribution of many experts in Neotropical fungi, details on page 39. D. Jean Lodge [dlodge@fs.fed.us], US Forest Service, Center for Forest Mycology Research – Forest Products Laboratory © Susanne Sourell [susanne.sourell@yahoo.com] Germany. [fieldguides.fieldmuseum.org] [719] version 3 10/2016



421 *Mycena*
sect. *Euspeireae*



422 *Mycena*
sect. *Sacchariferae* sp. 1



423 *Mycena*
sect. *Sacchariferae* sp. 1



424 *Mycena*
sect. *Sacchariferae* sp. 2




425 *Mycena*
aff. *tessellata*



426 *Mycena*
aff. *tessellata*



427 *Mycena violacella*



428 *Mycena violacella*



429 *Mycena* sp.



430 *Mycena* sp.



431 *Neoclitocybe* sp.



432 *Oudemansiella* sp.



433 *Oudemansiella* sp.



434 *Panellus pusillus* 1




435 *Panellus pusillus* 1



436 *Panellus pusillus* 2




437 *Parasola* cf. *plicatilis*



438 *Parasola* cf. *plicatilis*



439 *Parasola* sp.



440 *Parasola* sp.

Volume 1: FUNGI of Reserva Particular do Patrimônio Natural do Cristalino

D. Jean Lodge & Susanne Sourell

The RPPN Cristalino protects an evergreen ombrophilous forest in the southern Amazon Basin. The vegetation includes terra firme forest, seasonally flooded forest and, on granitic outcrops, patches of seasonally dry forest. The largest area is covered by nutrient-poor oxisols with high contents of clay, gleysols can be found near rivers. Photos by S. Sourell, except where indicated. Produced by: Susanne Sourell with support from Cristalino Lodge, Vitória da Riva Carvalho, Dr. Rainer Radtke, Baden-Württembergisches Brasilien-Zentrum der Universität Tübingen and The Field Museum, Chicago, USA. This guide required the contribution of many experts in Neotropical fungi, details on page 39. D. Jean Lodge [dlodge@fs.fed.us], US Forest Service, Center for Forest Mycology Research – Forest Products Laboratory © Susanne Sourell [susanne.sourell@yahoo.com] Germany. [fieldguides.fieldmuseum.org] [719] version 3 10/2016



441 *Pleurotus djamor*



442 *Pleurotus djamor*



443 *Pleurotus djamor*
var. *roseus*



444 *Pleurotus djamor*
var. *roseus*



445 *Pluteus* sp. 1



446 *Pluteus* sp. 1



447 *Pluteus* sp. 2



448 *Pluteus* sp. 2



449 *Psathyrella* sp. 1



450 *Psathyrella* sp. 1



451 *Psathyrella* sp. 2



452 *Psathyrella* sp. 2



453 *Psathyrella* sp. 3



454 *Psathyrella* sp. 3



455 *Psathyrella* sp. 4



456 *Psathyrella* sp. 4



457 *Psathyrella* sp. 4



458 *Psathyrella* sp. 4



459 *Pyrrhoglossum* sp. 1



460 *Pyrrhoglossum* sp. 1

Volume 1: FUNGI of Reserva Particular do Patrimônio Natural do Cristalino

D. Jean Lodge & Susanne Sourell

The RPPN Cristalino protects an evergreen ombrophilous forest in the southern Amazon Basin. The vegetation includes terra firme forest, seasonally flooded forest and, on granitic outcrops, patches of seasonally dry forest. The largest area is covered by nutrient-poor oxisols with high contents of clay, gleysols can be found near rivers. Photos by S. Sourell, except where indicated. Produced by: Susanne Sourell with support from Cristalino Lodge, Vitória da Riva Carvalho, Dr. Rainer Radtke, Baden-Württembergisches Brasilien-Zentrum der Universität Tübingen and The Field Museum, Chicago, USA. This guide required the contribution of many experts in Neotropical fungi, details on page 39. D. Jean Lodge [dlodge@fs.fed.us], US Forest Service, Center for Forest Mycology Research – Forest Products Laboratory © Susanne Sourell [susanne.sourell@yahoo.com] Germany. [fieldguides.fieldmuseum.org] [719] version 3 10/2016



461 *Pyrrhoglossum* cf. *stipitatum*



462 *Pyrrhoglossum* cf. *stipitatum*



463 *Pyrrhoglossum* cf. *stipitatum*



464 '*Rhizomorpha*' *corynephora*



465 '*Rhizomorpha*' *corynephora*



466 *Rimbachia* sp.



467 *Rimbachia* sp.



468 *Schizophyllum* *commune*



469 *Schizophyllum* *commune*



470 *Stropharia* cf. *rugosoannulata*



471 *Stropharia* cf. *rugosoannulata*



472 *Stropharia* sp. 1



473 *Stropharia* sp. 1



474 *Stropharia* sp. 2



475 *Stropharia* sp. 2



476 *Tetrapyrgos nigripes*



477 *Tetrapyrgos nigripes*



478 *Trogia cantharelloides*
© Michael Koltzenburg



479 *Trogia cantharelloides*
© Michael Koltzenburg



480 *Trogia* sp.

Volume 1: FUNGI of Reserva Particular do Patrimônio Natural do Cristalino

D. Jean Lodge & Susanne Sourell

The RPPN Cristalino protects an evergreen ombrophilous forest in the southern Amazon Basin. The vegetation includes terra firme forest, seasonally flooded forest and, on granitic outcrops, patches of seasonally dry forest. The largest area is covered by nutrient-poor oxisols with high contents of clay, gleysols can be found near rivers. Photos by S. Sourell, except where indicated. Produced by: Susanne Sourell with support from Cristalino Lodge, Vitória da Riva Carvalho, Dr. Rainer Radtke, Baden-Württembergisches Brasilien-Zentrum der Universität Tübingen and The Field Museum, Chicago, USA. This guide required the contribution of many experts in Neotropical fungi, details on page 39. D. Jean Lodge [dlodge@fs.fed.us], US Forest Service, Center for Forest Mycology Research – Forest Products Laboratory © Susanne Sourell [susanne.sourell@yahoo.com] Germany. [fieldguides.fieldmuseum.org] [719] version 3 10/2016



481 *Trogia* sp.



482 *Volvariella* sp.



483 *Volvariella* sp.



484 BOLETALES
BASIDIOMYCOTA



484+ *Buchwaldoboletus*
485 cf. *acaulis* © Jonas Benner



486 'JELLY FUNGI'
BASIDIOMYCOTA



486+ *Auricularia delicata*
487



488 *Auricularia fuscusuccinea*



489 *Auricularia nigricans*



490 *Auricularia nigricans*



491 *Auricularia*
aff. *subglabra*



492 *Auricularia*
aff. *subglabra*



493 *Dacryopinax elegans*



494 *Dacryopinax elegans*



495 *Dacryopinax spathularia*



496 *Tremella fuciformis*



497 *Tremella* sp.



498 'GASTEROID FUNGI'
BASIDIOMYCOTA



498+ *Calvatia bicolor*
499



500 *Calvatia bicolor*

Volume 1: FUNGI of Reserva Particular do Patrimônio Natural do Cristalino

D. Jean Lodge & Susanne Sourell

The RPPN Cristalino protects an evergreen ombrophilous forest in the southern Amazon Basin. The vegetation includes terra firme forest, seasonally flooded forest and, on granitic outcrops, patches of seasonally dry forest. The largest area is covered by nutrient-poor oxisols with high contents of clay, gleysols can be found near rivers. Photos by S. Sourell, except where indicated. Produced by: Susanne Sourell with support from Cristalino Lodge, Vitória da Riva Carvalho, Dr. Rainer Radtke, Baden-Württembergisches Brasilien-Zentrum der Universität Tübingen and The Field Museum, Chicago, USA. This guide required the contribution of many experts in Neotropical fungi, details on page 39. D. Jean Lodge [dlodge@fs.fed.us], US Forest Service, Center for Forest Mycology Research – Forest Products Laboratory © Susanne Sourell [susanne.sourell@yahoo.com] Germany. [fieldguides.fieldmuseum.org] [719] version 3 10/2016



501 *Calvatia cyathiformis*



502 *Calvatia cyathiformis*



503 *Calvatia* sp.



504 *Cyathus* sp. 1



505 *Cyathus* sp. 2



506 *Geastrum albonigrum*



507 *Geastrum echinulatum*



508 *Geastrum echinulatum*



509 *Geastrum fimbriatum*



510 *Geastrum* cf. *hirsutum*



511 *Geastrum* cf. *hirsutum*



512 *Geastrum* cf. *javanicum*



513 *Geastrum* cf. *javanicum*



514 *Geastrum lageniforme*



515 *Geastrum lageniforme*



516 *Geastrum lageniforme*



517 *Geastrum lloydianum*



518 *Geastrum lloydianum*



519 *Geastrum morganii*



520 *Geastrum pectinatum*

Volume 1: FUNGI of Reserva Particular do Patrimônio Natural do Cristalino

D. Jean Lodge & Susanne Sourell

The RPPN Cristalino protects an evergreen ombrophilous forest in the southern Amazon Basin. The vegetation includes terra firme forest, seasonally flooded forest and, on granitic outcrops, patches of seasonally dry forest. The largest area is covered by nutrient-poor oxisols with high contents of clay, gleysols can be found near rivers. Photos by S. Sourell, except where indicated. Produced by: Susanne Sourell with support from Cristalino Lodge, Vitória da Riva Carvalho, Dr. Rainer Radtke, Baden-Württembergisches Brasilien-Zentrum der Universität Tübingen and The Field Museum, Chicago, USA. This guide required the contribution of many experts in Neotropical fungi, details on page 39. D. Jean Lodge [dlodge@fs.fed.us], US Forest Service, Center for Forest Mycology Research – Forest Products Laboratory © Susanne Sourell [susanne.sourell@yahoo.com] Germany. [fieldguides.fieldmuseum.org] [719] version 3 10/2016



521 *Geastrum pectinatum*



522 *Geastrum saccatum*



523 *Geastrum schweinitzii*



524 *Geastrum schweinitzii*



525 *Geastrum triplex*



526 *Geastrum* sp. 1



527 *Geastrum* sp. 2



528 *Geastrum* sp. 3



529 *Geastrum* sp. 4



530 *Lycogalopsis solmsii*



531 *Lycogalopsis solmsii*



532 *Lycoperdon* sp. 1



533 *Lycoperdon* sp. 1



534 *Lycoperdon* sp. 2



535 *Lycoperdon* sp. 3



536 *Lycoperdon* sp. 4



537 *Lycoperdon* sp. 5



538 *Morganella fuliginea*



539 *Morganella fuliginea*



540 *Morganella* sp. 1

Volume 1: FUNGI of Reserva Particular do Patrimônio Natural do Cristalino

D. Jean Lodge & Susanne Sourell

The RPPN Cristalino protects an evergreen ombrophilous forest in the southern Amazon Basin. The vegetation includes terra firme forest, seasonally flooded forest and, on granitic outcrops, patches of seasonally dry forest. The largest area is covered by nutrient-poor oxisols with high contents of clay, gleysols can be found near rivers. Photos by S. Sourell, except where indicated. Produced by: Susanne Sourell with support from Cristalino Lodge, Vitória da Riva Carvalho, Dr. Rainer Radtke, Baden-Württembergisches Brasilien-Zentrum der Universität Tübingen and The Field Museum, Chicago, USA. This guide required the contribution of many experts in Neotropical fungi, details on page 39. D. Jean Lodge [dlodge@fs.fed.us], US Forest Service, Center for Forest Mycology Research – Forest Products Laboratory © Susanne Sourell [susanne.sourell@yahoo.com] Germany. [fieldguides.fieldmuseum.org] [719] version 3 10/2016



541 *Morganella* sp. 1



542 *Morganella* sp. 2



543 *Morganella* sp. 2



544 *Phallus indusiatus* group



545 *Phallus indusiatus* group



546 *Phallus indusiatus* group



547 *Phallus indusiatus* group



548 *Phallus indusiatus* group © Jonas Benner



549 *Phallus* sp.



550 *Scleroderma sinnamariense*



551 *Scleroderma sinnamariense*



552 *Scleroderma* sp. 1



553 *Scleroderma* sp. 2



554 *Scleroderma* sp. 2



555 *Staheliomyces cinctus*



556 *Staheliomyces cinctus*



557 *Tulostoma exasperatum* © Michael Koltzenburg



558 *Tulostoma* sp.



559 *Tulostoma* sp.



560 POLYPORALES
BASIDIOMYCOTA

Volume 1: FUNGI of Reserva Particular do Patrimônio Natural do Cristalino

D. Jean Lodge & Susanne Sourell

The RPPN Cristalino protects an evergreen ombrophilous forest in the southern Amazon Basin. The vegetation includes terra firme forest, seasonally flooded forest and, on granitic outcrops, patches of seasonally dry forest. The largest area is covered by nutrient-poor oxisols with high contents of clay, gleysols can be found near rivers. Photos by S. Sourell, except where indicated. Produced by: Susanne Sourell with support from Cristalino Lodge, Vitória da Riva Carvalho, Dr. Rainer Radtke, Baden-Württembergisches Brasilien-Zentrum der Universität Tübingen and The Field Museum, Chicago, USA. This guide required the contribution of many experts in Neotropical fungi, details on page 39. D. Jean Lodge [dlodge@fs.fed.us], US Forest Service, Center for Forest Mycology Research – Forest Products Laboratory © Susanne Sourell [susanne.sourell@yahoo.com] Germany. [fieldguides.fieldmuseum.org] [719] version 3 10/2016



560+ *Amauroderma* sp. 1
561



562 *Amauroderma* sp. 2



563 *Amauroderma* sp. 2



564 *Amauroderma* sp. 3



565 *Amauroderma* sp. 3



566 *Amauroderma* sp. 4



567 *Amauroderma* sp. 4



568 *Amauroderma* sp. 5



569 *Amauroderma* sp. 5



570 *Amauroderma* sp. 6



571 *Amauroderma* sp. 6



572 *Amauroderma* sp. 7



573 *Amauroderma* sp. 7



574 *Amauroderma* sp. 8



575 *Amauroderma* sp. 8



576 *Amauroderma* sp. 9



577 *Amauroderma* sp. 9



578 *Amauroderma* sp. 10



579 *Amauroderma* sp. 10



580 *Amauroderma* sp. 11

Volume 1: FUNGI of Reserva Particular do Patrimônio Natural do Cristalino

D. Jean Lodge & Susanne Sourell

The RPPN Cristalino protects an evergreen ombrophilous forest in the southern Amazon Basin. The vegetation includes terra firme forest, seasonally flooded forest and, on granitic outcrops, patches of seasonally dry forest. The largest area is covered by nutrient-poor oxisols with high contents of clay, gleysols can be found near rivers. Photos by S. Sourell, except where indicated. Produced by: Susanne Sourell with support from Cristalino Lodge, Vitória da Riva Carvalho, Dr. Rainer Radtke, Baden-Württembergisches Brasilien-Zentrum der Universität Tübingen and The Field Museum, Chicago, USA. This guide required the contribution of many experts in Neotropical fungi, details on page 39. D. Jean Lodge [dlodge@fs.fed.us], US Forest Service, Center for Forest Mycology Research – Forest Products Laboratory © Susanne Sourell [susanne.sourell@yahoo.com] Germany. [fieldguides.fieldmuseum.org] [719] version 3 10/2016



581 *Amauroderma* sp. 12



582 *Amauroderma* sp. 12



583 *Amauroderma* sp. 13



584 *Amauroderma* sp. 13




585 *Amauroderma* sp. 14



586 *Amauroderma* sp. 14



587 *Amauroderma* sp. 15



588 *Amauroderma* sp. 15



589 *Amauroderma* sp. 16



590 *Amauroderma* sp. 16



591 *Amauroderma* sp. 17



592 *Amauroderma* sp. 17



593 *Amauroderma* sp. 17



594 *Coriopsis polyzona*



595 *Coriopsis polyzona*



596 *Coriopsis polyzona*



597 *Datronia caperata*



598 *Datronia caperata*



599 *Earliella scabrosa*



600 *Earliella scabrosa*

Volume 1: FUNGI of Reserva Particular do Patrimônio Natural do Cristalino

D. Jean Lodge & Susanne Sourell

The RPPN Cristalino protects an evergreen ombrophilous forest in the southern Amazon Basin. The vegetation includes terra firme forest, seasonally flooded forest and, on granitic outcrops, patches of seasonally dry forest. The largest area is covered by nutrient-poor oxisols with high contents of clay, gleysols can be found near rivers. Photos by S. Sourell, except where indicated. Produced by: Susanne Sourell with support from Cristalino Lodge, Vitória da Riva Carvalho, Dr. Rainer Radtke, Baden-Württembergisches Brasilien-Zentrum der Universität Tübingen and The Field Museum, Chicago, USA. This guide required the contribution of many experts in Neotropical fungi, details on page 39. D. Jean Lodge [dlodge@fs.fed.us], US Forest Service, Center for Forest Mycology Research – Forest Products Laboratory © Susanne Sourell [susanne.sourell@yahoo.com] Germany. [fieldguides.fieldmuseum.org] [719] version 3 10/2016



601 *Favolus tenuiculus* 1



602 *Favolus tenuiculus* 1



603 *Favolus tenuiculus* 2



604 *Favolus tenuiculus* 2



605 *Flabellophora* cf. *obovata*



606 *Flabellophora* cf. *obovata*




607 *Fomes fasciatus*



608 *Fomes fasciatus*



609 *Ganoderma* sp. 1



610 *Ganoderma* sp. 1




611 *Ganoderma* sp. 2



612 *Ganoderma* sp. 2



613 *Ganoderma* sp. 3



614 *Ganoderma* sp. 3



615 *Ganoderma* sp. 4



616 *Ganoderma* sp. 4



617 *Ganoderma* sp. 5



618 *Ganoderma* sp. 5



619 *Ganoderma* cf. *tornatum* 1



620 *Ganoderma* cf. *tornatum* 1

Volume 1: FUNGI of Reserva Particular do Patrimônio Natural do Cristalino

D. Jean Lodge & Susanne Sourell

The RPPN Cristalino protects an evergreen ombrophilous forest in the southern Amazon Basin. The vegetation includes terra firme forest, seasonally flooded forest and, on granitic outcrops, patches of seasonally dry forest. The largest area is covered by nutrient-poor oxisols with high contents of clay, gleysols can be found near rivers. Photos by S. Sourell, except where indicated. Produced by: Susanne Sourell with support from Cristalino Lodge, Vitória da Riva Carvalho, Dr. Rainer Radtke, Baden-Württembergisches Brasilien-Zentrum der Universität Tübingen and The Field Museum, Chicago, USA. This guide required the contribution of many experts in Neotropical fungi, details on page 39. D. Jean Lodge [dlodge@fs.fed.us], US Forest Service, Center for Forest Mycology Research – Forest Products Laboratory © Susanne Sourell [susanne.sourell@yahoo.com] Germany. [fieldguides.fieldmuseum.org] [719] version 3 10/2016



621 *Ganoderma*
cf. *tornatum* 2



622 *Ganoderma*
cf. *tornatum* 2



623 *Hexagonia hydroides*



624 *Hexagonia hydroides*



625 *Hexagonia variegata*



626 *Hexagonia variegata*



627 *Lentinus berteroi*



628 *Lentinus berteroi*



629 *Lentinus* cf. *concavus*



630 *Lentinus* cf. *concavus*



631 *Lentinus crinitus*



632 *Lentinus crinitus*



633 *Microporellus dealbatus*



634 *Microporellus dealbatus*



635 *Panus neostrigosus*



636 *Panus* cf. *similis*



637 *Panus* cf. *similis*



638 *Perenniporia*
cf. *contraria*



639 *Perenniporia*
cf. *contraria*



640 *Perenniporia*
cf. *stipitata*

Volume 1: FUNGI of Reserva Particular do Patrimônio Natural do Cristalino

D. Jean Lodge & Susanne Sourell

The RPPN Cristalino protects an evergreen ombrophilous forest in the southern Amazon Basin. The vegetation includes terra firme forest, seasonally flooded forest and, on granitic outcrops, patches of seasonally dry forest. The largest area is covered by nutrient-poor oxisols with high contents of clay, gleysols can be found near rivers. Photos by S. Sourell, except where indicated. Produced by: Susanne Sourell with support from Cristalino Lodge, Vitória da Riva Carvalho, Dr. Rainer Radtke, Baden-Württembergisches Brasilien-Zentrum der Universität Tübingen and The Field Museum, Chicago, USA. This guide required the contribution of many experts in Neotropical fungi, details on page 39. D. Jean Lodge [dlodge@fs.fed.us], US Forest Service, Center for Forest Mycology Research – Forest Products Laboratory © Susanne Sourell [susanne.sourell@yahoo.com] Germany. [fieldguides.fieldmuseum.org] [719] version 3 10/2016



641 *Perenniporia* cf. *stipitata*



642 *Phellinus* sp. 1



643 *Phellinus* sp. 1



644 *Phellinus* sp. 2



645 *Phellinus* sp. 2



646 *Phellinus* sp. 3



647 *Phellinus* sp. 3



648 *Phylloporia spathulata*



649 *Phylloporia spathulata*



650 *Polyporus dictyopus* 1



651 *Polyporus dictyopus* 1



652 *Polyporus dictyopus* 2



653 *Polyporus dictyopus* 2



654 *Polyporus grammacephalus* complex



655 *Polyporus grammacephalus* complex



656 *Polyporus guianensis* 1




657 *Polyporus guianensis* 1



658 *Polyporus guianensis* 2



659 *Polyporus guianensis* 2



660 *Polyporus guianensis* 3

Volume 1: FUNGI of Reserva Particular do Patrimônio Natural do Cristalino

D. Jean Lodge & Susanne Sourell

The RPPN Cristalino protects an evergreen ombrophilous forest in the southern Amazon Basin. The vegetation includes terra firme forest, seasonally flooded forest and, on granitic outcrops, patches of seasonally dry forest. The largest area is covered by nutrient-poor oxisols with high contents of clay, gleysols can be found near rivers. Photos by S. Sourell, except where indicated. Produced by: Susanne Sourell with support from Cristalino Lodge, Vitória da Riva Carvalho, Dr. Rainer Radtke, Baden-Württembergisches Brasilien-Zentrum der Universität Tübingen and The Field Museum, Chicago, USA. This guide required the contribution of many experts in Neotropical fungi, details on page 39. D. Jean Lodge [dlodge@fs.fed.us], US Forest Service, Center for Forest Mycology Research – Forest Products Laboratory © Susanne Sourell [susanne.sourell@yahoo.com] Germany. [fieldguides.fieldmuseum.org] [719] version 3 10/2016



661 *Polyporus guianensis* 3



662 *Polyporus ianthinus*



663 *Polyporus ianthinus*



664 *Polyporus leprieurii*



665 *Polyporus leprieurii*



666 *Polyporus* sp. 1



667 *Polyporus* sp. 1



668 *Polyporus* sp. 2



669 *Polyporus* sp. 2



670 *Polyporus tricholoma* group sp. 1



671 *Polyporus tricholoma* group sp. 1



672 *Polyporus tricholoma* group sp. 2



673 *Polyporus tricholoma* group sp. 2



674 *Pycnoporus sanguineus*



675 *Rigidoporus* sp. 1



676 *Rigidoporus* sp. 1



677 *Rigidoporus* sp. 2



678 *Rigidoporus* sp. 2



679 *Trametes* sp. 1



680 *Trametes* sp. 1

Volume 1: FUNGI of Reserva Particular do Patrimônio Natural do Cristalino

D. Jean Lodge & Susanne Sourell

The RPPN Cristalino protects an evergreen ombrophilous forest in the southern Amazon Basin. The vegetation includes terra firme forest, seasonally flooded forest and, on granitic outcrops, patches of seasonally dry forest. The largest area is covered by nutrient-poor oxisols with high contents of clay, gleysols can be found near rivers. Photos by S. Sourell, except where indicated. Produced by: Susanne Sourell with support from Cristalino Lodge, Vitória da Riva Carvalho, Dr. Rainer Radtke, Baden-Württembergisches Brasilien-Zentrum der Universität Tübingen and The Field Museum, Chicago, USA. This guide required the contribution of many experts in Neotropical fungi, details on page 39. D. Jean Lodge [dlodge@fs.fed.us], US Forest Service, Center for Forest Mycology Research – Forest Products Laboratory © Susanne Sourell [susanne.sourell@yahoo.com] Germany. [fieldguides.fieldmuseum.org] [719] version 3 10/2016



681 *Trametes* sp. 2



682 *Trametes* sp. 2



683 *Trametes* sp. 3



684 *Trametes* sp. 3



685 *Trichaptum* sp.



686 *Trichaptum* sp.



687 'Other Aphyllophorales'
BASIDIOMYCOTA



687+ *Auriscalpium villipes*
688



689 *Auriscalpium* sp.



690 *Auriscalpium* sp.



691 *Cotyldia aurantiaca*



692 *Cotyldia aurantiaca*



693 *Cotyldia aurantiaca*



694 *Cotyldia* sp.



695 *Cotyldia* sp.



696 *Cymatoderma dendriticum*



697 *Cymatoderma dendriticum*



698 *Cymatoderma* sp.



699 *Cymatoderma* sp.



700 *Flavodon* cf. *flavus*

Volume 1: FUNGI of Reserva Particular do Patrimônio Natural do Cristalino

D. Jean Lodge & Susanne Sourell

The RPPN Cristalino protects an evergreen ombrophilous forest in the southern Amazon Basin. The vegetation includes terra firme forest, seasonally flooded forest and, on granitic outcrops, patches of seasonally dry forest. The largest area is covered by nutrient-poor oxisols with high contents of clay, gleysols can be found near rivers. Photos by S. Sourell, except where indicated. Produced by: Susanne Sourell with support from Cristalino Lodge, Vitória da Riva Carvalho, Dr. Rainer Radtke, Baden-Württembergisches Brasilien-Zentrum der Universität Tübingen and The Field Museum, Chicago, USA. This guide required the contribution of many experts in Neotropical fungi, details on page 39. D. Jean Lodge [dlodge@fs.fed.us], US Forest Service, Center for Forest Mycology Research – Forest Products Laboratory © Susanne Sourell [susanne.sourell@yahoo.com] Germany. [fieldguides.fieldmuseum.org] [719] version 3 10/2016



701 Hydnaceae



702 Hydnaceae



703 Hydnaceae



704 Hydnaceae



705 *Hydnopolyporus fimbriatus*



706 *Hydnopolyporus fimbriatus*



707 *Hymenochaete damicornis*



708 *Hymenochaete damicornis*



709 *Inflatostereum glabrum*



710 *Inflatostereum glabrum*



711 *Inflatostereum glabrum*



712 Meruliaceae



713 Meruliaceae



714 *Mycobonia* sp.



715 *Mycobonia* sp.



716 *Podoscypha nitidula*



717 *Podoscypha* sp. 1



718 *Podoscypha* sp. 2



719 *Podoscypha* sp. 2



720 *Podoscypha* sp. 3

Volume 1: FUNGI of Reserva Particular do Patrimônio Natural do Cristalino

D. Jean Lodge & Susanne Sourell

The RPPN Cristalino protects an evergreen ombrophilous forest in the southern Amazon Basin. The vegetation includes terra firme forest, seasonally flooded forest and, on granitic outcrops, patches of seasonally dry forest. The largest area is covered by nutrient-poor oxisols with high contents of clay, gleysols can be found near rivers. Photos by S. Sourell, except where indicated. Produced by: Susanne Sourell with support from Cristalino Lodge, Vitória da Riva Carvalho, Dr. Rainer Radtke, Baden-Württembergisches Brasilien-Zentrum der Universität Tübingen and The Field Museum, Chicago, USA. This guide required the contribution of many experts in Neotropical fungi, details on page 39. D. Jean Lodge [dlodge@fs.fed.us], US Forest Service, Center for Forest Mycology Research – Forest Products Laboratory © Susanne Sourell [susanne.sourell@yahoo.com] Germany. [fieldguides.fieldmuseum.org] [719] version 3 10/2016



721 *Podoscypha* sp. 3



722 *Podoscypha* sp. 4



723 *Podoscypha* sp. 4



724 *Podoscypha* sp. 5



725 *Podoscypha* sp. 5



726 *Stereum* sp. 1



727 *Stereum* sp. 1



728 *Stereum* sp. 2



729 *Stereum* sp. 2



730 *Stereum* sp. 3



731 *Stereum* sp. 3



732 *Clavaria neofossicola*
var. *armeniaca*



733 *Clavaria zollingeri* 1



734 *Clavaria zollingeri* 2
© Brigitte Fiebig



735 *Clavulina amazonensis*
© Brigitte Fiebig



736 *Clavulina* aff. *panurensis* © Brigitte Fiebig



737 *Clavulina* cf. *rugosa*



738 *Deflexula*
cf. *secundiramea*



739 *Deflexula* cf. *sprucei*



740 *Deflexula*
cf. *subsimplex*

Volume 1: FUNGI of Reserva Particular do Patrimônio Natural do Cristalino

D. Jean Lodge & Susanne Sourell

The RPPN Cristalino protects an evergreen ombrophilous forest in the southern Amazon Basin. The vegetation includes terra firme forest, seasonally flooded forest and, on granitic outcrops, patches of seasonally dry forest. The largest area is covered by nutrient-poor oxisols with high contents of clay, gleysols can be found near rivers. Photos by S. Sourell, except where indicated. Produced by: Susanne Sourell with support from Cristalino Lodge, Vitória da Riva Carvalho, Dr. Rainer Radtke, Baden-Württembergisches Brasilien-Zentrum der Universität Tübingen and The Field Museum, Chicago, USA. This guide required the contribution of many experts in Neotropical fungi, details on page 39. D. Jean Lodge [dlodge@fs.fed.us], US Forest Service, Center for Forest Mycology Research – Forest Products Laboratory © Susanne Sourell [susanne.sourell@yahoo.com] Germany. [fieldguides.fieldmuseum.org] [719] version 3 10/2016



741 *Deflexula* cf. *subsimplex*
var. *multifida* © B. Fiebig



742 *Deflexula* cf. *sulcispora*



743 *Lachnocladium* cf. *denudatum*



744 *Lentaria* cf. *micheneri*



745 *Lentaria* cf. *surculus*



746 *Lentaria* sp. 1



747 *Lentaria* sp. 2



748 *Lentaria* sp. 3



749 *Lentaria* sp. 4



750 *Macrotyphula* sp.



751 *Multiclavula* *vernalis*




752 *Pterula* cf. *juruensis*



753 *Pterula* sp. 1



754 *Pterula* sp. 2



755 *Pterula* sp. 3



756 *Pterula* sp. 4



757 *Pterula* sp. 5



758 *Ramaria stricta* group



759 *Ramaria* sp.



760 *Ramariopsis* sp.

Volume 1: FUNGI of Reserva Particular do Patrimônio Natural do Cristalino

D. Jean Lodge & Susanne Sourell

The RPPN Cristalino protects an evergreen ombrophilous forest in the southern Amazon Basin. The vegetation includes terra firme forest, seasonally flooded forest and, on granitic outcrops, patches of seasonally dry forest. The largest area is covered by nutrient-poor oxisols with high contents of clay, gleysols can be found near rivers. Photos by S. Sourell, except where indicated. Produced by: Susanne Sourell with support from Cristalino Lodge, Vitória da Riva Carvalho, Dr. Rainer Radtke, Baden-Württembergisches Brasilien-Zentrum der Universität Tübingen and The Field Museum, Chicago, USA. This guide required the contribution of many experts in Neotropical fungi, details on page 39. D. Jean Lodge [dlodge@fs.fed.us], US Forest Service, Center for Forest Mycology Research – Forest Products Laboratory © Susanne Sourell [susanne.sourell@yahoo.com] Germany. [fieldguides.fieldmuseum.org] [719] version 3 10/2016



761 *Tremellodendron* cf. *schweinitzii*



762 *Arcyria* sp.
MYXOGASTRIA



763 *Ceratiomyxa fruticulosa*



764 *Ceratiomyxa sphaerosperma*



765 *Ceratiomyxa* sp.



766 *Lycogala epidendrum*



767 *Physarum* sp.



768 *Trichia* sp.

Acknowledgements

This Field Guide could not have been realized without the input of many experts and we are deeply grateful for their collaboration and support.

We would like to express our thanks to: Tatiana Gibertoni for her invaluable insights in the Polyporales as well as various lignicolous species and the identification of many species; to Jadson Oliveira for sharing his deep knowledge on the Marasmiaceae and contributing many identifications; to Tatiana Sanjuan for identifying and commenting on the Cordicipitaceae; to Roo Vandegrift for sharing his knowledge about the Xylariaceae. We are particularly grateful to Ariadne Furtado and Jessie Uehling for their input on the Clavariaceae as well as Timothy J. Baroni for his comments on the Entolomataceae. We thank Larissa Trierveiler Pereira for her input on gasteroid fungi, Tiara Sousa Cabral for commenting on *Geastrum* and Caio Ambrósio Leal Dutra for his input on the Pterulaceae.

We are also grateful to João Araújo, Ricardo Braga Neto, Dennis Desjardin, Fernanda Karstedt, Altielys Magnago, Juan Luis Mata, Nelson Menolli Jr., Otto Miettinen, Danny Newman, Clark Ovrebo, Jair Putzke, Gerardo Robledo, Alan Rockefeller, Rodham Tulloss and Else Vellinga for helpful discussions and ID suggestions. We thank Michael Koltzenburg, Nicolas Niveiro and Meike Piepenbring for providing key literature. The authors also wish to acknowledge the support from Baden-Württembergisches Brasilien-Zentrum der Universität Tübingen and the contributions of the participants of the yearly realized Zoological Field Classes of University Tübingen [https://brasilienexkursion.wordpress.com/] organized by Rainer Radtke. We thank Jonas Benner for his input on the geology of RPPN Cristalino.

The second author is grateful for all contributions made by Mushroom Observer forum members [http://mushroomobserver.org/], in particular to Danny Newman, who shared his deep knowledge on Neotropical Fungi and provided many identifications. The second author would like to expressly thank her husband, Andreas, for his limitless support to this project, including the assistance in the field together with Jorge Lopez from Cristalino Lodge. Many thanks to everyone of Cristalino Lodge for the great hospitality, and last but not least, to Vitória da Riva Carvalho and family for their generous support to this project as well as for establishing and protecting the RPPN Cristalino and encouraging research and education through the Fundação Ecológica Cristalino and Escola da Amazônia [http://www.fundacaocristalino.org.br].

Very little is known about Amazonian fungi and several fungi in this Field Guide still need to be described and/or confirmed through future research. All fungi in this guide have been observed in the Alta Floresta and Novo Mundo region and on the private trail system of Cristalino Lodge, bordering both RPPN Cristalino and Parque Estadual do Cristalino.



769 RPPN Cristalino



770 Rio Cristalino



771 Cristalino river mouth
Rio Teles Pires



772 Terra firme forest



773 Seasonally dry forest



774 Seasonally flooded forest