

5/29/96

SANDIA REPORT

SAND96-1110 • UC-900

Unlimited Release


Printed May 1996

Annual Report: Procurement Organization, Sandia National Laboratories, Fiscal Year 1995

D. R. Stimak

Prepared by
Sandia National Laboratories
Albuquerque, New Mexico 87185 and Livermore, California 94550
for the United States Department of Energy
under Contract DE-AC04-94AL85000

Approved for public release; distribution is unlimited.



DISTRIBUTION OF THIS DOCUMENT IS UNLIMITED

MASTER

Issued by Sandia National Laboratories, operated for the United States Department of Energy by Sandia Corporation.

NOTICE: This report was prepared as an account of work sponsored by an agency of the United States Government. Neither the United States Government nor any agency thereof, nor any of their employees, nor any of their contractors, subcontractors, or their employees, makes any warranty, express or implied, or assumes any legal liability or responsibility for the accuracy, completeness, or usefulness of any information, apparatus, product, or process disclosed, or represents that its use would not infringe privately owned rights. Reference herein to any specific commercial product, process, or service by trade name, trademark, manufacturer, or otherwise, does not necessarily constitute or imply its endorsement, recommendation, or favoring by the United States Government, any agency thereof or any of their contractors or subcontractors. The views and opinions expressed herein do not necessarily state or reflect those of the United States Government, any agency thereof or any of their contractors.

Printed in the United States of America. This report has been reproduced directly from the best available copy.

Available to DOE and DOE contractors from
Office of Scientific and Technical Information
PO Box 62
Oak Ridge, TN 37831

Prices available from (615) 576-8401, FTS 626-8401

Available to the public from
National Technical Information Service
US Department of Commerce
5285 Port Royal Rd
Springfield, VA 22161


NTIS price codes
Printed copy: A08
Microfiche copy: A01

Annual Report Procurement Organization Sandia National Laboratories Fiscal Year 1995

D. R. Stimak
Procurement Organization
Sandia National Laboratories
Albuquerque, NM 87185


Abstract

This report summarizes the purchasing and transportation activities of the Procurement Organization for Fiscal Year 1995. Activities for both the New Mexico and California locations are included.



Contents

Operating Highlights for Fiscal Year 1995	7
Personnel	9
Type of Procurement	10
Small Business Procurements	11
Disadvantaged Business Procurements	12
Woman-Owned Business Procurements	13
8(a) Contractor Activity	14
New Mexico Commercial Business Procurements	15
Bay Area Commercial Business Procurements	16
Commitments by States and Foreign Countries	17
Transportation Activities	18
The Twenty-Five Commercial Contractors Receiving the Largest Dollar Commitments	19
Commercial Contractors Receiving Commitments of \$1,000 or Over	25
Integrated Contractor & Federal Agency Commitments of \$1,000 or Over From Sandia National Laboratories/New Mexico & California	147
Transportation Commitments of \$1,000 or Over From Sandia National Laboratories/ New Mexico & California	151



Operating Highlights for Fiscal Year 1995
(SNL New Mexico and California)

	<u>FY94</u>	<u>FY95</u>
Purchasing		
Number of contractors with whom Sandia did business	10,543	10,129

Purchasing Activity (\$ in millions)

Total business	\$991.4	\$804.4
Integrated Contractor and Federal Agency business	56.7	42.9
Commercial Contractor business	934.7	761.5
New Mexico business	468.4	335.6
Bay Area business	70.1	59.8
Educational, Nonprofit, and Other Government Agency business	40.1	56.6
GSA Supply Schedule	13.5	9.7
Foreign Manufacture	3.3	5.4
Small business	435.1	388.9
Woman—Owned business	65.9	64.3
Disadvantaged business	87.4	79.8
8(a) Contractors	24.7	37.5
Large business	442.8	300.9

Set—Aside Program

Small business Set—Asides	—	89.5
Disadvantaged/Woman—Owned Set—Asides	—	20.5
8(a) Pilot Program Set—Asides	—	15.0

Freight Activity

Tonnage—pounds (inbound/outbound)	6,922,367	10,547,782
Freight charges	\$2,057,410	\$2,729,964

Operating Highlights

Sandia/New Mexico

	<u>Purchasing Activity (\$ in millions)</u>		
	<u>FY94</u>	<u>FY95</u>	<u>Change (%)</u>
Total business	\$896.0	\$728.6	-19
Integrated Contractors & Federal Agencies	46.3	33.8	-27
GSA Supply Schedule	11.7	7.7	-34
Educational/Nonprofit	35.9	51.4	+43
Foreign Manufacture	3.2	5.2	+62
Other Government entities	0.05	0.8	+1500
Commercial Contractors	798.9	629.7	-21
Large business	394.4	271.3	-31
Small business	404.5	358.4	-11

Sandia/California

	<u>Purchasing Activity (\$ in millions)</u>		
	<u>FY94</u>	<u>FY95</u>	<u>Change (%)</u>
Total business	\$95.4	\$75.8	-21
Integrated Contractors & Federal Agencies	10.4	9	-13
GSA Supply Schedule	1.8	2.1	+17
Educational/Nonprofit	4.1	4.4	+7
Foreign Manufacture	0.07	0.2	+186
Other Government entities	0.001	0.001	0
Commercial Contractors	78.9	60.1	-24
Large business	48.3	29.6	-39
Small business	30.6	30.5	0

Personnel

	<u>FY91</u>	<u>FY92</u>	<u>FY93</u>	<u>FY94</u>	<u>FY95</u>
Sandia/New Mexico Personnel					
Management (Director, Department Managers & Team Supervisors)	27	21	19	24	21
Buyers, Procurement Specialists, & Administrative Staff	95	100	111	105	116
Secretarial & Clerical	56	45	47	50	47
Total	178	166	177	179	184

Sandia/California Commercial Procurement Org.

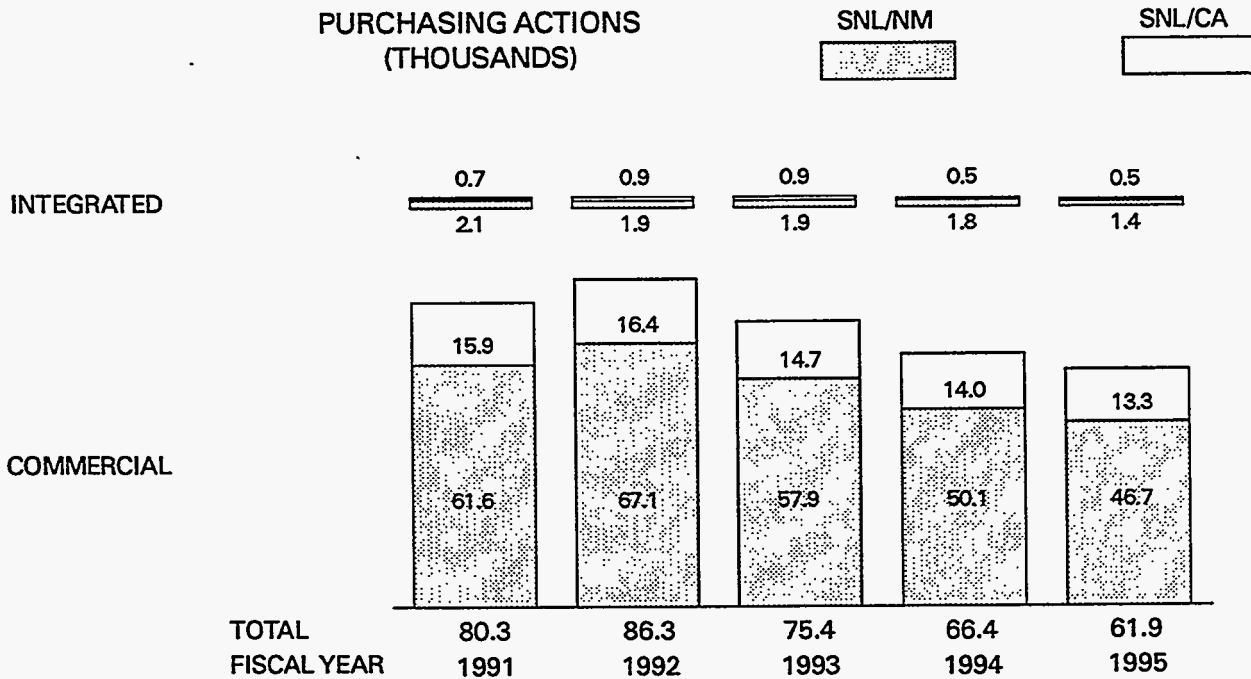
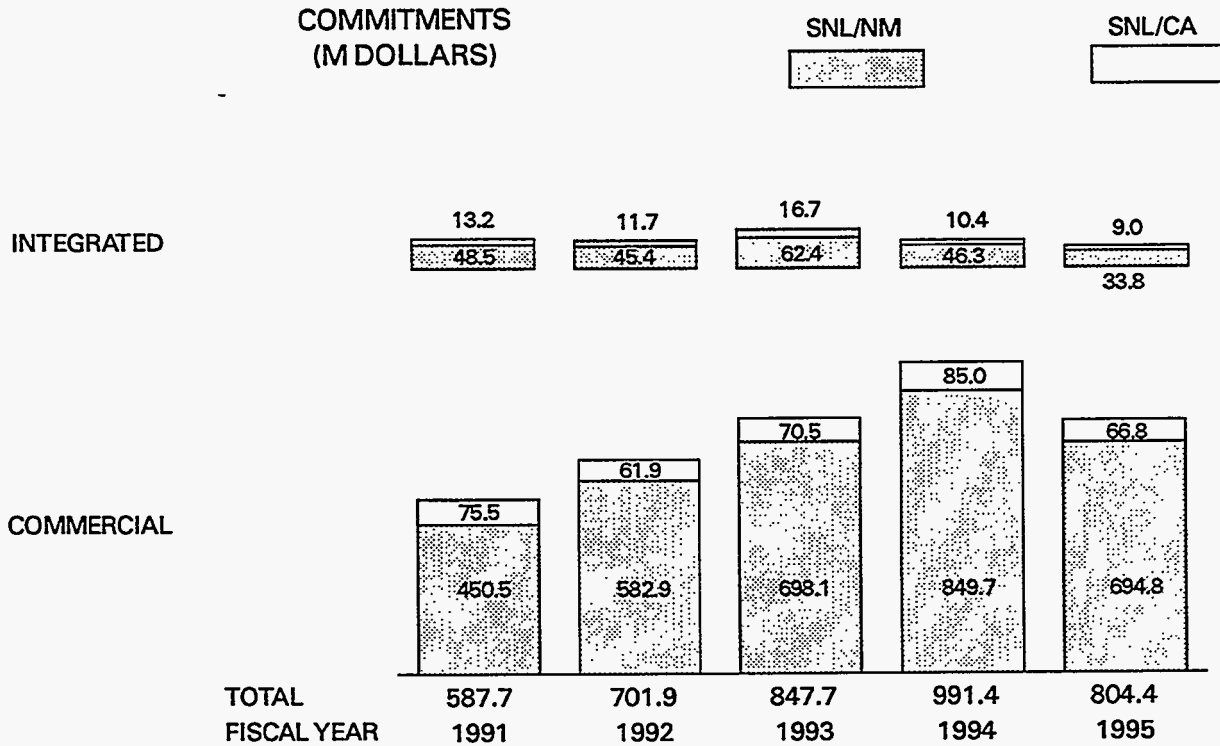
Management (Department Manager & Team Supervisor)	2	1	1	1	2
Buyers, Procurement Specialists, & Administrative Staff	14	14	16	15	14
Secretarial & Clerical	4	4	4	4	3
Total	20	19	21	20	19

Sandia/California Integrated Procurement Org.

Management (Department Manager)	1	1	1	1	1
Buyers, Procurement Specialists, & Administrative Staff	6	5	4	6	7
Secretarial & Clerical	1	1	1	1	1
Total	8	7	6	8	9

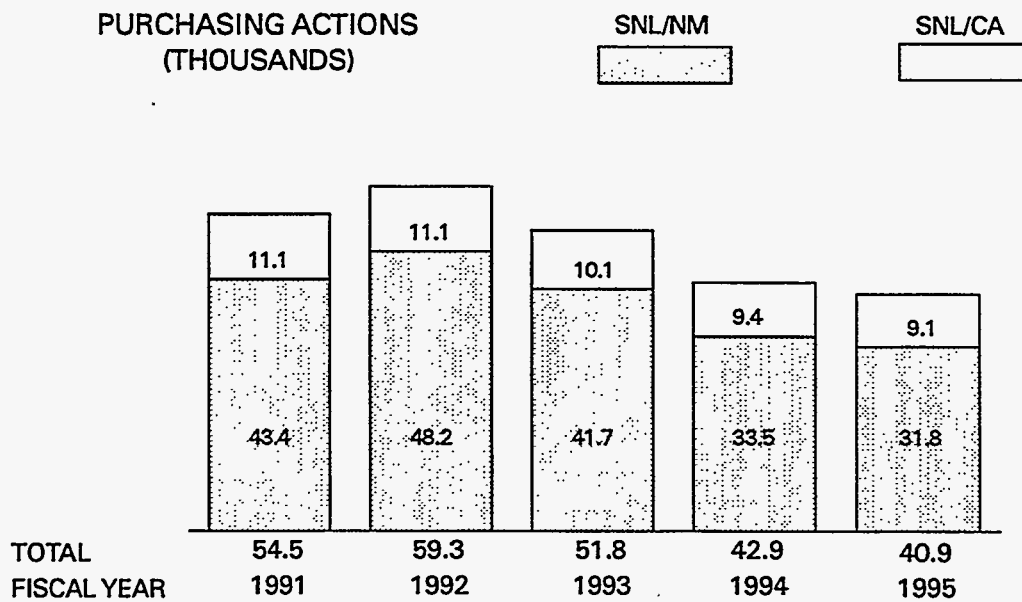
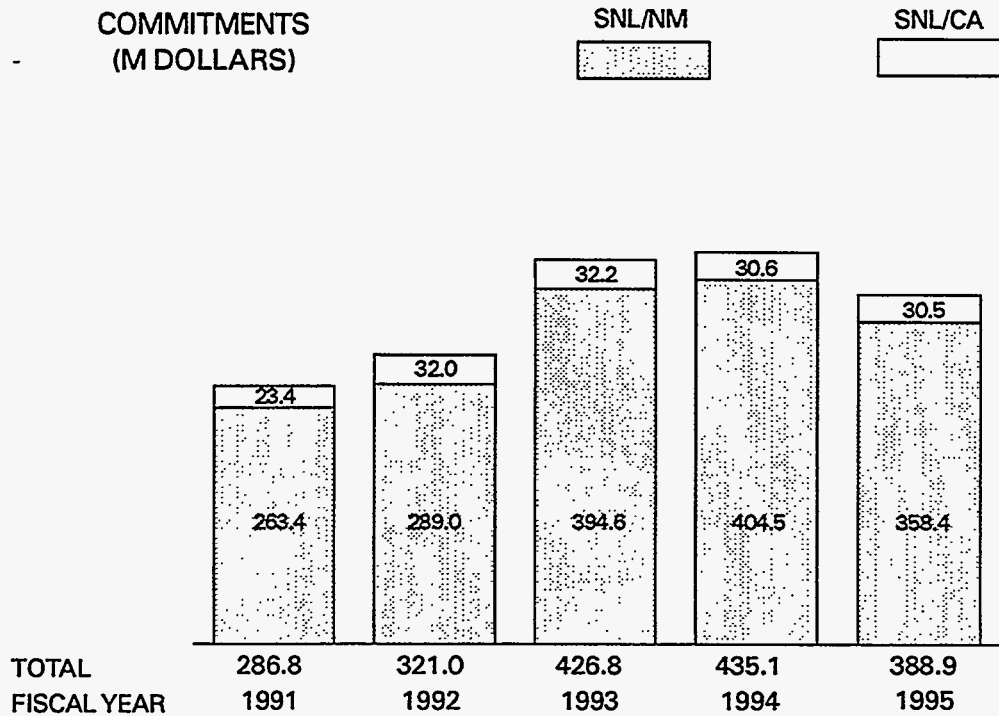
Type of Procurement

(Sandia/New Mexico & California)



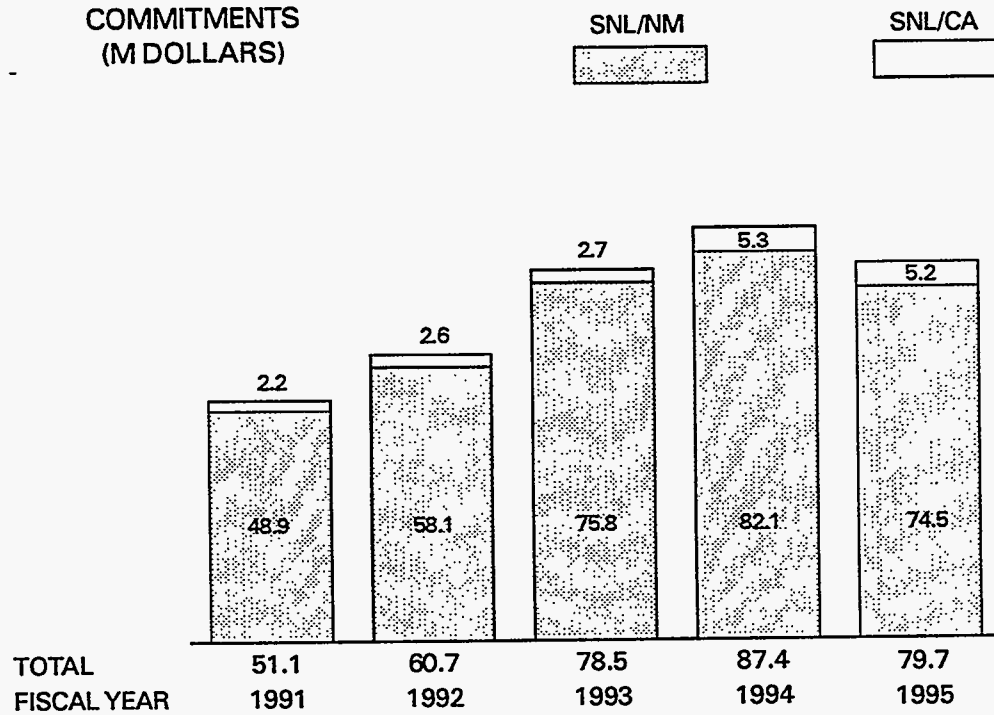
Small Business Procurements

(Sandia/New Mexico & California)



Disadvantaged Business Procurements

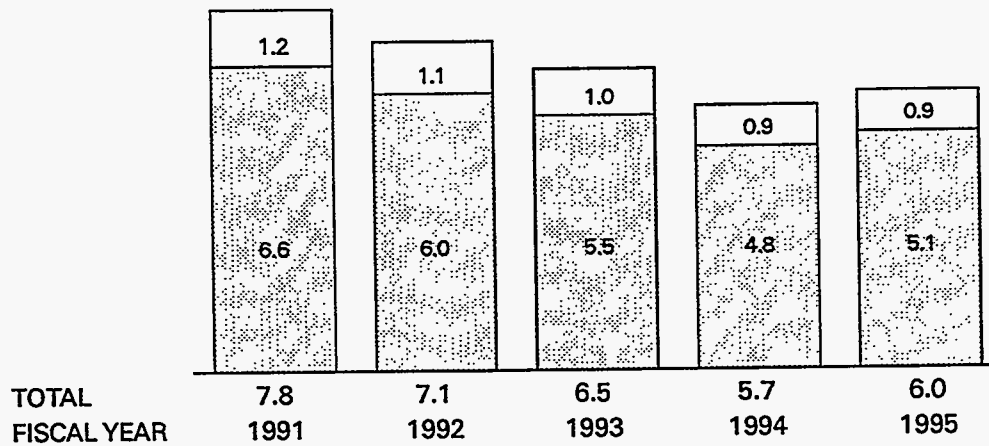
(Sandia/New Mexico & California)



PURCHASING ACTIONS (THOUSANDS)

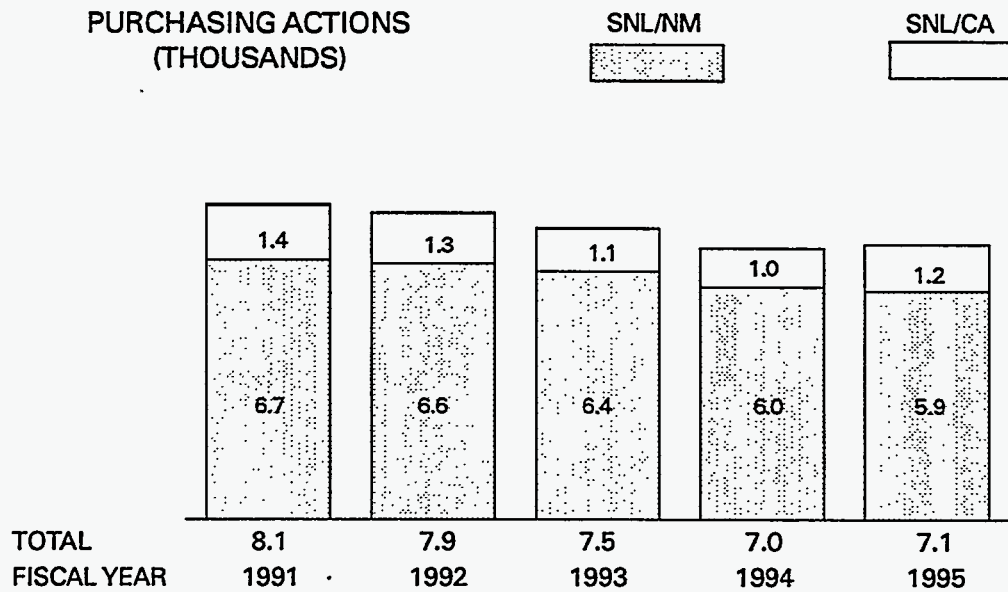
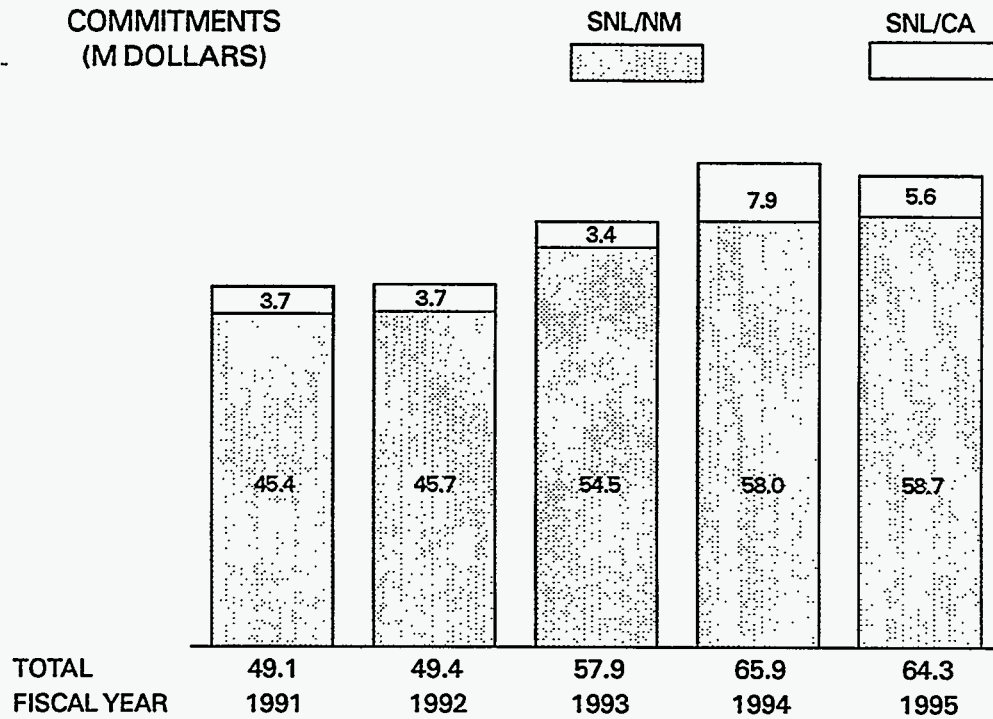
SNL/NM 

SNL/CA 



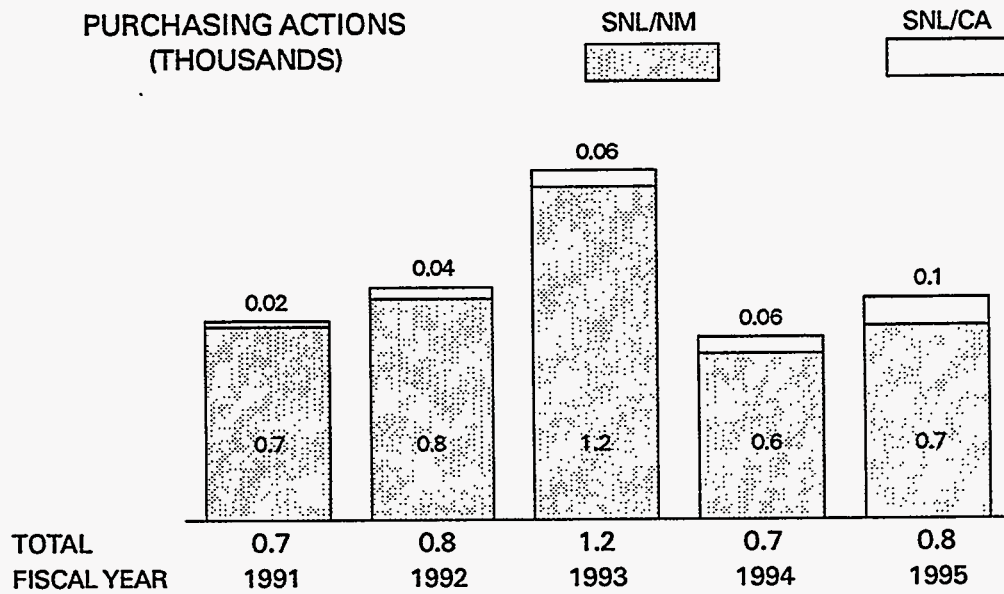
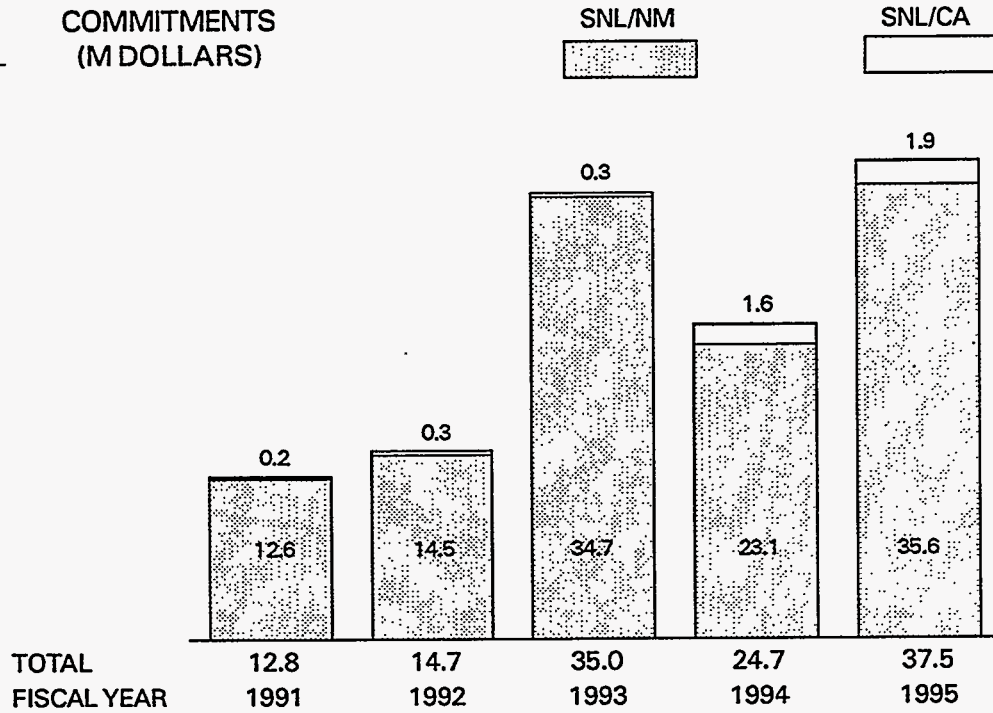
Woman-Owned Business Procurements

(Sandia/New Mexico & California)



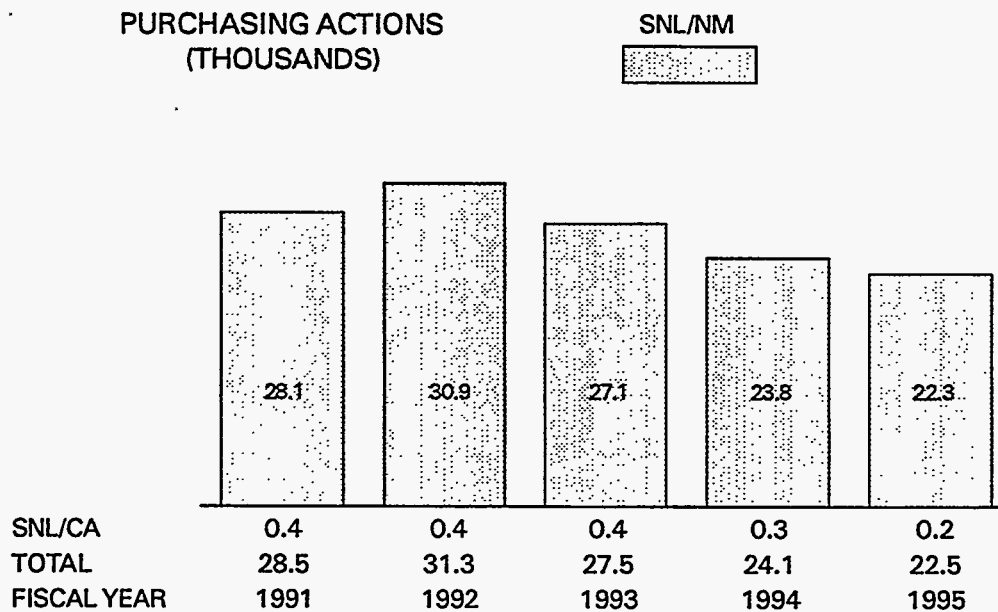
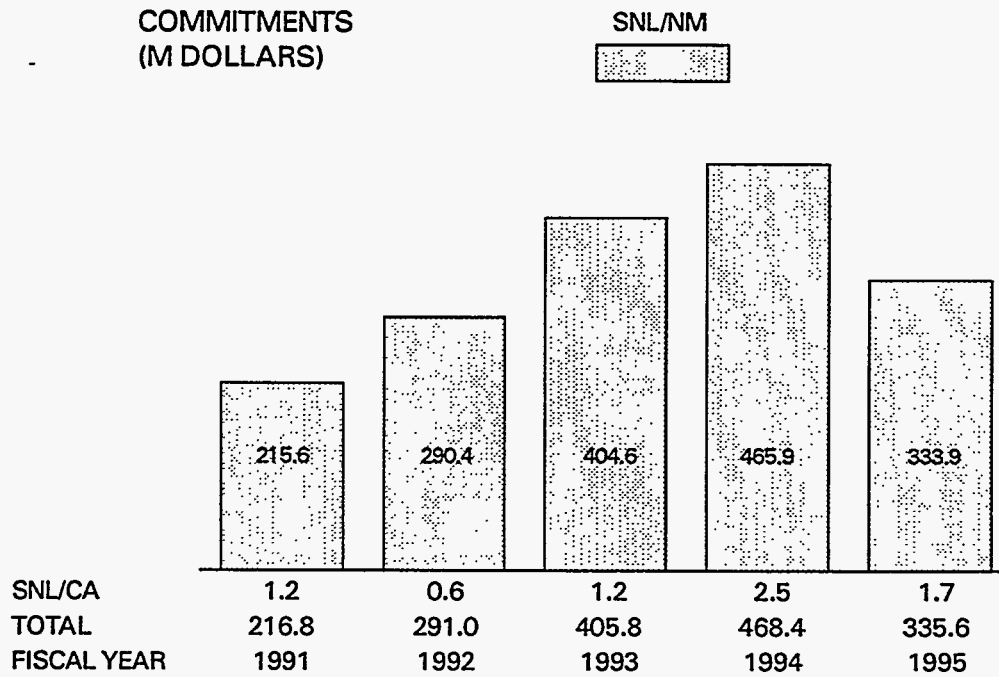
8(a) Contractor Activity

(Sandia/New Mexico & California)



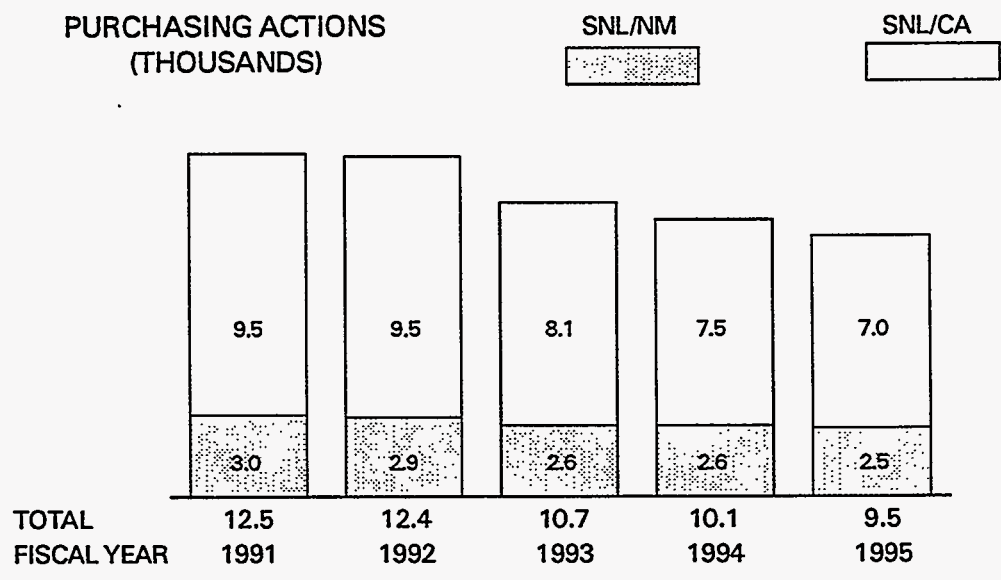
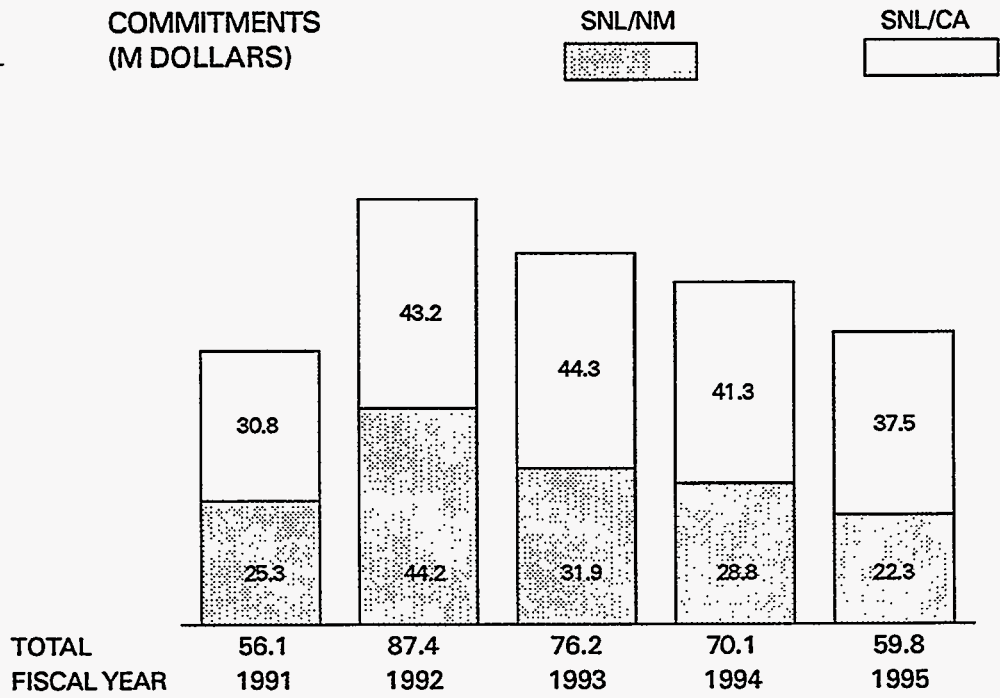
New Mexico Commercial Business Procurements

(Sandia/New Mexico & California)



Bay Area Commercial Business Procurements

(Sandia/New Mexico & California)



Commitments by States and Foreign Countries to Commercial Suppliers (SNL New Mexico and California)

Commitments

Contractors in the United States	\$751,922,629
Foreign	\$9,598,586
Total Commitments	\$761,521,215
Small Business Contractors	\$388,912,131

Total Number of Sources* 10,129

Commitments by States


State	Actions	Commitments	State	Actions	Commitments
Alabama	182	\$3,144,722	Nebraska	39	\$212,927
Alaska	18	34,577	Nevada	218	1,248,907
Arizona	1,528	23,492,884	New Hampshire	231	1,014,766
Arkansas	17	58,544	New Jersey	1,121	6,134,243
California	14,511	112,061,862	New Mexico	22,548	335,577,919
Colorado	1,958	32,934,221	New York	1,391	7,592,060
Connecticut	936	10,517,029	North Carolina	253	4,745,180
Delaware	65	301,859	North Dakota	3	20,000
District of Columbia	123	4,097,611	Ohio	762	6,149,647
Florida	588	4,444,564	Oklahoma	114	592,172
Georgia	284	16,760,347	Oregon	635	48,696,337
Hawaii	16	158,058	Pennsylvania	849	4,602,008
Idaho	96	1,032,784	Rhode Island	89	848,983
Illinois	1,077	6,038,650	South Carolina	190	10,594,162
Indiana	164	2,213,683	South Dakota	560	3,983,120
Iowa	59	1,035,568	Tennessee	184	2,193,210
Kansas	104	873,837	Texas	2,572	18,135,276
Kentucky	77	93,558	Utah	311	2,507,523
Louisiana	28	1,930,746	Vermont	65	436,905
Maine	20	25,270	Virginia	717	18,556,734
Maryland	641	15,920,351	Washington	572	5,340,205
Massachusetts	1,810	17,506,042	West Virginia	6	6,322
Michigan	372	2,983,026	Wisconsin	465	2,487,242
Minnesota	556	4,090,328	Wyoming	12	1,317,753
Mississippi	38	94,434	US Possessions	5	580,500
Missouri	297	5,811,379	Foreign Mfr.	309	5,388,091
Montana	34	692,595	Foreign Educational Inst.	191	4,210,495


*To the extent practicable, each supplier location was considered a separate source.

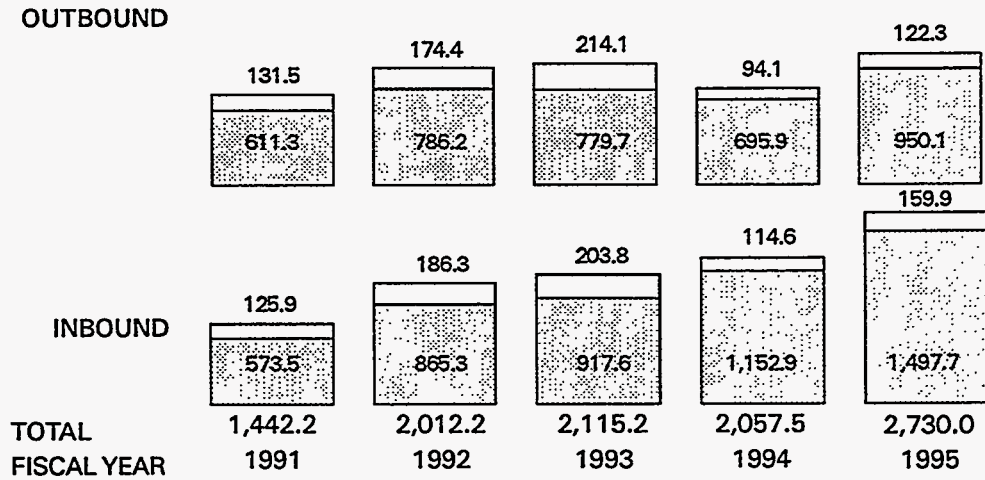
Transportation Activities

(Sandia/New Mexico & California)

CHARGES
(K DOLLARS)


SNL/NM


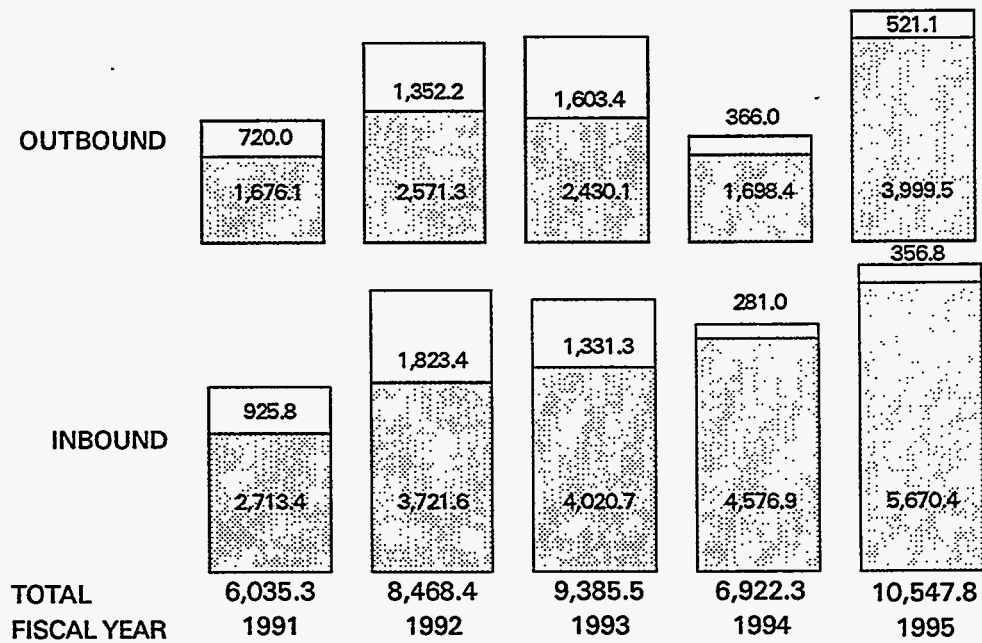
SNL/CA




TONNAGE
(THOUSANDS OF POUNDS)

SNL/NM


SNL/CA




**The Twenty–Five Commercial Contractors
Receiving the Largest Dollar Commitments**

The Twenty–Five Commercial Contractors Receiving the Largest Dollar Commitments


Commitments by Sandia/New Mexico Buyers

Intel Corp.		\$45,841,106
Tech Reps, Inc.		14,707,857
Science Applications International Corp.		13,883,973
Re/Spec, Inc.		12,496,387
Ball Aerospace & Technologies Corp.		11,730,432
University of New Mexico		11,100,800
DP Enterprises, Inc.		10,661,947
Southwest Hazard Control, Inc.		10,229,504
Digital Equipment Corp.		8,887,571
Advance Security, Inc.		8,821,468
Gram, Inc.		7,768,526
Computer One		7,596,902
Trujillo, A. T., Inc.		7,589,608
Hughes Santa Barbara Research Center		6,517,794
House, K. L. Construction Co., Inc.		6,226,652
General Engineering Laboratories		6,008,000
Spectra Research Institute		5,933,812
GTE Customer Networks, Inc.		5,890,698
Prudential Insurance, The		5,500,000
McBride & Associates		5,364,890
Business Environments		5,190,400
Hughes Danbury Optical Systems, Inc.		5,155,119
Geo–Centers, Inc.		4,962,943
Techsource Consulting, Inc.		4,886,503
KTech Corp.		4,849,771
	Total (34.2%)	\$237,802,660
Total Sandia/NM Commercial Commitments		\$694,754,598

The Twenty-Five Commercial Contractors Receiving the Largest Dollar Commitments


Commitments by Sandia/California Buyers

Johnson Controls World Service, Inc.		\$7,100,000
General Atomics Aeronautical		3,712,973
Kirk-Mayer, Inc.		2,461,159
Aurora Flight Sciences Corp.		1,952,019
Kaiser Foundation Health Plan, Inc.		1,700,000
Olsten Staffing Services		1,462,091
RRA, Inc.		1,200,000
Tad Technical Services Corp.		1,010,500
GE Capital Modular Space		999,998
Limit Point Systems		961,150
Silicon Graphics, Inc.		903,343
Sun Microsystems, Inc.		826,522
Science Applications International Corp.		808,908
Cabletron Systems, Inc.		733,556
Givens Electric, Inc.		690,000
GSE Construction Co., Inc.		645,286
Allied-Signal, Inc.		617,000
Washington Institute, Inc., The		607,500
Cray Research, Inc.		568,790
ADA Technologies, Inc.		491,911
EOA, Inc.		450,000
Covac Vacuum Services		446,880
Stanford, Leland Jr. University		434,816
Amet, Inc.		414,947
Coherent, Inc.		411,911
	Total (47.3%)	\$31,611,260
Total Sandia/CA Commercial Commitments		\$66,766,617



Commercial Contractors Receiving Commitments of \$1,000 or Over

Net commitments under \$1,000 are not listed
under Total \$.



Supplier Name	Total \$	SNL/NM \$	SNL/CA \$	NM \$
A&A MANUFACTURING CO.	1,624	1,624	0	0
A&A TECHNOLOGY, INC.	1,361	0	1,361	0
A&E SERVICES, INC.	2,506	2,506	0	2,506
A&M BUILDING SYSTEMS, INC.	13,050	13,050	0	13,050
A&P, INC.	1,050	1,050	0	1,050
A&R OFFICE MACHINES, INC.	1,763	1,763	0	1,763
A/C SUPPLY CO.	1,655	0	1,655	0
A ACTION UNIFORMS & APPAREL, INC.	1,438	1,438	0	1,438
A SYSTEMS	6,500	6,500	0	0
A-1 MACHINE, INC.	7,809	7,809	0	7,809
A-1 SELF STORAGE	1,214	1,214	0	1,214
AAA BUSINESS MACHINES, INC.	5,560	0	5,560	0
AAA SOLAR SERVICE & SUPPLY	19,900	19,900	0	19,900
AAPER ALCOHOL & CHEMICAL CO.	1,279	1,279	0	0
AAR CADILLAC MANUFACTURING	3,165	2,137	1,028	0
AARDVARK CORP.	3,399	3,399	0	0
ABACUS CONTROLS, INC.	48,480	48,480	0	0
ABB	3,095	3,095	0	0
ABB AIR PREHEATER, INC.	3,700	0	3,700	0
ABB COMBUSTION ENGINEERING, INC.	15,000	15,000	0	0
ABBA TECHNOLOGIES	273,127	273,127	0	273,127
ABBINK, RUSSELL E.	27,000	27,000	0	0
ABBOTT ALUMINUM, INC.	1,813	0	1,813	0
ABBOTT BROTHERS RAT HOLE SERVICE	15,250	15,250	0	15,250
ABBOTT ELECTRONICS, INC.	10,200	5,400	4,800	0
ABBOTT LABORATORIES	13,383	13,383	0	0
ABBVETCO GRAY, INC.	2,270	0	2,270	0
ABC OFFICE MACHINES	1,249	1,249	0	0
ABC POWER-VAC	4,999	4,999	0	4,999
ABC SUPPLY CO., INC.	8,659	8,659	0	8,659
ABEKAS VIDEO SYSTEMS	3,500	3,500	0	0
ABEYTA, JUAN R.	52,000	52,000	0	52,000
ABLESTIK LABORATORIES	5,465	5,465	0	0
ABM, INC.	5,692	888	4,804	0
ABRACADABRA VIDEO PRODUCTIONS	1,760	1,760	0	1,760
ABSOFT CORP.	3,713	2,505	1,208	0
ABTECH	19,870	0	19,870	0
AC ANALYTICAL CONTROLS, INC.	1,970	1,970	0	0
AC BATTERY CORP.	139,713	139,713	0	0
AC TECHNOLOGY	13,250	1,250	12,000	0
ACADEMIC BOOK CENTER, INC.	60,000	60,000	0	0
ACADEMY INVESTIGATIONS	15,000	0	15,000	0
ACCEL TECHNOLOGIES, INC.	10,878	8,293	2,585	0
ACCELERATED TECHNOLOGIES	55,298	0	55,298	0
ACCELERATION ASSOCIATES	11,743	11,743	0	11,743
ACCENT BUSINESS CENTER	1,000	1,000	0	1,000
ACCESS COMPUTER TECHNOLOGIES	1,079	0	1,079	0
ACCESS ELECTRONICS CORP.	1,445	451	994	0
ACCESS INNOVATIONS, INC.	100,000	100,000	0	100,000
ACCESS SUPERHIGHWAY, INC.	1,925	0	1,925	0
ACCOUNTABILITY & DEVELOPMENT ASSOCIATES	237,205	237,205	0	237,205
ACCOUNTING BASED CONCEPTS FOR SUCCESS	7,000	7,000	0	0
ACCSYS TECHNOLOGY, INC.	1,200	1,200	0	0
ACCU-LABS RESEARCH, INC.	200,625	200,625	0	0
ACCULEX CORP.	2,229	1,164	1,065	0
ACCURATE FORMS & SUPPLIES	1,066	1,066	0	0
ACCURATE MACHINE & TOOL CO.	428,413	428,413	0	428,413

Supplier Name	Total \$	SNL/NM \$	SNL/CA \$	NM \$
ACCURATE SCREW MACHINE PRODUCTS, INC.	3,235	2,399	837	0
ACCUSTANDARD, INC.	1,495	1,495	0	0
ACCUTECH SYSTEMS	3,807	3,807	0	3,807
ACCUTRAK MANUFACTURING CORP.	12,126	12,126	0	12,126
ACE GLASS, INC.	11,920	9,320	2,600	0
ACE PEST CONTROL	2,032	2,032	0	2,032
ACE TECHNOLOGIES	2,298	2,298	0	0
ACETO CHEMICAL CO., INC.	1,781	0	1,781	0
ACHIEVE COMPUTER SOLUTIONS	9,000	9,000	0	9,000
ACHIEVE TECHNOLOGY, INC.	1,408	1,408	0	0
ACL SERVICES, LTD.	8,130	8,130	0	0
ACM REPAIR & SERVICE	2,851	2,851	0	2,851
ACMA COMPUTERS, INC.	3,312	0	3,312	0
ACME ELECTRIC CORP.	337,511	337,511	0	0
ACME ENVIRONMENTAL	4,480	4,480	0	4,480
ACME FENCE, INC.	6,443	6,443	0	6,443
ACME SECURITY SYSTEMS	4,827	0	4,827	0
ACOPIAN TECHNICAL CO.	7,682	6,532	1,150	0
ACORN COMPUTER	61,915	0	61,915	0
ACORN WIRE & IRON WORKS	2,960	2,960	0	0
ACRES INTERNATIONAL CORP.	60,000	60,000	0	0
ACT GIS, INC.	20,000	20,000	0	0
ACT LABS	1,911	1,911	0	0
ACTA, INC.	68,000	68,000	0	0
ACTEL CORP.	181,813	181,813	0	0
ACTION HOSE	1,611	1,611	0	1,611
ACTION SAFETY SUPPLY	1,420	1,420	0	1,420
ACTIVATE, INC.	500,000	500,000	0	0
ACTON RESEARCH CORP.	36,170	28,910	7,260	0
ACTON, RUSSELL U.	5,472	5,472	0	5,472
ACTS CORP.	14,800	14,800	0	0
ACUITY RESEARCH, INC.	8,325	0	8,325	0
ACULIGHT CORP.	394,416	394,416	0	0
AD TECH	72,553	0	72,553	0
ADA TECHNOLOGIES, INC.	491,911	0	491,911	0
ADAPTEC, INC.	4,046	4,046	0	0
ADAPTIVE DESIGN	6,874	6,874	0	0
ADAPTIVE SOLUTIONS, INC.	19,290	0	19,290	0
ADC COLORADO	1,075	1,075	0	0
ADC COMPONENTS	1,033	1,033	0	0
ADCS	32,466	32,466	0	0
ADC, LTD.	298,000	298,000	0	298,000
ADE CORP.	32,242	32,242	0	0
ADEMCO DISTRIBUTION, INC.	69,725	69,725	0	69,725
ADEPT TECHNOLOGY, INC.	269,805	268,901	904	0
ADGAP GROUP	1,850	1,850	0	0
ADHERENT TECHNOLOGIES	16,920	16,920	0	16,920
ADLER ROYAL BUSINESS MACHINES, INC.	3,332	0	3,332	3,332
ADOBE SYSTEMS, INC.	5,055	4,177	878	0
ADVANCE GEOPHYSICAL CORP.	80,282	80,282	0	0
ADVANCE SECURITY, INC.	8,821,468	8,821,468	0	0
ADVANCED BUSINESS SYSTEMS	1,383	1,383	0	1,383
ADVANCED CAM TECHNOLOGIES	1,000	1,000	0	0
ADVANCED CERAMICS CORP.	55,419	51,116	4,303	0
ADVANCED COMMUNICATIONS & ELECTRONICS, INC.	20,000	20,000	0	20,000
ADVANCED COMPOSITES GROUPS, INC.	4,600	4,600	0	0
ADVANCED COMPOSITES TECH	1,662	1,662	0	0

Supplier Name	Total \$	SNL/NM \$	SNL/CA \$	NM \$
ADVANCED CONCEPTS	2,353	2,353	0	0
ADVANCED CONTROL SYSTEMS, INC.	645,000	645,000	0	0
ADVANCED CONTROLS	4,500	4,500	0	0
ADVANCED DATA MANAGEMENT, INC.	17,100	17,100	0	0
ADVANCED DATA RECOVERY	3,000	3,000	0	0
ADVANCED DATA SYSTEMS	1,535	1,535	0	1,535
ADVANCED ENERGY INDUSTRIES, INC.	13,250	4,600	8,650	0
ADVANCED ID SYSTEMS	1,693	0	1,693	0
ADVANCED IMAGING DISTRIBUTORS	3,625	3,625	0	0
ADVANCED LOGIC RESEARCH, INC.	42,685	42,685	0	0
ADVANCED MANUFACTURING RESEARCH	17,000	17,000	0	0
ADVANCED MICROTECHNOLOGY, INC.	19,100	19,100	0	19,100
ADVANCED MOTION SOLUTIONS	1,120	1,120	0	0
ADVANCED OFFICE SYSTEMS	4,853	0	4,853	0
ADVANCED PACKAGING, INC.	7,590	7,590	0	0
ADVANCED PHOTOVOLTAIC SYSTEMS	29,305	29,305	0	0
ADVANCED PROCESSING LABORATORIES, INC.	46,526	46,526	0	0
ADVANCED RESEARCH SYSTEMS	2,915	0	2,915	0
ADVANCED RESEARCH & APPLICATIONS CORP. (ARACOR)	9,550	9,550	0	0
ADVANCED SAFEGUARDS	2,001	2,001	0	0
ADVANCED SCIENTIFIC CHEMICAL, INC.	1,500	1,500	0	0
ADVANCED SOFTWARE PRODUCTS GROUP, INC.	2,085	2,085	0	0
ADVANCED SPECIALTY GASES, INC.	3,214	0	3,214	0
ADVANCED SURFACE TECHNOLOGY, INC.	24,897	24,897	0	0
ADVANCED SYSTEMS GROUP INTERNATIONAL (ASGI)	2,192	2,192	0	0
ADVANCED TECHNOLOGIES & LABORATORIES INTERNATIONAL, INC.	2,000,000	2,000,000	0	0
ADVANCED TECHNOLOGY CENTER	1,130	1,130	0	0
ADVANCED TECHNOLOGY CORP.	113,050	0	113,050	0
ADVANCED TECHNOLOGY MATERIALS, INC. (ATM)	6,396	6,396	0	0
ADVANCED TECHNOLOGY, INC.	2,356	2,356	0	0
ADVANCED VACUUM COMPONENTS	2,000	2,000	0	0
ADVANCED VISUAL SYSTEMS, INC.	199,217	185,817	13,400	0
ADVANTAGE MEMORY CORP.	5,622	0	5,622	0
ADVANTAGE TECHNICAL SERVICES	7,100	7,100	0	7,100
ADVANTAGE TECHNOLOGY, INC.	1,748	1,748	0	0
ADVANTECH SYSTEMS RESOURCE	98,284	98,284	0	0
ADVANTEST AMERICA, INC.	62,941	62,941	0	0
ADVANTOR CORP.	272,583	272,583	0	0
ADVERTISING SPECIALISTS	1,348	0	1,348	0
ADVIN SYSTEMS	1,094	1,094	0	0
AEA CFDS, INC.	74,000	74,000	0	0
AEA TECHNOLOGY	60,000	60,000	0	0
AECL TECHNOLOGIES	17,169	17,169	0	0
AEGIS SOFTWARE CORP.	4,950	4,950	0	0
AEL DEFENSE CORP.	50,000	50,000	0	0
AEM SERVICES, INC.	10,000	10,000	0	0
AEON SYSTEMS, INC.	158,945	158,945	0	158,945
AERO TEC LABORATORIES, INC.	9,423	9,423	0	0
AERODYNE CONTROLS CORP.	3,981	3,981	0	0
AEROFEED, INC.	4,921	4,921	0	0
AEROJET GENERAL CORP.	3,014,979	3,007,479	7,500	0
AEROMETRICS, INC.	2,200	1,200	1,000	0
AEROSPACE CONTROLS CORP.	10,413	10,413	0	0
AEROSPACE CORP., THE	251,759	251,759	0	0
AERO-TECH SOUTHWEST	8,915	8,915	0	0

Supplier Name	Total \$	SNL/NM \$	SNL/CA \$	NM \$
AEROTECH WORLD TRADE	6,036	6,036	0	0
AEROTECH, INC.	187,871	72,456	115,415	0
AEROTEST OPERATIONS, INC.	5,267	5,000	267	0
AEROTRON-REPCO SALES, INC.	21,588	21,588	0	0
AEROWAVE, INC.	4,000	4,000	0	0
AET THERMAL	5,605	5,605	0	0
AFC AIR FILTER & FIRE EQUIPMENT CO.	3,000	3,000	0	0
AFFINITY, INC.	5,001	5,001	0	0
AFFTREX, LTD.	291,450	291,450	0	0
AFTER GLOW, INC.	1,750	0	1,750	0
AG ASSOCIATES	5,128	5,128	0	0
AGL CO.	1,814	1,814	0	1,814
AGUIRRE ENGINEERS, INC.	2,761,650	2,761,650	0	0
AIB SOFTWARE	1,122	1,122	0	0
AIC CONFERENCES, INC.	1,395	1,395	0	0
AIDANT FIRE PROTECTION CO.	35,000	35,000	0	35,000
AID-EMPLOYMENT	165,000	0	165,000	0
AIMTECH CORP.	2,995	2,995	0	0
AIO MICROSERVICE	15,743	15,743	0	0
AIR CONTROL, INC.	6,342	6,342	0	0
AIR FILTER SALES & SERVICE	2,689	0	2,689	0
AIR FILTER/CONTROL	9,087	0	9,087	0
AIR LIQUIDE AMERICA CORP.	2,045	132	1,913	0
AIR PRODUCTS & CHEMICALS, INC.	82,750	82,150	600	82,150
AIR REP CO.	2,099	2,099	0	2,099
AIR STRUCTURES, INC.	1,200	1,200	0	0
AIR TECHNICS	1,240	1,240	0	0
AIRBORN, INC.	243,117	243,011	106	0
AIR-DRAULICS CO.	68,592	68,592	0	63,418
AIRONET CANADA, LTD.	24,732	24,732	0	0
AIR-VAC ENGINEERING CO., INC.	42,873	42,873	0	0
AISES PUBLISHING, INC.	3,608	3,608	0	0
AIXTRON, INC.	58,237	58,237	0	0
AJR TECHNOLOGY	3,528	3,528	0	0
AKAL SECURITY	9,800	9,800	0	9,800
AKO, INC.	4,586	4,586	0	0
AKUTAGAWA, YOSHIRO	1,690	1,690	0	1,690
ALACRON, INC.	13,894	13,894	0	0
ALAMEDA APPLIED SCIENCES CORP.	311,466	311,466	0	0
ALAMEDA ELECTRICAL DIST.	11,618	0	11,618	0
ALAMEDA TOOL ENGINEERING CORP. (ALTEC)	90,111	90,111	0	90,111
ALAMEDA UNIFIED SCHOOL DISTRICT	4,505	0	4,505	0
ALAMO IRON WORKS, INC.	102,044	102,044	0	102,044
ALBERT ENGINEERING	54,000	54,000	0	0
ALBERT, THOMAS E. & ASSOCIATES, INC.	50,000	50,000	0	0
ALBUCHEMIST, INC.	7,455	7,455	0	7,455
ALBUQUERQUE AMBULANCE	58,000	58,000	0	58,000
ALBUQUERQUE BALLOON CENTER, INC.	32,676	32,676	0	32,676
ALBUQUERQUE BICYCLE CENTER	2,964	2,964	0	2,964
ALBUQUERQUE BIOMEDICAL, LTD.	2,445	2,445	0	2,445
ALBUQUERQUE BLUEPRINT CO.	1,906	1,906	0	1,906
ALBUQUERQUE CHEMICAL CO.	1,267	1,267	0	1,267
ALBUQUERQUE COLOR TV	1,265	1,265	0	1,265
ALBUQUERQUE GARAGE DOOR SALES & SERVICE	6,000	6,000	0	6,000
ALBUQUERQUE HISPANO CHAMBER OF COMMERCE, THE	10,000	10,000	0	10,000
ALBUQUERQUE L&L ELECTRONICS, INC.	564,962	564,962	0	564,962
ALBUQUERQUE OFFICE EQUIPMENT, INC.	4,474	4,474	0	4,474

Supplier Name	Total \$	SNL/NM \$	SNL/CA \$	NM \$
ALBUQUERQUE OPTICAL REPAIR	2,480	2,480	0	2,480
ALBUQUERQUE PROFESSIONAL CARPET CARE	3,060	3,060	0	3,060
ALBUQUERQUE PUBLIC SCHOOLS	50,592	50,592	0	50,592
ALBUQUERQUE ROCK PRODUCTS	7,318	7,318	0	7,318
ALBUQUERQUE SIGN PRINT	1,145	1,145	0	1,145
ALBUQUERQUE SPECIALTY ADVERTISING (ASA)	1,199	1,199	0	1,199
ALBUQUERQUE TECHNICAL-VOCATIONAL INSTITUTE	25,030	25,030	0	25,030
ALBUQUERQUE TRAILER REPAIR	5,594	5,594	0	5,594
ALBUQUERQUE VALVE & FITTING CO.	613,026	613,026	0	613,026
ALBUQUERQUE WINDUSTRIAL CO.	18,068	18,068	0	18,068
ALBUQUERQUE YAMAHA	3,425	3,425	0	3,425
ALBUQUERQUE YMCA	3,000	3,000	0	3,000
ALCAN ALUMINUM CORP.	16,390	0	16,390	0
ALCATEL CANADA WIRE, INC.	1,712	0	1,712	0
ALCATEL NETWORK SYSTEMS, INC.	1,951	1,951	0	0
ALCATEL VACUUM PRODUCTS, INC.	48,060	42,320	5,740	40,310
ALCOA FUJIKURA, LTD.	3,120	3,120	0	0
ALDRICH CHEMICAL CO., INC.	68,549	38,843	29,706	0
ALESSI, INC.	2,930	2,930	0	0
ALEXANDER BATTERY CO. WEST, INC.	4,754	3,266	1,488	0
ALEXANDER, JOHN A.	2,784	2,784	0	0
ALGOR, INC.	19,550	19,400	150	0
ALHAMBRA	15,000	0	15,000	0
ALIAS/WAVEFRONT, INC.	68,706	58,348	10,358	0
ALIGN-RITE CORP.	190,182	190,182	0	0
ALL AMERICAN ENTERPRISES, INC.	250,952	250,952	0	250,952
ALL AMERICAN INSULATION	12,492	12,492	0	12,492
ALL AMERICAN SEMICONDUCTOR	10,735	10,735	0	0
ALL AMERICAN SUPPLY, INC.	24,642	24,642	0	24,642
ALL CHEMICAL DISPOSAL, INC.	325,000	0	325,000	0
ALL PHASE ELECTRIC SUPPLY CO.	10,002	0	10,002	0
ALLAN AIRCRAFT SUPPLY CO.	2,187	0	2,187	0
ALLEN INSTRUMENT CO.	4,183	4,183	0	4,183
ALLEN-BRADLEY CO.	118,671	116,498	2,173	115,970
ALLEN-STUART EQUIPMENT CO., INC.	2,940	2,940	0	0
ALLIANCE ELECTRONICS	1,887,207	1,870,703	16,503	1,865,854
ALLIANCE FIRE PROTECTION, INC.	10,559	10,559	0	10,559
ALLIANCE TECHNOLOGIES, INC.	377,079	377,079	0	377,079
ALLIANT TECHSYSTEMS, INC.	46,750	46,750	0	0
ALLIED BUSINESS SYSTEMS	5,834	0	5,834	0
ALLIED DEVICES CORP.	1,122	229	893	0
ALLIED ELECTRONICS CORP.	12,308	6,065	6,243	986
ALLIED HIGH TECH PRODUCTS	26,220	4,138	22,082	0
ALLIED REFRIGERATION, INC.	3,412	0	3,412	0
ALLIED SCALE & EQUIPMENT CO.	3,249	3,249	0	3,249
ALLIED SCHOOL & OFFICE PRODUCTS	10,017	10,017	0	10,017
ALLIED TECHNOLOGY GROUP	408,520	408,520	0	0
ALLIED-SIGNAL, INC.	1,112,571	495,571	617,000	0
ALLISON ENGINEERING, INC.	100,000	100,000	0	100,000
ALLMICRO, INC.	2,830	2,830	0	0
ALLOY HARD SURFACING, INC.	1,533	0	1,533	0
ALLOY PRODUCTS CORP.	3,315	3,315	0	0
ALL-PAK	1,153	1,153	0	0
ALL-RUSSIAN RESEARCH INSTITUTE OF AUTOMATICS (VNIIA), THE	326,550	326,550	0	0
ALLS, C. RAYMOND	6,000	6,000	0	6,000
ALLTECH ASSOCIATES, INC.	12,898	10,536	2,362	0
ALLTECH ENVIRONMENTAL	1,600	1,600	0	1,600

Supplier Name	Total \$	SNL/NM \$	SNL/CA \$	NM \$
ALL-TEMP ENGINEERING	2,893	0	2,893	0
ALMETEK INDUSTRIES, INC.	1,133	1,133	0	0
ALMONT ENGINEERING	6,000	0	6,000	0
ALOHA RV, INC.	4,990	4,990	0	4,990
ALPHA CD IMAGING	1,015	0	1,015	0
ALPHA COMPUTER CONCEPTS	1,860	0	1,860	0
ALPHA CONSULTING	18,026	18,026	0	0
ALPHA LASER SERVICES	7,004	7,004	0	0
ALPHA METALS, INC.	3,215	3,215	0	0
ALPHA OMEGA INSTRUMENT CORP.	4,725	4,725	0	0
ALPHA PHOTO PRODUCTS, INC.	4,921	0	4,921	0
ALPHA SPECTRA, INC.	1,690	1,690	0	0
ALPHAGRAPHICS PRINTSHOPS OF THE FUTURE	35,977	35,977	0	35,977
ALPHAQUEST	7,315	0	7,315	0
ALPINE ELECTRONICS	1,120	0	1,120	0
ALPINE IMAGE SYSTEMS, INC.	9,990	9,990	0	0
ALPINE MECHANICAL	4,936	0	4,936	0
ALSIMAG TECHNICAL CERAMICS, INC.	10,828	10,828	0	0
ALSYS, INC.	2,700	0	2,700	0
ALTA GROUP OF CADENCE DESIGN SYSTEMS, INC.	19,167	19,167	0	0
ALTA TECHNOLOGY	2,975	2,975	0	0
ALTAIR GASES & EQUIPMENT CO.	4,810	0	4,810	0
ALTERA CORP.	263,037	263,037	0	261,553
ALTERATION CENTER	1,464	1,464	0	1,464
ALTERNATIVE BUSINESS SYSTEMS	2,348	2,348	0	2,348
ALTEX ELECTRONICS	2,614	2,614	0	0
ALTIMA SYSTEMS, INC.	7,757	7,757	0	0
ALUMINUM DOOR SERVICE	1,846	1,846	0	1,846
ALUMNI CONSULTING GROUP	2,900	2,900	0	0
ALVARADO CONSTRUCTION, INC.	205,000	205,000	0	0
AMALCO METALS, INC.	2,241	0	2,241	0
AMARILLO COMPUTER	1,598	1,598	0	0
AMATEUR ELECTRONIC SUPPLY, INC. (AES)	16,131	15,252	878	0
AMAX ENGINEERING CORP.	7,230	7,230	0	0
AMBASSADOR BOOK SERVICE, INC.	448,308	448,308	0	0
AMBER ENGINEERING, INC.	59,439	45,000	14,439	0
AMBER TEK SYSTEMS, INC.	3,470	3,470	0	0
AMBU, INC.	2,895	2,895	0	0
AMCC	12,048	12,048	0	12,048
AMCO ENGINEERING CO.	1,777	0	1,777	0
AMERICAN ACRYLICS & PLASTICS, INC.	1,125	1,125	0	0
AMERICAN ADVANTECH CORP.	2,455	2,255	200	0
AMERICAN AEROSPACE CONTROLS, INC.	9,520	9,520	0	0
AMERICAN AEROSPACE MATERIALS	1,140	1,140	0	0
AMERICAN ARIUM	6,490	6,490	0	0
AMERICAN BACKFLOW SPECIALTIES	2,907	0	2,907	0
AMERICAN BRISTOL INDUSTRIES, INC.	7,300	0	7,300	0
AMERICAN BUILDING	2,791	2,791	0	2,791
AMERICAN BUSINESS LISTS, INC.	2,500	0	2,500	0
AMERICAN CERAMIC SOCIETY, THE	3,223	3,223	0	0
AMERICAN CHEMICAL SOCIETY	5,283	4,196	1,087	0
AMERICAN CHILLER SERVICE	70,000	0	70,000	0
AMERICAN COLOR CORP.	6,800	0	6,800	0
AMERICAN COMPUTER HARDWARE CORP.	1,095	1,095	0	0
AMERICAN COMPUTING & ELECTRONICS, INC.	127,335	127,335	0	127,335
AMERICAN DIGITAL CARTOGRAPHY	1,550	1,550	0	0
AMERICAN DYNAMICS	58,638	44,602	14,036	0

Supplier Name	Total \$	SNL/NM \$	SNL/CA \$	NM \$
AMERICAN FENCE COMPANY OF NEW MEXICO, INC.	1,527	1,527	0	1,527
AMERICAN FURNITURE CO., INC.	313,031	313,031	0	313,031
AMERICAN GEOPHYSICAL UNION	5,022	5,022	0	0
AMERICAN GRINDING & MACHINE CO.	9,150	9,150	0	0
AMERICAN HOLOGRAPHIC	11,590	11,590	0	0
AMERICAN HOME FURNISHINGS	2,955	2,955	0	2,955
AMERICAN INDUSTRIAL HYGIENE ASSOC. (AIHA)	1,540	1,540	0	0
AMERICAN INDUSTRIAL PLASTICS, INC.	3,044	3,044	0	0
AMERICAN INDUSTRIAL XRAY SERVICES	1,500	1,500	0	0
AMERICAN INSTITUTE OF PHYSICS, INC.	1,831	347	1,484	0
AMERICAN LABELMARK CO., INC.	3,914	3,086	829	0
AMERICAN LASER SYSTEMS, INC.	1,110	0	1,110	0
AMERICAN LINEN SUPPLY CO.	89,885	89,885	0	89,885
AMERICAN LOCK & SUPPLY, INC.	46,545	19,032	27,513	0
AMERICAN MACHINIST SUPPLY	19,103	0	19,103	0
AMERICAN MAGNETICS CORP.	3,768	500	3,268	0
AMERICAN MAILING SYSTEMS	3,739	3,739	0	3,739
AMERICAN MANAGEMENT ASSOCIATION, INC.	2,261	2,261	0	0
AMERICAN MEDIA, INC.	6,815	6,815	0	0
AMERICAN MULTISYSTEMS	2,845	0	2,845	0
AMERICAN NUCLEAR SOCIETY	1,029	229	800	0
AMERICAN PACIFIC MARINE, INC.	145,000	145,000	0	0
AMERICAN POWER CONVERSION	21,569	20,218	1,351	363
AMERICAN PRODUCTIVITY & QUALITY CENTER	6,000	6,000	0	0
AMERICAN RED CROSS	5,389	2,156	3,233	2,156
AMERICAN RESEARCH GROUP, INC.	26,000	26,000	0	0
AMERICAN ROTARY TOOLS CO.	1,059	0	1,059	0
AMERICAN SEATING CO.	33,858	33,858	0	33,858
AMERICAN SMALL BUSINESS COMPUTERS, INC.	1,876	1,876	0	0
AMERICAN SOCIETY FOR QUALITY CONTROL (ASQC)	5,590	3,072	2,518	0
AMERICAN SOCIETY FOR TESTING & MATERIALS	2,350	2,350	0	0
AMERICAN SOCIETY OF MECHANICAL ENGINEERS (ASME)	2,872,592	2,872,591	1	0
AMERICAN SOCIETY OF SAFETY ENGINEERS	11,600	11,600	0	0
AMERICAN SPINCAST	2,733	2,733	0	0
AMERICAN STANDARD, INC.	3,998	0	3,998	0
AMERICAN TARGET CO.	12,114	11,700	414	0
AMERICAN TELECOM	602,316	602,316	0	0
AMERICAN THRESHOLD INDUSTRIES	2,863	0	2,863	0
AMERICAN TRUCK EQUIPMENT	6,137	0	6,137	0
AMERICAN TRUCKING ASSOCIATIONS	1,238	1,238	0	0
AMERICAN UNITED SEAL, INC.	9,180	9,180	0	0
AMERICAN WIND ENERGY ASSOCIATION	4,477	4,477	0	0
AMERICAN XTAL TECHNOLOGY	396,026	396,026	0	0
AMERICHEM ENGINEERING SERVICES	1,893	1,893	0	0
AMERIDATA FEDERAL SYSTEMS	7,266	7,266	0	0
AMERIQUEST/NCD	4,111	4,111	0	0
AMERITEC CORP.	9,665	9,665	0	0
AMERITECH LIBRARY SERVICES	6,976	6,976	0	0
AMERITHERM, INC.	1,637	1,218	418	0
AMERSHAM CORP.	9,425	9,425	0	0
AMER, INC.	2,000	0	2,000	0
AMETEK, INC.	42,120	42,120	0	0
AMET, INC.	414,947	0	414,947	0
AMHERST SCIENTIFIC CORP.	2,500	2,500	0	0
AMICON, INC.	14,260	14,260	0	0

Supplier Name	Total \$	SNL/NM \$	SNL/CA \$	NM \$
AMIDA INDUSTRIES, INC.	22,534	0	22,534	0
AMIGOS BIBLIOGRAPHIC COUNCIL, INC.	38,243	38,243	0	0
AMKOR ELECTRONICS	30,035	30,035	0	0
AMMPEC	25,000	25,000	0	25,000
AMOCO PRODUCTION RESEARCH	34,200	34,200	0	0
AMPARO CORP.	564,830	564,830	0	564,830
AMPEX DATA SYSTEMS CORP.	63,984	63,984	0	0
AMPEX RECORDING MEDIA CORP.	5,000	5,000	0	0
AMPHENOL PRODUCTS	12,029	12,029	0	0
AMPLEX	7,444	7,237	208	0
AMPLICA, INC.	6,446	6,446	0	6,446
AMPRO COMPUTERS, INC.	15,395	15,395	0	0
AMPTEK, INC.	8,400	8,400	0	0
AMP, INC.	7,832	7,832	0	0
AMRAM	2,356	0	2,356	0
AMRAY, INC.	577,570	577,570	0	0
AMSI CORP.	1,106	1,106	0	0
AMT INTERNATIONAL	4,312	0	4,312	0
AMTEC ENGINEERING, INC.	71,744	61,930	9,814	0
ANACAPA MICRO PRODUCTS	24,869	24,869	0	0
ANACOMP, INC.	5,000	5,000	0	0
ANADAC, INC.	2,096	2,096	0	0
ANALOG DEVICES, INC.	16,474	16,474	0	0
ANALOG MODULES, INC.	6,860	0	6,860	0
ANALOGIC CORP.	10,885	10,885	0	0
ANALOGY, INC.	177,223	177,223	0	0
ANALOG/DIGITAL INTEGRATED CIRCUITS	45,000	45,000	0	0
ANALYTICAL GRAPHICS, INC.	86,608	86,608	0	0
ANALYTICAL METHODS, INC.	81,500	81,500	0	0
ANALYTICAL SOLUTIONS, INC.	464,543	464,543	0	464,543
ANALYTICAL TECHNOLOGY, INC.	1,422	1,296	126	0
ANALYTICAL TECH, INC.	2,100	2,100	0	2,100
ANALYX SYSTEMS, INC.	4,990	0	4,990	0
ANANDA POWER TECHNOLOGIES, INC.	83,819	83,819	0	0
ANAREN MICROWAVE, INC.	2,100	2,100	0	0
ANATECH CORP.	209,941	209,941	0	0
ANATEL INSTRUMENT CORP.	2,917	2,917	0	0
ANCHOR AUDIO, INC.	1,984	1,984	0	0
ANDATACO	205,065	149,755	55,310	0
ANDERSON AIR CORPS.	1,402	1,402	0	1,402
ANDERSON, H. T.	10,000	10,000	0	0
ANDERSON, KARL E.	4,000	4,000	0	4,000
ANDERSON, K. R. CO., INC.	2,271	235	2,036	0
ANDO CORP.	1,400	1,400	0	1,210
ANDOVER CORP.	8,037	7,558	479	0
ANDPAK-EMA, INC.	2,091	0	2,091	0
ANDRESON CANVAS & UPHOLSTERING, INC.	4,185	4,185	0	4,185
ANDREW CORP.	9,854	6,136	3,718	0
ANDREWS OFFICE PRODUCTS	17,861	17,861	0	0
ANDYNE COMPUTING, LTD.	2,795	0	2,795	0
ANGAR SCIENTIFIC CO., INC.	1,320	1,320	0	0
ANGSTROM SCIENCES	13,118	13,118	0	0
ANGUS ELECTRONICS, INC.	1,500	1,500	0	0
ANIXTER BROTHERS, INC.	715,712	526,089	189,623	525,787
ANORAD CORP.	1,428	1,428	0	0
ANRITSU WILTRON SALES CO.	39,040	39,040	0	39,040
ANS COTRE SYSTEMS, INC.	184,650	184,650	0	0
ANSOFT CORP.	77,875	77,875	0	0
ANTEK INSTRUMENTS, INC.	5,370	5,370	0	0

Supplier Name	Total \$	SNL/NM \$	SNL/CA \$	NM \$
ANTENNA RESEARCH ASSOCIATES, INC.	2,970	2,970	0	0
ANTENNAS WEST	3,368	3,368	0	0
ANTHEM ELECTRONICS	47,707	46,633	1,074	0
ANTHRO CO.	567,336	520,211	47,125	0
ANTHURIUM TECHNOLOGY	1,248	0	1,248	0
ANTIGRAVITY PRODUCTS	4,383	4,383	0	0
APAQ TECHNOLOGIES	7,840	0	7,840	0
APD CRYOGENICS, INC.	30,626	30,626	0	0
APERION, INC.	1,135	1,135	0	0
APERTURA CORP.	1,802	1,802	0	0
APEX MICROTECHNOLOGY CORP.	3,246	2,922	324	0
APEX PC SOLUTIONS, INC.	5,001	5,001	0	0
APOLLO ASSOCIATED SERVICES	6,900	0	6,900	0
APOSTOLAKIS, GEORGE	26,000	26,000	0	0
APPERSON BUSINESS FORMS, INC.	2,382	2,382	0	0
APPLE COMPUTER REPAIR	2,569	0	2,569	0
APPLE COMPUTER, INC.	14,125	7,526	6,599	0
APPLE SCIENTIFIC, INC.	1,535	0	1,535	0
APPLECART CATERING	1,500	0	1,500	0
APPLI-CAD ENGINEERING	11,118	11,118	0	0
APPLICATION ENGINEERING CO.	3,085	3,085	0	0
APPLICATION SERVICES	18,430	18,430	0	0
APPLIED AUTOMATION, INC.	4,880	0	4,880	0
APPLIED COMPUTER SOLUTIONS	4,946	4,946	0	0
APPLIED DECISION ANALYSIS, INC.	172,459	172,459	0	0
APPLIED DYNAMICS INTERNATIONAL, INC.	74,450	74,450	0	0
APPLIED ELECTRON, INC.	19,335	19,335	0	0
APPLIED ENGINEERING PRODUCTS	44,451	44,451	0	0
APPLIED METHODS, INC.	619,500	619,500	0	619,500
APPLIED OPTICS RESEARCH	4,395	4,395	0	0
APPLIED PHYSICS SYSTEMS	4,995	4,995	0	0
APPLIED PHYSICS, INC.	4,609,586	4,609,586	0	4,609,586
APPLIED PLASTICS CO., INC.	7,277	0	7,277	0
APPLIED POWER CORP.	859,651	856,717	2,934	0
APPLIED PRODUCTION, INC.	4,473	4,473	0	0
APPLIED PULSED POWER, INC.	82,414	82,414	0	0
APPLIED RESEARCH ASSOCIATES, INC. (ARA)	201,000	201,000	0	201,000
APPLIED ROBOTICS	1,390	1,390	0	0
APPLIED SCHOLASTICS, INC.	24,000	0	24,000	0
APPLIED SCIENCE & TECHNOLOGY, INC. (ASTEX)	41,565	2,395	39,170	0
APPLIED SCIENCES LABORATORY, INC.	430,124	430,124	0	430,124
APPLIED SOLAR ENERGY CORP.	69,900	69,900	0	0
APPLIED SPECIALTIES, INC.	2,417	1,271	1,147	0
APPLIED TECHNOLOGY ASSOCIATES, INC.	98,153	98,153	0	98,153
APPLIED TECHNOLOGY ENTERPRISES	11,070	11,070	0	0
APPLIED TEST SYSTEMS, INC.	13,415	12,030	1,385	0
APS TECHNOLOGIES	26,263	7,598	18,665	0
APTOS CORP.	50,100	50,100	0	0
APUNIX COMPUTER SERVICES	355,568	295,288	60,280	0
A-QUALITY MACHINING	35,755	35,755	0	35,755
AQUILA TECHNOLOGIES GROUP, INC.	3,343,534	3,343,534	0	3,343,534
AQUILINE, INC.	19,723	19,723	0	0
AR CO., INC.	10,122	10,122	0	10,122
ARAMARK CORP.	86,963	63,802	23,162	63,802
ARBIN ELECTROCHEMICAL INSTRUMENTS	47,413	47,413	0	0
ARBORS, THE	70,675	0	70,675	0
ARBORTEXT, INC.	5,665	5,665	0	0
ARCADA SOFTWARE, INC.	5,260	3,870	1,390	0

Supplier Name	Total \$	SNL/NM \$	SNL/CA \$	NM \$
ARCHEM	3,086	3,086	0	3,086
ARCHITECTURAL PHOTOGRAPHY	2,674	2,674	0	2,674
ARCHITECTURAL RESEARCH CONSULTANTS	450,000	450,000	0	450,000
ARCOM ELECTRONICS, INC.	29,157	4,000	25,157	0
ARDEM ASSOCIATES	16,600	16,600	0	0
AREMCO PRODUCTS, INC.	2,868	2,868	0	0
ARGUS LASER	2,320	2,320	0	2,320
ARGYLE WELDING SUPPLY CO., INC.	1,799	1,799	0	1,799
ARI INDUSTRIES, INC.	12,306	12,306	0	4,882
ARIEL DESIGN, INC.	50,515	50,515	0	0
ARIS HELICOPTERS, LTD.	2,580	0	2,580	0
ARITECH CORP.	3,112	3,112	0	0
ARIZONA EDM PRODUCTS, INC.	16,568	16,568	0	0
ARIZONA INSTRUMENT CORP.	1,162	1,162	0	0
ARIZONA STATE UNIVERSITY	159,476	159,476	0	0
ARK ENTERPRISES, INC.	75,300	75,300	0	75,300
ARKHOMA TRANSPORTS, INC.	5,000	5,000	0	0
ARLINGTON COMPUTER PRODUCTS	8,676	8,676	0	0
ARLON, INC.	3,474	3,474	0	0
ARLYN SCALES	2,716	0	2,716	0
ARM, IRINA	25,000	25,000	0	0
ARMSTRONG MEDICAL INDUSTRIES, INC.	2,110	1,000	1,110	0
ARNOLD, GEORGE W.	4,500	4,500	0	4,500
AROMAT CORP.	2,295	2,295	0	0
ARRAY CONNECTOR CORP.	3,136	3,136	0	0
ARRA, INC.	4,519	4,519	0	0
ARROW ELECTRONICS, INC.	446,392	433,072	13,320	0
ARROWHEAD INDUSTRIES	123,622	123,622	0	102,806
ARTECON, INC.	78,978	68,700	10,278	0
ARTICULATE SYSTEMS	1,995	1,995	0	0
ARTISANS OF THE DESERT	2,985	2,985	0	2,985
ARTWORK CONVERSION SOFTWARE, INC.	4,866	2,266	2,600	0
ARZEN USA CORP.	1,097	1,097	0	0
ASA COMPUTERS, INC.	19,356	18,459	897	0
ASAP MACHINE & FABRICATION, INC.	1,215	1,215	0	1,215
ASAP SOFTWARE EXPRESS, INC.	2,674	2,674	0	0
ASARO, PROFESSOR ROBERT J.	10,000	0	10,000	0
ASCD	1,091	1,091	0	0
ASCEND SYSTEMS, INC.	5,245	5,245	0	0
ASCENSION TECHNOLOGY, INC.	189,519	189,519	0	0
ASCENT SOLUTIONS, INC.	2,783	2,783	0	0
ASHLEY & ASSOCIATES	11,300	11,300	0	0
ASM INTERNATIONAL	3,682	2,567	1,115	0
ASM PRODUCTS, INC.	5,900	5,900	0	0
ASM, INC.	18,855	0	18,855	0
ASPEN COMPUTER, INC.	12,880	12,880	0	0
ASPEN LANDSCAPING & TREE SERVICE	54,863	54,863	0	54,863
ASSAIGAI ANALYTICAL LABORATORIES, INC.	6,000	6,000	0	6,000
ASSET INTERECH, INC.	2,818	2,818	0	0
ASSOCIATED PROCESS CONTROLS	1,693	0	1,693	0
ASSOCIATED PROFESSIONS, INC.	65,000	0	65,000	0
ASSOCIATED SPRING-RAYMOND BARNES GROUP, INC.	1,230	1,194	36	0
ASSOCIATION FOR COMPUTING MACHINERY	1,692	1,692	0	0
ASSURANCE TECHNOLOGIES, INC.	59,020	59,020	0	0
ASTEC AMERICA, INC.	31,880	31,880	0	0
ASTRO INSTRUMENT CORP.	542,310	542,310	0	0
ASTRO METALLURGICAL, INC.	16,488	16,488	0	0
ASTROLITE ALLOYS CORP.	4,083	4,083	0	0

Supplier Name	Total \$	SNL/NM \$	SNL/CA \$	NM \$
ASTRO-MED, INC.	14,427	14,427	0	0
ASTRON	1,895	1,895	0	0
ASYMETRIX CORP.	32,333	32,333	0	0
ASYST TECHNOLOGIES	2,427	2,427	0	0
ATCON	3,416	0	3,416	0
ATEC	4,446	4,446	0	0
A-TEK	8,240	8,240	0	8,240
ATI INSTRUMENTS NORTH AMERICA	70,539	44,336	26,203	0
ATIIN, INC.	13,650	13,650	0	13,650
ATKINSON DYNAMICS	1,020	1,020	0	0
ATLANTIC RESEARCH CORP.	67,398	67,398	0	0
ATLAS ELECTRIC DEVICES CO.	1,880	1,880	0	0
ATLAS ENERGY SYSTEMS, INC.	1,380	1,380	0	0
ATLAS PUMPING SERVICE	3,815	3,815	0	3,815
ATLAS SALES, INC.	9,990	0	9,990	0
ATLAS STEEL RULE DIE, INC.	1,276	1,276	0	0
ATM SERVICE CO.	16,000	16,000	0	0
ATMI ECOSYS CORP.	3,220	3,220	0	0
ATOM APPLIANCE	4,213	0	4,213	0
ATOMERGIC CHEMETALS CORP.	6,984	6,984	0	0
ATOMIC CITY	1,725	1,725	0	1,725
ATOMIC INSPECTION LABS	4,970	4,970	0	4,970
ATRAMET, INC.	3,075	3,075	0	0
ATRIA SOFTWARE, INC.	5,715	5,715	0	0
ATS METROLOGY	4,780	4,780	0	0
ATTERBURY & ASSOCIATES, INC.	6,990	6,990	0	6,990
AT&T BELL LABORATORIES	96,500	90,500	6,000	0
AT&T CAMPUSWIDE ACCESS SOLUTIONS, INC.	5,826	5,826	0	0
AT&T CO.	121,632	117,382	4,250	0
AT&T CUSTOMER INFORMATION CENTER	3,669	3,669	0	0
AT&T FEDERAL SYSTEMS	4,089,192	4,089,192	0	3,067,480
AT&T ISTEEL, INC.	13,005	13,005	0	0
AT&T NETWORK SYSTEMS	350,525	146,520	204,006	2,795
AT&T PHONE CENTER	1,434	1,434	0	1,434
AT&T SCHOOL OF BUSINESS	32,060	32,060	0	0
AT&T SECURE COMMUNICATIONS	4,882	2,286	2,596	0
AT&T TECHNOLOGIES, INC.	480,641	101,359	379,283	0
AUBURN UNIVERSITY	61,927	61,927	0	0
AUDIO VIDEO IMAGES, INC.	1,343	0	1,343	0
AUDIO VIDEO RECORDERS OF ARIZONA, INC.	2,135	0	2,135	0
AUDIO-VIDEO SUPPLY, INC.	6,244	5,866	378	0
AUGAT, INC.	1,007	1,007	0	0
AURA CERAMICS	1,375	1,375	0	0
AURORA FLIGHT SCIENCES CORP.	1,952,019	0	1,952,019	0
AURORA INSTRUMENTS, INC.	34,715	34,715	0	0
AURORA TECHNOLOGIES CORP.	4,900	0	4,900	0
AUSPEX SYSTEMS, INC.	45,690	45,690	0	0
AUSTIN COMPUTER SYSTEMS	9,822	9,822	0	0
AUSTIN DIRECT, INC.	13,311	13,311	0	0
AUSTIN INSTRUMENTS, INC.	29,190	29,190	0	0
AUSTIN SCIENTIFIC CO., INC.	73,735	70,835	2,900	0
AUSTON, DAVID H.	7,000	7,000	0	0
AUSTRAL INSULATED PRODUCTS, INC.	8,114	8,114	0	0
AUTOCLAVE ENGINEERS, INC.	66,287	5,446	60,842	0
AUTOCON TECHNOLOGIES, INC.	49,565	49,565	0	0
AUTODESK, INC.	7,288	4,140	3,148	0
AUTOMATE ASSOCIATES, INC.	7,729	7,729	0	0
AUTOMATED CIRCUIT DESIGN (ACD)	3,200	3,200	0	0
AUTOMATED CONCEPTS, INC. (ACI)	24,800	24,800	0	0

Supplier Name	Total \$	SNL/NM \$	SNL/CA \$	NM \$
AUTOMATED OFFICE SYSTEMS	38,500	38,500	0	38,500
AUTOMATED PRECISION, INC.	18,050	0	18,050	0
AUTOMATED QUALITY TECHNOLOGIES, INC.	1,970	1,970	0	0
AUTOMATED SYSTEMS, INC.	24,000	22,464	1,537	0
AUTOMATIC ACCESS SYSTEM	3,890	3,890	0	3,890
AUTOMATION RESEARCH SYSTEMS	142,828	0	142,828	0
AUTOMETRIC, INC.	118,045	118,045	0	118,045
AUTO-TROL TECHNOLOGY	83,092	83,092	0	0
AVANTI CIRCUITS, INC.	10,406	10,406	0	0
AVCOM SYSTEMS, INC.	7,068	0	7,068	0
AVERY, PAULA	22,000	22,000	0	22,000
AVIALL, INC.	7,303	0	7,303	0
AVIANKA, INC.	1,870	1,870	0	0
AVIBANK MANUFACTURING, INC.	16,235	15,880	355	0
AVID ENGINEERING, INC.	600,000	600,000	0	600,000
AVID TECHNOLOGY, INC.	23,052	23,052	0	0
AVIONICS INSTRUMENTS, INC.	10,201	1,811	8,390	0
AVL NORTH AMERICA	2,959	0	2,959	0
AVNET COMPUTER	101,863	0	101,863	0
AVNET, INC.	1,467,308	1,406,312	60,996	1,359,266
AVTECH ELECTROSYSTEMS, LTD.	11,264	4,062	7,202	0
AV-TECH INDUSTRIES, INC.	2,988	0	2,988	0
AVTEC, INC.	525,202	525,202	0	525,202
AVTRON MANUFACTURING, INC.	1,938	1,938	0	0
AVX CORP.	4,616	4,616	0	0
AWARD SOFTWARE, INC.	1,200	1,200	0	0
AXIS COMMUNICATION	2,400	0	2,400	0
AYDIN CORP.	72,430	72,430	0	0
AZ SPECIALTIES SERVICES	2,500	2,500	0	2,500
B&B TECHNOLOGIES LIMITED CO.	343,610	343,610	0	343,610
B&D ELECTRIC CO., INC.	3,319,351	3,319,351	0	3,319,351
B&G ENTERPRISES	2,500	2,500	0	0
B&H ELECTRONICS CORP.	31,295	31,295	0	0
B&H PHOTO VIDEO	21,266	14,886	6,380	0
B&M CONTROLS	16,800	16,800	0	16,800
B&S RESEARCH	21,868	21,868	0	0
B&T HYDRAULICS & PNEUMATICS	3,528	3,528	0	0
B/R INSTRUMENT CORP.	4,610	4,610	0	0
BABCOCK & WILCOX CO., THE	19,633	19,633	0	0
BABCOCK, INC.	3,588	3,588	0	0
BACA LIGHTNING PROTECTION	6,126	6,126	0	6,126
BACA, PAULETTE D.	2,500	2,500	0	2,500
BACHMAN INFORMATION SYSTEMS	20,000	20,000	0	0
BACK DESIGN, INC.	1,638	332	1,306	0
BACK SAVER PRODUCTS	2,900	0	2,900	0
BACKUP POWER SERVICES	7,340	7,340	0	0
BACO ENTERPRISES	5,989	0	5,989	0
BAFNA, DR. VINEET	2,236	2,236	0	0
BAHILL, DR. A. TERRY	18,000	18,000	0	0
BAHLMAN, JOHN J.	19,000	19,000	0	19,000
BAILEY CONTROLS CO.	12,103	12,103	0	0
BAILEY-FISCHER & PORTER	29,775	29,775	0	0
BAILEY, E. G. TRAINING CENTER	14,140	14,140	0	0
BAILLIO'S, INC.	68,751	68,751	0	68,751
BAINS, WILLIAM A. & ASSOCIATES	9,686	9,686	0	9,686
BAIRD PLUMBING & MECHANICAL CONTRACTORS, INC.	449,277	449,277	0	449,277
BAI, PROF. YI-LONG	2,000	2,000	0	0
BAKER OIL TOOLS	959,321	959,321	0	959,321

Supplier Name	Total \$	SNL/NM \$	SNL/CA \$	NM \$
BAKER UTILITY SUPPLY	14,676	14,676	0	14,676
BAKER, J. T., INC.	1,802	1,802	0	0
BAKER, ROBERT P.	6,600	6,600	0	6,600
BAKER, V. L.	5,000	5,000	0	5,000
BAKISH MATERIALS CORP.	8,802	8,802	0	0
BAKUL INSTITUTE OF SUPERHARD MATERIALS	40,000	40,000	0	0
BALDRIDGE, J. C. LUMBER CO.	27,386	27,386	0	27,386
BALDWIN ENVIRONMENTAL, INC.	4,998	0	4,998	0
BALDWIN, A. R.	2,000	2,000	0	2,000
BALDWIN, DR. JON	7,990	0	7,990	0
BALL AEROSPACE & TECHNOLOGIES CORP.	11,730,432	11,730,432	0	0
BALLANCE, ROBERT A.	32,240	32,240	0	32,240
BALLANTINE LABORATORIES, INC.	6,814	6,814	0	0
BAL-SEAL ENGINEERING CO., INC.	1,265	1,265	0	0
BALSTON, INC.	3,288	0	3,288	0
BALTIMORE AIRCOIL CO., INC.	3,832	1,982	1,850	1,982
BALZER'S	68,386	68,086	300	0
BALZER'S HIGH VACUUM PRODUCTS	346,894	234,799	112,095	27,845
BANGS LABORATORIES, INC.	2,550	2,550	0	0
BANISTER, JOHN ROBERT	1,000	1,000	0	1,000
BARBA-ARKHON INTERNATIONAL, INC.	101,387	0	101,387	0
BARCO AVIATION, INC.	1,010	0	1,010	0
BARCO CHROMATICS	52,000	52,000	0	0
BARCODE INTERNATIONAL SYSTEMS	9,543	9,543	0	0
BARELA LANDSCAPING MATERIALS	2,250	2,250	0	2,250
BARKS, RONALD E. ASSOCIATES	8,600	8,600	0	8,600
BARNETT, PAUL W.	55,000	55,000	0	0
BARNHILL ASSOCIATES, INC.	19,875	19,875	0	19,875
BARNHILL BOLT CO., INC.	238,883	238,883	0	238,883
BARNSTEAD/THERMOLYNE CORP.	6,819	6,149	670	0
BARR ASSOCIATES, INC.	119,180	116,810	2,370	0
BARRIER REEF	1,200	0	1,200	0
BARRINGER INSTRUMENTS, INC.	135,360	135,360	0	0
BARRINGTON SYSTEMS	1,610	0	1,610	0
BARROW TECHNICAL SERVICES	17,000	17,000	0	0
BARTH ELECTRONICS, INC.	36,156	36,156	0	0
BASIC LIVING PRODUCTS, INC.	27,609	0	27,609	0
BASIC MEASURING INSTRUMENTS	4,039	0	4,039	0
BASK COMPUTER CO.	11,068	0	11,068	0
BASKI WATER INSTRUMENTS, INC.	70,988	70,988	0	0
BASSETT, RICHARD R.	8,000	8,000	0	8,000
BASSETT, RUSS CO.	24,578	24,578	0	24,578
BATTELLE MEMORIAL INSTITUTE	370,183	370,183	0	0
BATTERY ENGINEERING, INC.	12,256	12,256	0	0
BAUDVILLE COMPUTER PRODUCTS	1,898	0	1,898	0
BAUER COMPRESSORS, INC.	35,410	0	35,410	0
BAUM, TOM SALES & SERVICE	4,990	4,990	0	0
BAVCO BACKFLOW APPARATUS	4,450	0	4,450	0
BAXTER HEALTHCARE CORP.	4,555	4,473	82	3,151
BAXTER SCIENTIFIC	1,516	1,254	262	0
BAY AREA COMMUNICATIONS, INC.	190,441	0	190,441	0
BAY COUNTIES PETROLEUM, INC.	75,000	0	75,000	0
BAY PNEUMATICS, INC.	21,941	8,649	13,292	0
BAY SEAL CO.	3,327	0	3,327	0
BAY TECHNOLOGY	18,000	18,000	0	0
BAY VALLEY CONSTRUCTION, INC.	66,989	0	66,989	0
BAY VOLTEX CORP.	1,895	1,895	0	0
BAY-CON	12,139	0	12,139	0
BCM ENGINEERS, INC.	2,300,000	2,300,000	0	0

Supplier Name	Total \$	SNL/NM \$	SNL/CA \$	NM \$
BDM FEDERAL, INC.	1,007,112	1,007,112	0	346,073
BE SOFTWARE CO., THE	15,000	15,000	0	0
BEACHAM PUBLISHING, INC.	1,950	1,950	0	0
BEAM DYNAMICS, INC.	4,788	2,400	2,388	0
BEAMALLOY CORP.	1,240	1,240	0	0
BEAMAN, DR. JOSEPH	23,000	23,000	0	0
BEAME & WHITESIDE SOFTWARE	9,120	9,120	0	0
BEAN ASSOCIATES	1,000	1,000	0	1,000
BEAUCHAMP, EDWIN	6,075	6,075	0	6,075
BEAVER PRECISION PRODUCTS, INC.	3,100	3,100	0	0
BEAVIS, LEONARD C.	60,500	60,500	0	60,500
BECK OFFICE SYSTEMS, INC.	117,984	117,984	0	117,984
BECKMAN INSTRUMENTS, INC.	25,513	25,513	0	0
BECTON-DICKINSON & CO., INC.	2,071	2,071	0	0
BEE INDUSTRIAL SUPPLY, INC.	4,562	0	4,562	0
BEE-LINE SOFTWARE	2,350	2,350	0	0
BEHLMAN ELECTRONICS CORP.	45,362	35,695	9,667	0
BEHL, DR. YUGAL K.	107,000	107,000	0	107,000
BEHM QUARTZ INDUSTRIES	2,064	0	2,064	0
BEI MOTION SYSTEMS CO., INC.	9,868	9,808	60	0
BEIMER MACHINE WORKS, INC.	111,389	0	111,389	0
BELEW'S OFFICE SUPPLY, INC.	4,292	4,292	0	4,292
BELFORT ENGINEERING & ENVIRONMENTAL SERVICES, INC.	612,000	612,000	0	612,000
BELLOVE CO.	2,601	0	2,601	0
BELL ATLANTIC BUSINESS SYSTEMS SERVICES, INC.	142,400	141,700	700	141,700
BELL ATLANTIC MOBILE SYSTEMS	122,938	122,938	0	122,938
BELL GROUP, THE	4,745	4,745	0	4,745
BELL INDUSTRIES, INC.	489,871	483,870	6,001	482,576
BELL & HOWELL CO.	2,400	0	2,400	0
BELLCORE COMMUNICATIONS	17,128	5,928	11,200	0
BELLEMEAD MANAGEMENT CO., INC.	24,779	24,779	0	0
BELL, BRUCE	1,500	1,500	0	1,500
BELL, F. W., INC.	56,575	56,575	0	0
BENCHMARK DISPLAY GRAPHICS	2,981	2,981	0	0
BENCHMARK ENVIRONMENTAL CORP.	308,000	308,000	0	308,000
BENCHMARK SYSTEMS	5,777	5,777	0	0
BENDER ASSOCIATES, INC.	77,287	77,287	0	0
BENEFIT PLAN SYSTEMS CORP.	1,285	1,285	0	0
BENEKE WIRE CO.	1,252	0	1,252	0
BENGTSON, DR. ROGER	5,000	5,000	0	0
BENHAM GROUP, INC., THE	35,326	0	35,326	0
BENISCHEK MANUFACTURING CO.	1,260	1,260	0	1,260
BENNETT SAMPLE PUMPS, INC.	14,524	14,524	0	0
BENNETT, MARK	12,500	12,500	0	12,500
BENTLEY HARRIS MANUFACTURING CO.	2,581	2,581	0	0
BENTLEY ONE BATTERY SYSTEM	4,800	4,800	0	4,800
BENZ, E. H. CO.	2,990	0	2,990	0
BERG SYSTEMS INTERNATIONAL	14,890	14,890	0	0
BERGMANN, BARBARA R.	20,000	20,000	0	0
BERG, W. M., INC.	10,005	9,890	116	0
BERKELEY NUCLEONICS CORP.	47,151	46,276	875	0
BERKELEY SOFTWARE DESIGN, INC.	4,610	2,430	2,180	0
BERNA PRODUCTS CORP.	5,000	5,000	0	0
BERNE ELECTRONICS, INC.	31,900	31,900	0	31,900
BERNIKLAU, VLADIMIR	1,200	1,200	0	1,200
BERTAN HIGH VOLTAGE	35,411	30,831	4,580	0
BESCO GRAPHICS	1,403	1,403	0	0

Supplier Name	Total \$	SNL/NM \$	SNL/CA \$	NM \$
BESQ SYSTEMS	3,285	0	3,285	0
BESSER ASSOCIATES	1,250	1,250	0	0
BEST BUY	5,347	5,347	0	2,964
BEST IMPRESSIONS	1,695	0	1,695	0
BEST OFFICE MACHINES	18,315	18,315	0	18,315
BEST PHOTO LABS	1,203	0	1,203	0
BEST POWER TECHNOLOGY SALES CORP.	62,032	62,032	0	0
BESTECH, INC.	6,537	6,537	0	6,537
BETA CORP INTERNATIONAL	1,010,803	1,010,803	0	1,010,803
BETA DIAMOND PRODUCTS, INC.	1,070	0	1,070	0
BETAC CORP.	347,890	347,890	0	0
BETATRON ELECTRONICS, INC.	75,726	75,726	0	75,726
BETHCO	207,408	207,408	0	207,408
BETTER BUSINESS SYSTEMS	3,345	3,345	0	0
BEYLIK DRILLING, INC.	9,750	9,750	0	9,750
BE, INC.	1,447,631	1,447,631	0	0
BFI MEDICAL WASTE SYSTEMS	4,000	0	4,000	0
BF&C ELECTRIC CO., INC.	146,878	146,878	0	146,878
BG ELECTRONICS CO.	3,668	3,668	0	0
BG SYSTEMS, INC.	7,100	4,450	2,650	0
BG&R EXHIBITS	1,700	0	1,700	0
BIAP SYSTEMS, INC.	1,700	1,700	0	0
BICC/VERO	4,322	4,322	0	0
BICKEL, DAVID C.	7,500	7,500	0	7,500
BICRON	68,548	62,974	5,574	0
BID SERVICE	9,600	0	9,600	0
BIDALL	7,981	7,981	0	7,981
BIDALL CHEMICAL SPECIALTIES	4,817	4,817	0	0
BIEDERMAN, A., INC.	1,938	1,938	0	0
BIG 4 RENTS	12,380	0	12,380	0
BIG J ENTERPRISES	225,000	225,000	0	225,000
BIGARSO FARM	30,000	30,000	0	0
BIGGE CRANE & RIGGING CO.	8,670	0	8,670	0
BIGGS, FRANK	15,000	15,000	0	15,000
BIG, INC.	2,445	0	2,445	0
BIKE CITY	7,899	7,899	0	7,899
BILLCO	2,809	2,809	0	0
BINRAD CHEMICALS	15,000	15,000	0	0
BIOANALYTICAL SYSTEMS, INC.	9,705	9,705	0	0
BIODEX MEDICAL SYSTEMS, INC.	2,835	2,835	0	0
BIO-IMAGING RESEARCH	1,125	1,125	0	0
BIO-RAD LABORATORIES, INC.	95,333	63,592	31,741	0
BIO-RAD SEMICONDUCTOR	27,152	22,656	4,496	0
BIOSYM TECHNOLOGIES	46,978	46,978	0	0
BIO-TEK INSTRUMENTS	2,525	675	1,850	0
BIRA SYSTEMS, INC.	39,102	39,102	0	39,102
BIRD ELECTRONIC CORP.	19,090	19,090	0	0
BISHOP INSTRUMENTS	3,146	3,146	0	0
BJ SERVICES CO.	29,646	29,646	0	29,646
BJ WELDING SERVICES	5,155	5,155	0	5,155
BJORKHOLM, JOHN E.	142,000	0	142,000	0
BK CONSULTING	1,280	0	1,280	0
BK SCIENCE & ENGINEERING	55,500	55,500	0	0
BLACK BOX CORP.	111,374	100,608	10,766	0
BLACK RHINO RECYCLING, INC.	4,495	4,495	0	0
BLACK & VEATCH	10,000	10,000	0	0
BLACK & WHITE SOFTWARE	40,609	40,609	0	0
BLACKWELL-TONKAWA AIRPORT TRUST AUTHORITY	99,912	0	99,912	0

Supplier Name	Total \$	SNL/NM \$	SNL/CA \$	NM \$
BLAKE INDUSTRIES, INC.	102,200	36,700	65,500	0
BLAKE, JOHN	14,000	14,000	0	0
BLANKENBAKER, DAVID	2,000	2,000	0	2,000
BLASCH PRECISION CERAMICS	23,525	23,525	0	0
BLESSING/WHITE, INC.	4,200	4,200	0	0
BLILEY ELECTRIC CO.	14,055	14,055	0	0
BLOCH, ERICH	7,000	7,000	0	0
BLOTT, PAUL E.	1,000	1,000	0	1,000
BLUE M ELECTRIC CO.	42,103	42,103	0	0
BLUE SKY RESEARCH	4,066	3,952	114	0
BLUE SKY SOFTWARE CORP.	3,786	3,786	0	0
BLUEBERRY SOFTWARE	1,020	1,020	0	0
BLYTH SOFTWARE, INC.	5,000	5,000	0	0
BMC INDUSTRIES, INC.	3,747	2,336	1,411	0
BMC MANUFACTURING, INC.	10,750	10,750	0	0
BMC SOFTWARE, INC.	5,600	5,600	0	0
BMI SYSTEMS GROUP	1,623	1,623	0	0
BMRC	8,500	0	8,500	0
BOART LONGYEAR CO.	5,475	5,475	0	0
BOBBO	1,208	1,208	0	1,208
BOB'S WESTERN WAREHOUSE	1,031	1,031	0	1,031
BOC GASES	15,000	0	15,000	0
BOC GROUP, INC., THE	292,022	291,522	500	0
BODDINGTON LUMBER CO.	1,554	1,554	0	1,554
BODYBILT SEATING	100,356	69,450	30,906	69,450
BOEHM-LOGAN CONSULTING GROUP	53,050	53,050	0	53,050
BOEHRINGER MANNHEIM DIAGNOSTICS, INC.	3,594	0	3,594	0
BOEING CO., THE	10,500	10,500	0	0
BOFORS EXPLOSIVES	7,800	7,800	0	0
BOGUE MACHINE CO., INC.	99,472	99,472	0	99,472
BOHM, BARBARA	7,350	7,350	0	0
BOISE CASCADE OFFICE PRODUCTS	51,804	0	51,804	0
BOLT TECHNICAL CERAMICS	1,619	0	1,619	0
BOLT TECHNOLOGY CORP.	30,684	30,684	0	0
BOLTSWITCH, INC.	4,578	4,578	0	0
BOLT, BERANEK & NEWMAN, INC.	9,900	40,400	13,900	0
BOMAS MACHINE SPECIALTIES, INC. (BMS)	8,580	8,580	0	0
BOMCO, INC.	6,738	6,738	0	0
BOMEM, INC.	27,534	7,185	20,349	0
BOMUR ELECTRIC CO.	3,258	3,258	0	3,258
BONAL TECHNOLOGIES, INC.	20,537	20,537	0	0
BOOK CLEARING HOUSE	4,437	4,437	0	0
BOOLE & BABBAGE, INC.	8,836	8,836	0	0
BOOTHROYD-DEWHURST, INC.	1,170	1,170	0	0
BORDER STATES INDUSTRIES, INC.	136,511	136,511	0	136,511
BORLAND INTERNATIONAL	1,994	1,994	0	0
BOSCH AUTOMATION PRODUCTS	16,468	16,468	0	0
BOSS INTERNATIONAL	1,690	1,690	0	0
BOSS MANUFACTURING CO.	4,015	0	4,015	0
BOSTON DIGITAL CORP.	8,048	8,048	0	0
BOSTON ELECTRONICS CORP.	4,754	4,754	0	0
BOST, PATRICIA J., PHD	19,607	19,607	0	19,607
BOTTOMLINE ENTERPRISES	21,393	21,393	0	0
BOULDER MICROWAVE TECHNOLOGIES, INC.	12,300	12,300	0	0
BOUNTY EDUCATION PROJECT	44,975	44,975	0	0
BOWMAR INSTRUMENT CORP.	17,901	17,901	0	0
BOX HILL SYSTEMS CORP.	3,410	3,410	0	0
BOXLIGHT CORP.	4,017	4,017	0	0
BOYD CORP.	2,999	2,999	0	0

Supplier Name	Total \$	SNL/NM \$	SNL/CA \$	NM \$
BOYD ENGINEERING CO., INC.	17,278	17,278	0	17,278
BP MICROSYSTEMS, INC.	17,132	17,132	0	0
BPB INSTRUMENTS	3,200	3,200	0	0
BPLW ARCHITECTS & ENGINEERS, INC.	289,890	289,890	0	289,890
BRADDOCK, DR. JOSEPH V.	7,000	7,000	0	0
BRADEN ENGINEERING	2,350	2,350	0	0
BRADLEY WARD SYSTEMS, INC.	32,545	32,545	0	0
BRADLEY, JOHN	2,620	2,620	0	0
BRADLEY, JOSEPH T., III	1,000	1,000	0	1,000
BRAD'S HOTSHOT SERVICE	3,000	3,000	0	0
BRADY USA	1,451	1,366	84	0
BRADY, SUSAN A.	24,500	0	24,500	0
BRAGG GRATING TECHNOLOGIES	1,090	0	1,090	0
BRAGG TECHNOLOGY INTERNATIONAL	4,000	0	4,000	0
BRANCO EQUIPMENT SALES	5,018	0	5,018	0
BRAUD, HARRY J.	7,000	7,000	0	0
BRAUN, M., INC.	39,840	39,840	0	0
BRAYMAN, EARL ELECTRICAL SERVICES	2,600	2,600	0	2,600
BRAZAS FIRE & SAFETY EQUIPMENT CO.	4,326	4,326	0	4,326
BREAULT RESEARCH ORGANIZATION, INC.	1,400	1,400	0	0
BREINER, OTTO INSTRUMENTS	11,683	5,000	6,683	0
BREITBART, ERIC	12,500	12,500	0	12,500
BREL INTERNATIONAL COMPONENTS	1,466	1,466	0	0
BRENT AMERICA	1,070	1,070	0	0
BRENTON SAFETY EQUIPMENT CO.	6,897	0	6,897	0
BRERO CONSTRUCTION, INC.	44,030	0	44,030	0
BREWER OIL COMPANY	1,241	1,241	0	1,241
BREWER SCIENCE, INC.	6,955	6,955	0	0
BREWER STEEL	2,289	2,289	0	0
BREWER, J. W. TIRE CO., INC.	50,631	50,631	0	50,631
BRIAR HILL STONE CO.	2,250	2,250	0	0
BRICE, DAVID K.	4,500	4,500	0	4,500
BRIGGS-WEAVER, INC.	23,129	23,129	0	0
BRIGHAM YOUNG UNIVERSITY	157,624	157,624	0	0
BRIGHTWELL, RONALD B.	11,300	11,300	0	0
BRILL ELECTRONICS	13,880	0	13,880	0
BRINKMANN INSTRUMENTS, INC.	16,989	16,989	0	0
BRISTLECONE CORP.	6,725	6,725	0	0
BRISTOL GROUP, LTD., THE	7,913	7,913	0	0
BRISTOL TECHNOLOGIES, INC.	16,000	16,000	0	0
BRITISH AEROSPACE DEFENCE, LTD.	50,000	50,000	0	0
BROADBAND COMMUNICATIONS PRODUCTS, INC.	4,695	4,695	0	0
BROADCAST SUPPLY CO.	1,503	1,503	0	1,503
BROADWELL, JAMES E.	36,889	0	36,889	0
BROCK-EASLEY, INC.	1,562	1,562	0	0
BRODART CO.	7,751	7,105	646	0
BRONX ZOO/WILDLIFE CONSERVATION PARK	2,400	2,400	0	0
BROOKFIELD ENGINEERING LABORATORIES, INC.	6,871	6,871	0	0
BROOKHAVEN INSTRUMENTS CORP.	14,250	14,250	0	0
BROOKS-COLE PUBLISHING CO.	4,582	4,582	0	4,582
BROOKS, LINTON	6,000	6,000	0	0
BROOMER RESEARCH LABS	3,920	3,920	0	0
BROSE CO.	3,646	0	3,646	0
BRO-TECH CORP.	1,333	0	1,333	0
BROTHER INTERNATIONAL CORP.	1,168	515	653	0
BROWN ENGINEERING CO.	13,774	13,774	0	0
BROWN UNIVERSITY	50,000	0	50,000	0

Supplier Name	Total \$	SNL/NM \$	SNL/CA \$	NM \$
BROWN & SHARPE/LEITZ	468,712	468,712	0	0
BROWNE, DOUGLAS C.	15,000	15,000	0	15,000
BROWNING-FERRIS INDUSTRIES	97,237	0	97,237	0
BROWN, SATYRA	1,600	1,600	0	1,600
BROWN, WILLIAM C.	10,000	10,000	0	0
BRUEL & KJAER INSTRUMENTS, INC.	15,671	7,012	8,659	0
BRUKER INSTRUMENTS, INC.	24,280	24,280	0	0
BRUSH WELLMAN, INC.	34,474	9,388	25,086	0
BRYANT LABORATORY, INC.	3,326	0	3,326	0
BRYTEC SALES	4,070	4,070	0	4,070
BSI COMPUTERS, INC.	2,818	2,818	0	0
BSTA, INC.	39,265	39,265	0	39,265
BS&B SAFETY SYSTEMS, INC.	8,135	5,193	2,942	0
BT INMARSAT (BT C-CLUB)	25,000	25,000	0	0
BT OFFICE PRODUCTS INTERNATIONAL	2,103	0	2,103	0
BT REDWOOD	15,525	0	15,525	0
BTG TECHNOLOGY SYSTEMS	13,085	9,569	3,516	0
BUBBLE TECHNOLOGY INDUSTRIES	14,170	14,170	0	0
BUCKLES-SMITH ELECTRIC CO.	100,519	0	100,519	0
BUCKLEY, TIM	1,588	1,588	0	0
BUDGET RENT-A-CAR	4,000	4,000	0	4,000
BUDWINE SERVICE ELECTRIC CO., INC.	4,560	4,560	0	4,560
BUEHLER, LTD.	112,159	101,921	10,238	0
BUFFER ENTERPRISES, INC.	49,900	49,900	0	49,900
BUFFINGTON, ROBERT J.	4,600	4,600	0	4,600
BUILDING BLOCK COMPUTERS	21,735	21,735	0	0
BUKER, DAVID W., INC.	15,000	15,000	0	0
BULL, C. H. CO.	11,193	0	11,193	0
BULL, RICHARD D., III, PE	80,000	0	80,000	0
BUNN-O-MATIC CORP.	1,571	0	1,571	0
BURDICK & BURDICK, INC.	1,175	1,175	0	0
BURKE ENGINEERING CO.	378,263	333,651	44,613	333,651
BURKE INDUSTRIES	3,323	3,323	0	0
BURKS, CHARLES C.	10,000	10,000	0	10,000
BURLE INDUSTRIES, INC.	6,296	6,296	0	1,260
BURLEIGH INSTRUMENTS, INC.	108,760	57,130	51,630	0
BURLINGTON SAFETY LABORATORY OF CALIFORNIA, INC.	3,010	2,190	820	0
BURNS CONTROLS CO.	1,519	1,519	0	0
BURNS INTERNATIONAL SECURITY SERVICES	42,200	42,200	0	42,200
BURNS-MILWAUKEE	8,134	7,830	304	0
BURNS, MAJOR GENERAL WILLIAM F. (RET)	6,900	6,900	0	0
BURNS, WILLIAM F.	28,900	28,900	0	0
BURT, RICHARD	4,450	4,450	0	0
BUSHNELL, JAMES C.	20,000	20,000	0	20,000
BUSINESS COMMUNICATION SERVICES, INC.	26,297	26,297	0	26,297
BUSINESS COMMUNICATIONS CO., INC.	54,240	54,240	0	0
BUSINESS COMPUTER SYSTEMS, INC. (BCS)	96,173	96,173	0	96,173
BUSINESS ENVIRONMENTS	5,190,400	5,190,400	0	5,190,400
BUSINESS GRAPHICS, INC.	11,861	11,861	0	11,861
BUSINESS MACHINES CENTER, INC. (BMC)	186,075	186,075	0	186,075
BUSINESS SYSTEMS & MACHINES, INC.	4,640	4,640	0	4,640
BUSINESS WIRE	1,000	0	1,000	0
BUS-TECH, INC.	35,231	35,231	0	0
BUTLER SERVICE GROUP, INC.	19,000	15,000	4,000	15,000
BUTLER & LAND, INC.	2,210	2,210	0	0
BUTLER-JOHNSON CORP.	1,424	0	1,424	0
BUTLER, DR. JAMES N.	1,323	1,323	0	0
BYRNE SPECIALTY GASES	2,340	0	2,340	0

Supplier Name	Total \$	SNL/NM \$	SNL/CA \$	NM \$
BY, INC.	5,025	2,475	2,550	5,025
C&D INDUSTRIAL PHOTO SALES	18,729	18,729	0	18,729
C&H DISTRIBUTORS, INC.	10,759	9,439	1,320	0
C&S SALES, INC.	2,492	2,492	0	0
C/D/N ISOTOPES	1,810	1,810	0	0
C TECHNOLOGIES, INC.	1,450	1,450	0	0
CABLE EXPRESS	1,986	1,006	980	0
CABLETRON SYSTEMS, INC.	733,556	0	733,556	0
CABOT CORP.	2,842	2,842	0	0
CABOT SAFETY CORP.	9,145	0	9,145	0
CACHE SCIENTIFIC, INC.	2,250	2,250	0	0
CAC, INC.	401,657	401,657	0	401,657
CAD SOLUTIONS	1,500	1,500	0	0
CAD TEAM USA, INC., THE	1,050	1,050	0	0
CADDO DESIGN & OFFICE PRODUCTS	2,001	2,001	0	2,001
CADDO DESIGN, INC.	2,756	2,756	0	2,756
CADDOCK ELECTRONICS, INC.	4,813	4,813	0	0
CADENA RESEARCH SYSTEMS	4,500	4,500	0	0
CADENCE DESIGN SYSTEMS, INC.	18,952	18,952	0	0
CADILLAC PLASTIC & CHEMICAL CO.	15,187	14,601	586	14,601
CADRE TECHNOLOGIES, INC.	34,595	34,595	0	0
CADSI CORP.	8,310	5,540	2,770	0
CAERE CORP.	1,019	724	295	0
CAL ROPE	2,125	2,125	0	0
CAL STEAM	5,659	0	5,659	0
CAL TECH CONTROLS	3,840	0	3,840	0
CAL TOOL INDUSTRIAL SUPPLY	19,478	0	19,478	0
CAL-AV LABS, INC.	7,600	7,600	0	0
CALBIOCHEM-BEHRING CORP.	3,288	0	3,288	0
CALCOMP, INC.	5,370	5,370	0	2,000
CALCOR SPACE FACILITY, INC.	245,888	245,888	0	0
CALCULATORS, INC.	1,690	1,690	0	0
CALEX MANUFACTURING CO., INC.	1,216	500	716	0
CAL-GLASS RESEARCH, INC.	1,129	1,129	0	0
CALIFORNIA ADVANCED ENVIRONMENTAL	5,665	5,665	0	0
CALIFORNIA ENERGY CO., INC.	150,000	150,000	0	0
CALIFORNIA FINE WIRE CO.	10,306	10,306	0	0
CALIFORNIA HYDRONICS	1,936	0	1,936	0
CALIFORNIA INSTITUTE OF TECHNOLOGY	178,063	171,063	7,000	0
CALIFORNIA INSTRUMENTS CORP.	1,600	1,600	0	0
CALIFORNIA JIG GRINDING	1,725	0	1,725	0
CALIFORNIA MEMORY COMPONENTS	12,020	0	12,020	0
CALIFORNIA MICROWAVE	33,376	33,376	0	0
CALIFORNIA SAFETY & SUPPLY CO.	7,171	0	7,171	0
CALIFORNIA SERVICE TOOL CO., INC.	1,992	0	1,992	0
CALIFORNIA STATE POLYTECHNIC UNIVERSITY	85,885	85,885	0	0
CALIFORNIA STATE UNIVERSITY	40,000	0	40,000	0
CALIFORNIA STATE UNIVERSITY CHICO	6,000	0	6,000	0
CALITEK CORP.	5,951	5,951	0	0
CALLISTER, T. BRYAN, MD.	25,100	25,100	0	0
CALLOW, PHILIP M.	25,000	25,000	0	25,000
CALMARK CORP.	4,633	4,633	0	0
CALUMET PHOTOGRAPHIC, INC.	1,388	1,334	54	0
CAMBEL, DR. ALI	52,895	52,895	0	0
CAMBER CORP.	129,175	129,175	0	129,175
CAMBRIC GRAPHICS, INC.	25,000	0	25,000	0
CAMBRIDGE CAMERA EXCHANGE	1,875	1,875	0	0
CAMBRIDGE ISOTOPE LABORATORIES, INC.	13,029	2,600	10,430	0
CAMBRIDGE LASER LAB	13,000	0	13,000	0

Supplier Name	Total \$	SNL/NM \$	SNL/CA \$	NM \$
CAMBRIDGE MANAGEMENT CORP.	306,800	306,800	0	0
CAMBRIDGE MILL PRODUCT, INC.	1,750	1,750	0	0
CAMBRIDGE PARALLEL PROCESSING, INC.	113,920	113,920	0	0
CAMBRIDGE SCIENTIFIC COMPUTING	2,015	349	1,666	0
CAMBRIDGE TECHNOLOGY	11,870	6,080	5,790	0
CAMBRIDGE UNIVERSITY	15,000	15,000	0	0
CAMCO	11,595	0	11,595	0
CAMERA WORKS, INC.	1,687	1,687	0	1,687
CAMERA & DARKROOM	61,674	61,674	0	61,674
CAMERON MEDICAL CORP.	5,746	0	5,746	0
CAMERON-YAKIMA	2,226	2,226	0	0
CAMINTONN CORP.	10,800	10,800	0	0
CAMPBELL SCIENTIFIC, INC.	79,308	78,568	740	0
CAMPBELL SERVICES, INC.	6,416	6,416	0	0
CAMPBELL, JANIS	19,000	0	19,000	0
CANADA, INC.	1,500	1,500	0	1,500
CANADIAN CENTRE FOR OCCUPATIONAL HEALTH & SAFETY, THE	1,405	1,405	0	0
CANBERRA INDUSTRIES, INC.	150,624	149,864	760	0
CANBERRA NUCLEAR	1,630	1,630	0	1,630
CANOGA-PERKINS CORP.	38,701	15,749	22,952	0
CANON USA, INC.	233,292	225,089	8,203	15,446
CANONIE ENVIRONMENTAL	7,208	7,208	0	0
CANYON GASKET SUPPLY	2,338	2,338	0	0
CAPELLA NETWORKING	3,060	3,060	0	0
CAPELLO, LARRY, INC.	4,567	4,567	0	0
CAPITAL DATA PRODUCTS	3,220	3,220	0	0
CAPITAL PRODUCTIONS MUSIC	2,300	2,300	0	0
CAPITOL EQUIPMENT CO.	1,485	1,485	0	0
CAPITOL TOOL & SUPPLY CO.	6,434	0	6,434	0
CAPS LOGISTICS, INC.	14,606	14,606	0	0
CARA, INC.	52,000	52,000	0	52,000
CARBONE OF AMERICA	1,513	0	1,513	0
CARBONELL, DR. REUBEN G.	12,000	0	12,000	0
CARBORUNDUM CO., THE	2,155	1,759	396	0
CAREER SERVICES FOR PERSONS WITH DISABILITIES	609,549	609,549	0	609,549
CAREER TRACK PUBLICATIONS	7,150	7,150	0	0
CARGO CAIRE	1,329	0	1,329	0
CARLBERG-WARREN & ASSOCIATES	1,092	1,092	0	0
CARLSON HEATING & AIR CONDITIONING, INC.	300,000	300,000	0	300,000
CARLSON SYSTEMS	1,015	0	1,015	0
CARLSON, ARVA	2,637	2,637	0	0
CARLTON INDUSTRIES, INC.	1,178	1,178	0	0
CARMEL CHEMICALS, INC.	1,250	1,250	0	0
CARNEGIE-MELLON UNIVERSITY	223,995	204,495	19,500	0
CAROLINA BIOLOGICAL SUPPLY	5,387	165	5,221	0
CARPENTER TECHNOLOGY CORP.	3,919	3,101	818	0
CARPENTER, E. R. CO., INC.	6,003	6,003	0	0
CARRERA COMPUTERS, INC.	12,868	12,868	0	0
CARRERA, DR. JESUS	56,000	56,000	0	0
CARRERO CROY & CO., INC.	3,000	0	3,000	0
CARRIER CORP.	87,594	87,594	0	87,594
CARRIZO SOLAR CORP.	7,000	7,000	0	7,000
CARR-LANE MANUFACTURING CO.	24,688	724	23,964	0
CARROLL TOUCH	4,744	4,744	0	0
CARROLL, W. M. & CO.	13,984	13,984	0	13,984
CARSON & ELLIS AUTO ELECTRIC, INC.	1,371	1,371	0	1,371
CARTER IMAGING	5,909	5,909	0	0

Supplier Name	Total \$	SNL/NM \$	SNL/CA \$	NM \$
CARTER, H. V., INC.	1,595	0	1,595	0
CARVER, FRED S., INC.	5,216	5,216	0	0
CASA ENTERPRISES, INC.	1,757	1,757	0	1,757
CASCADE MICROTECH	97,836	94,906	2,930	0
CASE WESTERN RESERVE UNIVERSITY	198,516	198,516	0	0
CASEBRIDGE CORP.	2,000	2,000	0	0
CASET SOLUTIONS CORP.	84,296	84,296	0	84,296
CASEWORK SYSTEMS, INC.	20,211	20,211	0	0
CASH REGISTER SYSTEMS, INC.	1,894	1,894	0	1,894
CASHMAN EQUIPMENT CO.	42,245	42,245	0	0
CASOLA ASSOCIATES	2,995	2,995	0	0
CASTERS OF ALBUQUERQUE, INC.	1,914	1,914	0	1,914
CASTING CENTER, THE	15,418	15,418	0	15,418
CASWELL INTERNATIONAL CORP.	10,867	10,867	0	0
CATALINA COATINGS, INC.	20,006	20,006	0	0
CATES, JOHN W.	26,520	26,520	0	26,520
CATON CONNECTOR CORP.	7,879	7,879	0	0
CAUDELL DESIGN & SCREEN PRINT	1,248	1,248	0	1,248
CAULISTICS	1,005	0	1,005	0
CAUSAL SYSTEMS	2,316	2,316	0	0
CAYMAN SYSTEMS	9,071	9,071	0	0
CBI SERVICES, INC.	179,291	179,291	0	0
CBM TECHNOLOGIES	21,000	21,000	0	0
CCI	20,000	20,000	0	0
CCT LASER SERVICES	3,648	3,648	0	0
CD ARCHIVE, INC.	2,408	0	2,408	0
C-D PRODUCTIONS, INC.	110,000	110,000	0	110,000
CDC	2,074	2,074	0	0
CDM FEDERAL PROGRAMS CORP.	497,134	497,134	0	631
CE EXPLORATION CO., INC.	800,000	800,000	0	0
CE SOFTWARE	3,830	3,830	0	0
CEDAR CO.	2,179	2,179	0	0
CELESCO TRANSDUCER PRODUCTS, INC.	1,396	1,396	0	0
CELLULAR CONNECTION	13,278	628	12,650	628
CELLULAR ONE	2,299	2,299	0	0
CELLULAR & MORE	1,140	1,140	0	1,140
CEM CORP.	1,000	0	1,000	0
CENTAUR FORGE, LTD.	1,078	1,078	0	0
CENTENNIAL ELECTRIC DISTRIBUTORS	10,220	0	10,220	0
CENTER FOR HANDS-ON LEARNING	4,364	4,364	0	4,364
CENTER FOR PRECISION MACHINING, INC. (CPM)	4,800	4,800	0	0
CENTER FOR STRATEGIC & INTERNATIONAL STUDIES	25,000	25,000	0	0
CENTER FOR SUSTAINABLE TECHNOLOGY AT GEORGIA INSTITUTE OF TECHNOLOGY	10,430	10,430	0	0
CENTER FOR VIDEO EDUCATION	2,195	2,195	0	0
CENTER OF SOUTHWEST CULTURE, INC.	10,000	10,000	0	10,000
CENTERLINE SOFTWARE	20,550	20,550	0	0
CENTORR FURNACES	17,015	17,015	0	0
CENTRAL COMPUTER SYSTEMS	28,096	1,927	26,169	0
CENTRAL DATA CORP.	7,262	7,262	0	0
CENTRAL RESEARCH LABORATORIES	15,000	15,000	0	0
CENTRAL TEXAS COLLEGE	45,531	45,531	0	0
CENTRAL WHOLESALE ELECTRICAL DISTR., INC.	60,164	0	60,164	0
CENTRIC ENGINEERING	4,999	4,999	0	0
CENTRON CORP.	1,189	1,189	0	0
CENTURY COMPUTING	1,720	1,720	0	0
CENTURY MACHINE CO.	38,863	38,863	0	38,863

Supplier Name	Total \$	SNL/NM \$	SNL/CA \$	NM \$
CENTURY METAL SPINNING	133,945	133,945	0	0
CENTURY PLUS	57,133	57,133	0	57,133
CEPLECHA, DR. ZDENEK	22,000	22,000	0	0
CERAC, INC.	9,046	9,046	0	0
CERAM OPTEC	2,500	2,500	0	0
CERAMIC DEVICES, INC.	2,873	2,873	0	0
CERAMIC MAGNETICS, INC.	1,420	1,420	0	0
CERAMIC PRODUCTS	3,350	0	3,350	0
CERAMX	12,791	11,965	826	0
CERBERUS PYROTRONICS	59,723	0	59,723	0
CERCONA, INC.	28,500	28,500	0	0
CERPROBE CORP.	68,590	68,590	0	0
CERROS SYSTEMS, LTD.	4,832	4,832	0	4,832
CERTIFIED FABRICATORS, INC.	64,935	64,935	0	0
CERTIFIED FASTENERS, INC.	5,093	0	5,093	0
CESIWID, INC.	8,516	8,516	0	0
CF SOFTWARE	2,100	0	2,100	0
CFD RESEARCH CORP.	34,125	34,125	0	0
CH2M HILL CENTRAL, INC.	30,000	30,000	0	30,000
CHABAI, ALBERT J.	15,000	15,000	0	15,000
CHABOT-LAS POSITAS COMMUNITY COLLEGE	6,450	0	6,450	0
CHANCE, JOHN E. & ASSOCIATES	25,758	25,758	0	0
CHAND ASSOCIATES, INC.	9,875	9,875	0	0
CHANDLER, FRANKIE	8,000	0	8,000	0
CHANG CORP.	12,474	12,474	0	12,474
CHANG, PROF. FU KUO	3,000	0	3,000	0
CHAPMAN, MIKE CO., THE	1,577	1,577	0	0
CHAPMAN, RICHARD A.	15,000	15,000	0	0
CHARDAN'S BOILER SERVICE	97,000	97,000	0	97,000
CHARDONNAY GARDEN APARTMENTS	53,162	0	53,162	0
CHAVA TRUCKING CO.	3,381	3,381	0	3,381
CHAVEZ, FRED	4,800	4,800	0	4,800
CHAVEZ, RALPH	2,400	2,400	0	2,400
CHELYABINSK STATE UNIVERSITY OF TECHNOLOGY	40,000	40,000	0	0
CHEMCENTRAL, INC.	2,986	0	2,986	0
CHEMDATA RESEARCH	34,392	0	34,392	0
CHEMGLASS, INC.	1,981	1,981	0	0
CHEMGUARD, INC.	11,393	11,393	0	0
CHEMICAL CONCEPTS	3,838	3,838	0	0
CHEMSEARCH	18,231	0	18,231	0
CHERRONE CHEMICAL CO.	33,607	0	33,607	0
CHESHER, DR. STEPHEN R.	10,000	10,000	0	0
CHESSELL CORP.	3,108	0	3,108	0
CHEYENNE SOFTWARE, INC.	3,694	3,694	0	0
CHILDERS, C. WILLIAM	15,000	15,000	0	15,000
C-HILL ELECTRIC	1,700	1,700	0	1,700
CHIPCOM CORP.	1,295	1,295	0	0
CHISWICK, CO.	4,389	4,389	0	0
CHK ENTERPRISES, INC.	5,704	5,704	0	5,704
CHLORIDE SYSTEMS	10,310	10,310	0	204
CHOICES FOR FAMILIES	39,000	39,000	0	39,000
CHORUS CORP.	446,557	446,557	0	0
CHRIS CRANE ENTERPRISES, INC.	1,040	0	1,040	0
CHRISMAN, WAYNE	2,800	0	2,800	0
CHROMA COLOR, INC.	20,000	20,000	0	20,000
CHROMAGRAPHICS	2,221	0	2,221	0
CHROMALOX	8,727	8,727	0	0
CHRONOLOGY CORP.	10,822	10,822	0	0

Supplier Name	Total \$	SNL/NM \$	SNL/CA \$	NM \$
CHUGACH ELECTRIC ASSOCIATION (CEA)	9,720	9,720	0	0
CIBA-GEIGY CORP.	1,404	0	1,404	0
CID TECHNOLOGIES, INC.	6,745	1,065	5,680	0
CIE	1,500	1,500	0	0
CIGNA	834,570	834,570	0	0
CIMETRIX, INC.	40,000	40,000	0	0
CIMEX CORP.	2,000	2,000	0	0
CINCH	3,062	3,062	0	0
CINCINNATI CONTAINER	1,425	1,425	0	0
CINCINNATI ELECTRONICS	270,600	267,900	2,700	0
CINCINNATI MILACRON MACHINE TOOL	11,421	0	11,421	0
CINCINNATI SUB-ZERO PRODUCTS, INC.	232,085	232,085	0	0
CINCOM SYSTEMS, INC.	27,840	27,840	0	0
CINEKINETIC USA	1,813	1,813	0	0
CIRCUIT CITY	2,278	0	2,278	0
CIRCUIT SHOP, INC., THE	81,622	81,622	0	81,622
CIS SECURITY SYSTEMS CORP.	11,591	11,591	0	0
CISCO SYSTEMS, INC.	1,655,334	1,603,334	52,000	0
CITATION PUBLISHING, INC.	3,630	3,630	0	0
CITRIX SPRINGS, INC.	4,995	0	4,995	0
CITY MECHANICAL, INC.	7,800	0	7,800	0
CITY OF ALBUQUERQUE	737,153	737,153	0	737,153
CITY TOOL AND DIE MANUFACTURING	16,544	0	16,544	0
CLAIMS TECHNICAL SERVICES	73,000	0	73,000	0
CLAREMONT CONSULTING GROUP	2,200	2,200	0	0
CLARE, C. P. CORP.	5,508	5,508	0	0
CLARIDGE PRODUCTS & EQUIPMENT, INC.	3,358	0	3,358	0
CLARK ANALYTICAL	140,000	140,000	0	140,000
CLARK SECURITY PRODUCTS, INC.	2,192	1,502	690	0
CLARKLIFT OF EL PASO, INC.	2,880	2,880	0	2,880
CLARK-MXR, INC.	186,165	12,600	173,565	0
CLARK, ED	5,000	5,000	0	5,000
CLAR, SAM OFFICE FURNITURE	1,422	0	1,422	0
CLAUSEN COMPUTER SOLUTIONS, INC.	9,723	0	9,723	0
CLAYTON ENVIRONMENTAL CONSULTANTS, INC.	185,934	0	185,934	0
CLEAN AIR ENGINEERING	7,295	7,295	0	0
CLEAN ROOM PRODUCTS, INC.	13,403	3,875	9,528	0
CLEAN SITES, INC.	40,000	40,000	0	0
CLEAR SOFTWARE, INC.	11,274	11,274	0	0
CLEARPOINT RESEARCH CORP.	1,497	1,497	0	0
C-LEC PLASTICS, INC.	383,646	383,646	0	0
CLEMSON UNIVERSITY	10,000	10,000	0	0
CLEVELAND CITY FORGE	7,391	7,391	0	0
CLEVELAND CRYSTALS, INC.	48,069	34,070	13,999	0
CLEVELAND TUNGSTON	1,000	1,000	0	0
CLEVELY, CHRISTOPHER R., PE	50,000	0	50,000	0
CLEVEPAK CORP.	3,368	0	3,368	0
CLI FEDERAL	292,424	292,424	0	292,424
CLIMATEC, INC.	1,076	1,076	0	348
CLIMAX SPECIALTY METALS CORP.	4,173	0	4,173	0
CLINICAL DIAGNOSTICS SYSTEMS, INC.	12,227	12,227	0	0
CLOVER SYSTEMS	4,995	4,995	0	0
CLUB CAR	34,858	34,858	0	0
CLUB CAR OF NORTH TEXAS	5,688	5,688	0	0
CLUB MAC	55,206	18,240	36,966	0
CLUFF, LLOYD S.	57,000	57,000	0	0
CM FURNACES, INC.	1,198	1,198	0	0
CMI INTERNATIONAL	2,500	0	2,500	0
CMI (CROMPTON-METERMASTER, INC.)	22,841	22,841	0	0

Supplier Name	Total \$	SNL/NM \$	SNL/CA \$	NM \$
CNC MACHINING CENTER	37,391	37,391	0	37,391
CNN	1,130	1,130	0	0
COACH'S CHASSIS	10,682	10,682	0	10,682
COAST ALUMINUM	12,141	0	12,141	0
COAST METAL CRAFT	14,240	14,240	0	0
COAT RITE & ELECTROPOLISH OF ALBUQUERQUE	4,831	4,831	0	4,831
COBALT BLUE	2,965	2,965	0	0
COCHRAN LANDSCAPE MATERIAL	15,868	0	15,868	0
COCOMP, INC.	85,617	85,617	0	0
CODY'S BOOKS, INC.	1,039	0	1,039	0
COHEN/GEBLER ASSOCIATES	1,812	1,812	0	0
COHERENT COMPONENTS GROUP	52,991	39,881	13,110	0
COHERENT, INC.	713,687	301,776	411,911	0
COHU, INC.	71,755	56,040	15,714	25,165
COIL CRAFT	1,839	1,839	0	0
COINING CORP. OF AMERICA	1,300	1,300	0	0
COLBORN'S SCHOOL & OFFICE SUPPLY	3,974	3,974	0	3,974
COLE SUPPLY CO.	43,245	0	43,245	0
COLEMAN, JAMES R.	60,000	60,000	0	0
COLEMAN, SHAUN	15,000	0	15,000	0
COLE--PARMER INSTRUMENT CO.	137,935	100,897	37,038	0
COLFAX INTERNATIONAL	4,776	0	4,776	0
COLLEGE OF AMERICAN PATHOLOGISTS	1,161	1,161	0	0
COLLEGE OF ENGINEERING	1,000	0	1,000	0
COLLEGE OF SANTA FE	490,028	490,028	0	490,028
COLLEGE OF WILLIAM & MARY, THE	100,000	100,000	0	0
COLOG, INC.	238,485	238,485	0	0
COLORADO MOLDED PRODUCTS	2,625	2,625	0	0
COLORADO SCHOOL OF MINES	87,223	87,223	0	0
COLORADO STATE UNIVERSITY	258,862	212,145	46,717	0
COLT TECHNOLOGY CORP.	83,080	83,080	0	0
COLUCCI, CECILIA	9,000	9,000	0	9,000
COLUMBIA ANALYTICAL SERVICES	4,040	4,040	0	0
COLUMBIA RESEARCH LABS, INC.	2,790	2,790	0	0
COLUMBIA SCIENTIFIC INDUSTRIES	119,465	119,465	0	0
COLUMBINE PLASTICS CORP.	1,575	1,575	0	0
COLUMBINE TECHNOLOGY	1,236	1,236	0	0
COM GRAFIX, INC.	1,200	1,200	0	0
COMAC SYSTEMS CORP., THE	38,025	0	38,025	0
COMARK	12,518	12,518	0	0
COMBUSTION SYSTEMS, INC.	27,496	27,496	0	27,496
COMDEL, INC.	1,000	1,000	0	0
COMMAND LINE COMPUTERS, INC.	16,860	0	16,860	0
COMMERCE CLEARING HOUSE, INC.	2,230	2,230	0	0
COMMERCE GRINDING CO.	36,080	36,080	0	0
COMMERCE/NOAA/NCDC	2,195	2,195	0	0
COMMERCIAL BODY CORP.	2,967	2,967	0	2,967
COMMERCIAL ELECTRO-COATING	11,240	11,240	0	11,240
COMMERCIAL FENCE CO., INC.	63,552	0	63,552	0
COMMERCIAL MECHANICAL SERVICES, INC.	47,235	0	47,235	0
COMMERCIAL SOUND SYSTEMS	2,160	2,160	0	2,160
COMMERCIAL WAREHOUSE	115,700	115,700	0	115,700
COMMONWEALTH SCIENTIFIC CORP.	67,637	67,637	0	0
COMMUNICATION APPLICATIONS	6,500	6,500	0	6,500
COMMUNICATION ART FORMS	29,074	29,074	0	0
COMMUNICATION COUNSEL OF AMERICA, INC., THE	9,300	9,300	0	0
COMMUNICATION STRATEGIES, INC.	28,690	28,690	0	28,690

Supplier Name	Total \$	SNL/NM \$	SNL/CA \$	NM \$
COMMUNICATIONS AUTOMATION & CONTROL, INC.	2,600	2,600	0	0
COMMUNICATIONS SPECIALTIES, INC.	1,995	1,995	0	0
COMMUNICATIONS & POWER INDUSTRIES, INC.	84,000	84,000	0	0
COMMUNITY OF SCIENCE, INC.	2,000	2,000	0	0
COMP USA, INC.	19,211	888	18,323	0
COMPAC	4,948	4,948	0	0
COMPACT SOFTWARE	7,198	7,198	0	0
COMPAQ COMPUTER CORP.	23,397	23,397	0	0
COMPCONTROL, INC.	131,400	131,400	0	0
COMPLETE CUSTOM DECORATING	1,508	1,508	0	1,508
COMPLETE LINE, THE	90,000	0	90,000	0
COMPLETE OFFICE SYSTEMS	108,534	102,507	6,027	108,534
COMPLETE OPTO ELECTRONICS, LTD.	28,958	28,958	0	0
COMPOSITE OPTICS, INC.	136,264	136,264	0	0
COMPREHENSIVE SYSTEMS, INC.	46,322	46,322	0	0
COMPRESSOR COMPONENTS	1,500	0	1,500	0
COMPRESSOR PARTS & REPAIR INDUSTRIES, INC.	2,665	2,665	0	0
COMPUTATA, INC.	3,570	3,570	0	3,570
COMPULINK SYSTEMS	1,344	1,344	0	0
COMPU-MEDIA	134,502	134,101	401	134,502
COMPUNET TECHNOLOGIES, INC.	297,745	297,745	0	297,745
COMPUSA, INC.	2,646	2,220	426	0
COMPUSERVE, INC.	30,576	26,976	3,600	0
COMPUTABILITY CONSUMER ELECTRONICS	10,516	10,516	0	0
COMPUTALOG WIRELINE PRODUCTS, INC.	13,000	13,000	0	0
COMPUTE INTENSIVE	15,700	15,700	0	0
COMPUTECH CONSULTANTS	1,596	1,596	0	1,596
COMPUTER AIR/POWER SYSTEMS, INC.	1,809	1,809	0	0
COMPUTER APPLICATIONS COMPANY	2,770	0	2,770	0
COMPUTER ASSOCIATES SERVICES, INC. (CASI)	1,139,622	1,135,749	3,873	0
COMPUTER AUXILIARY PRODUCT SERVICES, INC.	1,500	1,500	0	0
COMPUTER BIZ, INC.	23,760	0	23,760	0
COMPUTER BOARDS, INC.	14,660	14,660	0	0
COMPUTER CENTER OF HAYWARD	3,115	0	3,115	0
COMPUTER CLEARING HOUSE, INC.	23,610	23,610	0	0
COMPUTER CONNECTIONS AMERICA	1,288	0	1,288	0
COMPUTER CONVERSIONS CORP.	2,240	0	2,240	0
COMPUTER CORNER	131,280	131,280	0	131,280
COMPUTER DESIGN & GRAPHIC SYSTEMS	2,299	2,299	0	0
COMPUTER DISCOUNT WAREHOUSE	117,094	109,383	7,711	0
COMPUTER DYNAMICS	8,928	6,537	2,391	0
COMPUTER DYNAMICS SYSTEMS, INC.	37,646	8,244	29,402	0
COMPUTER GRAPHICS CENTER	1,299	1,299	0	0
COMPUTER GRAPHICS LEARNING CENTER	1,175	1,175	0	1,175
COMPUTER IMAGING CONSULTANTS	27,040	27,040	0	0
COMPUTER LIBRARY	16,264	12,619	3,645	0
COMPUTER LITERACY BOOKSHOPS, INC.	7,157	45	7,112	0
COMPUTER MARKETPLACE	65,360	65,360	0	0
COMPUTER MODULES, INC.	24,042	0	24,042	0
COMPUTER ONE	7,597,687	7,596,902	785	7,597,687
COMPUTER POWER SUPPORT, INC.	3,983	0	3,983	0
COMPUTER POWER, INC.	4,485	4,485	0	0
COMPUTER PS, INC.	3,150	3,150	0	0
COMPUTER SCIENCES CORP.	68,960	68,960	0	50,000
COMPUTER SUPPLIES BY SAYERS, INC.	99,181	99,149	32	0
COMPUTER SUPPLIES WAREHOUSE, INC.	8,864	8,864	0	8,864

Supplier Name	Total \$	SNL/NM \$	SNL/CA \$	NM \$
COMPUTER TRAINING SOLUTIONS	20,000	20,000	0	0
COMPUTER UPGRADE CORP.	5,790	5,790	0	0
COMPUTER WARE, INC.	2,410	0	2,410	0
COMPUTER WORKS	276,286	276,286	0	276,286
COMPUTERIZED STRUCTURAL ANALYSIS & RESEARCH CORP. (CSAR)	16,860	16,860	0	0
COMPUTERLAND	101,498	101,498	0	101,498
COMPUTERLAND OF HAYWARD	1,928	0	1,928	0
COMPUTERLAND SERRAMONTE	79,443	0	79,443	0
COMPUTERM CORP.	3,062	3,062	0	0
COMPUTERS FOR DESIGN	3,528	3,528	0	3,528
COMPUTERS FROM SCRATCH	1,778	1,778	0	1,778
COMPUTERS TO RENT	10,992	0	10,992	0
COMPUTERS & MUSIC	1,163	0	1,163	0
COMPUTERVISION	108,404	0	108,404	0
COMPUTERWARE	42,686	0	42,686	0
COMPUTOUCH, INC.	1,844	1,844	0	1,844
COMPUTOWN	39,971	0	39,971	0
COMPUWARE CORP.	25,725	25,725	0	0
COMSAT MOBILE COMMUNICATIONS	36,000	36,000	0	0
COMSTOCK, INC.	112,000	112,000	0	0
COMSTREAM CORP.	300,952	300,952	0	0
COMTEQ COMPUTER CO.	4,352	0	4,352	0
COMTEQ FEDERAL	7,756	7,756	0	0
COMTRADE	19,090	19,090	0	0
CONAX BUFFALO CORP.	12,493	11,683	809	0
CONAX FLORIDA CORP.	15,000	15,000	0	0
CONCEPT CONVENTION SERVICES, INC.	1,314	1,314	0	1,314
CONCEPT GRAPHICS	43,740	43,740	0	0
CONCORD GROUP, LTD.	4,990	4,990	0	0
CONCORDE GROUP, LTD., THE	2,600	2,600	0	0
CONCORDE TECHNOLOGIES	9,950	9,950	0	0
CONCRETE SYSTEMS, INC.	1,637	1,637	0	1,637
CONCRETE WALL SAWING	2,100	0	2,100	0
CONCURRENT COMPUTER CORP.	7,992	7,992	0	0
CONDUCTIVE CONTAINERS, INC.	1,575	1,575	0	0
CONDUCTOR ANALYSIS TECHNOLOGIES	9,671	9,671	0	9,671
CONFLUENT	1,271	1,271	0	0
CONGER & ELSEA, INC.	1,995	1,995	0	0
CONGRESSIONAL QUARTERLY, INC.	12,020	0	12,020	0
CONNALLY, LESLIE O.	145,000	145,000	0	145,000
CONNAUGHT LABORATORIES, INC.	16,000	16,000	0	0
CONNECTICUT COINING, INC.	38,015	38,015	0	0
CONNECTICUT MICROWAVE CORP.	3,099	3,099	0	0
CONNECTING DEVICES, INC.	2,405	2,405	0	0
CONNECTOR SPECIALTIES CO.	2,964	2,964	0	0
CONNELL'S OFFICE SUPPLIES	5,602	5,602	0	5,602
CONNOR DEVELOPMENT SERVICES, LTD.	4,474	4,474	0	0
CONNOR-WINFIELD CORP.	1,095	1,095	0	0
CONQUEST SOFTWARE	36,370	36,370	0	0
CONSARC CORP.	35,984	35,984	0	0
CONSILIUUM, INC.	70,500	70,500	0	0
CONSOLIDATED BALING MACHINE CO.	1,639	1,639	0	0
CONSOLIDATED ELECTRICAL DISTRIBUTORS, INC. (CED)	8,795	8,795	0	811
CONSOLIDATED PLASTICS CO., INC.	11,154	654	10,501	0
CONSTRUCTION BOOKSTORE, INC.	4,874	4,874	0	0
CONSTRUCTION CLAIMS CONSULTANTS, INC. (CCC)	5,398	5,398	0	0

Supplier Name	Total \$	SNL/NM \$	SNL/CA \$	NM \$
CONSTRUCTION SEALANTS & SUPPLY CO.	8,640	8,640	0	0
CONSTRUCTION SUPPORT EQUIPMENT	2,900	2,900	0	2,900
CONSTRUCTORS, INC.	2,500	2,500	0	2,500
CONSULTING AEROSPACE ENGINEERS, INC.	35,000	35,000	0	0
CONSUMERS PIPE & SUPPLY	3,011	3,011	0	0
CONTACT EAST, INC.	10,403	10,008	394	0
CONTACT NEW MEXICO	63,863	63,863	0	63,863
CONTAINER PRODUCTS CORP.	119,684	48,609	71,075	0
CONTAMINATION STUDIES LABORATORIES	3,426	3,426	0	0
CONTAQ TECHNOLOGIES CORP.	3,195	3,195	0	0
CONTECH CONSTRUCTION PRODUCTS, INC.	1,425	1,425	0	1,425
CONTEMPORARY CYBERNETICS	14,015	14,015	0	0
CONTINENTAL DISC CORP.	9,947	4,613	5,334	0
CONTINENTAL MACHINING CO., INC.	1,183,725	1,183,725	0	1,183,725
CONTINENTAL MICROWAVE & TOOL CO., INC.	3,567	3,567	0	1,390
CONTINENTAL OPTICAL CORP.	10,644	10,644	0	0
CONTINENTAL PAPER CO.	6,441	0	6,441	0
CONTINUUM	234,623	179,572	55,051	0
CONTINUUS SOFTWARE CORP.	1,013	1,013	0	0
CONTRACT ASSOCIATES, INC.	38,453	38,453	0	38,453
CONTRACT OFFICE GROUP, INC. (COG)	8,763	0	8,763	0
CONTRACTORS FASTENERS	11,575	0	11,575	0
CONTRACTORS HEATING & SUPPLY CO. (CHS)	1,572	1,572	0	1,572
CONTRAVES, INC.	14,230	14,230	0	0
CONTROL CONCEPTS CORP.	7,045	7,045	0	0
CONTROL DATA SYSTEMS, INC.	185,802	185,802	0	0
CONTROL DISTRIBUTORS	2,000	2,000	0	2,000
CONTROL MASTER PRODUCTS, INC.	6,012	0	6,012	0
CONTROL MOLDING, INC.	10,037	10,037	0	0
CONTROLLED POWER CO.	2,600	2,600	0	2,600
CONTROLLED RECOVERY, INC.	7,500	7,500	0	7,500
CONTROLS WEST	1,317	1,317	0	0
CONVERTER CONCEPTS, INC.	1,281	1,281	0	0
COOK OPTICAL CO.	3,500	3,500	0	0
COOKE, G. M. ASSOCIATES	3,532	0	3,532	0
COOKS BUILDING SPECIALTIES, INC.	4,193	4,193	0	4,193
COONER WIRE CO.	2,377	2,377	0	0
COOPER GRAPHICS, INC.	9,992	9,992	0	9,992
COOPER INDUSTRIES, INC.	15,688	15,688	0	0
COOPER INSTRUMENTS CORP.	3,846	3,846	0	0
COOPERATIVE PRINTING SOLUTIONS, INC.	1,375	299	1,076	0
COORS CERAMICON DESIGNS, LTD.	12,023	12,023	0	0
COORS CERAMICS CO.	34,190	27,341	6,849	0
COPY-KRAFT, INC.	716,111	716,111	0	716,111
COR VISION	3,985	3,985	0	0
CORBEIL, RON	79,000	79,000	0	0
CORCOM, INC.	4,980	4,980	0	0
CORE LABORATORIES	1,257,075	1,257,075	0	0
CORE MICROSYSTEMS	5,212	0	5,212	0
COREL SYSTEMS CORP.	1,028	1,028	0	0
CORETEST SYSTEMS, INC.	275,449	275,449	0	0
CORION CORP.	1,582	0	1,582	0
CORNELIUS ARCHITECTURAL PRODUCTS	5,558	5,558	0	0
CORNELL COMPUTER CORP. OF ARIZONA	1,610,900	1,610,900	0	1,610,900
CORNELL COMPUTER SYSTEMS	10,160	10,160	0	0
CORNELL UNIVERSITY	498,220	413,309	84,911	0
CORNING, INC.	2,070	2,070	0	0
CORONADO CLUB	3,600	3,600	0	3,600
CORONADO MACHINE, INC.	115,914	115,914	0	115,914

Supplier Name	Total \$	SNL/NM \$	SNL/CA \$	NM \$
CORPORATE COMPUTING, INC.	20,279	20,279	0	0
CORPORATE EXPRESS	13,685	0	13,685	0
CORPORATE SCENES, INC.	109,500	109,500	0	0
CORPORATE SOFTWARE, INC.	10,707	380	10,327	0
CORPORATE SYSTEMS CENTER	10,036	7,423	2,613	0
CORREA ENTERPRISES	4,495	4,495	0	4,495
CORROSION SERVICES, INC.	137,592	137,592	0	137,592
CORRPRO COMPANIES, INC.	2,000	0	2,000	0
CORRU-SEALS, INC.	4,998	0	4,998	0
COSMO PLASTICS CO.	3,600	3,600	0	0
COSMODYNE MANUFACTURING, INC.	38,794	38,794	0	38,794
COSMOTRONIC CO. CORP.	22,955	22,955	0	0
COUGAR COMPONENTS	1,950	1,950	0	0
COULTER CORP.	68,675	68,675	0	0
COURTALDS	1,350	1,350	0	0
COURTAULDS AEROSPACE	2,064	1,658	407	0
COVAC VACUUM SERVICES	446,880	0	446,880	0
COVEY LEADERSHIP CENTER	644,392	644,392	0	0
COVID, INC.	1,035	1,035	0	0
COX ENGRAVING	26,730	26,730	0	26,730
COX, ROGER PETROLEUM	31,062	31,062	0	31,062
CPN CORP.	5,740	5,740	0	0
CPN ELECTRONICS, INC.	20,910	20,910	0	0
CRA SYSTEMS, INC.	4,697	4,398	299	0
CRANE PRO SERVICES	1,092	0	1,092	0
CRANE SAFETY, LTD.	2,100	2,100	0	0
CRANE SERVICE, INC.	62,200	62,200	0	62,200
CRANE VEYOR CORP.	2,873	2,873	0	0
CRAWFORD/KOINONIA, DALE	650,000	650,000	0	650,000
CRAY RESEARCH, INC.	1,253,014	684,224	568,790	1,250,904
CRC PRESS, INC.	6,458	5,238	1,219	0
CREATIVE AUTOMATION CO.	3,340	3,340	0	0
CREATIVE COMPUTER SERVICES	595,982	595,982	0	595,982
CREATIVE COMPUTERS	48,791	12,391	36,401	0
CREATIVE CONSULTANTS	2,400	2,400	0	2,400
CREATIVE SOLUTIONS	2,015	678	1,337	0
CREE RESEARCH, INC.	32,028	32,028	0	0
CREEKSIDE TECHNOLOGIES	1,745	1,745	0	0
CRENLO, INC.	4,699	1,656	3,043	0
CRESCENT ELECTRIC SUPPLY CO.	10,000	10,000	0	0
CRESTLINE PLASTICS, INC..	7,324	7,324	0	7,324
CREWS GLASS	1,700	1,700	0	1,700
CRITERION, INC.	4,500	0	4,500	0
CRM FILMS	7,300	7,300	0	0
CROCKETT, TAMARA R.	85,000	85,000	0	0
CROSS WIND TECHNOLOGY	8,181	8,181	0	0
CROSS, EILENE S.	71,290	0	71,290	0
CRS PLUS	13,203	13,203	0	0
CRS ROBOTICS	204,230	204,230	0	0
CRUZ CORP., THE	435,149	435,149	0	435,149
CRWTH COMPUTER COURSEWARES	32,000	32,000	0	0
CRYO INDUSTRIES OF AMERICA, INC.	7,545	7,545	0	0
CRYODATA	3,015	3,015	0	0
CRYOFAB, INC.	13,291	13,291	0	0
CRYSTACOMM, INC.	50,000	50,000	0	0
CRYSTAL ASSOCIATES, INC.	2,450	2,450	0	0
CRYSTAL SPRINGS BOTTLED WATER, INC.	129,189	129,189	0	129,189
CRYSTAL SYSTEMS, INC.	13,100	8,744	4,356	0
CRYSTAL TECHNOLOGY, INC.	12,400	6,400	6,000	0

Supplier Name	Total \$	SNL/NM \$	SNL/CA \$	NM \$
CRYSTALOID ELECTRONICS	1,313	1,313	0	0
CS BUSINESS SYSTEMS, INC.	340,255	0	340,255	0
CS UNITEC, INC.	1,479	1,479	0	0
CSA ENGINEERING, INC.	85,000	85,000	0	0
CSI TECHNOLOGIES, INC.	24,039	23,624	415	0
CSK OPTRONICS	21,857	18,727	3,130	0
C-SQUARED ELECTRONICS	18,400	18,400	0	0
CSS GROUP	28,987	28,987	0	0
CT ENGINEERING CO.	1,087	1,087	0	1,087
C-TEK, INC.	19,000	19,000	0	0
CUBIC COMMUNICATIONS, INC.	1,500	1,500	0	0
CUBIC CORP.	2,000	0	2,000	0
CUBIC PRECISION, INC.	3,498	3,498	0	0
CUE PAGING CORP.	1,900	1,900	0	0
CUMMINS POWER GENERATION, INC.	1,635,086	1,635,086	0	0
CUMMINS SOUTHWEST, INC.	8,109	8,109	0	7,299
CURRENT EVENTS	9,976	9,976	0	9,976
CURRENT TECHNOLOGY, INC.	13,714	13,714	0	13,714
CURTIN MATHESON SCIENTIFIC, INC.	7,565	7,089	476	0
CURTIS FLUID CONTROLS	1,734	1,734	0	0
CUSHMAN ENGINEERING CO.	1,710	1,710	0	1,710
CUSTOM AUTOMATED SYSTEMS, INC.	11,073	11,073	0	0
CUSTOM CRAFT FIXTURES	3,970	3,970	0	3,970
CUSTOM DESIGNS	3,350	0	3,350	0
CUSTOM ELECTRONICS, INC.	374,903	374,903	0	0
CUSTOM MICROWAVE, INC.	1,180	1,180	0	0
CUSTOMCRAFT FIXTURES, INC.	1,953	1,953	0	1,953
CUTHRELL, ROBERT	20,000	20,000	0	20,000
CUTLER-HAMMER	1,652	1,652	0	0
CUTTER FLYING SERVICE	15,296	15,296	0	15,296
CVI LASER CORP.	290,995	183,855	107,141	180,615
CVI, INC.	18,022	18,022	0	0
CYBEQ SYSTEMS	13,409	13,409	0	0
CYBER RESEARCH, INC.	4,238	4,238	0	0
CYBERSAFE CORP.	1,919	1,919	0	0
CYBEX CORP.	11,805	11,805	0	0
CYCLA CORP.	69,390	69,390	0	0
CYCLE CAVE	5,980	5,980	0	5,980
CYCLOPS INDUSTRIES, INC.	3,286	3,286	0	0
CYGNUS SUPPORT	12,000	7,500	4,500	0
CYLINK CORP.	2,310	2,310	0	0
CYMATIX, INC.	3,996	0	3,996	0
CYNOSURE, INC.	3,775	3,775	0	0
D&D TIRE, INC.	2,487	2,487	0	0
D&H RENTAL	1,410	0	1,410	0
D&M AUTO PARTS	19,456	0	19,456	0
D&P COMPUTER PRODUCTS, INC.	2,578	2,578	0	0
D&R TANK CO., INC.	19,077	19,077	0	19,077
DA SERVICES, INC.	1,112	375	737	0
DABABNEH, SAMAR	4,500	4,500	0	4,500
DADANT & SONS, INC.	4,315	4,315	0	0
DADEN ASSOCIATES	3,280	3,280	0	0
DAGAN, DR. GEDEON	15,000	15,000	0	0
DAGE MTI, INC.	4,660	4,660	0	0
DAGE PRECISION IND.	5,988	5,988	0	0
DAHLIN, C. A. CO.	109,066	109,066	0	0
DAHL, INC.	95,691	95,691	0	95,691
DAHL, PETER W. CO., INC.	4,996	4,996	0	0
DAIGGER, A. & CO., INC.	4,527	0	4,527	0

Supplier Name	Total \$	SNL/NM \$	SNL/CA \$	NM \$
DALE ELECTRONICS, INC.	5,544	5,544	0	0
DA-LITE SCREEN CO.	1,864	0	1,864	0
DALLAS DIGITAL CORP.	33,989	30,994	2,995	0
DALLAS INSTRUMENTS, INC.	3,465	2,770	695	0
DALSA, INC.	4,945	4,945	0	0
DANKA	1,106	1,106	0	0
DANKA BUSINESS SYSTEMS	23,952	23,952	0	22,973
DANLIN PRODUCTS, INC.	100,324	100,324	0	100,324
DANNY'S TRUE VALUE	1,097	1,097	0	0
DANTEC ELECTRONICS, INC.	29,930	29,930	0	0
DANTZIG, JON	4,000	4,000	0	0
DARE 2 WEAR, INC.	1,270	1,270	0	0
DARTEK COMPUTER SUPPLY CORP.	1,655	802	853	0
DARTNELL	1,122	1,122	0	0
DARY CORP.	1,284	1,284	0	1,284
DASIBI ENVIRONMENTAL CORP.	13,062	6,875	6,187	0
DATA CARD CORP.	73,604	51,598	22,007	0
DATA COMM WAREHOUSE	11,425	6,728	4,697	0
DATA COMPOSITION, INC.	4,965	4,965	0	0
DATA ENTERPRISES OF THE NORTHWEST	24,713	0	24,713	0
DATA EXPRESS, INC.	4,809	4,809	0	0
DATA GENERAL CORP.	430,080	427,665	2,415	196,058
DATA HANDLING CO., INC.	87,044	87,044	0	87,044
DATA INSTRUMENTS, INC.	1,210	0	1,210	0
DATA I/O CORP.	25,791	25,791	0	0
DATA MANAGEMENT ASSOCIATES	2,117	2,117	0	0
DATA MANAGEMENT SYSTEMS, LTD.	20,375	20,375	0	20,375
DATA PRO CORP.	32,325	32,325	0	0
DATA RECALL	158,931	158,931	0	0
DATA TERMINAL SERVICE, INC.	3,715	3,715	0	3,715
DATA TRANSLATION, INC.	56,496	53,848	2,648	0
DATA TRAXSYSTEMS CORP.	1,700	1,700	0	0
DATA VIEWS CORP.	27,275	27,275	0	0
DATA CARD	20,276	0	20,276	0
DATACHEM SOFTWARE	3,040	1,795	1,245	0
DATACOM WAREHOUSE	1,512	1,337	175	0
DATACUBE, INC.	398,399	398,399	0	0
DATAGRAPH	2,625	2,625	0	0
DATAKEY, INC.	2,380	2,380	0	0
DATA-LINE OFFICE SYSTEMS	1,631	1,631	0	1,631
DATALOGIC, INC.	11,415	11,415	0	0
DATAMAN	1,647	1,647	0	0
DATAMETRICS CORP.	134,020	134,020	0	0
DATAPLEX CORP.	95,382	90,529	4,853	90,529
DATARAM CORP.	38,555	38,555	0	0
DATASOL CORP.	14,011	14,011	0	0
DATASONIX	1,965	1,965	0	0
DATATAPE, INC.	1,984	984	1,000	0
DATATRAK SYSTEM, INC.	7,000	0	7,000	0
DATATRONICS, INC.	18,669	18,669	0	0
DATAWARE TECHNOLOGIES	2,280	2,280	0	0
DATEL, INC.	51,793	51,793	0	0
DATRON TECHNOLOGY	4,309	4,309	0	0
DATUM, INC.	317,837	313,728	4,109	4,435
DAVIDSON OPTRONICS, INC.	6,215	6,215	0	0
DAVIDSON, GAIL	4,999	4,999	0	4,999
DAVILA, FIDEL, MD.	14,870	14,870	0	0
DAVIS AUDIO-VISUAL, INC.	89,806	85,349	4,457	83,661
DAVIS CO., THE	6,250	6,250	0	0

Supplier Name	Total \$	SNL/NM \$	SNL/CA \$	NM \$
DAVIS INSTRUMENT MANUFACTURING CO., INC.	11,515	11,310	205	0
DAVIS, JAMES A.	10,000	10,000	0	10,000
DAVIS, KAREN O.	2,500	0	2,500	0
DAVIS, TERRY	1,000	1,000	0	1,000
DAWN ELECTRONICS, INC.	1,163	1,163	0	0
DAWN TECHNOLOGIES, INC.	6,470	6,470	0	0
DAWN VME PRODUCTS	2,030	2,030	0	0
DAYNA COMMUNICATIONS, INC.	1,006	1,006	0	0
DAYSTAR, INC.	57,496	57,496	0	57,496
DAY-TIMERS, INC.	1,371	1,230	141	0
DAYTON UNITED METAL SPINNING CO., INC.	1,245	1,245	0	0
DAYTRONIC CORP.	1,190	0	1,190	0
DAY, BERNARD E.	40,000	40,000	0	0
DB CONTROL	46,000	46,000	0	0
DB PRODUCTS, INC.	5,652	5,652	0	0
DBA SYSTEMS, INC.	16,100	16,100	0	0
DB-TECH, INC.	4,116	4,116	0	0
DC DRIVES	3,243	3,243	0	0
DCE, INC.	1,037	1,037	0	0
DCI, INC.	9,990	9,990	0	2,472
DCM CORP.	448,079	448,079	0	448,079
DE LA PORTE & ASSOCIATES, INC.	93,830	93,330	(4,500)	93,830
DE MARSILY, GHISLAIN	30,000	30,000	0	0
DEAN'S LUMBER	23,480	0	23,480	0
DEAN, SUSAN J.	2,000	2,000	0	2,000
DEARBORN GROUP, INC., THE	40,080	40,080	0	0
DEAR, JOHN A., JR.	30,000	30,000	0	30,000
DEBAN ENTERPRISES, INC.	6,644	0	6,644	0
DECIBEL PRODUCTS, INC.	3,519	3,519	0	0
DECITEK CORP.	1,300	1,300	0	0
DECOM SYSTEMS, INC.	42,800	21,800	21,000	0
DEECO SYSTEMS	6,325	6,325	0	0
DEFENSE TECHNOLOGY CORP. OF AMERICA	5,184	5,184	0	0
DEFT, INC.	4,220	2,517	1,703	0
DEGROOT, DR. JOHN S.	40,000	40,000	0	0
DEH PRINTED CIRCUITS, INC.	45,911	45,911	0	0
DEIBER, FREDERICK H.	2,000	2,000	0	2,000
DEKKER/PERICH & ASSOCIATES	2,600,000	2,600,000	0	2,600,000
DEL MAR/AVIONICS	3,150	3,150	0	0
DEL RIO ELECTRIC CO.	344,685	344,685	0	344,685
DELATECH, INC.	54,018	54,018	0	0
DELL MARKETING	792,887	748,364	44,523	0
DELORME MAPPING	20,530	12,555	7,975	0
DELPHIN COMPUTER SUPPLY	10,056	0	10,056	0
DELRIINA TECHNOLOGY, INC.	1,026	90	936	0
DELTA AIR LINES	74,188	74,188	0	0
DELTA DESIGN, INC.	2,263	2,263	0	0
DELTA EDUCATION, INC.	5,868	3,042	2,827	0
DELTA F CORP.	9,610	9,610	0	0
DELTA FLUID SYSTEMS	3,600	3,600	0	0
DELTA PACIFIC INDUSTRIAL	2,425	0	2,425	0
DELTA TAU DATA SYSTEMS	1,749	1,749	0	0
DELTA UNIFORM & LINEN	34,795	34,795	0	34,795
DELTAM SYSTEMS, INC.	117,000	0	117,000	0
DELTEC ELECTRONICS CORP.	21,203	21,203	0	18,013
DEL-TRON PRECISION, INC.	1,862	1,862	0	0
DEMAG RIGGING & CRANE SERVICE, INC.	2,000	2,000	0	0
DENEB ROBOTICS, INC.	464,844	379,788	85,057	0
DENISH, HERBERT M. & ASSOCIATES, INC.	50,000	50,000	0	50,000

Supplier Name	Total \$	SNL/NM \$	SNL/CA \$	NM \$
DENSAND, INC.	15,338	15,338	0	9,978
DENSE PAC MICROSYSTEMS, INC.	128,283	128,283	0	128,283
DENTON VACUUM, INC.	50,496	31,229	19,267	0
DENTSPLY	1,361	1,361	0	0
DENVER CABLE & CONNECTOR, INC.	38,157	0	38,157	0
DEOX SYSTEMS	4,775	4,775	0	0
DEPARTMENT OF MOTOR VEHICLES	5,000	0	5,000	0
DERLAN, INC.	368,844	368,844	0	0
DERR ENTERPRISES	50,000	50,000	0	50,000
DESERT ANALYTICS	3,400	3,400	0	0
DESERT GLASS WORKS, INC.	4,450	4,450	0	0
DESERT MOTOR SPORTS	3,469	3,469	0	0
DESERT MOUNTAIN OIL	25,680	25,680	0	0
DESERT PAPER & ENVELOPE CO., INC.	1,869	1,869	0	1,869
DESERT RAT OFFROAD CENTER	1,476	1,476	0	1,476
DESERT SKY SOFTWARE, INC.	250,000	250,000	0	0
DESIGN COMPONENTS, INC.	9,540	0	9,540	0
DESIGN POWER ASSOCIATES	6,980	6,980	0	6,980
DESIGN PROFESSIONALS, INC.	4,900	4,900	0	4,900
DESIGN SPECIALISTS	21,900	21,900	0	0
DESIGN SYNTHESIS, INC.	3,800	3,800	0	0
DESIGN TEX	4,680	0	4,680	0
DESIGN WORKSHOP	8,729	8,729	0	0
DESIGNATRONICS, INC.	3,130	3,057	73	0
DESIGNED SECURITY, INC.	1,716	1,716	0	0
DESIGNS IN WOOD	2,454	2,454	0	2,454
DESPATCH INDUSTRIES	7,326	7,326	0	0
DESTINATION SYSTEMS	2,860	0	2,860	0
DETAILS, INC.	2,675	2,675	0	0
DETORONICS CORP.	6,054	6,054	0	0
DETROIT EDISON CO., THE	43,279	43,279	0	0
DEUBLIN CO.	1,004	536	468	0
DEVELOPMENT TECHNOLOGIES	5,000	5,000	0	0
DEVINE COMPUTER SALES	7,763	7,763	0	0
DEVLIEG-BULLARD SERVICES GROUP	1,892	1,892	0	0
DEWEYL TOOL CO., INC.	1,220	1,220	0	0
DEXTER CORP., THE	26,836	20,507	6,329	0
DGH CORP. .	8,379	8,379	0	0
DH INSTRUMENTS, INC.	2,030	2,030	0	0
DIACUT	1,084	1,084	0	0
DIALOGIC COMMUNICATIONS CORP.	2,473	0	2,473	0
DIAMOND GROUND PRODUCTS	2,624	2,624	0	0
DIAMOND HEAD DISTRIBUTION	15,639	15,639	0	0
DIAMOND PRESS, INC.	4,746	4,746	0	4,746
DICING TECHNOLOGY, INC.	2,191	2,191	0	0
DICKEN, HOWARD K.	25,000	25,000	0	0
DICKSON CO., THE	2,002	1,374	628	0
DICK, A. B. CO.	10,580	0	10,580	0
DICTAPHONE CORP.	69,823	69,193	630	1,703
DIEBOLD, INC.	4,640	4,640	0	4,640
DIEDE CONSTRUCTION, INC.	114,390	0	114,390	0
DIELECTRIC PRODUCTS CO.	10,120	10,120	0	0
DIETERICH-POST CO.	12,801	0	12,801	0
DIGI INTERNATIONAL, INC.	1,673	1,673	0	0
DIGICAD CORP.	2,126	2,126	0	0
DIGI-KEY CORP.	27,511	25,238	2,273	0
DIGIMATION	1,796	1,796	0	0
DIGIRAD	9,500	0	9,500	0
DIGI-SPEC CORP.	2,670	2,670	0	0

Supplier Name	Total \$	SNL/NM \$	SNL/CA \$	NM \$
DIGITAL EQUIPMENT CORP.	9,152,376	8,887,571	264,806	8,826,314
DIGITAL INSTRUMENTATION TECHNOLOGY, INC. (DIT)	4,605	1,788	2,817	3,086
DIGITAL INSTRUMENTS, INC.	261,750	130,250	131,500	0
DIGITAL QUICK COLOR	1,052	0	1,052	0
DIGITAL SYSTEMS RESEARCH	19,000	0	19,000	0
DIGITAL TECHNOLOGY ASSOC., INC.	1,200	1,200	0	0
DIGITAL TECHNOLOGY, INC.	4,950	4,950	0	0
DIGITAL TOOLS, INC.	5,000	5,000	0	0
DIGITAL VISION, INC.	3,320	2,776	544	0
DIGITALK, INC.	18,835	18,835	0	0
DILLON QUALITY PLUS	1,763	1,763	0	0
DIMENSIONAL TECHNOLOGY	1,700	0	1,700	0
DIONEX CORP.	126,618	108,056	18,562	0
DIONICS, INC.	1,500	1,500	0	0
DIPIX, INC.	5,645	0	5,645	0
DIRECT POWER & WATER CORP.	22,896	22,896	0	22,896
DIRECT TV	1,437	1,437	0	0
DIRECTED ENERGY, INC.	22,774	17,584	5,190	0
DIRECTED PERCEPTION	16,890	16,890	0	0
DIRECTIONAL DESIGN	28,628	28,628	0	28,628
DIRT CHEAP DRIVES	11,731	11,731	0	0
DISC MANUFACTURING, INC.	1,548	0	1,548	0
DISCO DISPLAY HOUSE, INC.	2,854	2,854	0	2,854
DISTINCT CORP.	2,335	2,335	0	0
DISTRIBUTED PROCESSING TECHNOLOGY	2,556	0	2,556	0
DITCH WITCH OF TULSA	5,000	5,000	0	0
DITOM	2,650	2,650	0	0
DIVELY SCALE CO., INC.	23,655	23,655	0	23,655
DIVERSIFIED ELECTRONICS, INC.	2,802	2,802	0	0
DIVERSIFIED INSPECTIONS, INC.	2,250,000	2,250,000	0	0
DIVERSIFIED TECHNOLOGY, INC.	21,758	2,009	19,749	0
DIVERSUS, INC.	921,269	921,269	0	921,269
DIXON PAPER CO., INC.	439,644	439,540	104	439,644
DIXSON, INC.	2,310	2,310	0	0
DLM MACHINING	15,582	15,582	0	15,582
DMA TECHNOLOGIES, INC.	4,100	4,100	0	0
DMG NORTH, INC.	11,075	0	11,075	0
DMK TEK, INC.	49,050	49,050	0	0
DO INDUSTRIES	4,986	4,986	0	0
DOALL	43,169	38,337	4,832	38,337
DOLAN-JENNER INDUSTRIES, INC.	8,070	8,070	0	0
DOLCH COMPUTER SYSTEMS	42,761	42,761	0	0
DOLLAR COMPUTER CORP.	2,142	0	2,142	0
DOMAIN TECHNOLOGIES	2,600	2,600	0	0
DOMENICI, KATHY L.	10,000	10,000	0	10,000
DOMINGUEZ, INC.	37,015	37,015	0	37,015
DOMINO COMPUTER	5,491	0	5,491	0
DOM'S SURPLUS	1,425	0	1,425	0
DONAGHE, CARLTON J.	1,370	1,370	0	1,370
DONNELLEY, R. R. & SONS	1,150	0	1,150	0
DONSON MANUFACTURING INC.	1,790	1,790	0	0
DOORN, JAMES A.	38,000	38,000	0	38,000
DORADO INTERNATIONAL	5,836	5,836	0	0
DORADO SYSTEMS CORP.	5,770	5,770	0	0
DORNE & MARGOLIN, INC.	1,806	1,806	0	0
DORNFELD, DR. DAVID	45,000	0	45,000	0
DORN, RONALD I.	2,500	2,500	0	0
DORSETT & JACKSON	1,040	780	260	0

Supplier Name	Total \$	SNL/NM \$	SNL/CA \$	NM \$
DOUGHERTY, ROBERT C.	7,000	7,000	0	7,000
DOUGLAS ELECTRONICS, INC.	1,766	1,766	0	0
DOUGLAS ENGINEERING CO.	33,835	33,835	0	0
DOURON, INC.	2,189	2,189	0	0
DOVER RESOURCES, INC.	1,241	0	1,241	0
DOW CHEMICAL CO.	3,350	1,250	2,100	0
DOW-CORNING CORP.	2,857	2,857	0	0
DOWCRAFT CORP.	2,770	2,770	0	0
DOWNEY, LINDA	1,000	1,000	0	1,000
DOWNING DISPLAYS	1,735	1,735	0	0
DP ELECTRONICS	14,658	14,658	0	0
DP ENTERPRISES, INC.	10,661,947	10,661,947	0	10,661,947
DP SERVICES	2,000	0	2,000	0
DPA LABS, INC.	3,150	3,150	0	0
DR CONSULTANTS	27,897	27,897	0	27,897
DRAKE PROMETRIC	1,300	1,300	0	0
DRANETZ TECHNOLOGIES, INC.	39,970	39,970	0	0
DREAMTECH COMPUTERS	3,426	3,426	0	0
DRELL, DR. SIDNEY D.	4,673	4,673	0	0
DRESSER INDUSTRIES, INC.	4,504	4,504	0	4,504
DREW RESOURCE CORP.	2,760	0	2,760	0
DREW'S OPTICAL, INC.	11,275	11,275	0	0
DRIVE TRAIN SOUTHWEST	2,034	2,034	0	2,034
DRUCK, INC.	92,875	92,875	0	91,286
DRYDEN ENGINEERING CO., INC.	41,325	41,325	0	0
DSP CONTROL GROUP	6,250	6,250	0	0
DSP DEVELOPMENT CORP.	6,280	6,280	0	0
DSP TECHNOLOGY, INC.	234,933	232,539	2,394	24,324
DSPACE, INC.	50,947	50,947	0	0
DTM CORP.	39,501	39,501	0	0
DTP	8,458	3,416	5,042	0
DUBOWSKY, STEVEN	40,000	40,000	0	0
DUKE CITY DISTRIBUTING CO., INC.	149,121	149,121	0	149,121
DUKE CITY FIRE & POLICE EQUIPMENT	1,685	1,685	0	1,685
DUKE CITY STUDIO	2,763	2,763	0	2,763
DUKE ENGINEERING & SERVICES	361,000	361,000	0	0
DUKE MAINTENANCE, INC.	30,000	30,000	0	30,000
DUKE SCIENTIFIC CORP.	2,657	2,657	0	0
DUKE UNIVERSITY	60,029	60,029	0	0
DUMEL CORP.	13,806	0	13,806	0
DUN & BRADSTREET, INC.	14,286	14,286	0	0
DUNAGAN ASSOCIATES	1,400	1,400	0	1,400
DUNAWAY STOCKROOM CORP.	2,305	0	2,305	0
DUNBAS CIVIL ENGINEERING INSTITUTE	40,000	40,000	0	0
DUNHAM-BUSH, INC.	22,179	0	22,179	0
DUNIWAY STOCKROOM CORP.	5,380	4,784	596	0
DUPONT DE NEMOURS, E. I. & CO., INC.	273,433	253,700	19,733	0
DUPREE, INC.	1,596	607	989	0
DURABOX-RAM, INC.	1,417	1,417	0	1,417
DURIRON CO., INC.	3,788	188	3,600	0
DUX SOFTWARE CORP.	1,200	1,200	0	0
D-VELCO MANUFACTURING OF ARIZONA	97,214	97,214	0	0
DWYER INSTRUMENTS, INC.	3,789	1,104	2,685	0
DX COMMUNICATIONS, INC.	3,258	3,258	0	0
DYCO ELECTRONICS	1,323	1,323	0	0
DYER ENERGY SYSTEMS, INC.	2,840	2,840	0	0
DYMA ENGINEERING, INC.	90,385	90,385	0	90,385
DYMEC, INC.	2,030	2,030	0	0
DYNAFLOW, INC.	15,240	15,240	0	0

Supplier Name	Total \$	SNL/NM \$	SNL/CA \$	NM \$
DYNAIR ELECTRONICS, INC.	36,613	36,613	0	906
DYNAMIC AIR ENGINEERING	2,593	2,593	0	0
DYNAMIC COMPUTER PRODUCTS	11,275	11,275	0	0
DYNAMIC GRAPHICS	1,527	612	915	0
DYNAMIC SAFETY SYSTEMS, INC.	1,400	1,400	0	1,400
DYNAMIC SYSTEMS, INC.	3,016	2,066	950	0
DYNAOPTIC MOTION	6,040	4,240	1,800	0
DYNASEN, INC.	19,678	19,678	0	0
DYNCORP EENSP, INC.	2,397,940	2,397,940	0	0
E&A INTERNATIONAL	11,343	11,343	0	11,343
E&M INTERNATIONAL	329,030	329,030	0	329,030
E&M SALES, INC.	3,323	3,323	0	1,915
EAGLE ENTERPRISES, INC.	3,150	3,150	0	0
EAGLE POINT	7,154	7,154	0	0
EAGLE REGALIA CO., INC.	1,175	1,175	0	0
EAGLE-PICHER INDUSTRIES, INC.	795,138	795,138	0	0
EAGLEWARE	2,895	2,895	0	0
EALING ELECTRO-OPTICS, INC.	9,209	5,897	3,312	0
EAR SPECIALTY COMPOSITES CORP.	3,348	3,348	0	0
EAST BAY BLUEPRINT & SUPPLY CO.	3,388	0	3,388	0
EAST COAST ELECTRONICS	26,191	26,191	0	0
EASTERN PLASTICS, INC.	48,100	48,100	0	0
EASTMAN	18,286	0	18,286	0
EASTMAN CHERRINGTON ENVIRONMENTAL	17,633	17,633	0	17,633
EASTMAN KODAK CO.	555,915	490,184	65,730	17,930
EATON CORP.	12,898	7,998	4,900	1,610
EBARA TECHNOLOGIES, INC.	6,675	4,950	1,725	0
EBERLINE INSTRUMENT CORP.	283,473	277,478	5,995	283,473
EBERT & ASSOCIATES, INC.	19,500	19,500	0	19,500
EBSCO INDUSTRIES, INC.	10,497	10,497	0	0
ECHELON	68,533	68,533	0	0
ECHOTEK CORP.	11,300	11,300	0	0
ECLIPSE TECHNOLOGY, INC.	4,702	4,702	0	0
ECM MOLD & DIE, INC.	9,880	9,880	0	0
ECODYNAMICS RESEARCH ASSOCIATES, INC.	1,261,756	1,261,756	0	1,261,756
ECOLOGY & ENVIRONMENT, INC.	10,000	10,000	0	10,000
ECSI-EAG INTERNATIONAL	16,625	16,625	0	0
ECTRON CORP.	8,883	825	8,058	0
ECW ENTERPRISES, INC.	2,178	0	2,178	0
EDDLEMAN INDUSTRIES, INC.	4,152	3,919	233	4,152
EDLER INDUSTRIES, INC.	59,075	59,075	0	0
EDLOW INTERNATIONAL CO.	21,000	21,000	0	0
EDM EXOTICS	2,736	0	2,736	0
EDM SUPPLIES, INC.	19,275	5,367	13,908	0
EDMUND SCIENTIFIC CO.	43,446	35,056	8,390	0
EDO CORP.	107,070	107,070	0	0
ED'S PROSPECTING SUPPLIES	1,037	1,037	0	1,037
ED'S REFRIGERATION, INC.	11,773	11,773	0	11,773
ED'S TECHNICAL PRODUCTS	5,184	5,184	0	0
EDTECH	6,354	0	6,354	0
EDUCALC	1,840	1,207	633	0
EDUCATIONAL INDUSTRIAL SYSTEMS, INC. (EIS)	70,341	0	70,341	0
EDWARDS HEAT TREATING SERVICE	1,623	0	1,623	0
EDWARD'S HIGH VACUUM, INC.	19,280	19,280	0	0
EDWARDS, CHRIS	15,000	0	15,000	0
EF DATA CORP.	44,100	44,100	0	0
EFFICIENT SYSTEMS, INC.	337,372	0	337,372	0
EFI'S DISCOUNT COMPUTERS	4,063	0	4,063	0

Supplier Name	Total \$	SNL/NM \$	SNL/CA \$	NM \$
EGAN, PETE A. CO.	4,500	4,500	0	0
EGGELHOF, INC.	10,011	10,011	0	10,011
EGGHEAD SOFTWARE	33,846	29,052	4,794	1,719
EG&G ASTROPHYSICS RESEARCH CORP.	38,155	38,155	0	0
EG&G CANADA, LTD.	12,935	12,545	390	0
EG&G FLOW TECHNOLOGY	27,955	27,955	0	0
EG&G INSTRUMENTS, INC.	71,305	69,375	1,930	0
EG&G INTERNATIONAL, INC.	5,060	5,060	0	0
EG&G JUDSON	21,692	21,692	0	0
EG&G MANAGEMENT SYSTEMS, INC.	3,490,917	3,490,917	0	3,490,917
EG&G NUCLEAR INSTRUMENTS	53,379	38,599	14,779	0
EG&G OPTOELECTRONICS	3,515	3,515	0	0
EG&G ORTEC	88,038	63,193	24,845	0
EG&G SPECIAL PROJECTS, INC.	85,993	85,993	0	85,993
EG&G STAR CITY, INC.	16,800	16,800	0	0
EG&G, INC.	1,959,848	1,952,342	7,506	0
EIDSON STEEL PRODUCTS	1,179	1,179	0	1,179
80/20, INC.	12,773	12,773	0	0
EIP MICROWAVE, INC.	11,011	11,011	0	0
EIS INTERNATIONAL	63,709	63,709	0	0
EKC TECHNOLOGY, INC.	1,952	1,952	0	0
EL CAMINO REAL ENGINEERING, INC.	70,000	70,000	0	70,000
EL MONTE RV CENTER	3,266	0	3,266	0
ELASTOMERIC ROOFING SYSTEMS, INC.	2,118	2,118	0	0
ELATEC TECHNOLOGY CORP.	99,900	99,900	0	0
ELCOMETER, INC.	2,534	2,534	0	0
ELCON, INC.	16,681	16,681	0	0
ELCO, INC.	5,400	5,400	0	0
ELDER, NEIL & ASSOCIATES, INC.	18,994	18,618	377	18,994
ELDEX LABORATORIES, INC.	5,084	5,084	0	0
ELECT AIR	3,023	0	3,023	0
ELECTRA TEC, INC.	4,434	4,434	0	0
ELECTRIC MELTING SERVICES	11,675	11,675	0	0
ELECTRIC MOTOR CO., INC.	8,293	8,293	0	8,293
ELECTRIC POWER RESEARCH INSTITUTE	10,620	10,620	0	0
ELECTRIC SUPPLY CO., INC.	46,811	46,811	0	46,811
ELECTRICAL INSULATION SUPPLIERS, INC. (EIS)	3,202	2,450	752	0
ELECTRICAL SYSTEMS ANALYSIS, INC.	1,439	1,439	0	0
ELECTRO AIR CORP.	3,989	3,989	0	0
ELECTRO FAB	64,607	64,607	0	64,607
ELECTRO OPTICAL INDUSTRIES, INC.	7,000	7,000	0	0
ELECTRO OPTICS TECHNOLOGY, INC.	6,250	5,000	1,250	0
ELECTRO PLATE CIRCUITRY, INC.	76,632	76,632	0	0
ELECTROCHEMICAL ENGINEERING CONSULTANTS, INC.	201,600	201,600	0	0
ELECTROCHEM, INC.	1,389	1,389	0	0
ELECTRO-COMM DISTRIBUTING, INC.	1,283	1,283	0	0
ELECTRODE CORP.	2,625	2,625	0	0
ELECTROGLAS, INC.	4,617	4,617	0	0
ELECTROGRIP	27,235	0	27,235	0
ELECTRO-JET TOOL & MANUFACTURING CO., INC.	45,134	45,134	0	45,134
ELECTRO-LITE CORP.	2,270	2,270	0	0
ELECTRO-MAGNETIC PROCESSES, INC.	3,400	3,400	0	0
ELECTROMAGNETIC SCIENCES, INC.	531,088	531,088	0	0
ELECTROMARK	8,363	8,363	0	0
ELECTRO-MECHANICS CO.	4,790	4,790	0	0
ELECTRO-METRICS, INC.	4,600	4,600	0	0
ELECTRON TUBES, INC.	3,025	3,025	0	0

Supplier Name	Total \$	SNL/NM \$	SNL/CA \$	NM \$
ELECTRONIC ASSEMBLY SOLUTIONS, INC. (EASI)	5,110	5,110	0	5,110
ELECTRONIC CONTROLS DESIGN	1,038	1,038	0	0
ELECTRONIC DATA SYSTEMS CORP.	1,083	1,083	0	0
ELECTRONIC DEVELOPMENT CORP.	3,835	3,835	0	0
ELECTRONIC DEVICES CO., INC.	73,661	73,661	0	73,661
ELECTRONIC DISPLAY, INC.	1,731	1,731	0	0
ELECTRONIC EQUIPMENT BANK, INC.	4,819	4,819	0	0
ELECTRONIC FILMS, INC.	11,722	11,722	0	11,722
ELECTRONIC MEASUREMENTS, INC.	44,548	44,548	0	11,250
ELECTRONIC PARTS CO., INC.	61,577	61,577	0	61,577
ELECTRONIC PARTS INVENTORY	18,773	0	18,773	0
ELECTRONIC SOLUTIONS, INC.	2,256	2,256	0	2,256
ELECTRONIC SYSTEMS TECHNOLOGY	8,184	0	8,184	0
ELECTRONIC SYSTEMS USA	4,902	4,902	0	0
ELECTRONIC TELE-COMMUNICATIONS, INC.	2,147	2,147	0	0
ELECTRONIC & POWER SYSTEMS SERVICES, INC.	2,300	2,300	0	0
ELECTRONICS SPACE PRODUCTS, INC. (ESPI)	1,200	1,200	0	0
ELECTRO-OPTICAL SERVICES, INC.	1,200	1,200	0	0
ELECTRORACK PRODUCTS CO.	77,417	48,998	28,419	0
ELECTROSCAN CORP.	13,378	0	13,378	0
ELECTROSPACE SYSTEMS, INC.	147,986	147,986	0	0
ELECTROSYNTHESIS CO., INC., THE	2,351	2,351	0	0
ELECTRO-TEC CORP.	6,975	6,975	0	0
ELECTROTECH SYSTEMS	11,516	11,516	0	0
ELECTROTECHNICAL UNIVERSITY	300,000	300,000	0	0
ELECTROTEK CONCEPTS, INC.	1,200	1,200	0	0
ELECTRO-TEST, INC.	122,514	120,188	2,326	104,988
ELEKON INDUSTRIES	5,924	5,924	0	0
ELGAR CORP.	81,793	81,793	0	0
ELI, INC.	2,545	2,545	0	0
ELLEN EQUIPMENT CO.	131,758	131,758	0	131,758
ELLIOTT SALES & SUPPLY CO.	1,470	0	1,470	0
ELLIPSIS PRODUCTS, INC.	1,295	0	1,295	0
ELLWOOD TEXAS FORGE CO.	358,720	358,720	0	0
ELMA ELECTRONIC, INC.	41,216	39,970	1,246	0
ELMITEC GMBH IG	799,600	799,600	0	0
ELO TOUCH SYSTEMS	15,235	8,975	6,260	3,455
ELSEVIER SCIENCE PUBLISHING CO., INC.	3,626	3,626	0	0
EM INDUSTRIES, INC.	9,766	7,406	2,360	0
EM RESEARCH ENGINEERING, INC.	66,810	66,810	0	0
EMBARCADERO TECHNOLOGIES	1,000	1,000	0	0
EMBASSY ASSOCIATES	3,940	3,940	0	0
EMBEDDED SUPPORT TOOLS CORP.	9,890	9,890	0	0
EMCO	4,146	4,146	0	2,242
EMCORE CORP.	45,778	45,778	0	0
EMED COMPANY, INC.	2,660	0	2,660	0
EMERGENCY MEDICAL PRODUCTS	5,015	5,015	0	0
EMERSON ELECTRIC CO.	23,703	23,703	0	0
EMERSON & CUMMINGS	1,916	1,916	0	0
EMERY, ASHLEY F.	6,000	6,000	0	0
EMF CORP.	3,000	0	3,000	0
EMF SYSTEMS, INC.	2,776	2,500	276	0
EMHISER MICRO-TECH	16,932	16,932	0	0
EMI	7,100	7,100	0	7,100
EMJ AMERICA	14,400	14,400	0	0
EMORY UNIVERSITY	49,615	0	49,615	0
EMPAK, INC.	8,574	8,574	0	3,296

Supplier Name	Total \$	SNL/NM \$	SNL/CA \$	NM \$
EMPIRE MAGNETICS	7,206	0	7,206	0
EMS TECHNOLOGIES, INC.	2,983,042	2,983,042	0	0
EMULATION TECHNOLOGY, INC.	33,481	33,481	0	0
EN GARDE SYSTEMS	5,440	5,440	0	0
EN 'URGA, INC.	33,000	33,000	0	0
ENCOTEC, INC.	95,000	95,000	0	0
ENDECON ENGINEERING	298,637	298,637	0	0
ENDEVCO CORP.	106,806	106,806	0	0
ENDRESS & HAUSER, INC.	7,220	7,220	0	0
ENERGETIC MATERIALS TECHNOLOGY, INC. (EMT)	135,372	135,372	0	0
ENERGETICS, INC.	2,050,000	2,050,000	0	0
ENERGY BALANCE, INC.	70,000	70,000	0	70,000
ENERGY BEAM SCIENCES, INC.	5,364	5,051	313	0
ENERGY CONCEPTS CO.	7,950	7,950	0	0
ENERGY RESEARCH & GENERATION, INC.	5,712	4,992	720	0
ENERGY SALES	1,312	1,242	70	0
ENERPAC	32,733	0	32,733	0
ENERSOL ASSOCIATES, INC.	350,000	350,000	0	0
ENER-TECH AUTOMATED CONTROL SYSTEMS, INC.	4,000	4,000	0	4,000
ENGELHARD CORP.	16,219	16,219	0	0
ENGINEERED COMPONENTS CO.	2,204	195	2,009	0
ENGINEERED DATA PRODUCTS	79,489	79,489	0	79,391
ENGINEERED EQUIPMENT, INC.	42,885	42,885	0	42,885
ENGINEERED HANDLING PRODUCTS	7,038	0	7,038	0
ENGINEERING COMPUTER OPTECNOMICS, INC.	149,956	149,956	0	0
ENGINEERING CONSTRUCTORS, INC.	201,898	201,898	0	201,898
ENGINEERING MACHINE TOOL MANUFACTURING & WELDING	19,591	19,591	0	19,591
ENGINEERING MECHANICS RESEARCH CORP. (EMRC)	9,075	9,075	0	0
ENGINEERS COLLABORATIVE, INC., THE	2,919	2,919	0	0
ENGIS CORP.	21,311	21,311	0	0
ENGMAN, MARTIN F., IV	2,500	2,500	0	2,500
ENI POWER SYSTEMS, INC.	1,404	1,404	0	0
ENON MICROWAVE, INC.	3,600	3,600	0	0
ENSAR GROUP, INC.	10,000	10,000	0	0
ENSCO WEST, INC.	2,179	2,179	0	0
ENSIGN-BICKFORD CO., THE	1,901,283	1,901,283	0	0
ENSYS ENVIRONMENTAL PRODUCTS	39,944	39,944	0	0
ENTASIS	12,056	0	12,056	0
ENTEC	6,200	0	6,200	0
ENTECH INSTRUMENTS, INC.	18,052	0	18,052	0
ENTEK SCIENTIFIC CORP.	3,950	3,950	0	0
ENTEK, INC.	51,196	51,196	0	0
ENTER SOFTWARE, INC.	2,000	2,000	0	0
ENTERPRISE ELECTRICAL SERVICES, INC.	31,544	31,544	0	31,544
ENTERPRISE NETWORKING SYSTEMS, INC.	5,772	0	5,772	0
ENTHONE-OMI, INC.	5,351	2,984	2,367	0
ENTRAN DEVICES, INC.	1,480	1,480	0	0
ENTRE COMPUTER CENTER	221,848	221,848	0	221,848
ENVIRCO CORP.	25,182	24,899	283	25,182
ENVIRONMENTAL CONTAINER SYSTEMS, INC. (ECS)	10,340	10,340	0	0
ENVIRONMENTAL DIMENSIONS, INC.	1,953,668	1,953,668	0	1,953,668
ENVIRONMENTAL INSTRUMENTS CO.	46,943	1,951	44,992	0
ENVIRONMENTAL ISSUES MANAGEMENT, INC.	19,821	19,821	0	0
ENVIRONMENTAL LINERS, INC.	32,771	32,771	0	0

Supplier Name	Total \$	SNL/NM \$	SNL/CA \$	NM \$
ENVIRONMENTAL MANAGEMENT & CONTROLS, INC.	1,423	0	1,423	0
ENVIRONMENTAL RESEARCH INSTITUTE OF MICHIGAN (ERIM)	89,575	89,575	0	0
ENVIRONMENTAL RESOURCE ASSOCIATES	11,392	10,692	700	0
ENVIRONMENTAL SERVICES, INC.	11,570	11,570	0	11,570
ENVIRONMENTAL SYSTEMS RESEARCH INSTITUTE, INC. (ESRI)	72,425	72,425	0	0
ENVIRONMENTAL & OCCUPATIONAL RISK MANAGEMENT, INC.	23,500	23,500	0	0
ENVIRONMETRICS, INC.	6,950	6,950	0	0
ENVIRO-TECH SERVICES	2,920	2,920	0	0
ENVIROVISIONS	3,995	3,995	0	0
ENVISION TECHNOLOGIES CORP.	918,827	902,027	16,800	918,827
ENVOY DATA CORP.	4,530	4,530	0	0
EOA SYSTEMS, INC.	15,495	15,495	0	0
EOA, INC.	450,000	0	450,000	0
EOIS CORP.	21,500	21,500	0	0
EPCON INTERNATIONAL	2,295	0	2,295	0
EPE TECHNOLOGIES, INC.	19,865	19,865	0	18,425
EPICOR, INC.	2,125	2,125	0	0
EPITAXIAL PRODUCTS, INC.	30,500	30,500	0	0
EPITAXX, INC.	1,360	1,360	0	0
EPOCH SALES	8,670	8,670	0	0
EPS TECHNOLOGIES, INC.	8,602	4,603	3,999	0
EPSILON TECHNOLOGY CORP.	7,765	0	7,765	0
EPSON AMERICA, INC.	1,170	1,170	0	0
EQE INTERNATIONAL, INC.	20,000	20,000	0	0
EQUIFAX SERVICES, INC.	25,000	0	25,000	0
EQUI-PARK SQUARE ASSOCIATES	6,730	6,730	0	6,730
EQUIPMENT RESOURCES, INC.	6,200	0	6,200	0
EQUIPTO CORP.	1,187	0	1,187	0
ERA SYSTEMS, INC.	20,100	20,100	0	0
ERDAS, INC.	19,675	19,675	0	0
ERDMAN'S MACHINE SHOP	5,888	5,888	0	5,888
ERG MATERIALS AND AEROSPACE CORP.	2,680	0	2,680	0
ERGO COMPUTING, INC.	16,876	5,842	11,034	0
ERGOTRON, INC.	2,828	2,828	0	0
ERICSSON GENERAL ELECTRIC	4,664	3,443	1,221	2,910
ESA CONSTRUCTION, INC.	325,343	325,343	0	325,343
ESA MICRO/FAST LAN	41,199	0	41,199	0
ESCO PRODUCTS	10,567	2,353	8,214	0
ESCO, INC.	1,697	1,697	0	1,697
ESECO SPEEDMATIC	1,070	1,070	0	0
ESH, INC.	29,125	29,125	0	0
ESKEL-PORTER CO.	3,241	0	3,241	0
ESSENTIAL COMMUNICATIONS	7,650	7,650	0	7,650
ESSEX PORTABLE SOLUTIONS, INC.	1,875	1,875	0	0
ESTES COMMERCIAL REFRIGERATION	10,436	0	10,436	0
E-SYSTEMS, INC.	286,860	286,860	0	0
ET SYSTEMS, INC.	23,025	23,025	0	0
ETAMIC CORP.	21,000	6,000	15,000	0
E-TEK DYNAMICS, INC.	1,645	1,645	0	0
E-TEK, INC.	5,817	0	5,817	0
ETE, INC.	6,595	6,595	0	0
ETF TECHNOLOGIES, INC.	20,300	20,300	0	0
ETSC OF ILLINOIS	2,204,237	2,204,237	0	0
ETTINGER, TOM	12,000	12,000	0	0
EUROTEK	2,134	0	2,134	0

Supplier Name	Total \$	SNL/NM \$	SNL/CA \$	NM \$
EVANS CONSOLES	4,895	4,895	0	0
EVANS CO.	67,668	67,668	0	0
EVANS EAST	39,138	39,138	0	0
EVANS, CHARLES & ASSOCIATES	59,125	51,325	7,800	0
EVAPCO WEST, INC.	20,020	0	20,020	0
EVAPORATED COATINGS, INC.	2,575	2,575	0	0
EVCOR	1,219	1,219	0	1,219
EVENTUS SOFTWARE, INC.	3,550	3,550	0	0
EVERETT CO., THE	1,540	1,540	0	1,540
EVERSON ELECTRIC CO.	1,400	1,400	0	0
EVRA, INC.	1,954	478	1,476	0
EVS/TRANSCOM	2,405	0	2,405	0
EWING TECHNICAL DESIGN, INC.	126,018	126,018	0	0
EWING, RODNEY C.	8,100	8,100	0	8,100
EXABYTE CORP.	3,819	3,094	725	0
EXAIR CORP.	3,098	3,098	0	0
EXCALIBUR SYSTEMS, INC.	10,380	10,380	0	0
EXCEL MANUFACTURING, INC.	85,232	85,232	0	85,232
EXCEL TECHNICAL & ENVIRONMENTAL SERVICES	260,000	260,000	0	260,000
EXCEL TEMPORARY STAFFING, INC.	181,085	181,085	0	181,085
EXCEL/QUANTRONIX	71,810	71,810	0	0
EXCITON, INC.	7,319	632	6,687	0
EXECUTIVE COMMUNICATIONS	1,680	1,680	0	0
EXECUTIVE SOFTWARE, INC.	2,311	1,398	913	0
EXERGEN CORP.	2,525	2,525	0	0
EXHIBIT DESIGN CONSULTANTS, INC.	24,606	24,606	0	24,606
EXIDE ELECTRONICS CORP.	125,608	125,608	0	32,010
EXPERTSOFT	79,604	74,132	5,472	0
EXPERTEES	3,892	0	3,892	0
EXPRESS COPIER SERVICE	1,384	1,384	0	1,384
EXPRESSWORKS, INC.	9,500	9,500	0	0
EXSIL, INC.	198,000	198,000	0	0
EXSYS, INC.	53,181	53,181	0	53,181
EXTEND A LIFE	1,471	0	1,471	0
EXTREL CORP.	40,374	0	40,374	0
FABRIC DEVELOPMENT, INC.	3,808	3,808	0	0
FABTRONICS CO.	17,496	0	17,496	0
FACILITY MANAGEMENT SYSTEMS, INC.	8,400	8,400	0	0
FACS FOR OFFICES, INC.	6,494	0	6,494	0
FAGAN, ED, INC.	6,064	6,064	0	0
FAILURE ANALYSIS ASSOCIATES	32,000	32,000	0	0
FAIRBANKS SCALES, INC.	1,132	1,132	0	0
FAIRCHILD COMMUNICATIONS SERVICES CO.	3,469	3,469	0	0
FAIRCHILD SPACE & DEFENSE CORP.	33,758	33,758	0	0
FAIRFIELD LANGUAGE TECHNOLOGIES	1,580	1,580	0	0
FAKESPACE, INC.	285,000	95,000	190,000	0
FALCON MICROSYSTEMS	72,265	67,045	5,220	0
FALCON SYSTEMS, INC.	91,451	31,611	59,840	0
FAMETECH AMERICA, INC.	2,070	0	2,070	0
FANUC ROBOTICS NORTH AMERICA, INC.	5,688	5,155	533	0
FAR WEST SALES	9,888	0	9,888	0
FAR WEST TECHNOLOGY, INC.	7,928	7,928	0	0
FARALLON COMPUTING, INC.	2,868	0	2,868	0
FARGO ELECTRONICS, INC.	14,474	14,474	0	0
FARRELL TRAILER SALES	4,764	4,764	0	0
FAS TECHNOLOGIES, INC.	320,000	320,000	0	0
FAST FORWARD VIDEO	153,425	153,425	0	0
FAST SIGNS	4,937	1,363	3,574	1,363

Supplier Name	Total \$	SNL/NM \$	SNL/CA \$	NM \$
FAULKNER INFORMATION SERVICES	3,342	3,342	0	0
FAXON CO., THE	671,131	671,131	0	0
FEATHER, FRANK B.	20,000	20,000	0	20,000
FEDCOM MICROSOURCE, INC.	17,041	17,041	0	17,041
FED-COMM INTERNATIONAL, INC.	68,500	68,500	0	0
FEDERAL COMMUNICATIONS CORP.	3,332	3,332	0	0
FEDERAL MEDIA, INC.	6,026	0	6,026	0
FEDERAL PRODUCTS CO.	40,683	40,683	0	0
FEDERAL PUBLICATIONS, INC.	18,000	18,000	0	0
FEI CO.	1,800	0	1,800	0
FEINBERG GRADUATE SCHOOL	297,000	297,000	0	0
FEMTOMETRICS	17,250	17,250	0	0
FENIX TECHNOLOGY	3,920	0	3,920	0
FERGUSON, DR. ARCHIBALD	29,888	29,888	0	0
FERRALLI GROUP, THE	32,267	32,267	0	0
FERRAN SCIENTIFIC	6,560	6,560	0	0
FERRELLGAS	206,362	206,362	0	206,362
FERRO CORP.	16,475	16,475	0	0
FERROFLUIDICS CORP.	11,385	0	11,385	0
FESTO CORP.	47,587	47,587	0	0
FIBER INSTRUMENT SALES, INC.	1,186	489	698	0
FIBER OPTIC TECHNOLOGIES	117,843	117,843	0	117,843
FIBER OPTIONS, INC.	23,890	3,270	20,620	0
FIBER SENSYS, INC.	85,783	85,783	0	0
FIBER & SENSOR TECHNOLOGIES, INC.	3,500	0	3,500	0
FIBER & WIRELESS	1,573	1,573	0	0
FIBERLOGIC, INC.	49,186	49,186	0	49,186
FIBERPLEX, INC.	42,178	42,178	0	0
FIBERSENSE & SIGNALS	6,215	6,215	0	0
FIBERTRON CORP.	20,075	20,075	0	10,486
FIDEAPECH	396,000	396,000	0	0
FIDEICOMISO DE RIESGO COMPARTIDO	90,000	90,000	0	0
FIELD PRECISION	9,046	9,046	0	9,046
FIGARO USA, INC.	1,846	1,846	0	0
FIKE CORP.	8,844	7,279	1,566	0
FILMS, INC.	6,401	6,401	0	0
FILTER SERVICES OF NEW MEXICO	10,978	10,978	0	10,978
FILTREX, INC.	6,225	0	6,225	0
FILTRONETICS, INC.	4,200	4,200	0	0
FIMCO, INC.	2,667	0	2,667	0
FINA, MICHAEL C. CO., INC.	615,000	615,000	0	0
FINDLEY, DAVID CO.	3,058	0	3,058	0
FINELINE CIRCUITS & TECHNOLOGY, INC.	3,803	3,803	0	0
FINIFTER, DAVID	8,000	8,000	0	0
FINKL, A. & SONS	1,145	1,145	0	0
FINNEY'S FLOORING	12,000	0	12,000	0
FINNIGAN CORP.	18,908	18,908	0	0
FIRING CIRCUITS, INC.	11,312	11,312	0	0
FIRST BANK VISA CORPORATE CARD	25,000	25,000	0	0
FIRST COMPUTER SYSTEMS, INC.	4,699	4,699	0	0
FIRST IN, INC.	1,253	1,253	0	0
FIRST SOURCE INTERNATIONAL	9,629	9,629	0	0
FIRSTTECH INDUSTRIES, INC.	1,876	1,876	0	0
FIRSTMAN INDUSTRIES	3,500	3,500	0	0
FISCHER CONNECTORS, INC.	1,400	1,400	0	0
FISCHER & PORTER CO.	2,800	2,800	0	0
FISCHER, W. W., INC.	1,858	1,858	0	0
FISHER SCIENTIFIC CO.	3,101,736	3,084,485	17,250	47,909
FISHER-HAMILTON SCIENTIFIC, INC.	28,628	28,628	0	0

Supplier Name	Total \$	SNL/NM \$	SNL/CA \$	NM \$
FISHER, RICHARD J.	15,000	15,000	0	0
FISK UNIVERSITY	14,500	0	14,500	0
FISONS INSTRUMENTS, INC.	585,815	548,126	37,689	0
5L TECH	19,479	19,479	0	19,479
FIX AIR	13,605	0	13,605	0
FIX, JAMES E. & ASSOCIATES	50,000	50,000	0	0
FJELD, ED CO.	4,765	4,765	0	0
FJW OPTICAL SYSTEMS, INC.	16,977	12,195	4,782	0
FLAM & RUSSELL, INC.	3,210	3,210	0	0
FLANDERS FILTERS, INC.	7,639	7,639	0	0
FLATOW-MOORE-SHAFFER-MCCABE, INC.	28,000	28,000	0	28,000
FLENNOR, NORCO	1,233	0	1,233	0
FLINCHUM CONSTRUCTION CO., INC.	1,584,484	1,584,484	0	1,584,484
FLINTRONIC USA	5,380	5,380	0	0
FLIR SYSTEMS, INC.	223,426	223,426	0	0
FLORDIA INTERNATIONAL UNIVERSITY	20,005	20,005	0	0
FLORIDA STATE UNIVERSITY	265,000	265,000	0	0
FLOW SCIENCE, INC.	13,167	13,167	0	13,167
FLUENT, INC.	23,500	23,500	0	0
FLUID CONDITIONING CO.	41,548	41,548	0	4,530
FLUID DYNAMICS INTERNATIONAL, INC.	54,910	54,910	0	0
FLUID GRAVITY, LTD.	46,327	46,327	0	0
FLUID METERING, INC.	2,120	2,120	0	0
FLUITRON, INC.	81,446	81,446	0	0
FLUKE CORP.	145,624	145,624	0	10,024
FLUOROCHEM, LTD.	12,636	12,636	0	0
FLUOROWARE, INC.	38,818	36,433	2,385	0
FOCUS SOFTWARE, INC.	10,145	9,845	300	0
FOGELZANG, PROF. A. E.	3,069	3,069	0	0
FORCE COMPUTERS, INC.	9,380	9,380	0	0
FORCE ELECTRONICS	4,650	3,374	1,276	0
FORE SYSTEMS, INC.	272,852	200,126	72,726	0
FOREIGN LANGUAGE SERVICES	100,000	100,000	0	0
FOREIGN TRADE COMPANY INPAT OF THE PATON, E. O. WELDING INSTITUTE	21,000	21,000	0	0
FOREST HILL PRODUCTS	3,995	0	3,995	0
FORESTRY SUPPLIERS, INC.	1,032	1,032	0	0
FORGECO	10,975	10,975	0	10,975
FORMULABS INDUSTRIAL INKS	5,384	3,463	1,921	0
FORTI ASSOCIATES, INC.	3,576	3,576	0	0
FOSTER WHEELER DEVELOPMENT CORP.	95,731	0	95,731	0
FOSTER-MILLER, INC.	60,826	60,826	0	0
FOUR CORNERS TECHNOLOGY, INC.	150,852	150,852	0	143,642
FOUR PHASE INDUSTRIAL	3,703	3,703	0	0
4PI ANALYSIS, INC.	8,395	0	8,395	0
4TH DIMENSION SOFTWARE, INC.	35,591	35,591	0	0
FOUR WINDS CENTER, INC.	30,000	30,000	0	30,000
FOWLER, FRED V. CO.	2,220	2,000	220	0
FOX CRYSTAL	3,728	3,728	0	3,728
FOX MATHEMATICAL SCIENCES	22,895	22,895	0	0
FOXBORO CO., THE	2,905	2,015	890	0
FOXBORO/ICT	1,340	1,340	0	0
FRACTAL DESIGN CORP.	2,084	1,899	185	0
FRADKOV, DR. VALERY E.	7,500	7,500	0	0
FRANCIS, JOHN CO., INC., THE	25,000	25,000	0	0
FRANKLIN ASSOCIATES, LTD.	24,854	24,854	0	0
FRANKLIN GROUP, INC., THE	10,000	10,000	0	0
FRANKLIN QUEST CO.	8,547	4,940	3,607	0
FRANKLIN SOFTWARE, INC.	9,774	9,774	0	0

Supplier Name	Total \$	SNL/NM \$	SNL/CA \$	NM \$
FRANK'S SUPPLY CO., INC.	25,228	25,228	0	25,228
FRANKS, DR. LARRY	20,250	0	20,250	0
FRANZ, INC.	100,769	100,769	0	0
FRATERNAL ORDER OF POLICE	8,000	0	8,000	0
FREEWAY TRUCK DRIVING SCHOOL	3,525	3,525	0	3,525
FRESH TEST TECHNOLOGY	4,114	4,114	0	0
FRHAM SAFETY PRODUCTS, INC.	25,698	25,698	0	0
FRIENDLY COMPUTERS	17,847	17,847	0	17,847
FROST & SULLIVAN, INC.	1,495	1,495	0	0
FRUEHAUF CORP.	52,200	52,200	0	52,200
FRYE COMPUTER SYSTEMS, INC.	1,880	1,880	0	0
FRY'S ELECTRONICS, INC.	10,604	0	10,604	0
FSI INTERNATIONAL, INC.	27,931	27,931	0	0
FTP SOFTWARE	18,590	17,375	1,215	0
FTS SYSTEMS, INC.	1,795	0	1,795	0
FUJI MEDICAL SYSTEMS USA, INC.	16,156	16,156	0	0
FUJI PHOTO FILM USA, INC.	15,616	0	15,616	0
FUJINON, INC.	1,000	1,000	0	0
FULCRUM	3,101	3,101	0	3,101
FULLAM, ERNEST F., INC.	1,071	618	453	0
FULLER-O'BRIEN PAINT	2,375	0	2,375	0
FURON CORP.	1,799	900	899	0
FUSION SEMICONDUCTOR SYSTEMS	6,958	6,958	0	0
FUTURE ACTIVE INDUSTRIAL ELECTRONICS	1,549	1,549	0	0
FUTURE METALS, INC.	1,634	0	1,634	0
FUTURE RESOURCES ASSOCIATES, INC.	60,000	60,000	0	0
G&G INDUSTRIAL SUPPLY CO.	47,372	47,372	0	47,372
G&K'S PLASCO	8,367	8,367	0	8,367
G/O CORP.	6,282	6,282	0	0
GABALDON PLUMBING & HEATING	356,898	356,898	0	356,898
GAERTNER SCIENTIFIC CORP.	1,518	1,518	0	0
GAGE APPLIED SCIENCE	9,240	9,240	0	0
GAISER TOOL CO.	4,296	4,296	0	0
GALACTIC INDUSTRIES CORP.	14,791	13,701	1,090	0
GALAXY MICROSYSTEMS	16,805	16,805	0	0
GALBRAITH LABORATORIES, INC.	24,030	2,000	22,030	0
GALCO INDUSTRIAL ELECTRONICS, INC.	2,708	2,708	0	0
GALE RESEARCH, INC.	1,035	1,035	0	0
GALIL MOTION CONTROL, INC.	1,235	1,035	200	0
GALILEO ELECTRO-OPTICS CORP.	90,809	75,635	15,174	0
GALLS, INC.	1,987	1,381	607	0
GALSON CORP.	300,000	300,000	0	0
GAMMA HIGH VOLTAGE RESEARCH, INC.	4,008	4,008	0	0
GAMMA PRODUCTS, INC.	2,200	2,200	0	0
GANNETT FLEMING WEST, INC.	7,950	7,950	0	7,950
GARCIA TENT RENTAL	15,648	15,648	0	15,648
GARCIA, JOHN A.	3,500	3,500	0	3,500
GARRECHT, BOB SUPPLY, INC.	10,164	10,164	0	10,164
GARRETT ELECTRONICS, INC.	2,488	2,488	0	0
GARRETT IEV	1,892	1,892	0	0
GARTNER GROUP, THE	324,668	324,668	0	61,400
GARWIN, RICHARD	20,000	20,000	0	0
GAS DYNAMICS, INC.	2,499	0	2,499	0
GAS PURIFICATION ENGINEERING CO.	14,018	0	14,018	0
GASKET PACKING SEAL SUPPLY CO. (GPS)	4,923	4,923	0	4,923
GASSER, ADOLPH, INC.	3,565	0	3,565	0
GASTEN, RUTH	3,500	0	3,500	0
GATAN, INC.	145,979	144,574	1,405	0
GATEWAY 2000	1,543,091	1,475,446	67,645	0

Supplier Name	Total \$	SNL/NM \$	SNL/CA \$	NM \$
GAUSSIAN, INC.	7,225	6,000	1,225	0
GAUTIER, CATHERINE H.	45,000	45,000	0	0
GAYLORD BROS., INC.	1,656	1,154	502	0
GBC MATERIALS CORP.	1,100	1,100	0	0
GBS MICROPOWER SUPPLY	3,058	3,058	0	0
GC MICRO CORP.	13,597	950	12,647	0
GC VIDEO CO.	421,440	421,440	0	421,440
GCL ENVIRONMENTAL SCIENCE & ENGINEERING	22,000	22,000	0	22,000
GE CAPITAL MODULAR SPACE	1,037,864	37,866	999,998	37,866
GE ELECTRO MATERIALS	3,273	3,273	0	0
GE SUPPLY	12,167	9,172	2,995	0
GEARCON GENERAL CONTRACTORS, INC.	870,991	870,991	0	870,991
GEBCO, INC.	21,062	21,062	0	21,062
GEC PLESSEY SEMICONDUCTORS, INC.	197,109	197,109	0	0
GEDNEY, RONALD W.	4,500	4,500	0	0
GELEST, INC.	3,592	898	2,694	0
GELI ENGINEERING	50,000	0	50,000	0
GELLER MICROANALYTICAL LABORATORY	1,900	1,600	300	0
GELLERT CO., INC., THE	16,094	16,094	0	0
GEM DUGOUT, THE	1,460	1,460	0	0
GEM ROLLER CO.	18,139	18,139	0	18,139
GEMINI DIGITAL PRODUCTS CORP.	52,762	52,762	0	0
GEMINI, INC.	2,692	2,692	0	0
GENERAL ATOMICS AERONAUTICAL SYSTEMS, INC.	3,712,973	0	3,712,973	0
GENERAL DATACOMM, INC.	631,534	619,310	12,224	0
GENERAL DEVICES CO., INC.	14,986	14,986	0	0
GENERAL EASTERN INSTRUMENTS	25,949	11,263	14,687	10,483
GENERAL ELECTRIC CO.	187,250	178,791	8,459	101,289
GENERAL ELECTRIC LIGHTING	4,510	4,510	0	0
GENERAL ELECTRODYNAMIC CORP.	8,600	8,600	0	0
GENERAL ELECTRONIC DEVICES	1,159	1,159	0	0
GENERAL ENGINEERING LABORATORIES	6,008,000	6,008,000	0	0
GENERAL FIBER OPTICS, INC.	2,073	0	2,073	0
GENERAL MAGNAPLATE TEXAS, INC.	2,884	2,884	0	0
GENERAL MICROWAVE CORP.	3,050	3,050	0	0
GENERAL OFFICE SUPPLY CO., INC.	2,364,085	2,363,605	480	2,364,085
GENERAL OPTICS, INC.	11,013	0	11,013	0
GENERAL PARAMETRICS	14,315	12,727	1,588	12,727
GENERAL PHYSICS CORP.	2,353,333	2,176,333	177,000	0
GENERAL PLASTICS MANUFACTURING CO.	286,852	286,852	0	0
GENERAL SCANNING, INC.	14,595	14,110	485	0
GENERAL SERVICES ADMINISTRATION	5,816	0	5,816	0
GENERAL TECHNOLOGY CORP.	562,153	562,153	0	562,153
GENERAL VALVE CORP.	8,322	0	8,322	0
GENERAL WINDOW CLEANING	214,900	0	214,900	0
GENERAL, J. D.	95,121	0	95,121	0
GENESIS ENTERPRISES	12,247	0	12,247	0
GENESIS GROUP, THE	9,220	9,220	0	0
GENRAD, INC.	70,337	60,295	10,042	0
GENSYM CORP.	8,863	6,338	2,525	0
GENTEC, INC.	1,250	800	450	0
GENUINE PARTS CO.	353,571	353,571	0	353,571
GENUS, INC.	1,225	1,225	0	0
GEO HILLS ASSOCIATES	50,000	50,000	0	0
GEO SPACE CORP.	5,093	5,093	0	0
GEO-CENTERS, INC.	4,962,943	4,962,943	0	4,962,943
GEOGRAPHIC DATA TECH	1,300	1,300	0	0

Supplier Name	Total \$	SNL/NM \$	SNL/CA \$	NM \$
GEOGRAPHIC PARADIGM COMPUTING	81,000	81,000	0	0
GEOGUARD	3,452	3,452	0	0
GEOKON, INC.	56,962	56,962	0	0
GEOMET DATA SERVICES	15,165	15,165	0	0
GEONIX	39,600	39,600	0	0
GEOPHYSICAL SERVICES & PRODUCTS	210,000	210,000	0	0
GEOPROBE SYSTEMS	6,682	6,682	0	0
GEORGE PRODUCTS CO., INC.	34,297	34,297	0	0
GEORGIA TECH RESEARCH CORP.	2,941,464	2,941,464	0	0
GEOHERMAL ENERGY ASSOCIATION	20,000	20,000	0	0
GERBER SCIENTIFIC INSTRUMENT CO., THE	197,094	9,140	187,954	0
GERBER SYSTEMS CORP., THE	3,000	3,000	0	0
GERS INSTITUTE	36,600	36,600	0	0
GESCAN INTERNATIONAL	7,910	7,910	0	0
GEZ ARCHITECTS/ENGINEERS	250,000	0	250,000	0
GF OFFICE FURNITURE	6,095	6,095	0	6,095
GGB INDUSTRIES, INC.	2,493	2,493	0	0
GHANBARI, CHERYL M.	46,500	46,500	0	46,500
GHZ TECHNOLOGIES	1,480	1,480	0	0
GIBSON, JOAN MCIVER, PHD.	12,500	12,500	0	12,500
GIDDINGS, ALFRED E.	13,000	13,000	0	13,000
GIESECKE & DEVRIENT	1,990	1,990	0	0
GIGANET, INC.	445,000	445,000	0	0
GIGA-TRONICS, INC.	29,709	29,709	0	0
GILBERT ENGINEERING CO.	9,856	9,856	0	0
GILBERT/COMMONWEALTH, INC.	14,025	14,025	0	0
GILIAN INSTRUMENT CORP.	4,580	2,790	1,790	0
GILL MARKETING CO.	3,288	3,288	0	0
GILRAY, JOHN	85,000	85,000	0	0
GILWAY TECHNICAL LAMP	1,279	1,279	0	0
GIRIMONTE & ASSOCIATES	12,645	12,645	0	12,645
GIS/TRANS, LTD.	9,500	9,500	0	0
GITTINGS, KIRK PHOTOGRAPHY	8,490	8,490	0	8,490
GIVE SOMETHING BACK	13,450	0	13,450	0
GIVENS ELECTRIC, INC.	690,000	0	690,000	0
GLASS HATCH	9,978	9,978	0	9,978
GLASSMAN HIGH VOLTAGE, INC.	7,765	6,385	1,380	0
GLB ELECTRONICS	5,473	5,473	0	0
GLEASON, DR. GREGORY	20,000	20,000	0	20,000
GLENAIR, INC.	55,726	55,726	0	0
GLENDO CORP.	2,146	0	2,146	0
GLI TECHNICAL SERVICES	276,000	0	276,000	0
GLOBAL ATMOSPHERICS, INC.	2,400	2,400	0	0
GLOBAL COMPUTER SUPPLIES	13,015	7,921	5,094	0
GLOBAL DEVELOPMENT SERVICES, INC.	80,000	80,000	0	0
GLOBAL ENGINEERING	15,472	15,472	0	0
GLOBAL ENVIRONMENTAL SOLUTIONS	78,787	0	78,787	0
GLOBAL ENVIRONMENT & TECHNOLOGY FOUNDATION	2,156	2,156	0	0
GLOBAL EQUIPMENT CO.	1,784	1,681	103	0
GLOBEX CORP.	1,600,000	1,600,000	0	0
GLOVE 2000, INC.	2,123	0	2,123	0
GM ASSOCIATES, INC.	12,402	2,365	10,037	0
GMPS SERVICE	4,732	0	4,732	0
GMS SCIENTIFIC	49,034	0	49,034	0
GNB BATTERIES, INC.	610,527	610,527	0	0
GNB CORP.	136,040	68,431	67,609	0
GNB TECHNOLOGIES	45,606	45,606	0	0
GNPP NEDRA	65,052	65,052	0	0

Supplier Name	Total \$	SNL/NM \$	SNL/CA \$	NM \$
GOAL/QPC, INC.	11,138	11,138	0	0
GODDARD TECHNOLOGIES CORP.	4,525	6,220	(1,695)	0
GOLDEN BEAR EQUIPMENT VEHICLES, INC.	8,110	0	8,110	0
GOLDEN ENGINEERING, INC.	5,999	5,999	0	0
GOLDER FEDERAL SERVICES, INC.	511,901	511,901	0	0
GOLUB, DR. TANYA	2,243	2,243	0	0
GOMEZ—HERNANDEZ, JAIME	34,000	34,000	0	0
GONDARENKO, DR. NATSHA	2,046	2,046	0	0
GOOD GUYS, THE	1,696	0	1,696	0
GOODENOUGH BOOKS	7,311	0	7,311	0
GOODFELLOW CORP.	8,561	4,722	3,839	0
GOODMAN'S, INC.	99,047	99,047	0	99,047
GOODMEASURE DIRECT, INC.	1,904	1,395	509	0
GOODRICH ROOFING CO., INC.	741,885	741,885	0	741,885
GOODWAY TOOLS CORP.	1,738	1,738	0	0
GOODWIN, PAT'S OFFICE EQUIPMENT CO.	12,944	12,944	0	12,944
GOOD, NATHAN	4,000	0	4,000	0
GORE, W. L. & ASSOCIATES, INC.	19,984	17,644	2,340	0
GORMAN INDUSTRIES, INC.	13,755	13,755	0	13,755
GOSNELL, J. SALES CO.	13,866	0	13,866	0
GOTOLESS CONVERSION	1,750	1,750	0	0
GOULD, INC.	6,747	6,747	0	0
GOULD, STEPHEN CORP.	2,724	2,724	0	0
GOVERNMENT ACCESS	2,689	0	2,689	0
GOVERNMENT CONTRACTS PROGRAM	1,585	1,585	0	0
GOVERNMENT INSTITUTES, INC.	1,743	1,168	575	0
GOVERNMENT MICRO RESOURCES, INC.	104,266	104,266	0	0
GOVERNMENT SCIENTIFIC SOURCE, INC.	14,572	0	14,572	0
GOVERNMENT TECHNOLOGY SERVICES, INC. (GTSI)	668,622	593,332	75,290	0
GOVERNMENT VIDEO SOURCE	1,090	1,090	0	0
GOWAN CONSTRUCTION CO.	45,115	0	45,115	0
GOW—MAC INSTRUMENT CO.	8,675	8,675	0	2,920
GPS STANDARD	1,470	1,470	0	0
GPU NUCLEAR CORP.	27,239	27,239	0	0
GRACE, W. R. & CO.	28,509	28,509	0	0
GRAFOPLAST WIREMARKERS, INC.	1,220	0	1,220	0
GRAHAM'S ELECTRONICS	7,625	7,625	0	7,625
GRAINGER, W. W., INC.	92,404	74,219	18,186	73,693
GRAM, INC.	7,768,526	7,768,526	0	7,768,526
GRANDMA'S MUSIC & SOUND	12,091	12,091	0	12,091
GRANT APPLIED PHYSICS, INC.	23,800	23,800	0	0
GRANTS STEEL SASH & DOOR, INC.	19,422	19,422	0	19,422
GRANVILLE—PHILLIPS CO.	90,116	69,185	20,931	0
GRAPHIC DIMENSIONS	2,216	2,216	0	2,216
GRAPHIC LAMINATING, INC.	2,690	2,690	0	0
GRAPHIC MEDIA, INC.	5,625	5,625	0	0
GRAPHIC TECHNOLOGY, INC.	1,765	1,765	0	0
GRAPHITE DIE MOLD	5,400	5,400	0	0
GRAPHITE ENGINEERING	9,198	9,198	0	0
GRAPHITE MACHINING	6,378	0	6,378	0
GRASEBY ANDERSEN	1,043	1,043	0	0
GRASEBY DYNAMICS, LTD.	9,990	9,990	0	0
GRASEBY INFRARED	19,568	16,468	3,100	0
GRASS VALLEY GROUP, INC.	6,017	6,017	0	4,570
GRAYBAR ELECTRIC CO., INC.	961,440	822,476	138,964	822,476
GRAYBOY ASSOCIATES	8,022	8,022	0	0
GRAYHILL, INC.	1,329	1,329	0	0
GREAT LAKES COMPUTER	2,250	2,250	0	0

Supplier Name	Total \$	SNL/NM \$	SNL/CA \$	NM \$
GREAT WESTERN CHEMICAL CO.	25,762	0	25,762	0
GREATER ALBUQUERQUE CHAMBER OF COMMERCE	10,000	10,000	0	10,000
GREATHOUSE PRODUCTIONS	51,180	51,180	0	51,180
GRECO SYSTEMS	45,126	45,126	0	0
GREEK SHOPPE, THE	3,725	3,725	0	3,725
GREEN HILLS SOFTWARE, INC.	2,000	2,000	0	0
GREEN SPRING COMPUTERS	4,265	4,265	0	0
GREENE TWEED & CO.	1,170	1,170	0	0
GREENHOUSE & GARDEN SUPPLY, INC.	5,918	5,918	0	5,918
GREENLEAF SOFTWARE, INC.	5,039	5,039	0	0
GREIF BROTHERS CORP.	8,030	0	8,030	0
GREIF, RALPH	10,000	0	10,000	0
GREINER, INC.	1,360,000	1,360,000	0	1,360,000
GRIEGO, ROY I.	15,000	15,000	0	15,000
GRIFFIN & ASSOCIATES	9,960	9,960	0	9,960
GRIFFIN, BUD & ASSOCIATES, INC.	4,100	4,100	0	0
GRINDING TECHNOLOGY, INC.	1,558	1,558	0	0
GRINNEL FIRE PROTECTION SYSTEMS CO.	11,300	102	11,300	102
GRINNELL, R. L. CORP.	2,627	2,627	0	0
GROENIGER & COMPANY	1,577	0	1,577	0
GROTH EQUIPMENT CORP.	1,427	1,427	0	0
GROVE ENGINEERING	23,915	23,915	0	0
GROWNEY, TOM EQUIPMENT CO.	33,745	33,745	0	33,745
GRUBER INDUSTRIES, INC.	5,427	5,427	0	0
GSA	1,442	0	1,442	0
GSE CONSTRUCTION CO., INC.	647,476	2,190	645,286	0
GSE, INC.	4,480	4,480	0	0
GTCO	4,995	4,995	0	0
GTE CORP.	2,539	2,539	0	0
GTE CUSTOMER NETWORKS, INC.	6,034,268	5,890,698	143,570	6,034,268
GTE MOBILNET	145,600	0	145,600	0
GTE PRODUCTS CORP.	24,091	24,091	0	0
GUERNSEY COATING LABORATORIES, INC.	70,304	70,304	0	0
GULL GROUP	170,987	170,987	0	0
GULTON INDUSTRIES, INC.	192,809	192,809	0	192,809
GUPTA TECHNOLOGIES, INC.	1,625	1,625	0	0
GUTIERREZ, GABRIEL	10,000	0	10,000	0
GUZZLER MANUFACTURING, INC.	68,898	68,898	0	0
GW COMPRESSOR REPAIR, INC.	15,403	0	15,403	0
GWR INSTRUMENTS	32,150	32,150	0	0
GYCOM	147,000	147,000	0	0
GYR MARKETING	117,509	0	117,509	0
GYRATION, INC.	1,718	1,718	0	0
H&K MANUFACTURING CO.	84,795	0	84,795	0
H.K. EQUIPMENT, INC.	3,300	0	3,300	0
H CO. COMPUTER PRODUCTS, INC.	2,055	2,055	0	0
H SQUARED CORP.	1,140	1,140	0	0
HAAKE-BUCHLER INSTRUMENTS, INC.	5,900	5,900	0	0
HACH CO.	6,846	985	5,861	0
HACHIGIAN, ALEXANDER	6,000	6,000	0	6,000
HADCO CORP.	50,966	50,966	0	0
HADLAND PHOTONICS, INC.	22,887	22,887	0	0
HADLEY, STEPHEN J.	10,500	10,500	0	0
HAESTAD METHODS, INC.	1,800	1,800	0	0
HAFER TOOL CO., INC.	18,658	0	18,658	0
HAJOCA CORP.	11,051	11,022	29	10,523
HALE, J. R. CONTRACTING CO., INC.	6,501	6,501	0	6,501
HALL MACHINE & WELDING CO., INC.	58,799	58,799	0	58,799

Supplier Name	Total \$	SNL/NM \$	SNL/CA \$	NM \$
HALL PRECISION MACHINING	11,187	11,187	0	11,187
HALLETT, R. C.'S WORLD CHAMPION BICYCLES	5,000	5,000	0	5,000
HALLIBURTON ENERGY SERVICES	10,820	10,820	0	10,820
HALLIBURTON NUS CORP.	810,423	810,423	0	47,900
HALLMARK COMPUTER SUPPLIES	6,244	6,244	0	6,244
HALL'S SUPPLY, INC.	1,623	1,623	0	0
HALL, DR. CHARLES A.	14,625	14,625	0	14,625
HALL, DR. IRVING J.	5,000	5,000	0	5,000
HAM RADIO OUTLET	6,562	210	6,352	0
HAMAMATSU CORP.	205,638	196,950	8,688	0
HAMBY CORP.	7,790	7,790	0	0
HAMILTON HALLMARK	14,497	10,476	4,021	0
HAMILTON INDUSTRIES	1,489	0	1,489	0
HAMILTON SORTER CO., INC.	6,289	6,289	0	6,289
HAMMACHER SCHLEMMER	1,698	1,698	0	0
HANDMADE SOFTWARE	2,384	2,180	204	0
HANNAH-HILL, INC.	4,400	4,400	0	0
HANSEN ENVIRONMENTAL CONSULTANTS	67,232	67,232	0	0
HANSEN & ASSOCIATES	8,000	0	8,000	0
HANSEN, R. G. & ASSOCIATES	3,600	3,600	0	0
HARD DRIVE SUPER SOURCE	3,896	269	3,627	0
HARDIGG INDUSTRIES	8,755	0	8,755	0
HARDINGE BROTHERS, INC.	149,607	145,041	4,566	0
HARDWARE SPECIALTIES	1,207	1,207	0	0
HARLAN, W. H. & ASSOCIATES, INC.	4,000	4,000	0	4,000
HARLESS PERFORMANCE GUILD	3,200	3,200	0	0
HARMSCO, INC.	1,291	1,291	0	0
HARRICK SCIENTIFIC CORP.	5,815	5,295	520	0
HARRINGTON INDUSTRIAL PLASTICS, INC.	15,044	3,345	11,699	3,345
HARRIS CORP.	698,182	698,182	0	715,965
HARRIS DIAMOND CORP.	2,616	0	2,616	0
HARRIS GROUP, THE	5,000	5,000	0	0
HARRIS MANUFACTURING CO.	6,652	0	6,652	0
HARRISON CONTRACTING CO., INC.	14,281	14,281	0	14,281
HARRISON INTERNATIONAL	1,965,769	1,965,769	0	1,965,769
HARRISON, BILL D.	3,000	3,000	0	3,000
HARRIS, MICHAEL J.	20,000	20,000	0	0
HARSHAW/BICRON	21,598	19,768	1,830	0
HARTFORD STEAM BOILER	40,000	40,000	0	0
HARTMAN, WILLIAM F.	6,000	6,000	0	6,000
HART, JOHN & ASSOCIATES, PA	455,000	455,000	0	455,000
HARVARD BUSINESS SCHOOL	1,858	1,858	0	0
HARVARD CORP.	8,807	8,807	0	0
HARVARD UNIVERSITY	19,340	19,340	0	0
HARWOOD ENGINEERING CO., INC.	4,784	4,784	0	0
HASKEL SUPPLY CO.	2,410	2,243	167	0
HASKELL INDIAN JR. COLLEGE	20,309	20,309	0	0
HASKRIS CO.	7,521	7,521	0	0
HATHAWAY CORP.	2,895	2,895	0	0
HAWORTH, INC.	200,136	0	200,136	0
HAYWARD PALLET & LUMBER	2,238	0	2,238	0
HAZCO SERVICES, INC.	7,466	7,466	0	0
HAZEN RESEARCH, INC.	7,338	0	7,338	0
HAZEN, JUDITH	41,000	0	41,000	0
HAZ-STOR COMPANY, THE	24,095	0	24,095	0
HBM, INC.	10,212	10,212	0	0
HD SYSTEMS, INC.	8,535	1,651	6,884	0
HEADWAY RESEARCH, INC.	27,973	26,845	1,128	0
HEALTH CARE, INC.	1,500	1,500	0	0

Supplier Name	Total \$	SNL/NM \$	SNL/CA \$	NM \$
HEALTH & FAMILY EDUCATION CONSULTANTS, LTD.	9,000	9,000	0	9,000
HEALTHSOUTH REHAB CENTER OF ALBUQUERQUE	45,000	45,000	0	45,000
HEARTLAND TRANSPORT	8,500	8,500	0	8,500
HEAT TRANSFER EQUIPMENT CO.	4,176	0	4,176	0
HEATH WELDING SUPPLY, INC.	1,245	0	1,245	0
HECKLER & KOCH, INC.	1,577	1,577	0	0
HEIDELBERG WEST	1,029	1,029	0	0
HEIGHTS KEY LOCK & SAFE, INC.	8,746	8,746	0	8,746
HELEN SEWING SERVICE	1,359	1,359	0	1,359
HELFRICH CO.	3,285	0	3,285	0
HELICOFLEX CO.	1,320	1,170	150	0
HELIX TECHNOLOGY CORP.	75,265	74,815	450	25,375
HELLMA CELLS, INC.	3,026	1,024	2,002	0
HELLMAN, ROBERT	1,470	1,470	0	0
HELMAN ENGINEERING, INC.	10,376	0	10,376	0
HELMEL ENGINEERING PRODUCTS, INC.	3,628	0	3,628	0
HELTON, JON	85,000	85,000	0	85,000
HENBERGER, JOHN C. CO., INC.	4,500	4,500	0	0
HENDERSON, JACK B. CONSTRUCTION CO., INC.	3,653,765	3,653,765	0	3,653,765
HENKEN, W. H. INDUSTRIES, INC.	40,528	40,528	0	0
HENRY RADIO, INC.	3,386	3,386	0	0
HER ELECTRONICS, INC.	8,925	8,925	0	8,925
HERAEUS-AMERSIL, INC.	1,928	708	1,220	0
HERCULES INDUSTRIES	2,910	2,910	0	0
HERCULES, INC.	206,072	206,072	0	0
HERMETIC SEAL CORP.	58,100	58,100	0	0
HEROUX, PATRICIA A.	49,000	49,000	0	0
HERRERA COACHES	1,260	1,260	0	1,260
HERRMANNSFELDT, W. B.	1,600	1,600	0	0
HERRMANN, CARL ASSOCIATES, INC.	18,215	18,215	0	0
HERSHEY, ROBERT	50,000	0	50,000	0
HERSTAL AUTOMATION, LTD.	1,100	1,100	0	0
HERTZ EQUIPMENT RENTAL	2,000	0	2,000	0
HERTZ RENTALS	4,540	0	4,540	0
HESSLER TECHNICAL SERVICES	5,000	5,000	0	0
HETHERINGTON, INC.	22,945	22,945	0	0
HETRICK SCIENTIFIC, INC.	6,000	6,000	0	0
HEURIKON CORP.	56,037	56,037	0	0
HEWLETT-PACKARD CO.	2,823,627	2,784,465	39,162	1,655,431
HEXEL CORPORATION	349,561	0	349,561	0
HE, INC.	5,695	5,695	0	0
HI Q	27,041	0	27,041	0
HI VOLTAGE COMPONENTS	23,100	23,100	0	0
HIBBITT, KARLSSON & SORENSEN, INC. (HKS)	121,610	120,140	1,470	0
HICKMAN, W. P. SYSTEMS	11,974	11,974	0	11,974
HIERATH AUTOMATED SYSTEMS	15,750	15,750	0	0
HI-G CO., INC.	1,453	1,453	0	0
HIGH CURRENT ELECTRONICS INSTITUTE	159,000	159,000	0	0
HIGH ENERGY DENSITY RESEARCH CENTER	39,985	39,985	0	0
HIGH MESA TOOLING	12,128	12,128	0	12,128
HIGH PERFORMANCE SYSTEMS, INC.	34,274	33,579	695	0
HIGH PRECISION DEVICES	9,995	9,995	0	0
HIGH PRESSURE EQUIPMENT CO., INC.	5,211	5,042	168	0
HIGH SIERRA COMMUNICATIONS	1,800	1,800	0	0
HIGH VACUUM APPARATUS MANUFACTURING, INC.	5,625	710	4,915	0
HIGH-TECH ASSOCIATES, INC.	130,197	130,197	0	130,197

Supplier Name	Total \$	SNL/NM \$	SNL/CA \$	NM \$
HILL BROTHERS CONTRACTING, INC.	2,244	0	2,244	0
HILLHOUSE & ASSOCIATES	29,735	0	29,735	0
HILLTECH	1,800	1,800	0	1,800
HILL, LOUIS H. CO.	1,525	0	1,525	0
HILTI, INC.	13,720	3,830	9,890	1,205
HINDS INSTRUMENTS, INC.	4,970	0	4,970	0
HINDSLEY, FRAN M.	1,200	1,200	0	1,200
HIPOTRONICS, INC.	17,935	17,935	0	0
HIRSCH ELECTRONICS CORP.	176,880	176,880	0	0
HIRST CO., THE	34,000	34,000	0	34,000
HISCO	4,758	4,758	0	4,590
HISEC, INC.	9,055	9,055	0	9,055
HI-SHEAR TECHNOLOGY CORP.	25,829	25,829	0	0
HITACHI AMERICA, LTD.	12,036	12,036	0	0
HITACHI INSTRUMENTS, INC.	41,270	31,594	9,676	0
HITEC PRODUCTS	1,988	1,988	0	0
HITEC USA	2,099	0	2,099	0
HI-TECH, INC.	1,568	1,568	0	1,568
HI-TEK MANUFACTURING	2,400	2,400	0	0
HITRON SYSTEMS	1,300	0	1,300	0
HITS COMPUTERS	9,007	9,007	0	9,007
HOBART LASER PRODUCTS, INC.	7,878	7,878	0	0
HOBBIES & STUFF	1,512	1,512	0	1,512
HOECHST CELANESE CORP.	1,286	837	449	0
HOFFER FLOW CONTROLS, INC.	5,478	5,478	0	0
HOFFMAN, DR. F. O.	15,000	15,000	0	0
HOFFMAN, P. R. MATERIALS PROCESSING CORP.	11,513	11,513	0	0
HOGESCHOOL GELDERLAND	35,325	35,325	0	0
HOGLE, DICK'S MULTI MEDIA STUDIO	87,308	87,308	0	87,308
HOLDEN LOOSE LEAF	5,180	5,180	0	0
HOLIDAY INN PYRAMID	2,000	2,000	0	2,000
HOLIDAY WORLD RV CENTER	1,705	1,705	0	1,705
HOLLOWAY, LUCILLE	6,000	0	6,000	0
HOLMAN'S, INC.	39,256	39,256	0	39,256
HOLMES & NARVER, INC.	775,000	775,000	0	775,000
HOLOMETRIX, INC.	3,104,000	3,104,000	0	0
HOME DEPOT, INC.	5,743	0	5,743	0
HOME & BUSINESS COMPUTER CENTER	180,661	0	180,661	0
HONEYWELL, INC.	1,236,137	1,236,137	0	291,971
HONOMACH, INC.	3,000	3,000	0	0
HOPPER SPECIALTY WEST, INC.	1,828	1,828	0	1,828
HORA, STEPHEN C.	121,395	121,395	0	0
HORGAN, TIM	1,405	1,405	0	0
HORIBA INSTRUMENTS, INC.	1,968	0	1,968	0
HORIE, DR. Y.	10,000	10,000	0	0
HORINE & ASSOCIATES	232,128	232,128	0	0
HORIZON HIGH REACH	2,137	0	2,137	0
HORN, E. T. CO.	1,111	0	1,111	0
HOROWITZ, DR. ISAAC	20,000	20,000	0	0
HOSE VENTURE, INC.	5,542	0	5,542	0
HOTTEL, HARVEY W., INC.	185,500	185,500	0	0
HOUSE OF BATTERIES	2,046	1,688	359	0
HOUSE OF TROPHIES	1,296	1,296	0	1,296
HOUSEHOLD DATA SYSTEMS	16,275	16,275	0	0
HOUSE, K. L. CONSTRUCTION CO., INC.	6,226,652	6,226,652	0	6,226,652
HOUSTON INTERNATIONAL, LTD.	40,000	40,000	0	0
HOUSTON, MICHAEL	1,120	1,120	0	0
HOU, DR. SHANG Y.	20,000	20,000	0	0
HOWARD FORMED STEEL PRODUCTS	3,800	3,800	0	0

Supplier Name	Total \$	SNL/NM \$	SNL/CA \$	NM \$
HOWARD SALES CO.	1,984	1,984	0	0
HOWELL CO.	2,014	2,014	0	0
HOWELL, GREGORY A.	4,000	4,000	0	4,000
HOWLAND CO., INC.	4,500	4,500	0	0
HOWLAND, FRANK L.	4,500	4,500	0	0
HOWMET CORP.	1,691	1,691	0	0
HP ENVIRONMENTAL SERVICES	481,563	481,563	0	0
HR MACHINERY, INC.	6,017	0	6,017	0
HR PRESS	1,417	1,417	0	0
HRS SYSTEMS, INC.	1,250	0	1,250	0
H-SQUARE CO.	8,947	8,947	0	0
HTA PHOTOMASK	1,710	1,710	0	0
HTB INTERNATIONAL	2,223	2,223	0	0
HUBBARD, G. L. SOFTWARE CONSULTING	50,000	0	50,000	0
HUBER & SUHNER, INC.	9,880	9,880	0	0
HUBER, ROBERT J.	15,000	15,000	0	0
HUDSON TOOL & DIE CO.	7,260	7,260	0	0
HUGHES AIRCRAFT CO.	5,000	5,000	0	0
HUGHES CHRISTENSEN CO.	40,000	40,000	0	0
HUGHES DANBURY OPTICAL SYSTEMS, INC.	5,155,119	5,155,119	0	0
HUGHES ELECTRIC	3,357,430	3,357,430	0	3,357,430
HUGHES NETWORK SYSTEMS	2,045	2,045	0	0
HUGHES SANTA BARBARA RESEARCH CENTER	6,517,794	6,517,794	0	0
HUGHES, R. S. CO., INC.	13,717	6,530	7,187	6,109
HUMENY, NICK F. & CO.	4,493	2,138	2,355	0
HUMMINGBIRD COMMUNICATIONS, LTD.	30,013	29,492	521	0
HUNTER LUMBER CORP.	76,170	76,170	0	76,170
HUNTINGTON MECHANICAL LABS, INC.	45,710	26,932	18,778	0
HUNTRON, INC.	9,995	9,995	0	0
HUNTSVILLE MICROSYSTEMS, INC.	25,490	25,490	0	0
HURCO MANUFACTURING CO., INC.	2,792	0	2,792	0
HURT, ROBERT	15,000	0	15,000	0
HYBRICON CORP.	1,246	1,246	0	0
HYDRAULIC CONTROLS, INC.	5,510	0	5,510	0
HYDRAULIC DEPOT	33,000	33,000	0	0
HYDRAULIC POWER SYSTEMS	1,900	1,900	0	0
HYDRAULIC SYSTEMS OF NEW MEXICO	10,700	10,700	0	10,700
HYPERCEPTION, INC.	3,990	3,990	0	0
HYPERTRONICS CORP.	9,027	9,027	0	0
HYSpan PRECISION PRODUCTS, INC.	10,169	10,169	0	10,169
HYSTER CO.	46,558	46,558	0	0
I&J FISNAR, INC.	1,382	1,382	0	0
IAC INDUSTRIES, INC.	37,208	37,208	0	0
IAR SYSTEMS SOFTWARE, INC.	10,465	10,465	0	0
IAS ROBOTICS	20,000	0	20,000	0
IBIS TECHNOLOGY CORP.	58,075	58,075	0	0
IBT REFERENCE LABORATORY	3,000	3,000	0	0
IBUS	2,830	2,830	0	0
IC SENSORS	1,014	1,014	0	0
ICAM TECHNOLOGIES CORP.	25,841	22,106	3,735	0
ICAMP, INC.	10,500	10,500	0	10,500
ICEM CFD ENGINEERING	2,500	2,500	0	0
ICERMAN, LARRY	51,000	51,000	0	51,000
ICF KAISER ENGINEERS, INC.	206,146	206,146	0	206,146
ICG	1,112	1,112	0	0
ICI AMERICAS, INC.	1,210	1,210	0	0
ICI FIBERITE	5,231	5,231	0	0
ICN	21,460	0	21,460	0
ICONIX SOFTWARE ENGINEERING, INC.	3,495	3,495	0	0

Supplier Name	Total \$	SNL/NM \$	SNL/CA \$	NM \$
ICS	68,913	68,913	0	68,913
ICS ELECTRONICS CORP.	4,751	4,751	0	3,390
I-CUBE	1,250	1,250	0	0
ID SYSTEMS, INC.	6,200	6,200	0	0
IDEA MAN, INC.	2,569	0	2,569	0
IDEAL PRODUCTS	4,800	4,800	0	0
IDEAL SUPPLY CO.	1,097	1,097	0	0
IDEAS UNLIMITED, INC.	48,126	48,126	0	0
IDENTICARD SYSTEMS, INC.	16,863	16,863	0	0
IDENTICATOR CORP.	1,547	1,053	494	0
IDENTICATOR TECHNOLOGY	13,800	13,800	0	0
IDENTIX, INC.	6,380	6,380	0	0
IET LABS, INC.	3,734	3,734	0	0
IFR SYSTEMS, INC.	1,750	1,750	0	0
IIT RESEARCH INSTITUTE	147,864	147,864	0	0
ILC DATA DEVICE CORP.	60,698	21,136	39,562	684
ILC TECHNOLOGY, INC.	10,218	1,100	9,118	0
ILFORD PHOTO CORP.	1,092	275	817	0
ILLINOIS INSTRUMENTS	3,070	3,070	0	0
ILLUSTRA INFORMATION TECHNOLOGIES	2,799	2,799	0	0
ILOG, INC.	4,600	4,600	0	0
ILX LIGHTWAVE CORP.	24,826	23,531	1,295	0
IMAGE BUILDERS	43,969	43,969	0	37,644
IMAGE CLUB GRAPHICS	6,304	5,820	484	0
IMAGE CONCEPTS TECHNOLOGIES, INC.	36,000	36,000	0	0
IMAGE MANIPULATION SYSTEMS	1,200	1,200	0	0
IMAGE NATION CORP.	4,445	4,445	0	0
IMAGE SETTERS	2,500	0	2,500	0
IMAGENATION CORP.	12,296	12,296	0	0
IMAGINE THAT GRAPHICS	3,487	1,500	1,987	3,487
IMAGINE THAT, INC.	4,015	1,285	2,730	0
IMAGING CONCEPTS OF NEW MEXICO, INC.	4,094	4,094	0	4,094
IMAGING SPECTRUM, INC.	27,880	27,880	0	0
IMAGING SUPPLIES & EQUIPMENT CORP.	4,949	4,949	0	4,949
IMAGING TECHNOLOGY, INC.	24,506	24,506	0	0
IMAGING & SENSING TECHNOLOGY CORP.	3,172	3,172	0	0
IMAGO DATA	8,750	8,750	0	0
IMI CASH VALVE, INC.	1,276	1,276	0	0
IML DIRECT	1,150	1,150	0	0
IMMERSION CORP.	3,250	3,250	0	0
IMPEDIMENT, INC.	17,204	17,204	0	0
INCOM, INC.	12,765	12,765	0	0
INDELIBLE BLUE, INC.	1,526	1,526	0	0
INDENTICATOR	6,900	0	6,900	0
INDEPENDENT FIRE CO.	1,965	1,965	0	1,965
INDEPENDENT SCISSORLIFT	1,729	0	1,729	0
INDIUM CORP. OF AMERICA	7,332	7,332	0	0
INDIVIDUAL, INC.	3,995	3,995	0	0
INDUCTOTHERM CORP.	144,862	143,797	1,065	0
INDUS CORP.	1,800	1,800	0	0
INDUSTRIAL BATTERY SPECIALISTS	10,178	10,178	0	10,178
INDUSTRIAL COMPUTER SOURCE	83,101	67,624	15,477	0
INDUSTRIAL CONTRACTORS	10,952	10,952	0	10,952
INDUSTRIAL ELECTRIC SERVICE CO., INC.	4,155	4,155	0	4,155
INDUSTRIAL ELECTRONIC ENGINEERS, INC.	4,258	4,258	0	0
(IEE)				
INDUSTRIAL ENVIRONMENTAL MONITORING INSTRUMENTS	3,755	3,755	0	0
INDUSTRIAL PLATING CO., INC.	2,852	195	2,657	195

Supplier Name	Total \$	SNL/NM \$	SNL/CA \$	NM \$
INDUSTRIAL SCIENTIFIC CORP.	3,196	83	3,113	0
INDUSTRIAL SENSORS AND ACTUATORS	5,675	0	5,675	0
INDUSTRIAL SOLAR TECHNOLOGY CORP.	16,454	16,454	0	0
INDUSTRIAL TECHNOLOGY PROCESSES	32,800	32,800	0	0
INDUSTRIAL TOOL & SUPPLY CO.	16,320	0	16,320	0
INDUSTRIAL VISION SOURCE	54,953	54,953	0	0
INDUSTRIAL & COMMERCIAL SECURITY SYSTEMS	4,000	4,000	0	4,000
INDUSTRIES FOR THE BLIND	2,812	2,812	0	2,812
INERTIAL SCIENCE, INC.	410,981	410,981	0	0
I-NET, INC.	59,854	59,854	0	0
INFINITE GRAPHICS, INC.	3,000	3,000	0	0
INFINITY	21,661	21,661	0	21,661
INFLIGHT	19,600	19,600	0	0
INFOCUS SYSTEMS, INC.	3,656	0	3,656	0
INFODATA SYSTEMS, INC.	21,506	21,506	0	0
INFOEDGE	1,995	1,995	0	0
INFOGRAPHICS, INC.	338,822	145,791	193,031	0
INFORMATICS, INC.	496,984	496,984	0	0
INFORMATION ACCESS CO.	1,250	1,250	0	0
INFORMATION BUILDERS, INC.	5,137	5,137	0	0
INFORMATION HANDLING SERVICES	488,449	446,157	42,292	0
INFORMATION MANAGEMENT SPECIALTIES (IMS)	241,133	239,773	1,360	241,133
INFORMATION MAPPING, INC.	16,900	16,900	0	0
INFORMATION SOLUTIONS, INC.	96,000	96,000	0	96,000
INFORMATION SYSTEMS RESEARCH, INC.	12,900	12,900	0	0
INFORMIX SOFTWARE, INC.	24,906	17,977	6,929	10,481
INFORM, INC.	25,000	0	25,000	0
INFOTECH COMPUTER SYSTEMS	36,638	0	36,638	0
INFRAMETRICS, INC.	89,936	88,405	1,531	0
INFRARED ANALYSIS, INC.	8,060	8,060	0	0
INFRARED LABORATORIES, INC.	4,810	2,610	2,200	0
INFRARED OPTICAL PRODUCTS, INC.	5,520	4,890	630	0
INGBER, MARC	25,000	25,000	0	25,000
INGHAM, KENNETH CONSULTING	16,500	16,500	0	16,500
INGOLD/METTLER-TOLEDO PROCESS	2,450	2,450	0	0
INGRAM, GEORGE E.	4,000	4,000	0	4,000
INGWERSEN ELECTRICAL ENGINEERING	89,895	89,895	0	89,895
INLAND VACUUM PRODUCTS	1,489	1,489	0	0
INMAC	82,518	65,542	16,976	0
INNOTEC GROUP, INC.	33,705	33,705	0	0
INNOVA COMMUNICATIONS, INC.	12,355	12,355	0	0
INNOVATION COMPUTERS	3,338	3,338	0	0
INNOVATION DATA PROCESSING	23,240	23,240	0	0
INNOVATIVE COMPUTER SOLUTIONS	4,725	4,725	0	0
INNOVATIVE ENVIRONMENTAL & COMPUTING TECH	5,000	5,000	0	0
INNOVATIVE FUTURES CORP.	42,000	42,000	0	0
INNOVATIVE INTEGRATION	17,910	17,910	0	0
INNOVATIVE LASERS CORP.	285,000	285,000	0	0
INNOVATIVE PRODUCTS & PERIPHERALS CORP. (IPPC)	14,642	14,642	0	10,404
INNOVATIVE RESEARCH, INC.	66,643	66,643	0	0
INNOVATIVE SOFTWARE DESIGNS, INC.	5,990	5,990	0	0
INNOVATIVE SOLUTIONS FOR DATA COLLECTION	19,342	19,342	0	0
INNOVATIVE TECHNOLOGY SOLUTIONS CORP. (ITS)	1,603,489	1,603,489	0	1,603,489

Supplier Name	Total \$	SNL/NM \$	SNL/CA \$	NM \$
INNOVISION SYSTEMS, INC.	52,867	52,867	0	0
INOVONICS CORP.	31,646	31,646	0	0
INRAD, INC.	44,450	31,440	13,010	0
INSACO, INC.	2,465	0	2,465	0
INSERTS & FASTENERS	1,325	0	1,325	0
INSIDE TOSHIBA ACCESSORY	1,534	976	558	0
INSIGHT DIRECT, INC.	62,986	60,643	2,343	0
INSIGHT ELECTRONICS, INC.	131,090	131,090	0	0
INSIGHT SYSTEMS GROUP	9,735	9,735	0	9,735
INSIGNA SYSTEMS, INC.	3,757	0	3,757	0
INSIGNIA SOLUTIONS, INC.	6,729	5,831	898	0
INSITEC	60,000	0	60,000	0
IN-SITU, INC.	29,693	29,693	0	0
INSOFT, INC.	29,863	6,012	23,851	0
INSTITUTE FOR DYNAMICS OF GEOSPHERES	68,280	68,280	0	0
INSTITUTE FOR ELECTROCHEMISTRY	20,000	20,000	0	0
INSTITUTE FOR EXCELLENCE	1,100	1,100	0	0
INSTITUTE FOR METAL PHYSICS	80,000	80,000	0	0
INSTITUTE FOR PHYSICAL CHEMISTRY	100,000	100,000	0	0
INSTITUTE FOR PHYSICS OF METALS	20,000	20,000	0	0
INSTITUTE FOR SCIENTIFIC INFORMATION	15,285	12,000	3,285	0
INSTITUTE OF CHEMICAL PHYSICS	50,000	50,000	0	0
INSTITUTE OF CRYSTALLOGRAPHY	91,500	91,500	0	0
INSTITUTE OF ELECTRICAL & ELECTRONIC ENGINEERS, INC.	5,173	5,173	0	0
INSTITUTE OF ELECTROPHYSICS	122,200	122,200	0	0
INSTITUTE OF FOUNDRY PROBLEMS	20,000	20,000	0	0
INSTITUTE OF GEOELECTROMAGNETIC RESEARCH	43,080	43,080	0	0
INSTITUTE OF MANAGEMENT ACCOUNTANTS	20,000	20,000	0	0
INSTITUTE OF METAL PHYSICS	20,000	20,000	0	0
INSTITUTE OF METALLURGY	69,500	69,500	0	0
INSTITUTE OF NUCLEAR PROBLEMS	80,000	80,000	0	0
INSTITUTE OF PHYSICS & POWER ENGINEERING	156,400	156,400	0	0
INSTITUTE OF POWER ENGINEERING PROBLEMS	53,400	53,400	0	0
INSTITUTE OF SOLID STATE PHYSICS	50,000	50,000	0	0
INSTITUTE OF SPECTROSCOPY	70,000	70,000	0	0
INSTRON CORP.	73,001	57,530	15,471	0
INSTRULAB, INC.	13,313	12,615	698	2,945
INSTRUMENT ENCLOSURES, INC.	5,059	5,059	0	0
INSTRUMENT SERVICE LABORATORIES (ISL)	10,480	10,480	0	10,480
INSTRUMENT SPECIALTIES CO., INC.	5,256	4,538	719	0
INSTRUMENT TECHNOLOGY, INC.	41,625	0	41,625	0
INSTRUMENTATION SOUTHWEST	8,930	8,930	0	8,930
INSTRUMENTS FOR RESEARCH & INDUSTRY	3,472	595	2,877	0
INSTRUMENTS SA, INC.	454,498	395,961	58,537	0
INSULATION SUPPLY CO.	1,794	0	1,794	0
INSULATOR SEAL, INC.	24,999	5,926	19,073	0
INTEGRACOM, INC.	97,114	1,450	95,664	0
INTEGRAL SYSTEMS, INC.	54,288	54,288	0	0
INTEGRATED CIRCUIT ENGINEERING CORP.	2,590	2,590	0	0
INTEGRATED COMPUTER SOLUTIONS (ICS)	39,361	37,826	1,535	0
INTEGRATED DESIGN, INC.	61,575	61,575	0	0
INTEGRATED DYNAMICS ENG.	4,675	0	4,675	0
INTEGRATED ENGINEERING SOFTWARE	31,650	31,650	0	0
INTEGRATED MEASUREMENT SYSTEMS, INC.	22,960	22,960	0	0
INTEGRATED MEDICAL, INC.	2,790	2,790	0	2,790

Supplier Name	Total \$	SNL/NM \$	SNL/CA \$	NM \$
INTEGRATED MOTION, INC.	20,445	20,445	0	0
INTEGRATED RESOURCES GROUP, INC.	550,000	550,000	0	0
INTEGRATED SOLUTIONS, INC.	116,863	116,423	440	0
INTEGRATED SYSTEMS, INC.	60,287	36,240	24,047	0
INTEGRATED TECHNOLOGIES CORP. (ITC)	944,004	944,004	0	944,004
INTEGRI-TEST CORP.	251,508	1,508	250,000	0
INTEGRITY NETWORKING SYSTEMS, INC.	1,055,200	1,010,432	44,768	1,055,200
INTEGRIX, INC.	5,338	5,338	0	0
INTEL CORP.	45,789,438	45,841,106	(51,668)	0
INTELESYS	2,333	0	2,333	0
INTELLICORP, INC.	236,960	38,260	198,700	0
INTELLIGENT AUTOMATION, INC.	11,488	11,488	0	0
INTELLIGENT INSTRUMENTATION, INC.	2,914	2,914	0	0
INTELLIGENT TECHNOLOGIES & SERVICES, INC.	40,000	0	40,000	0
INTERA SCIENCES, INC.	240,000	240,000	0	0
INTERACTIVE DEVELOPMENT ENVIRONMENTS	76,763	76,763	0	0
INTERACTIVE IMAGE TECHNOLOGIES, LTD.	1,856	1,856	0	0
INTERACTIVE MEDIA COMMUNICATIONS	2,570	2,570	0	0
INTERACTIVE SOFTWARE ENGINEERING	25,036	25,036	0	0
INTERACTIVE TELEVISION CO.	2,650	2,650	0	0
INTERA, INC.	4,056,677	4,056,677	0	425,000
INTERCONTINENTAL MICROWAVE	2,000	2,000	0	0
INTERFACE ARCHITECTURAL SIGNAGE	3,405	3,405	0	0
INTERFACE FLOORING SYSTEMS, INC.	6,627	0	6,627	0
INTERFACE ICS, INC.	4,570	4,570	0	4,570
INTERFACE, INC.	3,390	3,390	0	0
INTERGRAPH CORP.	684,867	630,507	54,360	377,062
INTERLEAF, INC.	12,204	12,204	0	0
INTERMATRIX, INC.	15,000	15,000	0	0
INTERMEC CORP.	48,864	25,412	23,452	48,271
INTERMETRICS MICROSYSTEMS	1,640	1,640	0	0
INTERMETRO INDUSTRIES CORP.	7,482	7,482	0	0
INTERMOUNTAIN CIRCUIT SUPPLY	1,470	1,470	0	0
INTERNATIONAL ATOMIC ENERGY AGENCY	1,220	1,220	0	0
INTERNATIONAL BUSINESS MACHINES CORP. (IBM)	3,046,257	3,000,488	45,769	2,911,902
INTERNATIONAL CENTER FOR DIFFRACTION DATA	6,895	6,895	0	0
INTERNATIONAL CONFIGURATIONS	1,917	1,917	0	0
INTERNATIONAL CRYSTAL LABS	2,248	2,248	0	0
INTERNATIONAL ENVIRONMENTAL TRAINING & CONSULTING, INC.	24,915	24,915	0	24,915
INTERNATIONAL FIBER SYSTEMS, INC.	8,147	8,147	0	5,409
INTERNATIONAL INSTITUTE FOR APPLIED PHYSICS & HIGH TECHNOLOGY	70,000	70,000	0	0
INTERNATIONAL LIGHT, INC.	1,250	920	330	0
INTERNATIONAL MANAGEMENT TECHNOLOGIES, INC.	5,650	5,650	0	0
INTERNATIONAL MANUFACTURING SERVICES, INC. (IMS)	3,431	3,431	0	0
INTERNATIONAL QUALITY & PRODUCTIVITY CENTER	1,295	1,295	0	0
INTERNATIONAL RADIATION DETECTORS	2,000	2,000	0	0
INTERNATIONAL RESISTIVE CO.	8,082	8,082	0	0
INTERNATIONAL SECURITY OPERATIONS (ISO)	1,380,000	1,380,000	0	1,380,000
INTERNATIONAL SENSOR TECHNOLOGY	3,906	3,906	0	0
INTERNATIONAL SOS ASSISTANCE, INC.	5,000	5,000	0	0
INTERNATIONAL SURVEY RESEARCH CORP.	148,908	148,908	0	0
INTERNATIONAL SYSTEM INTEGRATORS (ISI)	3,041	3,041	0	3,041

Supplier Name	Total \$	SNL/NM \$	SNL/CA \$	NM \$
INTERNATIONAL SYSTEMS GROUP (ISG)	4,000	4,000	0	0
INTERNATIONAL TECHNOLOGY COMPUTERS	12,007	0	12,007	0
INTERNATIONAL THOMPSON PUBLISHING CORP.	1,249	949	300	0
INTERNATIONAL WAFER SERVICE	12,394	1,046	11,348	0
INTERNET ONE	33,000	33,000	0	0
INTERPHASE CORP.	24,610	24,610	0	0
INTERPOINT CORP.	61,628	61,628	0	0
INTERSOLV, INC.	9,230	9,230	0	0
INTERSPEAK	1,800	1,800	0	0
INTERSTATE ELECTRONICS CORP.	77,526	77,526	0	0
INTERTEK PERFORMANCE GROUP	20,838	20,838	0	0
INTER-TEL SOUTHWEST	1,448	1,448	0	1,448
INTRACORP	283,955	283,955	0	0
INTUITIVE TECHNOLOGY CORP.	4,345	4,345	0	0
IO TECH, INC.	8,950	8,060	890	0
IOFFE PHYSICAL TECHNICAL INSTITUTE	110,800	110,800	0	0
IOMEGA CORP.	8,411	6,460	1,951	0
ION SYSTEMS, INC.	24,575	24,575	0	0
ION TECH, INC.	6,817	200	6,617	0
IONA TECHNOLOGIES	13,270	13,270	0	0
IONA TECHNOLOGIES, LTD.	8,350	200	8,150	0
IONICS, INC.	5,641	5,641	0	0
IOTECH, INC.	72,167	72,167	0	25,669
IOWA STATE UNIVERSITY	765,120	765,120	0	0
IPC TECHNOLOGIES ADVANCED SYSTEMS	35,146	35,146	0	0
IPCO SAFETY	1,062	0	1,062	0
IPM/LORTEC POWER SYSTEMS	9,807	9,807	0	0
IPT CORP.	16,295	16,295	0	0
IRC	2,566	2,566	0	2,566
IRCO CO.	1,703	1,703	0	0
IRCON, INC.	17,057	17,057	0	0
IRD MECHANALYSIS, INC.	14,733	14,733	0	0
IRIS ELECTRONICS	1,299	0	1,299	0
IRON AGE CORP.	27,959	27,959	0	23,776
IRVINE SENSORS CORP.	494,480	494,480	0	0
ISCO, INC.	37,391	18,772	18,619	0
ISE	3,578	0	3,578	0
ISE LABS, INC.	2,450	2,450	0	0
ISEC, INC.	26,908	17,379	9,529	0
ISIGHT, INC.	4,411	4,411	0	0
ISIS DISTRIBUTED SYSTEMS, INC.	12,650	12,650	0	0
ISLAND SOFTWARE CORP.	18,216	4,918	13,298	0
ISO	1,675	0	1,675	0
ISOGON CORP.	3,053	3,053	0	0
ISOLATION PRODUCTS, INC.	4,496	4,496	0	4,496
ISOMEDIA	7,100	7,100	0	0
ISOMET CORP.	2,930	2,930	0	0
ISOTOPE PRODUCTS LABORATORIES	24,738	24,738	0	0
ISOWAVE	1,960	1,960	0	0
ISP TECHNOLOGIES	1,179	1,179	0	0
IT CORP.	4,414,119	4,171,421	242,698	4,171,421
ITAC SYSTEMS, INC.	7,178	6,780	398	0
ITASCA CONSULTING GROUP	5,500	5,500	0	0
ITEM PRODUCTS, INC.	10,367	841	9,526	0
ITHACO, INC.	6,110	6,110	0	0
ITI INDUSTRIES TECHNOLOGY	9,781	0	9,781	0
ITT CORP.	37,371	34,817	2,554	0
ITT HARPER AEROSPACE FASTENER	13,761	13,761	0	0
ITT POMONA ELECTRONICS	2,126	2,126	0	0

Supplier Name	Total \$	SNL/NM \$	SNL/CA \$	NM \$
IVERSON, JOHN CO.	10,000	10,000	0	0
IXI CORP.	8,744	8,744	0	0
J&J GASKET	1,106	1,106	0	1,106
J&J INTERNATIONAL	1,079	1,079	0	0
J&M SYSTEMS CONSULTANTS, LTD.	280,000	280,000	0	280,000
J&R ELECTRONICS	1,075	0	1,075	0
J&S ELECTRIC CO., INC.	3,314,650	3,314,650	0	3,314,650
J MICRO TECHNOLOGY	2,151	2,151	0	0
JACKSON & TULL	419,747	419,747	0	0
JACKSON, DENESE D.	2,110	2,110	0	2,110
JACOBS ENGINEERING GROUP, INC.	9,824	9,824	0	9,824
JACOBS, CLIFFORD F.	21,840	21,840	0	0
JACOBY & ASSOCIATES	5,725	0	5,725	0
JAEGERS, A. OPTICS	1,785	1,785	0	0
JAGUAR PRECISION MACHINE CORP.	13,763	13,763	0	13,763
JAMES ASSOCIATES	3,200	3,200	0	0
JAMES & SCOTT ASSOCIATES, INC.	70,000	70,000	0	0
JAMES, COOKE & HOBSON, INC.	26,901	26,901	0	26,901
JAMISON, KALEEL CONSULTING GROUP, INC., THE	279,600	279,600	0	0
JAN DEVICES, INC.	1,641	1,641	0	0
JANDEL CORP.	14,901	13,778	1,123	0
JANIS RESEARCH CO.	29,403	29,403	0	0
JANI/TECH	8,740	0	8,740	0
JANKOWSKI, RICHARD T.	4,500	4,500	0	4,500
JANOS TECHNOLOGY, INC.	17,837	9,605	8,232	0
JAPAN DIGITAL LABORATORY CO., LTD.	8,616	0	8,616	0
JASON ASSOCIATES CORP.	17,860	17,860	0	0
JAYNES CORP.	802,954	802,954	0	802,954
JB MECHANICAL, INC.	1,196	0	1,196	0
JCH WIRE & CABLE	21,489	7,804	13,685	0
J-COM TELEPHONE SUPPLY	1,600	1,600	0	0
JDR MICRODEVICES, INC.	83,208	55,844	27,363	0
JDS FITEL INTERNATIONAL, INC.	4,390	4,390	0	0
JEFFCO, INC.	1,111	146	965	0
JEFFERSON, ROBERT M.	11,000	11,000	0	11,000
JELLISON, DR. JERALD	4,094	4,094	0	0
JENKINS MACHINERY CO.	1,938	0	1,938	0
JENSEN INSTRUMENT CO. OF NORTHERN CALIFORNIA	1,715	0	1,715	0
JENSEN PRECAST	1,675	0	1,675	0
JENSEN TOOLS, INC.	20,917	18,310	2,607	0
JEOL USA, INC.	508,224	379,882	128,342	0
JET EDGE, INC.	2,632	2,632	0	0
JET INSTALLATIONS	4,933	0	4,933	0
JET PULVERIZER COMPANY, THE	8,473	0	8,473	0
JET STREAM CO.	1,675	0	1,675	0
JETLINE ENGINEERING CO.	61,885	47,455	14,430	0
JEWELL, TANYA	65,000	0	65,000	0
JFW INDUSTRIES, INC.	13,825	13,825	0	0
JH ASSOCIATES	7,639	0	7,639	0
JIFCO	1,006	0	1,006	0
JIM'S GLASS	1,393	0	1,393	0
JJM&L CO.	1,203	1,203	0	0
JK RESEARCH ASSOCIATES, INC.	60,000	60,000	0	0
J-KEM ELECTRONICS	1,784	0	1,784	0
J-L AUTOMATION, LTD.	4,270	4,270	0	0
JM FIBEROPTICS, INC.	1,517	1,517	0	0
J-MAR & ASSOCIATES, INC.	6,506	6,506	0	6,506

Supplier Name	Total \$	SNL/NM \$	SNL/CA \$	NM \$
JML OPTICAL INDUSTRIES, INC.	1,275	1,275	0	0
JMS PROMOTIONS	3,463	0	3,463	0
JODON, INC.	1,429	0	1,429	0
JOG SYSTEM ENGINEERING	9,200	9,200	0	0
JOHNS HOPKINS UNIVERSITY	50,000	50,000	0	0
JOHNSON CONTROLS WORLD SERVICE, INC.	7,100,000	0	7,100,000	0
JOHNSON CONTROLS, INC.	321,582	319,298	2,285	120,233
JOHNSON ENGINEERING CORP.	80,000	80,000	0	80,000
JOHNSON MATTHEY, INC.	38,389	35,936	2,453	0
JOHNSON ZOKOGAWA CORP.	1,234	1,234	0	0
JOHNSON, FRED B. CO.	1,940	1,940	0	0
JOHNSON, GEORGE	8,000	0	8,000	0
JOHNSON, HAROLD OPTICAL LABORATORIES, INC.	12,349	12,349	0	0
JOHNSON, HOWARD W.	11,800	11,800	0	0
JOHNSON, PHIL	7,500	7,500	0	0
JOHNSTON CO., THE	4,590	4,590	0	4,590
JOHNSTONE SUPPLY	13,027	12,862	165	10,790
JOILET METALLURGICAL LABS	2,840	0	2,840	0
JOINT PROFESSIONAL SOLUTIONS & SERVICES (JPSS)	1,278,028	1,278,028	0	1,278,028
JOLIET METALLURGICAL LABS	1,180	0	1,180	0
JONATHAN MANUFACTURING CORP.	2,211	2,211	0	0
JONES METAL PRODUCTS CO., THE	14,215	14,215	0	0
JONES PLUMBING & HEATING CO.	287,287	287,287	0	287,287
JONES, BRIAN E.	30,000	30,000	0	30,000
JONES, ERIKA & ASSOCIATES, INC.	170,660	170,660	0	170,660
JONES, JANE	4,250	4,250	0	0
JONES, O. C. & SONS	13,268	0	13,268	0
JONES, ROBERT S., PE	3,125	3,125	0	3,125
JONES, STANLEY C.	30,000	30,000	0	0
JORAY CORP.	2,000	2,000	0	0
JORDAN, R. M. CO.	8,594	0	8,594	0
JORGENSEN - KILSBY	3,015	3,015	0	0
JORGENSEN FORGE	12,970	0	12,970	0
JORWAY CORP.	1,675	0	1,675	0
JOSLYN SUNBANK	10,778	10,778	0	0
JOSTENS, INC.	6,626	6,291	335	6,388
JOY TECHNOLOGIES, INC.	6,322	0	6,322	0
JOYCE OFFICE PRODUCTS CENTERS	16,358	0	16,358	0
JPS COMMUNICATIONS, INC.	2,550	2,550	0	0
JR 3, INC.	7,990	7,990	0	0
JRC ENVIRONMENTAL TECHNOLOGIES	4,465	4,465	0	4,465
JS TECHNICAL SERVICES	10,020	10,020	0	0
JTI SYSTEMS, INC.	3,012,150	3,012,150	0	3,012,150
JVC PROFESSIONAL PRODUCTS CO.	10,659	10,659	0	10,659
K&L MICROWAVE, INC.	16,764	16,764	0	0
K&S WELL SERVICE	9,100	9,100	0	9,100
KACHINA FLUID POWER	19,982	19,982	0	0
KADCO CERAMICS	3,695	3,695	0	0
KAEHR METAL FINISHING	90,096	90,096	0	90,096
KAISER AEROTECH	7,932	7,932	0	0
KAISER ALUMINUM & CHEMICAL CORP.	1,500	0	1,500	0
KAISER FOUNDATION HEALTH PLAN, INC.	1,700,000	0	1,700,000	0
KAISER OPTICAL SYSTEMS, INC.	3,580	3,580	0	0
KALAMAZOO TECHNICAL FURNITURE, INC.	5,095	5,095	0	0
KALLEEN'S COMPUTER PRODUCTS, INC.	7,180	0	7,180	0
KAMAN BEARING & SUPPLY CORP.	16,211	0	16,211	0
KAMAN INDUSTRIAL TECHNOLOGIES CORP.	108,237	108,237	0	108,237

Supplier Name	Total \$	SNL/NM \$	SNL/CA \$	NM \$
KAMAN INSTRUMENTATION CORP.	6,640	4,420	2,220	0
KAMAN SCIENCES CORP.	252,000	252,000	0	242,000
KAMIS, INC.	20,030	20,030	0	0
KANGAROO TECHNOLOGIES CORP.	7,760	0	7,760	0
KANTER, ARNOLD	10,500	10,500	0	0
KAR PRODUCTS, INC.	7,993	0	7,993	0
KARDEX SYSTEMS, INC.	25,105	25,105	0	12,702
KARPOFF & ASSOCIATES	4,875	4,875	0	4,875
KASSICIEH, SULEIMAN K.	110,000	110,000	0	110,000
KATZKE PAPER CO.	3,385	3,385	0	0
KAUFMAN ASSOCIATES	2,000	2,000	0	0
KAUFMAN'S WEST	5,005	5,005	0	5,005
KAVLICO CORP.	1,750	1,750	0	0
KAY ELEMETRICS CORP.	1,760	1,760	0	0
KC ASSOCIATES	10,950	10,950	0	0
KD COMPONENTS, INC.	21,078	21,078	0	0
KDF ELECTRONIC & VACUUM SERVICE	5,145	5,145	0	0
KEARNEY, LYNN	3,000	3,000	0	0
KECECIOGLU, DR. DIMITRI	5,000	5,000	0	0
KECO RESEARCH & DEVELOPMENT, INC.	3,195	3,195	0	0
KEEBLE & SHUCAT PHOTOGRAPHY	51,590	0	51,590	0
KEITHLEY INSTRUMENTS, INC.	276,409	251,717	24,692	149,760
KEITHLEY METRABYTE	9,849	0	9,849	0
KEIZUR, JOHN W.	10,000	10,000	0	10,000
KEJR ENGINEERING, INC.	47,146	47,146	0	0
KELAR CORP.	7,400	7,400	0	0
KELIHER, JACK	2,985	2,985	0	0
KELLER PSI	1,016	1,016	0	0
KELLER, J. J. & ASSOCIATES, INC.	4,707	4,408	299	0
KELLY MOORE PAINT CO., INC.	3,121	0	3,121	0
KELLY SERVICES, INC.	223,000	223,000	0	223,000
KELVINATOR SCIENTIFIC	3,334	3,334	0	0
KEMET ELECTRONICS CORP.	1,148	1,148	0	0
KENDAL PRECISION MACHINING	34,833	34,833	0	34,833
KENDALL-HUNT PUBLISHING CO.	4,275	0	4,275	0
KENNAMETAL, INC.	32,935	1,608	31,327	0
KENT DISPLAY SYSTEMS	44,933	44,933	0	0
KENT STATE UNIVERSITY	1,200	1,200	0	0
KENTEK CORP.	4,134	2,784	1,350	0
KENTRONICS, INC.	1,317	0	1,317	0
KEPCO, INC.	33,195	33,195	0	8,967
KEPHART, ELISA M.	98,000	98,000	0	98,000
KEPNER-TREGOE, INC.	2,300	2,300	0	0
KERN ENGINEERING & MANUFACTURING CORP.	3,923	3,923	0	0
KESSELMAN-JONES, INC.	27,425	27,425	0	27,425
KEVEX INSTRUMENTS, INC.	20,174	0	20,174	0
KEWAUNEE SCIENTIFIC CORP.	13,452	12,686	767	7,371
KEY FUNCTIONAL ASSESSMENTS, INC.	8,050	8,050	0	0
KEY HIGH VACUUM PRODUCTS, INC.	46,285	46,285	0	0
KEYENCE CORP. OF AMERICA	4,580	4,580	0	0
KEYSER TECHNOLOGY	5,000	5,000	0	5,000
KEYSTONE INTERNATIONAL, INC.	469,139	469,139	0	469,139
KEYSTONE LEARNING SYSTEMS	4,209	3,499	710	0
KEYSTONE TECHNOLOGIES, INC.	11,334	11,334	0	11,334
KGK INTERNATIONAL CORP.	1,620	0	1,620	0
K-Graphics, INC.	2,687	2,687	0	2,687
KHLOPIN, V. G. RADIUM INSTITUTE	91,000	91,000	0	0
KHORAL RESEARCH, INC.	2,825	2,600	225	2,825
KILOVAC CORP.	2,185	2,185	0	0

Supplier Name	Total \$	SNL/NM \$	SNL/CA \$	NM \$
KIMBALL PHYSICS, INC.	22,616	11,729	10,887	0
KINETEK CORP.	2,960	2,960	0	0
KINETIC CERAMICS, INC.	8,415	8,415	0	0
KINETIC COMPUTER CORP.	27,886	9,015	18,871	0
KINETIC SYSTEMS CORP.	17,679	10,950	6,728	0
KING BEARING, INC.	3,067	0	3,067	0
KING'S COLLEGE	15,000	0	15,000	0
KINGSTAR COMPUTERS	6,770	0	6,770	0
KINGSTON TECHNOLOGY CO.	115,703	94,031	21,672	0
KINKOS COPY CENTER	22,922	22,922	0	22,922
KINTRONICS COMPUTER PRODUCTS	1,129	1,129	0	0
KIRK AIR CO., INC.	723,774	723,774	0	723,774
KIRK PAPER CO.	3,546	0	3,546	0
KIRK-MAYER, INC.	2,797,893	336,734	2,461,159	336,734
KISER RESEARCH, INC.	32,900	32,900	0	0
KISTLER INSTRUMENT CORP.	89,197	87,317	1,880	84,365
KISTLER MORSE	2,225	2,225	0	0
KLA INSTRUMENTS CORP.	15,788	15,788	0	0
KLEIN ENTERPRISES	108,593	108,593	0	108,593
KLEIN, DR. LAWRENCE R.	20,000	20,000	0	0
KLING FILTER SALES	1,060	1,060	0	0
KLIR, PROF. GEORGE	26,000	26,000	0	0
K-LOG	1,500	0	1,500	0
KLONTECH ACT	25,635	25,635	0	0
KM-KABELMETAL	2,965	2,965	0	0
KNIEPKAMP ENGINEERING CO.	1,190	1,190	0	0
KNIGHT-RIDDER INFORMATION, INC.	116,950	110,000	6,950	0
KNIGHTS ARMAMENT CO.	2,582	2,582	0	0
KNOWLEDGE REVOLUTION	2,040	2,040	0	0
KNUDSEN, HAROLD	50,000	50,000	0	50,000
KOHEN, ELIOT	3,000	3,000	0	3,000
KOHLHAAS CORP.	9,594	9,594	0	9,594
KOINONIA ARCHITECTS PC	10,000	10,000	0	10,000
KOLLMORGEN CORP.	10,650	10,650	0	0
KOMTEK	2,532	2,532	0	0
KONE VALVE & FITTINGS CO.	13,977	13,977	0	0
KONE, J. S. & CO.	25,169	25,169	0	25,169
KONTES GLASS CO.	10,366	4,997	5,369	0
KOOGLE & POUL'S ENGINEERING, INC.	2,220	2,220	0	2,220
KORAL LABORATORIES	1,000	0	1,000	0
KOZMETSKY, DR. GEORGE.	7,000	7,000	0	0
KPMG PEAT MARWICK	315,000	315,000	0	307,000
KRAMES COMMUNICATIONS	1,149	1,149	0	0
KRAYDEN, INC.	9,780	9,780	0	0
KREISCHER OPTICS, LTD.	2,050	2,050	0	0
KROKO, L. J., INC.	3,000	3,000	0	0
KRUEGER ENTERPRISES, INC.	9,300	9,300	0	0
KRUEGER INTERNATIONAL	3,032	0	3,032	0
KRUSS USA	22,660	22,660	0	0
KRUTA ENGINEERING	2,675	2,675	0	0
K-SPACE ASSOCIATES, INC.	8,723	8,723	0	0
KSV INSTRUMENTS	26,750	0	26,750	0
KTAADN, INC.	85,000	85,000	0	0
KTECH CORP.	4,849,771	4,849,771	0	4,849,771
K-TECH, INC.	24,162	4,992	19,170	0
KULICKE & SOFFA INDUSTRIES, INC.	94,948	94,948	0	0
KULITE SEMICONDUCTOR PRODUCTS, INC.	27,205	27,205	0	2,040
KURCHATOV INSTITUTE	326,950	326,950	0	0
KURT'S CAMERA CORRAL, INC.	326,538	326,538	0	326,538

Supplier Name	Total \$	SNL/NM \$	SNL/CA \$	NM \$
KURZ INSTRUMENTS, INC.	14,850	14,850	0	14,465
KUSTER, V. E. CO., INC.	2,009	2,009	0	0
KVA ANALYTICAL SYSTEMS	8,606	8,606	0	0
KVAJIC, DRAGANA	4,600	4,600	0	0
KWIK KOPY PRINTING	6,000	6,000	0	0
KYLMAR (KMC), LTD.	218,720	218,720	0	0
KYOCERA AMERICA, INC.	59,411	59,411	0	0
KYOCERA INDUSTRIAL CERAMICS CORP.	1,474	1,474	0	0
KYSER CO.	63,465	63,465	0	63,465
KZK POWDER TECHNOLOGIES CORP.	39,540	39,540	0	0
L&M MANUFACTURING CORP.	1,469	0	1,469	0
L&M TECHNOLOGIES, INC.	545,221	545,221	0	545,221
LA CIE, LTD.	16,145	4,576	11,569	0
LA FLEUR, JOSEPH G.	15,000	15,000	0	0
LA TRADE	2,839	2,839	0	0
LAB SAFETY SUPPLY, INC.	30,871	17,869	13,002	0
LAB SOURCE, INC.	35,678	0	35,678	0
LABCONCO	1,502	1,502	0	0
LABINAL COMPONENTS & SYSTEMS, INC.	2,114	2,114	0	0
LABORATORY EQUIPMENT CORP.	1,035	0	1,035	0
LABORATORY MICROSYSTEMS, INC.	14,709	14,709	0	0
LABSPHERE, INC.	72,165	70,010	2,155	0
LAB, THE	20,000	20,000	0	20,000
LADD RESEARCH INDUSTRIES, INC.	2,320	2,320	0	0
LADICOM, INC.	2,224	2,224	0	0
LAGREE & ASSOCIATES	26,286	26,286	0	26,286
LAGUNA INDUSTRIES, INC.	33,872	33,872	0	33,872
LAGUS APPLIED TECHNOLOGY, INC.	2,100	2,100	0	0
LAHEY COMPUTER SYSTEMS, INC.	3,488	2,585	903	0
LAH, INC.	30,000	30,000	0	0
LAIDLAW ENVIRONMENTAL SERVICES	3,000	0	3,000	0
LAITRON COMPUTER	24,628	210	24,418	0
LAKE SHORE, INC. & OLDENBURG GROUP CO.	2,476	0	2,476	0
LAKESHORE CRYOTRONICS	29,455	29,455	0	0
LAM RESEARCH, INC.	263,974	263,974	0	0
LAMB ASSOCIATES, INC.	2,519,500	2,519,500	0	21,500
LAMB ENGINEERING & CONSTRUCTION CO.	15,000	15,000	0	0
LAMBDA ADVANCED ANALOG, INC.	19,000	19,000	0	0
LAMBDA ELECTRONICS, INC.	16,028	16,028	0	0
LAMBDA NOVATRONICS	6,928	6,928	0	0
LAMBDA PHYSIK, INC.	355,259	225,611	129,648	0
LAMBERT, KARL CORP.	12,800	12,800	0	0
LAMDA ADVANCED ANALOG	9,364	4,800	4,564	0
LAMINAIRE CORP.	13,238	13,238	0	0
LAMINAR TECHNOLOGIES	1,150	1,150	0	0
LAMONDS, DR. HAP	5,000	0	5,000	0
LAMPOR COMPUTER COMPANY	86,240	86,240	0	0
LAN SPECIALISTS	43,350	43,350	0	0
LANCASTER METALS SCIENCE CORP.	4,541	4,541	0	0
LANCS INDUSTRIES, INC.	6,974	6,974	0	0
LAND INFO.	2,137	2,137	0	0
LANDSBERG, KENT H.	2,190	0	2,190	0
LANDSCAPE FORMS	22,165	0	22,165	0
LANDSEA SYSTEMS, INC.	443,340	443,340	0	0
LANEX CORP.	727,199	727,199	0	0
LANE, EDWARD L.	10,000	10,000	0	10,000
LANGELL'S ART SUPPLY, INC.	3,121	3,121	0	3,121
LANGUAGE SYSTEMS CORP.	2,500	748	1,752	0
LANG, GERRY D.	9,600	9,600	0	9,600

Supplier Name	Total \$	SNL/NM \$	SNL/CA \$	NM \$
LANIER	17,348	0	17,348	0
LANIER WORLDWIDE, INC.	69,640	28,825	40,815	22,366
LANNING, PHILLIPS & ASSOCIATES	35,900	5,000	30,900	0
LAN-TECH, INC.	64,959	64,959	0	64,959
LANTRONIX	5,220	5,220	0	0
LAPCAD ENGINEERING	1,190	1,190	0	0
LAPMASTER INTERNATIONAL	5,395	5,395	0	0
LAPTOP SOLUTIONS, INC.	4,890	4,890	0	0
LARANGE, THOMAS, INC.	4,870	4,870	0	0
LARIMORE, WALLACE E.	8,600	8,600	0	0
LARS INDUSTRIES, INC.	11,480	11,480	0	0
LARSCOM, INC.	31,157	31,157	0	0
LARSEN BROTHERS LUMBER CO.	7,145	0	7,145	0
LARSON DAVIS LABORATORIES	22,834	22,834	0	0
LARSON ELECTRONIC GLASS	3,632	3,057	575	0
LARSON, CINNAMON	12,000	12,000	0	0
LASER ANALYTICAL SYSTEMS	24,885	0	24,885	0
LASER ENGINEERING	1,510	1,510	0	0
LASER FAB	6,120	6,120	0	0
LASER FARE	6,263	6,263	0	0
LASER IMPRESSIONS	1,500	0	1,500	0
LASER LIFE TECHNOLOGIES	134,292	0	134,292	0
LASER MASTER TECHNOLOGIES, INC.	40,671	39,945	726	0
LASER MIKE	6,849	0	6,849	0
LASER PHOTONICS, INC.	70,696	42,576	28,120	0
LASER POWER CORP.	12,585	6,360	6,225	0
LASER PRECISION CORP.	14,050	0	14,050	0
LASER PROBE, INC.	6,875	6,325	550	0
LASE-R SHIELD, INC.	7,753	6,318	1,435	7,753
LASER SPECIALISTS, INC.	6,378	6,378	0	6,378
LASERMAX, INC.	4,180	4,180	0	0
LASIRIS, INC.	2,773	2,773	0	0
LATHROP SHOOTERS SUPPLY, INC.	7,825	7,825	0	0
LATVIAN ACADEMY OF SCIENCES NUCLEAR RESEARCH CENTER	105,000	105,000	0	0
LAUN-DRY SUPPLY CO., INC.	1,155	1,155	0	1,155
LAURELL TECHNOLOGIES CORP.	14,380	0	14,380	0
LAVERNIA, DR. ENRIQUE	32,000	0	32,000	0
LAWRENCE SEMICONDUCTOR LABS, INC.	108,973	108,973	0	0
LAWYERS TITLE INSURANCE CORP.	4,000	4,000	0	4,000
LAZARUS DATA RECOVERY	1,035	1,035	0	0
LC ENTERPRISES	2,920	2,920	0	0
LCF ENTERPRISES	5,190	5,190	0	0
L-COM DIRECT	6,763	5,802	960	0
LCOMP	2,891	2,891	0	0
LDC, INC.	1,395	1,395	0	0
LEA FISHING TOOLS, INC.	20,000	20,000	0	20,000
LEAD TECHNOLOGIES, INC.	1,790	1,790	0	0
LEADERSHIP EDUCATION FOR ASIAN PACIFICS, INC.	3,000	3,000	0	0
LEAF SYSTEMS, INC.	4,500	4,500	0	0
LEAK DETECTION SYSTEMS, INC.	2,220	2,220	0	0
LEARNING TREE INTERNATIONAL	5,795	5,795	0	0
LEARNING TREE INTERNATIONAL USA, INC.	50,490	50,490	0	0
LEASING SOLUTIONS, INC.	2,445	2,445	0	0
LEATHERWOOD PLASTICS	6,238	6,238	0	0
LEBOW CO.	101,683	87,935	13,748	0
LECO CORP.	130,859	129,384	1,474	0
LECROY CORP.	152,375	129,625	22,750	0

Supplier Name	Total \$	SNL/NM \$	SNL/CA \$	NM \$
LEE CO., THE	2,070	2,070	0	0
LEE LANDSCAPES, INC.	314,594	314,594	0	314,594
LEEDS & NORTHRUP CO.	10,280	8,842	1,438	0
LEEMAN LABS, INC.	13,663	13,663	0	0
LEFTHAND DESIGN CORP.	8,085	8,085	0	0
LEGACY SYSTEMS INTERNATIONAL	48,410	48,410	0	0
LEGATO SYSTEMS, INC.	6,975	6,975	0	0
LEGENT CORP.	25,457	25,457	0	0
LEGI-SLATE, INC.	54,879	54,879	0	0
LEHIGH UNIVERSITY	30,000	30,000	0	0
LEICA, INC.	213,178	213,178	0	35,363
LEIGHTON STONE CORP.	2,024	0	2,024	0
LEITECH-US, LTD.	1,426	1,426	0	0
LEKTRONICS NEW MEXICO	8,444	8,444	0	8,444
LELAND LIMITED, INC.	1,409	1,409	0	0
LEM DYNAMP, INC.	2,664	2,664	0	0
LENAPE FORGE, INC.	444,625	444,625	0	0
LEONARD, A. M., INC.	1,792	0	1,792	0
LEONARD, MARK T.	15,000	15,000	0	15,000
LEPEL CORP.	55,813	55,813	0	0
LEP, INC.	2,000	2,000	0	0
LESKER, KURT J. CO.	75,021	42,023	32,997	0
LESSONS IN LEADERSHIP	18,868	18,868	0	0
LESTER, LUKE F.	4,500	4,500	0	4,500
LETTERPLUS GRAPHICS	1,387	0	1,387	0
LEVEL O-1 TELECOMM	14,394	14,394	0	0
LEVIN, LOUIS & SONS, INC.	1,075	1,075	0	0
LEVI, RAY & SHOUP, INC.	4,650	4,650	0	0
LEVY, GEORGE A., INC.	3,175	3,175	0	0
LEXEL LASER, INC.	19,200	19,200	0	0
LEXIS-NEXIS	54,900	54,900	0	0
LEXMARK INTERNATIONAL, INC.	20,573	19,429	1,144	18,980
LEYBOLD INFICON, INC.	115,818	86,075	29,743	27,947
LEYBOLD VACUUM PRODUCTS, INC.	53,451	53,451	0	45,447
LGARDE, INC.	21,400	21,400	0	0
LIBERTY SYSTEMS, INC.	1,924	1,924	0	0
LIBLA	21,113	21,113	0	0
LICOR, INC.	23,791	0	23,791	0
LIEBER'S LUGGAGE OF NEW MEXICO, INC.	4,750	4,750	0	4,750
LIEBERT CORP.	19,008	12,168	6,840	8,832
LIFT EQUIPMENT CERTIFICATION CO.	4,680	4,680	0	0
LIFT-IT MANUFACTURING CO., INC.	1,418	419	1,000	0
LIFTO-WEST	8,305	8,305	0	0
LIGHTNING OPTICAL CORP.	6,650	6,650	0	0
LIGHTNING PROTECTION CORP.	4,615	4,615	0	0
LIGHTWAVE COMMUNICATIONS, INC.	3,202	3,202	0	0
LIGHTWAVE ELECTRONICS CORP.	67,860	67,650	210	0
LILLY, KATHRYN	2,953	2,953	0	0
LIMCO MANUFACTURING CORP.	1,112	1,112	0	0
LIMIT POINT SYSTEMS	961,150	0	961,150	0
LINCOLN COMPOSITES	52,598	52,598	0	0
LINDBERG CO.	3,744	3,744	0	0
LINDGREN RF ENCLOSURES, INC.	60,693	60,693	0	40,172
LINEAR RESEARCH, INC.	3,085	3,085	0	0
LINEAR TECHNOLOGY CORP.	56,855	56,855	0	0
LING ELECTRONICS, INC.	2,340	2,340	0	0
LINOTYPE-HELL CO.	10,810	8,860	1,950	0
LIQUID AIR CORP.	7,373	0	7,373	0
LIQUID CARBONIC CORP.	6,980	0	6,980	0

Supplier Name	Total \$	SNL/NM \$	SNL/CA \$	NM \$
LISA, JO-MARIE	1,500	1,500	0	0
LISTA INTERNATIONAL CORP.	17,400	5,420	11,980	0
LITCHMAN, DR. WILLIAM M.	24,000	24,000	0	24,000
LITHO SUPPLY, INC.	1,452	1,452	0	1,452
LITHOGRAPHY REPAIR SERVICE	10,000	10,000	0	10,000
LITTLE BEAVER, INC.	9,832	9,832	0	0
LITTLE, ARTHUR D., INC.	53,500	53,500	0	0
LITTON ENGINEERING LABORATORIES	6,697	6,697	0	0
LITTON INDUSTRIES, INC.	176,344	176,344	0	0
LITTON SYSTEMS, INC.	169,025	169,025	0	0
LIVELY EQUIPMENT CO.	10,755	10,755	0	10,755
LIVERMORE CONCRETE CO.	3,049	0	3,049	0
LIVERMORE CYCLERY	17,496	0	17,496	0
LIVERMORE GLASS	5,300	0	5,300	0
LIVERMORE SAW & MOWER SHOP	12,096	0	12,096	0
LIVERMORE TROPHIES & TEES	1,868	0	1,868	0
LIVERMORE UNIFIED SCHOOL DISTRICT	24,530	0	24,530	0
LIVESAY CONSULTANTS	62,000	62,000	0	0
LK TECHNOLOGIES	10,500	10,500	0	0
LLB CO., INC., THE	3,800	596	3,204	0
LLOYD'S MARITIME INFORMATION SERVICES, INC.	76,650	76,650	0	0
LOBO ENGINES	2,500	2,500	0	2,500
LOBO LIFT, INC.	9,405	9,405	0	9,405
LOCKFAST WEST	7,997	7,997	0	0
LOCKHEED ANALYTICAL LAB	5,108	5,108	0	0
LOCKHEED MARTIN CORP.	193,507	193,507	0	0
LOCKHEED MISSILES & SPACE CO., INC.	186,372	186,372	0	0
LOCKMASTERS, INC.	1,308	1,308	0	0
LOCKWOOD-GREENE TECHNOLOGIES	783,854	783,854	0	0
LOGAN & ASSOCIATES	14,130	14,130	0	14,130
LOGAN-CONDON, LINDA	2,400	2,400	0	2,400
LOGIC DEVICES, INC.	4,583	4,583	0	0
LOGIC MODELING CORP.	83,100	83,100	0	0
LOGICAL CHOICE	1,690	1,690	0	1,690
LOGICON RDA	18,132	18,132	0	0
LOGICRAFT, INC.	10,948	10,948	0	0
LOGNITECH CORP.	1,190	1,190	0	0
LOKR-SYSTEMS	2,875	0	2,875	0
LOMINGER LIMITED, INC.	11,850	11,850	0	0
LONGHORN GASKET & SUPPLY	10,076	10,076	0	0
LONGITUDE 122 WEST, INC.	20,025	20,025	0	0
LOOK, DR. DAVID	14,100	0	14,100	0
LOOP TECH INTERNATIONAL	36,180	36,180	0	0
LOOS & CO., INC.	8,250	8,250	0	0
LOPEZ GENERAL ENGINEERING CONTRACTOR	3,560	3,560	0	0
LOPEZ, LINDA M.	19,500	19,500	0	19,500
LORAL CONIC	341,057	341,057	0	0
LORAL CORP.	91,086	91,086	0	47,584
LORAL DEFENSE SYSTEMS	240,139	240,139	0	0
LORAL FAIRCHILD CORP.	2,490	2,490	0	0
LORAL MICROCOM CORP.	279,378	279,378	0	0
LORAL MICROWAVE CORP.	6,585	6,585	0	6,585
LORAL TERRACOM CORP.	32,400	32,400	0	0
LORAL TEST & INFORMATION SYSTEMS	764,212	764,212	0	0
LOREE GOLD STAMPING & BADGE CO.	13,650	13,650	0	13,650
LOS ALAMOS ECONOMIC DEVELOPMENT CORP.	31,734	31,734	0	31,734
LOS ALAMOS TECHNICAL ASSOCIATES, INC.	1,791,250	1,791,250	0	1,791,250
LOTUS DEVELOPMENT CORP.	45,522	45,417	105	0

Supplier Name	Total \$	SNL/NM \$	SNL/CA \$	NM \$
LOUISIANA STATE UNIVERSITY	32,383	32,383	0	0
LOVELACE INSTITUTES, THE	46,975	46,975	0	46,975
LOVELACE, INC.	350,000	350,000	0	350,000
LOVE, H. DONALD, JR.	30,000	30,000	0	30,000
LOWRY PAR COMPUTER PRODUCTS	13,485	13,485	0	13,485
LPKF CAD/CAM SYSTEMS	9,980	9,980	0	0
LSI NORTH AMERICA SERVICE, INC.	11,881	11,881	0	0
LSP INDUSTRIES CERAMICS	3,200	3,200	0	0
LUBIN, L. J., INC.	986,751	986,751	0	986,751
LUCAS CONSULTING	16,000	16,000	0	0
LUCAS CONTROL SYSTEMS PRODUCTS	13,879	13,879	0	0
LUCAS NOVA SENSOR	1,159	1,159	0	130
LUCAS WEINSCHL	6,414	6,414	0	2,670
LUCAS-MILHAUPT	6,072	6,072	0	0
LUCAS/SIGNATONE CORP.	61,817	61,817	0	0
LUCE PRESS CLIPPINGS	18,000	18,000	0	0
LUCE, R. P. & CO.	1,377	0	1,377	0
LUDLUM MEASUREMENTS, INC.	8,839	3,809	5,030	0
LUGEN INDUSTRIES	11,655	11,655	0	0
LUJAN SOFTWARE SERVICES, INC.	1,020,547	1,020,547	0	1,020,547
LUMONICS, INC.	16,431	5,817	10,614	0
LUND, JAMES C.	72,165	0	72,165	0
LUSK METALS	26,302	0	26,302	0
LUX SCIENTIFIC INSTRUMENTS	1,930	0	1,930	0
LUXEL CORP.	21,893	21,893	0	0
LUXTRON CORP.	72,857	63,092	9,765	32,542
LXD, INC.	3,911	3,911	0	0
LYNDS, SUSAN	10,000	10,000	0	0
LYNFIELD CONSULTING, INC.	581,524	581,524	0	581,524
LYNN INDUSTRIAL COATINGS	4,792	4,792	0	0
LYNX GEOSYSTEMS, INC.	6,500	6,500	0	0
M&K ENTERPRISES	14,200	14,200	0	0
M&M HONDA MOTO GUZZI	19,263	19,263	0	19,263
M&M SALES, INC.	1,103	1,103	0	1,103
M&P CONSTRUCTION CO.	39,850	39,850	0	0
M&T TECHNOLOGIES	4,850	4,850	0	0
M/A-COM, INC.	39,427	39,427	0	0
M3 ENGINEERING & MANUFACTURING	41,464	41,464	0	0
MAC MALL	12,324	8,828	3,495	0
MAC POWERHAUS	1,441	1,441	0	0
MAC PRO SYSTEMS	3,708	0	3,708	0
MAC PROFESSIONAL	5,089	5,089	0	0
MAC TECH	1,765	0	1,765	0
MAC WAREHOUSE	117,359	25,305	92,054	0
MACBEAT, INC.	1,148	1,148	0	1,148
MACCABE, ARTHUR B.	23,000	23,000	0	23,000
MACCOR, INC.	8,855	8,855	0	0
MACDERMID, INC.	3,444	0	3,444	0
MACDONALD, R. F. CO.	47,395	0	47,395	0
MACHINED CERAMICS CO.	5,264	5,264	0	0
MACHUREK, JOSEPH E.	10,000	10,000	0	0
MACMALL	1,441	0	1,441	0
MACNEAL-SCHWENDLER CORP., THE	882,054	802,455	75,599	0
MACOSER, INC.	3,871	3,871	0	0
MACRO INTERNATIONAL, INC.	101,298	101,298	0	0
MACROAMP, INC.	4,048	4,048	0	0
MACROMEDIA, INC.	6,627	4,542	2,085	0
MACROVISION CORP.	7,995	7,995	0	0
MAC'S PLACE	3,173	1,215	1,958	0

Supplier Name	Total \$	SNL/NM \$	SNL/CA \$	NM \$
MACTRONIX, INC.	6,385	6,385	0	0
MACWAREHOUSE	1,246	998	248	0
MAC, DR., INC.	21,792	0	21,792	0
MADCO WELDING SUPPLY, INC.	4,321	0	4,321	0
MADE TO ORDER	4,339	4,339	0	4,339
MADISON OPTICAL, INC.	2,852	2,852	0	0
MADOU, MARC J.	3,000	3,000	0	0
MADSEN, RONALD	7,500	7,500	0	7,500
MAGNA-CODE SYSTEMS	1,393	1,393	0	0
MAGNAVOX ELECTRONIC SYSTEMS CO.	2,300	2,300	0	0
MAGNET SALES & MANUFACTURING CO.	1,484	1,484	0	0
MAGNETEK/PEI	1,876	1,876	0	0
MAGNETIC MOMEMTS LLC	160,000	160,000	0	0
MAGNETIC SHIELD CORP.	6,633	6,633	0	6,578
MAGNUM PRECISION MACHINES, INC.	54,345	54,345	0	54,345
MAGORIAN, THOMAS R.	37,200	37,200	0	0
MAHR CORP.	18,722	18,722	0	0
MAIER, SALLY	3,500	0	3,500	0
MAIL WELL ENVELOPE	1,164	0	1,164	0
MAIN STREET COMPUTER CO.	1,095	1,095	0	0
MAIN STREET TECHNOLOGIES	14,653	0	14,653	0
MAJORS SCIENTIFIC BOOKS, INC.	37,392	23,699	13,693	0
MALCO A MICRODOT CO.	13,602	13,602	0	0
MALCOLM SERVICES, INC.	7,176	7,176	0	7,176
MALCOLM, D. ASSOCIATES	4,500	4,500	0	0
MALIBU RESEARCH ASSOCIATES, INC.	15,840	0	15,840	0
MALOY MOBILE STORAGE	156,289	156,289	0	156,289
MALVERN INSTRUMENTS, INC.	1,045	1,045	0	0
MANAGEMENT ANALYSIS CO.	1,400,000	1,400,000	0	0
MANAGEMENT CONSULTANTS	85,000	85,000	0	85,000
MANAGERIAL EDGE	1,000	1,000	0	1,000
MANCA, INC.	2,886	0	2,886	0
MANCO	9,448	9,232	216	0
MANHATTAN CONSTRUCTION	383,857	383,857	0	383,857
MANHATTAN PRODUCTION MUSIC	4,500	4,500	0	0
MANMAC, INC.	4,740	4,740	0	0
MANN PETROGRAPHICS	1,500	1,500	0	1,500
MANPOWER, INC.	126,000	126,000	0	126,000
MANUFACTURING PRODUCTIVITY CONSULTANTS	1,800	1,800	0	1,800
MANUFACTURING & CONSULTING SERVICES, INC.	1,368	1,368	0	0
MANUFACTURING & TECHNOLOGY CONVERSION INTERNATIONAL	109,808	109,808	0	0
MAPPING INFORMATION SYSTEMS CORP.	10,149	10,149	0	0
MARCH ELECTRONICS, INC.	2,782	2,782	0	0
MARCHI ASSOCIATES	4,629	200	4,429	0
MARCO STEEL & ALUMINUM, INC.	79,526	79,526	0	79,526
MARCONI INSTRUMENTS, INC.	1,498	1,498	0	998
MARINE RISKS, INC.	10,000	10,000	0	0
MARINO GAGES	2,048	1,355	693	0
MARION, JOHN	9,000	0	9,000	0
MARIPOSA VIDEO	54,855	54,855	0	54,855
MARK OPTICS, INC.	11,663	11,663	0	0
MARK PRODUCTS	7,858	7,858	0	0
MARKAKIS, JEFFREY M.	24,540	0	24,540	0
MARKEM CORP.	8,323	8,323	0	0
MARKS & ASSOCIATES	2,160	2,160	0	0
MARK, BATES ASSOCIATES	1,458	1,458	0	0

Supplier Name	Total \$	SNL/NM \$	SNL/CA \$	NM \$
MARLEY COOLING TOWER	14,407	0	14,407	0
MARLOW INDUSTRIES, INC.	7,665	7,665	0	0
MARQUETTE ELECTRONICS, INC.	10,534	1,404	9,130	0
MARRAS, WILLIAM S.	2,479	2,479	0	0
MARSHALL INDUSTRIES	29,615	29,615	0	0
MARSHALL-NEWELL SUPPLY CO.	10,086	0	10,086	0
MARSHALL, JAMES E., PHD	1,890	1,890	0	1,890
MARTEX CIRCUITS, INC.	2,051	2,051	0	0
MARTIN DECKER-TOTCO	40,879	40,879	0	0
MARTIN MARIETTA ELECTRONICS AND MISSILES	6,775	6,775	0	0
MARTIN MARIETTA PRICE SYSTEMS, INC.	12,245	12,245	0	0
MARTIN MARIETTA SPECIALTY COMPONENTS, INC.	484,767	484,767	0	0
MARTINELL, RONALD E.	5,500	0	5,500	0
MARTINEZ, M. G.	40,000	40,000	0	40,000
MARTIN, BOB CO.	1,217	0	1,217	0
MARTIN, RUSSELL & ASSOCIATES	6,190	6,190	0	0
MARTZ, NATHAN C.	50,000	50,000	0	50,000
MARWAY PRODUCTS, INC.	8,309	7,431	878	0
MARZELLER TECHNOLOGIES, INC.	1,609	1,609	0	1,609
MAS	1,628	0	1,628	0
MASK TECHNOLOGY, INC.	1,775	1,775	0	0
MASONEILAN INDUSTRIES, INC.	8,500	8,500	0	8,500
MASSACHUSETTS INSTITUTE OF TECHNOLOGY	293,704	213,704	80,000	0
MASSEY, JOHNSON ASSOCIATES	2,041	2,041	0	2,041
MASSMANN, JOEL W.	30,000	30,000	0	0
MASTER BOND, INC.	2,385	2,035	350	0
MASTER MACHINE TOOLS, INC.	1,830	1,830	0	0
MASTHEAD INTERNATIONAL, INC.	4,100	4,100	0	4,100
MATE PUNCH & DIE CO.	8,624	8,624	0	0
MATEC FIBEROPTICS	8,200	0	8,200	0
MATERIAL FLOW, INC.	2,155	0	2,155	0
MATERIAL HANDLING SPECIALISTS	13,637	13,637	0	13,637
MATERIALS DATA, INC.	12,000	10,000	2,000	0
MATERIALS ENGINEERING ASSOCIATES, INC.	23,543	23,543	0	0
MATERIALS RESEARCH CORP.	9,616	9,616	0	0
MATERIALS RESEARCH FURNACES, INC. (MRF)	4,099	4,099	0	0
MATERIALS RESEARCH SOCIETY	2,500	2,500	0	0
MATERIALS TECHNOLOGY, INC.	2,363	2,363	0	0
MATERIALS & ELECTROCHEMICAL (MER) CORP.	2,400	2,400	0	0
MATERIALS, INC.	158,533	158,533	0	158,533
MATH ASSOCIATES, INC.	6,781	6,461	320	2,071
MATH LEARNING CENTER, THE	4,310	4,310	0	0
MATHESON GAS PRODUCTS, INC.	80,017	7,719	72,298	0
MATHESON/SEMIGAS SYSTEMS	31,737	31,737	0	0
MATHIS, R. D. CO.	9,070	9,070	0	0
MATHSOFT, INC.	19,673	19,524	149	0
MATHWORKS, INC., THE	346,422	311,559	34,862	0
MATRA DEFENSE	15,000	0	15,000	0
MATRIX CORP.	305,694	305,694	0	0
MATRIX ENGINEERING CORP.	3,906	3,906	0	0
MATRIX INTEGRATED SYSTEMS, INC.	4,009	4,009	0	0
MATTOX, DONALD M.	7,500	7,500	0	7,500
MAUREY INSTRUMENT CORP.	2,995	2,995	0	0
MAURY MICROWAVE CORP.	7,084	4,312	2,772	0
MAX ENHANCEMENT GROUP	6,585	0	6,585	0
MAXON AMERICA, INC.	1,250	1,250	0	0
MAXON PRECISION MOTORS	1,059	1,059	0	0

Supplier Name	Total \$	SNL/NM \$	SNL/CA \$	NM \$
MAXTEC INTERNATIONAL CORP.	3,645	3,645	0	0
MAXTEK, INC.	5,425	5,425	0	0
MAXWELL LABORATORIES, INC.	990,680	990,680	0	0
MAXWELL SYSTEMS, INC.	7,100	7,100	0	0
MAY MANUFACTURING CO.	5,768	5,768	0	0
MAYHEW CO., THE	29,397	29,397	0	29,397
MB DYNAMICS	1,310	1,310	0	0
MB OIL CO.	270,424	270,424	0	270,424
MBA OFFICE SUPPLIES	4,883	0	4,883	0
MC MACHINERY SYSTEMS	4,147	2,033	2,114	0
MC3, INC.	1,500	1,500	0	1,500
MCAFEE ASSOCIATES	7,651	7,651	0	0
MCALLISTER TECHNICAL SERVICES	13,275	0	13,275	0
MCBER & CO.	1,155	1,155	0	0
MCBRIDE & ASSOCIATES	5,596,721	5,364,890	231,832	5,596,721
MCCABE & ASSOCIATES	41,400	41,400	0	0
MCCARTHY SCIENTIFIC CO.	1,602	1,602	0	0
MCCOMAS SALES CO., INC.	6,147	6,147	0	6,147
MCDADE-WOODCOCK, INC.	2,448,834	2,448,834	0	2,448,834
MCDONALD, DR. DAVID	19,750	19,750	0	0
MCDONALD, GERALD W., PHD	55,000	55,000	0	35,000
MCDONNELL DOUGLAS CORP.	3,423,550	3,423,550	0	0
MCDOWELL, DAVID	10,000	0	10,000	0
MCDOWELL, DON	7,500	7,500	0	7,500
MCE EAST BAY, INC.	24,310	0	24,310	0
MCGARD, INC.	1,130	0	1,130	0
MCGRAW-HILL, INC.	1,122	757	365	0
MCGUIRE INDUSTRIES, INC.	69,900	69,900	0	69,900
MCKEEL, M. L.	10,650	2,000	8,650	0
MCKELL, LINDA JOY	85,000	0	85,000	0
MCKENZIE REPROGRAPHICS	14,340	0	14,340	0
MCKENZIE TECHNOLOGY	4,940	4,940	0	0
MCKINLEY SALES CO., INC.	228,902	228,902	0	228,902
MCLAUGHLIN, DR. DENNIS	5,000	5,000	0	0
MCLAUGHLIN, DR. JOHN	8,000	8,000	0	0
MCMASTER-CARR SUPPLY CO.	176,817	62,402	114,416	0
MCNEILL INTERNATIONAL	2,323	2,323	0	0
MCNELLIS CO., THE	4,125	4,125	0	0
MCP WAFER TECHNOLOGY, LTD.	40,012	40,012	0	0
MCR ASSOCIATES, INC.	8,000	0	8,000	0
MCS	15,830	15,830	0	15,830
MCT INDUSTRIES, INC.	38,690	38,690	0	38,690
MCWHORTER'S STATIONERY	6,489	0	6,489	0
MDA SCIENTIFIC, INC.	98,896	98,896	0	0
MDC VACUUM PRODUCTS CORP.	176,276	43,267	133,009	21,112
MDI	1,500	1,500	0	0
MDL INFORMATION SYSTEMS, INC.	85,000	85,000	0	0
MEADOWS, BEN CO.	1,806	1,806	0	0
MEAD, PHILIP L.	1,000	1,000	0	1,000
MEANS, R. S. CO., INC.	5,297	5,049	248	0
MEASUREMENT SYSTEMS INTERNATIONAL	1,695	1,695	0	0
MEASUREMENT & CONTROL PRODUCTS	1,290	1,290	0	0
MEASUREMENTS GROUP, INC.	112,601	111,635	966	35,272
MECHANICAL DYNAMICS, INC.	52,336	52,336	0	0
MECHANICAL ENGINEERING RESEARCH INSTITUTE	20,000	20,000	0	0
MECHANICAL REPRESENTATIVES, INC.	5,431	5,431	0	5,431
MED COMPLIANCE SERVICES	5,000	5,000	0	5,000
MEDELA, INC.	2,165	2,165	0	0

Supplier Name	Total \$	SNL/NM \$	SNL/CA \$	NM \$
MEDEQUIP SALES & SERVICE	2,565	2,565	0	0
MEDIA FABRICATORS	3,170	3,170	0	0
MEDIA LAB, INC.	18,607	18,607	0	0
MEDIA SOURCE	1,791	1,791	0	0
MEDIAWORKS ADVERTISING SPECIALTIES	8,751	8,751	0	8,751
MEDICAL SALES ASSOCIATES	1,250	1,250	0	0
MEDLEY MATERIAL HANDLING, INC.	32,434	32,434	0	32,434
MEDTHERM CORP.	1,810	1,810	0	0
MEETINGS DIRECT	1,450	0	1,450	0
MEGA NETWORK, INC.	3,600	0	3,600	0
MEGADRIVE SYSTEMS, INC.	39,107	22,704	16,403	0
MEGAHAUS	9,859	9,859	0	0
MEGLEN, JO	30,000	30,000	0	0
MEINHARD, J. E. ASSOC., INC.	1,000	1,000	0	0
MELCHER, INC.	6,810	6,810	0	0
MELLES-GRIOT, INC.	127,862	110,072	17,790	0
MEMC ELECTRONIC MATERIALS, INC.	163,438	163,438	0	0
MENCHES TOOL & DIE, INC.	7,088	0	7,088	0
MENDEZ, ANA G. UNIVERSITY SYSTEM	530,500	530,500	0	0
MENTALIX, INC.	4,073	4,073	0	0
MENTOR GRAPHICS CORP.	290,229	290,229	0	0
MENTOR MEDIA	1,390	1,390	0	0
MERCER, WILLIAM M., INC.	312,564	312,564	0	312,564
MERCK & CO., INC.	1,000	1,000	0	0
MERCURY COMPUTER SYSTEMS, INC.	24,030	24,030	0	0
MERCURY SECURITY	1,745	1,745	0	0
MEREDITH INSTRUMENTS	2,699	2,699	0	0
MERIX CORP.	2,400	2,400	0	0
MERKEL, MELVIN A.	8,000	8,000	0	0
MERRICK & CO.	7,408	7,408	0	4,708
MERRILL, DR. CELIA	50,000	50,000	0	50,000
MERRILL, R. E. & ASSOCIATES	1,653	1,653	0	0
MERRIMAC INDUSTRIES, INC.	20,955	20,955	0	0
MESA COMMUNITY COLLEGE	29,275	29,275	0	0
MESA ELECTRONICS	1,417	1,417	0	0
MESA EQUIPMENT & SUPPLY CO.	47,582	41,445	6,137	47,582
MESA GROUP, THE	13,940	13,940	0	0
MESA OIL, INC.	2,720	2,720	0	2,720
MESA REPROGRAPHICS	136,669	136,669	0	136,669
MESA WEST, INC.	25,942	0	25,942	0
MESTEK CO.	2,733	2,733	0	2,733
MET ONE INSTRUMENTS, INC.	2,884	2,884	0	0
MET ONE NORTHWEST, INC.	16,982	16,982	0	0
META SOFTWARE, INC.	8,476	8,476	0	0
METAL FAB CORP.	9,700	9,700	0	0
METAL FUSION	1,000	0	1,000	0
METAL GOODS CORP.	7,382	0	7,382	0
METAL MART, INC.	1,879	543	1,336	543
METAL MATRIX CAST COMPOSITES, INC.	8,725	0	8,725	0
METAL SAMPLES CO., INC.	30,916	26,779	4,137	0
METAL SPECIALTIES, INC.	15,072	15,072	0	0
METAL TECH MANUFACTURING, INC.	5,400	0	5,400	0
METALCRAFT, INC.	1,950	1,950	0	0
METALLOGRAPHIC LABORATORY SERVICE	34,000	0	34,000	0
METALLURGICAL SUPPLY CO., INC.	2,791	2,791	0	0
METALS GOODS	2,086	0	2,086	0
METEOR OPTICS, INC.	4,000	4,000	0	0
METER & VALVE CO., THE	1,107	1,107	0	0
METEROPTICS, INC.	4,400	4,400	0	0

Supplier Name	Total \$	SNL/NM \$	SNL/CA \$	NM \$
METHEUS CORP.	33,120	33,120	0	0
METHODS MACHINE TOOLS, INC.	3,069	3,069	0	0
METOLIUS, INC.	9,600	0	9,600	0
METRO BUSINESS GROUP	1,722	1,722	0	0
METRO COMPUTER WORLD	287,764	287,764	0	287,764
METROLINE INDUSTRIES, INC.	23,159	23,159	0	0
METROPOLITAN LIFE	375,000	375,000	0	0
METROSONICS, INC.	11,635	10,865	770	0
METRUM, INC.	55,898	55,898	0	0
METTLER-TOLEDO, INC.	25,350	21,985	3,365	0
METUCHEN CAPACITORS, INC.	1,696	1,696	0	0
MEYERS, B. E. CO.	170,710	170,710	0	0
MF PHYSICS CORP.	27,490	27,490	0	0
MGI/METALAGRAPHS	28,945	28,945	0	0
MICHAELS ARTS & CRAFTS	1,543	1,543	0	1,543
MICHAELS OF SAN FRANCISCO	4,361	0	4,361	0
MICHIGAN SCIENTIFIC	2,800	2,800	0	0
MICOM CORP.	19,494	19,494	0	0
MICREL SEMICONDUCTOR	30,000	30,000	0	0
MICRILOR, INC.	1,300	1,300	0	0
MICRION CORP.	113,236	113,236	0	0
MICRO AGE	22,847	0	22,847	0
MICRO ANALYSIS & DESIGN, INC.	4,496	4,496	0	0
MICRO COMPUTER SUPPORT, INC.	4,335	0	4,335	0
MICRO ENTERPRISES, INC.	7,019	7,019	0	0
MICRO E, INC.	4,850	4,850	0	0
MICRO FIRMWARE	1,217	1,217	0	0
MICRO FLEX	2,184	1,827	357	0
MICRO FOCUS, INC.	2,500	2,500	0	0
MICRO GROUP, INC.	3,436	621	2,815	0
MICRO INTEGRATED SYSTEMS	7,335	7,110	225	7,335
MICRO LAMBDA, INC.	2,130	2,130	0	0
MICRO LASER SYSTEMS	1,137	1,137	0	0
MICRO MARK	2,388	2,388	0	0
MICRO MO ELECTRONICS, INC.	11,153	7,978	3,175	0
MICRO POWER ELECTRONICS	5,341	5,341	0	0
MICRO SCIENTIFIC GLASS BLOWING	4,169	0	4,169	0
MICRO SOLUTIONS, INC.	1,660	1,660	0	0
MICRO TECHNOLOGY, INC.	73,342	73,342	0	0
MICRO XPERTS	14,006	14,006	0	0
MICROAGE	38,863	4,232	34,631	0
MICROAGE COMPUTER CENTER	5,470	0	5,470	0
MICROBICS CORP.	8,690	8,690	0	0
MICROBOARDS, INC.	4,130	0	4,130	0
MICROCAL SOFTWARE, INC.	3,182	3,182	0	0
MICROCARD TECHNOLOGIES	1,059	1,059	0	0
MICROCIRCUIT ENGINEERING CORP.	3,081	3,081	0	0
MICRODYNE CORP.	54,450	54,450	0	0
MICROELECTRONICS & COMPUTER TECHNOLOGY CORP.	25,000	25,000	0	0
MICROFIELD GRAPHICS, INC.	10,784	10,784	0	0
MICROGROUP/ALL TURBO, INC.	1,523	0	1,523	0
MICROLAND ELECTRONICS	3,366	0	3,366	0
MICROMANIPULATOR CO., INC., THE	97,284	96,559	725	0
MICROMEDEX, INC.	14,969	8,817	6,152	0
MICROMERITICS INSTRUMENT CORP.	22,485	20,764	1,721	0
MICRO-MODE PRODUCTS, INC.	4,919	4,919	0	0
MICRON COMPUTER, INC.	134,510	117,774	16,736	0
MICRON ELECTRONICS, INC.	180,764	159,625	21,139	0

Supplier Name	Total \$	SNL/NM \$	SNL/CA \$	NM \$
MICRON, INC.	2,520	2,520	0	0
MICROPHASE LABORATORIES, INC.	30,995	30,995	0	20,510
MICROSEMI CORP.	36,875	35,599	1,276	0
MICROSIM CORP.	151,242	127,087	24,155	0
MICROSI, INC.	6,400	6,400	0	0
MICROSOFT CORP.	48,765	47,226	1,539	0
MICROSOFT DEVELOPER NETWORK	5,959	4,933	1,026	0
MICROSOFT PRESS	1,485	1,295	190	0
MICROSOUTH, INC.	3,802	3,802	0	0
MICROSPEC CORP.	3,440	0	3,440	0
MICROSTOCK	1,986	1,986	0	0
MICROSYSTEMS ENGINEERING CORP.	1,987	1,987	0	0
MICROTEC RESEARCH, INC.	28,302	28,302	0	0
MICRO-TECH SCIENTIFIC	54,297	0	54,297	0
MICROTECH, INC.	1,081	1,081	0	0
MICRO-TEK ASSOCIATES	6,243	5,454	789	0
MICROTEK RESOURCES, INC.	1,239	1,239	0	0
MICROTEST, INC.	1,248	1,248	0	0
MICROTOUCH SYSTEMS, INC.	1,464	1,464	0	0
MICROWARE SYSTEMS CORP.	5,075	5,075	0	0
MICROWAREHOUSE	50,340	30,560	19,779	0
MICROWAVE DEVELOPMENT CO., INC.	7,100	7,100	0	0
MICROWAVE DEVELOPMENT LABS, INC. (MDL)	1,384	1,384	0	0
MICROWAVE FILTER CO., INC.	5,320	5,320	0	0
MICROWAVE SOLUTIONS, INC.	16,160	16,160	0	0
MIDAK UNIVERSITY	2,125	2,125	0	0
MIDCON, INC.	470,485	470,485	0	470,485
MIDDLETON BAY AIRGAS	41,273	0	41,273	0
MIDLAND COMPUTERS	1,257	1,257	0	0
MIDLAND INTERNATIONAL CORP.	2,949	2,949	0	0
MIDORI AMERICA	1,942	1,942	0	0
MIDWAY LABS	9,652	9,652	0	0
MIDWEST COMPUTER WORKS	6,827	2,545	4,282	0
MIDWEST INDUSTRIAL TOOL	1,226	1,226	0	0
MIDWEST MICRO-PHERIPHERALS	38,095	38,095	0	0
MIDWEST MICROWAVE, INC.	1,705	1,705	0	0
MIDWEST OPTICAL SYSTEMS	3,969	3,969	0	0
MIELE APPLIANCE	7,623	7,623	0	0
MIE, INC.	1,310	1,310	0	0
MIGDAL, JENNIFER	1,500	1,500	0	1,500
MIGRAPH, INC.	1,528	1,528	0	0
MIHALISIN ASSOCIATES, INC.	2,641	2,641	0	0
MIKON COMPUTER SYSTEMS	90,709	1,785	88,924	0
MIKRON INSTRUMENT CO., INC.	49,582	46,182	3,400	28,520
MIL 3, INC.	28,000	28,000	0	0
MILES, INC.	6,558	6,558	0	0
MILETUS ASSOCIATES, INC.	87,681	87,681	0	87,681
MILGRAY ELECTRONICS, INC.	2,622	1,621	1,001	0
MILLER THERMAL, INC.	10,986	10,986	0	0
MILLER, HERMAN	18,462	18,462	0	18,462
MILLICAN & ASSOCIATES	1,638,573	1,497,044	141,529	532,000
MILLIMAN & ROBERTSON, INC.	1,200	1,200	0	0
MILLIPORE CORP.	31,991	28,142	3,849	0
MILLITECH CORP.	13,750	13,750	0	0
MILOVIC, D. K. CO.	16,376	0	16,376	0
MIL-SPEC MAGNETICS, INC.	104,346	104,346	0	0
MINARIK ELECTRIC CO.	14,212	4,210	10,002	0
MINCO PRODUCTS, INC.	4,186	2,817	1,370	0
MINC, INC.	4,990	4,990	0	0

Supplier Name	Total \$	SNL/NM \$	SNL/CA \$	NM \$
MINE SAFETY APPLIANCES CO.	11,942	7,416	4,526	0
MINE SUPPLY CO., THE	55,818	55,818	0	55,818
MIN-E-CON	4,436	4,436	0	0
MINERAL OPTICS LABORATORY	8,560	8,560	0	0
MINI SYSTEMS, INC.	6,743	6,158	584	0
MINIATURE PRECISION BEARING CORP. (MPB)	1,801	1,801	0	0
MINIATURE PRODUCTS	10,374	10,374	0	10,374
MINISTRY OF RESOURCES & DEVELOPMENT	50,000	50,000	0	0
MINITAB, INC.	17,400	16,700	700	0
MINITECH, LTD.	5,000	0	5,000	0
MINNESOTA MINING & MANUFACTURING CO.	89,758	82,164	7,594	0
MINNESOTA VALLEY ENGINEERING, INC.	2,992	2,992	0	0
MINNESOTA WESTERN	12,269	0	12,269	0
MINNESOTA WESTERN/CREATIVE OFFICE PRODUCTS, INC.	10,683	0	10,683	0
MINOLTA CORP.	15,353	6,873	8,480	0
MINOT RENT ALL	10,000	10,000	0	0
MIRAX CHEMICAL CORP.	3,743	3,743	0	0
MIRROR ELECTRONICS	3,000	3,000	0	0
MIRSHAK, SAMUEL	40,000	40,000	0	0
MISCO, INC.	1,968	1,810	158	0
MISONIX, INC.	10,600	10,600	0	0
MISSION INSTRUMENTS CO.	8,195	0	8,195	0
MISSION RESEARCH CORP.	1,110,000	1,110,000	0	390,000
MITA COPYSTAR AMERICA	10,569	10,569	0	0
MITEL, INC.	4,100	4,100	0	0
MITEQ, INC.	39,535	39,535	0	0
MITRE CORP., THE	199,440	199,440	0	0
MITSUBISHI CHEMICAL AMERICA, INC.	2,509	1,870	639	0
MITSUBISHI ELECTRONIC DEVICE GROUP	2,512	2,512	0	0
MITSUBISHI INTERNATIONAL CORP.	2,706	2,706	0	0
MIZAR, INC.	64,490	64,490	0	0
MKS INSTRUMENTS, INC.	133,043	93,128	39,915	57,225
MOBILE DATACOMM	3,000	3,000	0	0
MOBILE LUMBER	2,635	2,635	0	0
MOBILE PLANET	4,276	529	3,747	0
MOBILE SCREEN & GLASS, INC.	1,667	1,667	0	1,667
MOBILE TOOL INTERNATIONAL, INC.	1,849	1,849	0	0
MOBILECOMM NATIONWIDE MESSAGING SERVICE	35,928	35,928	0	0
MOBIUS TECHNOLOGIES	1,045	0	1,045	0
MOCK FASHION FLOORS & INTERIORS	1,268	0	1,268	0
MODEL PRODUCTS	10,984	10,984	0	10,984
MODEL SHOP, THE	6,780	6,780	0	0
MODEL TECHNOLOGIES	3,590	0	3,590	0
MODICON, INC.	19,875	19,875	0	0
MODIFIED POLYMER COMPONENTS, INC.	5,846	0	5,846	0
MODOC ENGINEERING CO.	5,007	0	5,007	0
MODUTEK CORP.	16,552	16,552	0	5,388
MOFFAT THERMOSCIENCES, INC.	16,000	16,000	0	0
MOHAWK INDUSTRIAL & NUCLEAR SUPPLY, INC.	1,517	1,517	0	0
MOHR PERFORMANCE	63,600	63,600	0	63,600
MOLECTRON DETECTOR, INC.	43,470	31,125	12,345	0
MOLECULAR PROBES	3,495	375	3,120	0
MOLECULAR SIMULATIONS, INC.	4,956	600	4,356	0
MOLLOY, MARTIN J.	3,800	3,800	0	3,800
MOLZEN-CORBIN & ASSOCIATES, PA	780,000	780,000	0	780,000
MONACO ENTERPRISES, INC.	16,737	16,737	0	0
MONARCH COLOR SERVICE	1,256	0	1,256	0

Supplier Name	Total \$	SNL/NM \$	SNL/CA \$	NM \$
MONCKTON'S MACHINE TOOLS, INC.	150,348	150,348	0	0
MONITOR PRODUCTS CO.	2,030	2,030	0	0
MONITOR SOLUTIONS, INC.	4,968	4,968	0	0
MONITRON CORP.	2,140	2,140	0	2,140
MONROE ELECTRONICS, INC.	4,530	4,530	0	0
MONSANTO FIBER DIVISION	6,000	0	6,000	0
MONTAGUE, MR. STEVE	2,254	2,254	0	0
MONTANA STATE UNIVERSITY	190,000	190,000	0	0
MONTCLAIR SPORTS	1,033	0	1,033	0
MONTRONIX, INC.	79,005	0	79,005	0
MOODY, CARLISLE E.	8,000	8,000	0	0
MOORE BEARING CO.	3,748	3,748	0	3,748
MOORE BUSINESS FORMS, INC.	60,651	60,651	0	53,401
MOORE MEDICAL CORP.	3,309	3,309	0	0
MOORE SPECIAL TOOL CO., INC.	43,416	23,293	20,123	0
MOOSE HILL ENTERPRISES	4,800	4,800	0	0
MORGAN BUILDING SYSTEMS, INC.	28,515	28,515	0	28,515
MORGAN MATROC, INC.	7,640	7,640	0	0
MORGAN STATE UNIVERSITY	41,350	0	41,350	0
MORGAN, DON	495,084	495,084	0	495,084
MORNINGSTAR CORP.	40,000	40,000	0	0
MORO INTERNATIONAL	3,488	3,488	0	0
MORROW, BETTY	10,000	10,000	0	10,000
MORSE ASSOCIATES, INC.	49,962	49,962	0	0
MORTENSEN, JOHN	5,000	5,000	0	0
MORTICE KERN SYSTEMS, INC. (MKS)	1,196	598	598	0
MORTON ADVANCED MATERIALS	22,981	22,981	0	0
MORTON INTERNATIONAL, INC.	1,170	1,170	0	0
MOSLER, INC.	87,859	87,859	0	0
MOTHERBOARD & UPGRADE	3,602	3,602	0	0
MOTHERBOARDS INTERNATIONAL	2,765	2,765	0	0
MOTION SOLUTIONS, INC.	1,566	1,566	0	0
MOTOROLA COMMUNICATIONS & ELECTRONICS, INC.	282,996	278,233	4,764	278,233
MOTOROLA GLOBAL PAGING	1,520	1,520	0	0
MOTOROLA, INC.	163,474	63,852	99,622	0
MOTT METALLURGICAL CORP.	10,469	5,860	4,609	0
MOUNTAIN GATE	2,400	2,400	0	0
MOUNTAIN POWER HYDAULICS	2,719	2,719	0	0
MOUNTAIN STATES EQUIPMENT, INC.	14,600	14,600	0	14,600
MOUNTAIN SYSTEMS, INC..	12,917	12,917	0	12,917
MOUNTAIN TOOL & SUPPLY	8,696	8,696	0	8,696
MOUNTAIN WEST SALES, INC.	25,575	25,575	0	25,575
MOUSER ELECTRONICS	1,294	113	1,181	0
MPC DESIGN TECHNOLOGIES	28,180	28,180	0	28,180
MPC TECHNOLOGIES	9,204	9,204	0	0
MPR ASSOCIATES, INC.	2,749,500	2,549,500	200,000	0
MR RESOURCES	12,000	12,000	0	0
MRL INDUSTRIES	12,264	12,264	0	0
MRT WEST	28,222	0	28,222	0
MSC INDUSTRIAL SUPPLY CO.	48,222	2,500	45,722	0
MSI TECHNOLOGIES, INC.	133,918	131,523	2,395	119,347
MSN COMMUNICATIONS	4,998	4,998	0	0
MST MEASUREMENT SYSTEMS, INC.	57,850	57,850	0	0
M-SYSTEM TECHNOLOGY, INC.	1,072	0	1,072	0
M-SYSTEMS, INC.	3,465	3,465	0	0
MTE, INC.	31,294	0	31,294	0
MTI INSTRUMENTS CORP.	9,650	9,650	0	0
MTR SOFTWARE	2,500	2,500	0	0

Supplier Name	Total \$	SNL/NM \$	SNL/CA \$	NM \$
MTS SYSTEMS CORP.	387,598	338,245	49,353	13,190
MUKHERJEE, PROF. AMIYA K.	4,900	0	4,900	0
MULTI ARC, INC.	9,150	9,150	0	0
MULTI CONTACT USA	6,222	6,222	0	0
MULTI MEDIA STUDIO	1,340	1,340	0	1,340
MULTIGEN, INC.	21,000	21,000	0	0
MULTIPLE ZONES INTERNATIONAL	114,347	3,556	110,791	0
MUNNS, R. J. MANUFACTURING	1,210	0	1,210	0
MUNTERS CARGOCAIRE ENGINEERING CORP.	13,048	6,990	6,058	0
MUPAC CORP.	123,782	123,782	0	0
MURPHY, DESMOND P.	25,000	25,000	0	0
MURTAUGH, STEVE REPRESENTS	4,285	0	4,285	0
MUSSER ASSOCIATES, INC.	1,700	1,700	0	0
MUSSON THEATRICAL, INC.	53,032	53,032	0	0
MUTUAL OF OMAHA/UNITED OF OMAHA	3,050,000	3,050,000	0	0
MWK INDUSTRIES	1,950	0	1,950	0
MWS WIRE INDUSTRIES	1,941	1,941	0	0
MYAT, INC.	1,322	1,322	0	0
MYERS, DAVID K.	20,000	20,000	0	20,000
MYERS, S. D., INC.	3,800	0	3,800	0
MYERS, VIC ASSOCIATES, INC.	56,453	56,453	0	56,453
MYRICOM	6,640	6,640	0	0
N CHIP, INC.	63,838	63,838	0	0
NABITY, J. C. LITHOGRAPHY SYSTEMS	69,995	27,995	42,000	0
NADON, DR. GREG	5,000	5,000	0	0
NAI TECHNOLOGIES	9,890	9,890	0	0
NAIL FAST, INC.	1,520	1,520	0	1,520
NALCO CHEMICAL CO.	97,812	7,812	90,000	0
NANMAC CORP.	1,259	1,259	0	0
NANO INSTRUMENTS, INC.	6,960	2,500	4,460	0
NANOMETRICS, INC.	92,044	19,244	72,800	0
NANONICS CORP.	27,116	27,116	0	0
NANOSTRUCTURES, INC.	7,825	1,225	6,600	0
NAPA VALLEY PAINT	3,662	0	3,662	0
NARDA MICROWAVE CORP., THE	4,954	4,954	0	0
NASCO WEST	8,354	8,354	0	0
NASHUA COMMERCIAL PRODUCTS	1,456	0	1,456	0
NATIONAL ACADEMY OF INTEGRATIVE LEARNING, INC.	17,599	17,599	0	0
NATIONAL APERTURE, INC.	31,718	31,718	0	0
NATIONAL ARNOLD MAGNETICS	14,857	14,857	0	0
NATIONAL BAG CO.	2,031	1,001	1,030	0
NATIONAL CIRCUITS, INC.	5,512	5,512	0	0
NATIONAL COMPUTER SYSTEMS, INC.	16,295	16,295	0	0
NATIONAL CONFERENCE OF STANDARD LABORATORIES	1,300	1,300	0	0
NATIONAL ELECTRICAL CARBON CORP.	2,600	2,600	0	0
NATIONAL ELECTROSTATICS CORP.	10,508	10,508	0	0
NATIONAL ELEVATOR CO., INC.	1,265	0	1,265	0
NATIONAL FIRE PROTECTION ASSOCIATION (NFPA)	2,779	1,386	1,394	0
NATIONAL GUARDIAN SECURITY SERVICES CORP.	2,417	2,417	0	2,417
NATIONAL HEATING & VENTILATING CO.	2,047	2,047	0	2,047
NATIONAL INDIAN BUSINESS ASSOCIATION (NIBA)	10,000	10,000	0	10,000
NATIONAL INSTITUTE OF STANDARDS & TECHNOLOGY	18,602	16,684	1,918	0
NATIONAL INSTRUMENTS CORP.	618,393	506,040	112,353	0

Supplier Name	Total \$	SNL/NM \$	SNL/CA \$	NM \$
NATIONAL LASER SERVICES	5,924	5,924	0	0
NATIONAL NUCLEAR CENTER	79,600	79,600	0	0
NATIONAL NUCLEAR CORP.	12,735	12,735	0	0
NATIONAL OFFICE FURNITURE CONCEPTS	3,894	0	3,894	0
NATIONAL PHYSICAL LABORATORY	1,205	0	1,205	0
NATIONAL RESEARCH LABS, INC.	10,765	10,765	0	10,765
NATIONAL RESTAURANT SUPPLY	18,400	18,400	0	18,400
NATIONAL ROOFING CO., INC.	205,980	205,980	0	205,980
NATIONAL RURAL ELECTRIC COOP ASSOCIATION (NRECA)	890,068	890,068	0	0
NATIONAL SANITARY SUPPLY CO.	3,075	775	2,300	775
NATIONAL SCIENCE TEACHERS ASSOCIATION	1,331	1,331	0	0
NATIONAL SERVICES	1,050	1,050	0	1,050
NAVSTAR SYSTEMS, INC.	2,500	2,500	0	0
NAVSYS CORP.	11,339	11,339	0	0
NAVTECH SEMINARS, INC.	2,149	2,149	0	0
NB ENGINEERING	1,349	1,349	0	0
NBC NEWS ARCHIVES	1,350	1,350	0	0
NCA PERIPHERALS	37,353	0	37,353	0
NCI	1,284	1,284	0	1,284
NCUBE CORP.	52,175	52,175	0	0
NCUBE FEDERAL	225,841	225,841	0	0
NDB ENTERPRISES, INC.	1,060	0	1,060	0
NE TECHNOLOGY, INC.	9,589	9,589	0	0
NEDRUD DATA SYSTEMS	3,200	3,200	0	0
NEELEY SUPPLY	10,298	10,298	0	10,298
NELCO TWO CO.	5,214	5,214	0	5,214
NELSON, DREW V.	5,000	0	5,000	0
NEMAN, INC.	1,678	1,678	0	0
NEOCERA, INC.	1,000	0	1,000	0
NEPSCO, INC.	8,120	0	8,120	0
NESLAB INSTRUMENTS, INC.	49,354	44,543	4,811	0
NET COMPUTERS INTERNATIONAL (NCI)	3,711	3,711	0	0
NET MANAGE, INC.	5,238	0	5,238	0
NET WORKS, INC.	45,000	45,000	0	45,000
NETCOM ONLINE COMMUNICATIONS	15,000	0	15,000	0
NETLINK TECHNOLOGY, INC.	7,200	7,200	0	0
NETMANAGE, INC.	29,832	17,588	12,244	0
NETPOWER, INC.	235,420	235,420	0	0
NETSCAN TECHNOLOGY CORP.	18,090	18,090	0	0
NETSCAPE COMMUNICATIONS CORP.	110,495	107,705	2,790	0
NETWORK ANALYSIS ASSOCIATES, INC.	3,795	3,795	0	0
NETWORK ANALYSIS, INC.	2,250	2,250	0	0
NETWORK APPLIANCE CORP.	27,000	27,000	0	0
NETWORK COMMUNICATIONS CORP.	1,152	1,152	0	0
NETWORK COMPUTING DEVICES	31,141	31,141	0	0
NETWORK EXPRESS	39,507	39,507	0	0
NETWORK GENERAL CORP.	159,648	159,648	0	146,425
NETWORK SYSTEM ENERGY	36,800	0	36,800	0
NETWORK SYSTEMS CORP.	1,106	0	1,106	0
NETZSCH INSTRUMENTS	2,007	2,007	0	0
NEUMANN CONSULTANTS	19,537	19,537	0	0
NEURAL WARE, INC.	10,334	10,334	0	0
NEVADA HOUSE OF HOSE	1,051	1,051	0	0
NEVADA NEANDERTHAL STONE	1,000	1,000	0	0
NEW DIMENSION DISTRIBUTING, INC.	9,525	9,525	0	9,525
NEW EAGLE INTERNATIONAL	5,895	5,895	0	0
NEW ENGLAND COMPUTER EXCHANGE	127,435	127,435	0	0
NEW ENGLAND KEYBOARD (NEK)	4,870	4,870	0	0

Supplier Name	Total \$	SNL/NM \$	SNL/CA \$	NM \$
NEW ENGLAND RESEARCH, INC.	358,614	358,614	0	0
NEW ERA SOFTWARE	10,000	10,000	0	0
NEW FOCUS, INC.	92,001	43,144	48,857	0
NEW HERMES, INC.	1,256	1,256	0	0
NEW HORIZONS COMPUTER	30,000	0	30,000	0
NEW MEXICO GREENHOUSE CO.	6,463	6,463	0	6,463
NEW MEXICO HIGHLANDS UNIVERSITY	259,620	259,620	0	259,620
NEW MEXICO HYDRAULICS, INC.	2,253	2,253	0	2,253
NEW MEXICO INSTITUTE OF MINING & TECHNOLOGY	911,168	888,367	22,801	911,168
NEW MEXICO PARACHUTES	1,686	1,686	0	1,686
NEW MEXICO PRODUCTS, INC.	53,143	53,143	0	53,143
NEW MEXICO SCUBA CENTER, INC.	13,538	13,538	0	13,538
NEW MEXICO SOLAR ENERGY INDUSTRY ASSN.	15,000	15,000	0	15,000
NEW MEXICO SPACE GRANT CONSORTIUM	1,785	1,785	0	1,785
NEW MEXICO STATE UNIVERSITY	2,437,739	2,437,739	0	2,437,739
NEW MEXICO STEEL CO.	106,294	106,294	0	106,294
NEW MEXICO TECHNET, INC.	52,531	52,531	0	52,531
NEW MMI CORP.	1,023	1,023	0	0
NEW PIG CORP.	8,329	5,121	3,209	0
NEW YORK UNIVERSITY	15,080	15,080	0	0
NEWAGE INDUSTRIES, INC.	1,641	1,641	0	0
NEWBRIDGE MICROSYSTEMS	1,071	1,071	0	0
NEWCOMB-ANDERSON ASSOCIATES	44,000	0	44,000	0
NEWPORT SCIENTIFIC, INC.	2,278	2,278	0	0
NEWPORT/KLINGER	743,802	521,601	222,201	0
NEWTON SOURCE, THE	9,622	8,572	1,050	0
NEXL	2,675	2,675	0	0
NFS-RADIATION PROTECTION SYSTEMS, INC.	10,610	10,610	0	0
NGK SPARK PLUGS, INC.	1,060	0	1,060	0
NGK-LOCKE, INC.	4,878	4,878	0	0
NIAGARA PLASTIC CO.	5,961	5,961	0	0
NICHIA AMERICA CORP.	1,450	1,450	0	0
NICHOLS PRINTING, INC.	6,915	6,915	0	6,915
NICOLET INSTRUMENT CORP.	251,678	219,051	32,628	0
NIGHT VISION EQUIPMENT CO., INC.	13,984	13,984	0	0
NIKLAS JARVSTRAT	2,000	0	2,000	0
NIKON PRECISION, INC.	19,693	19,693	0	0
NIKON, INC.	2,672	200	2,472	0
NILFISK OF AMERICA, INC.	5,775	5,346	429	0
NINETEEN NINETY-FIVE APS SHOCK COMPRESSION TOPICAL CONF.	32,870	32,870	0	0
NIPER, ERNEST D.	12,000	12,000	0	12,000
NISSEI SANGYO AMERICA, LTD.	427,994	427,994	0	0
NM LASER PRODUCTS, INC.	2,305	2,305	0	0
NO PROBLEM PRODUCTIONS	20,000	20,000	0	20,000
NOHAU CORP.	71,055	71,055	0	0
NOLAN, JANNE	6,300	6,300	0	0
NOOK INDUSTRIES, INC.	2,515	2,515	0	0
NOOR MANUFACTURING CO., INC.	424,130	424,130	0	424,130
NORAL, INC.	4,100	4,100	0	0
NORAN INSTRUMENTS, INC.	69,833	45,833	24,000	0
NOR-CAL CONTROLS, INC.	4,876	0	4,876	0
NOR-CAL PRODUCTS, INC.	110,414	68,883	41,531	0
NOR-CAL SAFETY PRODUCTS CO.	2,246	0	2,246	0
NORELL, INC.	1,439	1,439	0	0
NORLAND PRODUCTS, INC.	30,000	30,000	0	0
NORTEL	9,300	9,300	0	0
NORTH AMERICAN PHILIPS CORP.	177,635	177,635	0	0

Supplier Name	Total \$	SNL/NM \$	SNL/CA \$	NM \$
NORTH AMERICAN SCIENTIFIC	5,310	5,310	0	0
NORTH CAROLINA AGRICULTURAL & TECHNICAL STATE UNIVERSITY	533,550	533,550	0	0
NORTH CAROLINA STATE UNIVERSITY	94,317	44,029	50,288	0
NORTH CITY LASER	1,459	1,459	0	1,459
NORTH COAST MEDICAL, INC.	4,183	3,823	359	0
NORTH COAST SCIENTIFIC CORP.	9,745	9,745	0	0
NORTH STAR RESEARCH CORP.	1,300	1,300	0	1,300
NORTH VALLEY RESEARCH	15,770	0	15,770	0
NORTH WESTERN CARBON	2,320	0	2,320	0
NORTHEAST ELECTRONICS CORP.	2,833	2,833	0	0
NORTHEAST MICROWAVE SYSTEMS, INC.	1,452	1,452	0	0
NORTHEAST RESEARCH INSTITUTE	28,790	28,790	0	0
NORTHERN ILLINOIS UNIVERSITY	12,249	12,249	0	0
NORTHERN INFORMATION TECHNOLOGY (NIT)	7,450	7,450	0	0
NORTHERN RESEARCH & ENGINEERING CORP.	458,174	458,174	0	0
NORTHERN TELECOM	19,975	19,975	0	0
NORTHERN VIDEO SYSTEMS	9,418	0	9,418	0
NORTHGATE COMPUTERS, INC.	4,098	0	4,098	0
NORTHSTAR SEMINARS	138,400	0	138,400	0
NORTHWEST INDUSTRIES, INC.	1,811	1,811	0	0
NORTHWEST TECHNICAL INDUSTRIES	1,785	0	1,785	0
NORTHWEST TOXICOLOGY, INC.	43,000	43,000	0	0
NORTHWESTERN EQUIPMENT & SUPPLY CO., INC.	1,318	0	1,318	0
NORTHWESTERN UNIVERSITY	49,787	49,787	0	0
NORTON CO.	1,820	1,820	0	0
NORTON PERFORMANCE PLASTICS CORP.	19,000	19,000	0	0
NOVA ANALYTICAL SYSTEMS	1,565	1,565	0	0
NOVADIGM, INC.	848,500	848,500	0	0
NOVATIONS GROUP, INC.	150,536	93,407	57,129	0
NOVELL, INC.	22,365	22,365	0	0
NOW ELECTRONICS	4,155	0	4,155	0
NOW SOFTWARE, INC.	3,949	40	3,909	0
NOW TECHNOLOGIES	2,750	2,750	0	0
NPA WEST	4,235	4,235	0	0
NPS ENERGY SERVICES, INC.	15,000	15,000	0	0
NRD, INC.	1,075	1,075	0	0
NRG ENGINEERING	4,973	4,973	0	4,973
NRI SCHOOL OF ELECTRONICS	2,651	2,651	0	0
NSG AMERICA, INC.	1,397	1,397	0	0
NSG PRECISION CELLS, INC.	2,312	1,922	390	0
NTK TECHNICAL CERAMICS	4,510	2,950	1,560	0
NU DATA	13,363	12,288	1,075	0
NUAIRE	6,090	0	6,090	0
NUCAD SYSTEMS, INC.	20,585	20,585	0	0
NUCLEAR ENGINEERING & DESIGN	1,900	1,900	0	0
NUCLEAR MEASUREMENTS CORP.	45,756	45,756	0	0
NUCLEAR SECURITY SERVICES CORP.	51,550	51,550	0	0
NULOGIC, INC.	6,090	6,090	0	0
NUMERICAL ALGORITHMS GROUP, INC., THE (NAG)	3,162	2,654	508	0
NUMEX INDUSTRIES	46,594	46,594	0	46,594
NYAD, INC.	3,670	3,670	0	0
O1 PRODUCTS, INC.	6,969	6,969	0	0
OAI, INC.	42,000	42,000	0	0
OAK HILLS CO.	385,509	385,509	0	0
OAKLAND AUDIO-VISUAL SERVICE, INC.	1,420	0	1,420	0
OAKLAND VALVE & FITTING CO.	126,314	0	126,314	0

Supplier Name	Total \$	SNL/NM \$	SNL/CA \$	NM \$
OAO CORP.	155,000	155,000	0	0
OAXACA, JAIME	7,000	7,000	0	0
OBBERG INTERNATIONAL, INC.	5,424	5,424	0	0
OBJECT DESIGN	35,665	35,665	0	0
OBJECT INTERNATIONAL	1,994	1,994	0	0
O'BRIEN, DARIEN G., PE	70,000	70,000	0	0
OCCUPATIONAL HEALTH SERVICES, INC. (OHS)	10,000	10,000	0	0
OCEAN OPTICS, INC.	12,076	8,522	3,554	0
OCEAN STATE STAINLESS, INC.	87,600	87,600	0	0
OCE-BRUNING, INC.	1,878	0	1,878	0
OCG CORP.	1,026	1,026	0	0
OCHSNER, ALTON MEDICAL FOUNDATION	1,192,870	1,192,870	0	0
OCTAGON SYSTEMS CORP.	10,018	1,668	8,350	0
OCTEL COMMUNICATIONS CORP.	71,576	71,576	0	0
OCTEL COMPANY STORE, THE	1,980	1,980	0	0
ODETICS, INC.	1,107,800	1,107,800	0	6,693
ODHNER HOLOGRAPHICS	1,584	1,584	0	0
ODIN METROLOGY	3,023	3,023	0	0
ODYSSEY ENTERPRISE	3,110	0	3,110	0
OE TECHNOLOGIES	1,875	0	1,875	1,875
OEA AEROSPACE	1,950	1,950	0	0
OEM HOUSE, THE	31,509	0	31,509	0
OFFICE DEPOT	3,140	1,541	1,599	1,541
OFFICE PAVILION	83,087	0	83,087	0
OFFICE PRODUCTS, INC.	6,136	6,136	0	0
OFI TESTING EQUIPMENT, INC.	2,068	2,068	0	0
OGDEN ENVIRONMENTAL & ENERGY SERVICES, INC.	1,723,200	1,723,200	0	235,912
OGLE, GARRY L.	15,000	15,000	0	15,000
OHA	1,170	1,170	0	0
OHMCRAFT, INC.	3,608	3,608	0	0
OHMTEK, INC.	36,896	36,896	0	0
OILGEAR CO., THE	1,671	1,671	0	0
OKLAHOMA STATE UNIVERSITY	104,182	104,182	0	0
OLIN CORP.	7,953	5,657	2,295	0
OLIN ORDINANCE	7,500	7,500	0	0
OLIN, JOHN M. INSTITUTE FOR STRATEGIC STUDIES	9,600	0	9,600	0
OLSEN, RICHARD A.	114,060	38,200	75,860	0
OLSON, CHRIS	4,250	4,250	0	0
OLSTEN STAFFING SERVICES	1,462,091	0	1,462,091	0
OMEGA CORP.	73,755	73,755	0	0
OMEGA ENGINEERING, INC.	388,386	284,030	104,355	0
OMEGA OPTICAL, INC.	5,665	0	5,665	0
OMEGA SUNSPACES	6,065	6,065	0	6,065
OMICRON ASSOCIATES	102,755	39,905	62,850	0
OMNET, INC.	4,750	0	4,750	0
OMNI INTERNATIONAL, INC.	1,560	0	1,560	0
OMNICHROME	21,520	11,720	9,800	0
OMNICON TECHNICAL SALES GROUP	1,198	1,198	0	0
OMNION POWER ENGINEERING CORP.	232,486	232,486	0	0
OMYO	12,008	12,008	0	12,008
ON TECHNOLOGY, INC.	51,991	25,179	26,812	0
O'NAN, ROBERT L.	10,000	10,000	0	10,000
ONE DIRECT	4,995	0	4,995	0
ONE MILE UP, INC.	5,541	5,541	0	0
ONIX NETWORKING GROUP	7,176	7,176	0	0
ONLINE COMPUTER LIBRARY CENTER (OCLC)	5,000	5,000	0	0
ON-LINE DATA PRODUCTS, INC.	67,150	67,150	0	0

Supplier Name	Total \$	SNL/NM \$	SNL/CA \$	NM \$
ONLINE TECHNICAL SERVICES	17,632	0	17,632	0
ONO SOKKI TECHNOLOGY, INC.	9,765	9,765	0	0
ONSET COMPUTER CORP.	2,361	2,361	0	0
ONTAR CORP.	9,775	7,375	2,400	0
ONTRACK DATA RECOVERY, INC.	6,725	6,725	0	0
ONTRAK SYSTEMS, INC.	13,904	13,904	0	0
OPAMP TECHNICAL BOOKS, INC.	18,979	1,351	17,627	0
OPEN ENVIRONMENT CORP.	9,500	9,500	0	0
OPHIR OPTRONICS, INC.	8,690	765	7,925	0
OPOTEK, INC.	74,606	0	74,606	0
OPS CONSULTING	1,200	1,200	0	1,200
OPTICAD CORP., THE	1,000	1,000	0	1,000
OPTICAL ASSOCIATES, INC.	7,905	7,905	0	0
OPTICAL COATING LABS, INC.	24,426	20,006	4,420	0
OPTICAL CORPORATION OF AMERICA (OCA)	75,382	73,980	1,402	0
OPTICAL DATA SYSTEMS, INC.	16,392	16,392	0	14,520
OPTICAL FILTER CORP.	29,500	29,500	0	0
OPTICAL MEDIA INTERNATIONAL	3,630	3,095	535	0
OPTICAL RADIATION CORP.	2,850	2,850	0	0
OPTICAL RESEARCH ASSOCIATES	14,220	120	14,100	0
OPTICAL SOCIETY OF AMERICA	4,618	4,097	521	0
OPTICAL SPECIALTIES, INC.	4,500	4,500	0	0
OPTICAL STORAGE	2,649	2,649	0	0
OPTICS FOR RESEARCH, INC.	39,648	27,900	11,748	0
OPTIKWERK, INC.	2,095	2,095	0	0
OPTI-MAG, INC.	6,735	6,735	0	0
OPTIMATION, INC.	1,945	1,945	0	0
OPTO 22	4,727	2,026	2,701	0
OPTO-ELECTRONICS	55,428	55,428	0	0
OPTOMECH DESIGN CO.	27,080	27,080	0	27,080
OPTOTEK	10,300	10,300	0	0
OPTRONIC LABORATORIES, INC.	14,670	8,885	5,785	0
ORACLE CORP.	232,524	203,911	28,613	12,779
ORANGE COUNTY METAL WORKS	1,755	1,755	0	0
ORANGE MICRO, INC.	5,858	2,461	3,397	0
ORATECH CONTROLS, INC.	1,188	0	1,188	0
ORBIT ADVANCED TECHNOLOGIES, INC.	10,400	10,400	0	0
ORBIT SEMICONDUCTOR	73,000	73,000	0	0
ORBITEC TECHNOLOGIES CORP.	19,600	19,600	0	0
ORBIT/QUESTEL	2,000	2,000	0	0
ORCA PHOTONIC SYSTEMS, INC.	323,984	0	323,984	0
ORCA SOFTWARE	1,190	1,190	0	0
ORCAD, INC.	57,155	56,457	698	0
ORCHARD SUPPLY HARDWARE	8,623	0	8,623	0
OREGON GRADUATE INSTITUTE	79,662	79,662	0	0
OREGON INSTITUTE OF TECHNOLOGY	20,000	20,000	0	0
OREGON STATE UNIVERSITY	21,095	21,095	0	0
O'REILLY & ASSOCIATES, INC.	1,073	1,073	0	0
ORIEL CORP.	201,145	172,862	28,283	0
ORIEL HOUSE INTERNATIONAL	26,353	22,091	4,262	0
ORION DEVELOPMENT	9,900	9,900	0	0
ORION TELESCOPE CENTER	1,073	0	1,073	0
ORLIE'S PAINT & BODY SHOP	2,508	2,508	0	2,508
OSBORN MACHINE, INC.	44,785	44,785	0	44,785
OSBOURN DRILLING & PUMP CO.	99,610	99,610	0	99,610
OSCO, INC.	2,650	0	2,650	0
OSGOOD, SHARIL	3,600	3,600	0	3,600
OSHMANN'S SPORTING GOODS	2,520	0	2,520	2,520
OSMIC, INC.	25,020	0	25,020	0

Supplier Name	Total \$	SNL/NM \$	SNL/CA \$	NM \$
OSTROVSKI, DR. BORIS I.	1,000	1,000	0	0
OST, INC.	1,829	1,829	0	0
OTSUKA ELECTRONICS USA, INC.	3,280	3,280	0	0
OTTS, JOHN VARNUM	10,000	10,000	0	10,000
OUTSIDE POWER CONSULTANTS	30,000	30,000	0	0
OVERHEAD DOOR CO. OF ALBUQUERQUE, INC.	3,734	3,734	0	3,734
OVERHEAD DOOR CO. OF MANCHESTER	1,734	1,734	0	0
OWENS SCIENTIFIC, INC.	43,360	43,360	0	0
OXFORD APPLIED RESEARCH	44,248	2,900	41,348	0
OXFORD INSTRUMENTS NORTH AMERICA, INC.	75,053	75,053	0	0
OXFORD INSTRUMENTS, INC.	645,172	644,293	879	0
OXFORD LASERS, INC.	21,907	14,407	7,500	0
OXFORD MICROBEAMS, LTD.	55,000	0	55,000	0
OXFORD MOLECULAR GROUP, INC.	14,950	0	14,950	0
OXFORD UNIVERSITY PRESS	1,790	1,790	0	0
OYO GEOSPACE INSTRUMENTS, INC.	11,972	11,972	0	0
OZ OPTICS, LTD.	2,300	0	2,300	0
OZONE PROCESS CONSULTANTS	4,575	4,575	0	0
P&P ELECTRONICS	10,000	10,000	0	0
P/A INDUSTRIES, INC.	24,500	24,500	0	0
PAGE APPLIED TECHNOLOGIES, INC.	9,491	9,491	0	0
PAGE, INC.	10,695	10,695	0	0
PACIFIC COAST MICRO	2,320	2,320	0	0
PACIFIC COAST PHOTO CO.	1,580	1,580	0	0
PACIFIC COAST FRATE SERVICE CO.	14,589	0	14,589	0
PACIFIC COMBUSTION ENGINEERING CO.	21,192	7,387	13,805	0
PACIFIC COMPUTER EXPANSIONS, INC.	9,855	9,855	0	0
PACIFIC DATA GROUP, THE	6,390	6,390	0	0
PACIFIC ELECTRIC CO.	2,456	0	2,456	0
PACIFIC ELECTRICAL SUPPLY, INC.	3,111	0	3,111	0
PACIFIC ENERGY GROUP	24,600	24,600	0	0
PACIFIC GAS & ELECTRIC CO.	212,312	212,312	0	0
PACIFIC INSTRUMENTS, INC.	97,765	97,765	0	16,753
PACIFIC INVERTER, INC.	1,000	1,000	0	0
PACIFIC OCCUPATIONAL MEDICAL GROUP	125,000	0	125,000	0
PACIFIC PIPE CO.	11,164	0	11,164	0
PACIFIC PRECISION LABS	3,295	3,295	0	0
PACIFIC QUARTZ, INC.	2,850	0	2,850	0
PACIFIC REAMER & CUTTER SERVICE, INC.	3,227	0	3,227	0
PACIFIC SCIENTIFIC CO.	338,610	338,610	0	0
PACIFIC SIERRA RESEARCH CORP	16,243	16,243	0	0
PACIFIC SOFTWORKS	1,393	1,393	0	0
PACIFIC WESTERN SYSTEMS	5,336	5,336	0	0
PACIFIC/VALLEY ELECTRONICS	1,212	0	1,212	0
PACKAGING SPECIALTIES, INC.	129,037	129,037	0	0
PACKAGING WEST, INC.	158,772	158,772	0	158,772
PACKARD INSTRUMENT CO., INC.	162,424	147,076	15,348	0
PADS SOFTWARE, INC.	7,545	7,545	0	0
PAGE CONSTRUCTION CO.	5,942	0	5,942	0
PAGE ONE, INC.	6,079	6,079	0	6,079
PAGENET	12,000	0	12,000	0
PAINTON, LAURA ANN	2,500	2,500	0	0
PAJEK, FRANC CO.	398,854	0	398,854	0
PALIN, ELAINE F.	1,600	1,600	0	1,600
PALMER INDUSTRIAL	3,850	3,850	0	3,850
PALMER, ERWIN K.	30,000	30,000	0	30,000
PALO ALTO RESEARCH	6,365	5,370	995	0
PAMECO CORP.	2,551	2,063	488	2,063
PANTHAKI, MALCOLM J.	128,000	128,000	0	108,000

Supplier Name	Total \$	SNL/NM \$	SNL/CA \$	NM \$
PANTRONIX CORP.	9,500	9,500	0	0
PAPER DIRECT	3,688	2,617	1,071	0
PAR GOVERNMENT SYSTEMS CORP.	2,650	2,650	0	0
PAR SYSTEMS, INC.	95,258	95,258	0	0
PARADIGM SIMULATION	24,412	24,412	0	0
PARADIGM SYSTEMS	1,190	1,190	0	0
PARADIGM, INC.	10,000	10,000	0	0
PARADISE TECHNOLOGIES	2,425	2,425	0	0
PARADISO, JANE	9,500	9,500	0	0
PARALLAX GRAPHICS, INC.	27,970	22,995	4,975	0
PARALLAX SOFTWARE, INC.	6,755	6,755	0	0
PARALLAX, INC.	3,510	3,510	0	0
PARAMETRIC TECHNOLOGY CORP.	2,085,970	2,063,308	22,662	1,569,166
PARASOFT SALES CORP.	21,987	21,987	0	0
PARCPLACE SYSTEMS	6,245	6,245	0	0
PARITY SYSTEMS, INC.	239,600	166,374	73,226	0
PARK SCIENTIFIC INSTRUMENTS	5,700	5,700	0	0
PARKER-HANNIFIN CORP.	16,624	11,842	4,782	0
PARKIN SECURITY CONSULTANTS	14,780	0	14,780	0
PARKWAY MANUFACTURING	12,520	12,520	0	0
PARK, K. C.	80,000	80,000	0	0
PAROSCIENTIFIC, INC.	9,333	6,403	2,930	0
PARR INSTRUMENT CO.	35,501	20,733	14,768	0
PARTICLE MEASURING SYSTEMS, INC.	92,732	92,657	75	0
PARVUS CORP.	1,971	1,971	0	0
PASK RESEARCH & ENGINEERING CO.	36,080	36,080	0	0
PASTERNAK ENTERPRISES	18,184	17,764	419	0
PATHOGEN CONTROL ASSOCIATES	9,000	9,000	0	0
PATHOLOGY ASSOCIATES OF ALBUQUERQUE, PA	1,500	1,500	0	1,500
PATON ELECTRIC WELDING INSTITUTE	35,000	35,000	0	0
PATTERSON DENTAL CO.	1,812	1,812	0	1,812
PATTESON, PAT ASSOCIATES, INC.	4,044	0	4,044	0
PAULSON & COOPER, INC.	12,256	12,256	0	0
PAUL, DAVID H., INC.	3,400	3,400	0	3,400
PAVE TECHNOLOGY CO., INC.	1,435	1,435	0	0
PBA INSTRUMENTS, INC.	8,342	8,342	0	0
PB, INC.	1,082,258	1,078,279	3,979	1,082,258
PC COMP	13,286	13,286	0	13,286
PC MAGIC	3,994	3,994	0	3,994
PC PARTS PLUS	15,347	15,347	0	15,347
PC PLACE, THE	2,297	2,297	0	2,297
PC RENTALS	3,350	3,350	0	3,350
PC RESCUE, INC.	34,191	34,191	0	34,191
PC SUPPORT, INC.	23,085	23,085	0	23,085
PC VIDEO CONVERSION CORP.	3,840	0	3,840	0
PC & MAC CONNECTION, INC.	26,647	17,072	9,575	0
PCAM SOLUTIONS, INC.	2,000	2,000	0	0
PCB PIEZOTRONICS, INC.	24,020	24,020	0	2,735
PCE ROCKIES	5,942	5,942	0	0
PCI REMOTE SENSING CORP.	5,000	5,000	0	0
PCI, INC.	21,853	21,853	0	21,853
PCP, INC.	7,107	7,107	0	0
PC'S COMPLEAT, INC.	105,562	105,562	0	0
PD SOURCE	1,130	1,130	0	0
PEABODY SCIENTIFIC	3,580	3,580	0	0
PEACEMAKER CONSULTANTS	4,500	4,500	0	4,500
PEAK TECHNOLOGIES GROUP, INC., THE	99,963	73,084	26,879	60,312
PEARSON ELECTRONICS, INC.	32,610	30,810	1,800	0

Supplier Name	Total \$	SNL/NM \$	SNL/CA \$	NM \$
PECK, DR. RICHARD	7,000	7,000	0	7,000
PEDRO, VICTOR G.	42,900	42,900	0	42,900
PEEBLES, HARRY L.	32,000	32,000	0	0
PEEK MEASUREMENTS, INC.	7,950	7,950	0	0
PEERLESS-WINSMITH, INC.	2,730	2,730	0	0
PELHAM MACHINERY CO.	2,692	2,692	0	0
PELI PACKAGE SUPPLY	3,051	3,051	0	3,051
PELICANWARE	2,300	2,300	0	0
PELLA, TED, INC.	4,921	2,498	2,423	0
PELSUE, T. A. CO.	8,886	8,886	0	0
PENINSULA SPRINGS CORP.	1,922	0	1,922	0
PENN ENGINEERING & MANUFACTURING CORP.	1,007	1,007	0	632
PENN KEYSTONE CORP.	2,100	2,100	0	0
PENNSYLVANIA STATE UNIVERSITY	401,672	401,672	0	0
PENNWELL PUBLISHING CO.	1,527	1,378	149	0
PENN, JAMES E.	2,000	2,000	0	2,000
PENSTOCK, INC.	19,612	18,998	614	0
PENTICA SYSTEMS, INC.	12,184	12,184	0	0
PEP MODULAR COMPUTER, INC.	52,950	52,950	0	0
PERCEPTICS CORP.	19,365	19,365	0	0
PEREGRINE COMMUNICATIONS, INC.	49,000	49,000	0	0
PEREY MANUFACTURING CO., INC.	35,271	23,050	12,220	0
PERFORMANCE ANALYTICAL, INC.	4,500	4,500	0	0
PERFORMANCE DEVELOPMENT CORP.	340,000	340,000	0	0
PERFORMANCE SOLUTIONS INTERNATIONAL, LTD.	78,338	78,338	0	0
PERIMETER PRODUCTS, INC.	10,833	10,833	0	0
PERIPHERAL DEVICES CORP.	102,900	13,895	89,005	0
PERIPHERAL SOLUTIONS, INC.	3,477	0	3,477	0
PERISCOPE CO., THE	2,695	2,695	0	0
PERKIN-ELMER CORP., THE	365,619	330,939	34,680	35,520
PERMA PURE PRODUCTS, INC.	1,113	1,113	0	0
PERMANENT MAGNET CO.	4,239	4,239	0	0
PERMIAN ELEVATOR CORP.	191,000	191,000	0	191,000
PEROVICH, SARA J., RD	20,000	20,000	0	20,000
PERRY SUPPLY, INC.	7,696	7,696	0	7,696
PERSOFT, INC.	1,290	1,290	0	0
PERSONAL BIBLIOGRAPHIC SOFTWARE, INC. (PBS)	3,066	3,066	0	0
PERSONAL COMPUTER RENTALS	3,660	3,660	0	3,660
PERSONAL COMPUTING TOOLS	4,370	896	3,474	0
PERSONAL TEX, INC.	1,003	1,003	0	0
PERSONNEL STAFFING, INC.	6,000	0	6,000	0
PERSPECTIVE COMPUTING, INC.	76,500	76,500	0	76,500
PERSPECTIVE MEASUREMENTS	2,990	2,990	0	0
PESTMASTER SERVICES, INC.	22,283	22,283	0	0
PETERSON POWER SYSTEM, INC.	30,125	0	30,125	0
PETERSON SALES	5,250	5,250	0	5,250
PETROLEUM EQUIPMENT SERVICE, INC.	15,010	15,010	0	15,010
PETROLINK, INC.	1,216	1,216	0	1,216
PETSCHKE, A. E. CO., INC.	6,752	6,752	0	0
PETTIGREW ASSOCIATES	2,441	2,441	0	2,441
PFC SYSTEMS, INC.	2,955	0	2,955	0
PHAR LAP SOFTWARE	2,995	2,500	495	0
PHASE 4 INFRARED, INC.	3,750	3,750	0	0
PHILIPS COMMUNICATION & SECURITY SYSTEMS, INC.	5,710	5,710	0	0
PHILIPS ELECTRONIC INSTRUMENTS CO.	57,800	57,800	0	0
PHILIPS TECHNOLOGIES	5,891	5,891	0	0

Supplier Name	Total \$	SNL/NM \$	SNL/CA \$	NM \$
PHILLIPS ELECTRONICS INSTRUMENTS	224,004	224,004	0	0
PHILTEC INSTRUMENT CO.	2,360	2,360	0	0
PHOENETICS, INC.	1,600	1,600	0	0
PHOENIX DIGITAL CORP.	7,479	7,479	0	0
PHOENIX HEAT TREATING, INC.	1,361	1,361	0	0
PHOENIX MARKETING REPS	1,458	1,458	0	0
PHOENIX MECANO, INC.	9,174	8,337	837	0
PHOENIX PUMPS, INC.	1,548	1,548	0	0
PHOSPHOR TECHNOLOGY	9,652	9,652	0	0
PHOTEK, INC.	4,200	0	4,200	0
PHOTO SCIENCES, INC.	19,130	19,130	0	0
PHOTO SHOP, THE	1,240	0	1,240	0
PHOTOCOMM, INC.	11,842	11,842	0	0
PHOTOMETRICS, LTD.	199,928	54,337	145,591	0
PHOTONICS	9,757	9,757	0	0
PHOTON, INC.	7,510	7,510	0	0
PHOTOSCIENCES	4,045	2,950	1,095	0
PHOTOSOFT, INC.	7,192	7,192	0	0
PHOTO-STENCIL, INC.	1,020	1,020	0	0
PHOTOVAC INTERNATIONAL, INC.	1,458	1,458	0	0
PHOTOVOLTAIC SERVICES NETWORK (PSN)	15,000	15,000	0	0
PHOTRONICS CORP.	36,295	36,295	0	0
PHOTRON, INC.	1,972	1,972	0	0
PHYSICAL ACOUSTICS CORP.	29,750	29,750	0	0
PHYSICAL ELECTRONICS, INC.	73,878	54,326	19,552	0
PHYSICS INTERNATIONAL CO.	21,931	21,931	0	0
PIC DESIGN CORP.	8,294	4,813	3,481	0
PICKER INTERNATIONAL, INC.	2,366	2,366	0	0
PICO ELECTRONICS, INC.	16,609	15,148	1,462	0
PICONICS, INC.	2,605	2,605	0	0
PICOSECOND PULSE LABS, INC.	7,545	7,280	265	0
PICTURE TEL CORP.	44,138	44,138	0	0
PICTURETEL CORP.	138,581	83,274	55,307	0
PIERCE CHEMICAL CO.	1,567	0	1,567	0
PIERCE, ROBERT W., JR.	5,600	5,600	0	0
PIEZO CRYSTAL CO.	2,802	2,802	0	0
PIEZO TECHNOLOGY, INC.	14,634	14,634	0	0
PILGRIM ELECTRIC CO.	11,750	11,750	0	0
PILKINGTON THORN OPTRONICS, LTD.	134,102	134,102	0	0
PINE INSTRUMENT CO.	2,473	2,473	0	0
PINECREST GEOPHYSICAL SOFTWARE	1,600	1,600	0	0
PINNACLE MICRO, INC.	43,500	32,833	10,667	0
PINNACLE PUBLISHING, INC.	1,565	1,565	0	0
PINON MECHANICAL SERVICES, INC.	50,000	50,000	0	50,000
PINPOINT SOFTWARE	1,185	1,185	0	0
PIONEER CIRCUITS, INC.	60,958	60,958	0	0
PIONEER JANITORIAL SUPPLY	5,033	5,033	0	5,033
PIONEER STANDARD ELECTRONICS	3,890	3,890	0	0
PIONEER TECHNICAL PRODUCTS	7,333	0	7,333	0
PIRU ASSOCIATES, INC.	275,000	275,000	0	275,000
PITNEY-BOWES, INC.	34,209	34,209	0	32,589
PITRE, LEE J.	4,500	4,500	0	0
PITTSWAY CORP.	1,420	1,420	0	0
PIXSYS, INC.	33,515	33,515	0	0
PLAINS WELDING SUPPLY, INC.	6,000	6,000	0	6,000
PLANO CAD ENGINEERING, INC.	2,175	2,175	0	0
PLANT INSULATION CO.	9,090	0	9,090	0
PLANTRONICS	2,665	2,665	0	0
PLASMA ANALYSIS, LTD.	289,850	289,850	0	0

Supplier Name	Total \$	SNL/NM \$	SNL/CA \$	NM \$
PLASMA AND MATERIALS TECH	5,639	0	5,639	0
PLASMA ENERGY APPLIED TECHNOLOGY, INC.	291,044	291,044	0	0
PLASMATERIALS, INC.	2,150	1,200	950	0
PLASMATIC SYSTEMS, INC.	4,999	4,999	0	0
PLASTIC SERVICES SOUTHWEST	17,096	17,096	0	17,096
PLASTIC SUPPLY, INC.	5,069	5,069	0	5,069
PLATEAU CELLULAR NETWORK, INC.	1,298	1,298	0	1,298
PLATING RESEARCH, INC.	7,000	0	7,000	0
PLATINUM TECHNOLOGY, INC.	38,399	38,399	0	0
PLAYMAN, R. D. CO.	2,874	2,874	0	0
PLEASANTON TOOL & MANUFACTURING	15,545	0	15,545	0
PLEASANTON TRUCK & EQUIPMENT REPAIR, INC.	22,577	0	22,577	0
PLIMPTON, JAMES DAVID	15,000	15,000	0	15,000
PLUS GROUP, INC., THE	225,000	0	225,000	0
PM MARKETING	26,811	26,811	0	26,811
PMA PHOTOMETALS	11,307	11,307	0	0
PMC SIERRA	3,275	3,275	0	0
PMC/SOLUTIONS, INC.	235,000	235,000	0	235,000
PMR CONSTRUCTION SERVICES	1,900	1,900	0	1,900
PMS SERVICE CENTER	1,845	0	1,845	0
PNEUTRONICS	2,850	2,850	0	0
POCO GRAPHITE, INC.	18,845	18,845	0	0
POD ASSOCIATES, INC.	50,000	50,000	0	50,000
POE, WILLIAM LEE, JR.	60,000	60,000	0	0
POINTWISE, INC.	5,300	5,300	0	0
POLAP, SCOTT CORP.	1,000	1,000	0	1,000
POLAROID CORP.	41,692	11,364	30,327	0
POLHEMUS, INC.	1,600	1,600	0	0
POLISHED IMAGE	4,800	4,800	0	0
POLLOCK, MARCUS E.	85,000	85,000	0	0
POLLUTION CONTROL SYSTEMS	5,832	0	5,832	0
POLY FLOW ENGINEERING	4,999	4,999	0	0
POLY SONICS	6,535	6,535	0	0
POLYCOM SALES	3,234	3,234	0	0
POLYMER SOURCE, INC.	3,040	3,040	0	0
POLYMETRICS, INC.	6,340	0	6,340	0
POLYMICRO-TECHNOLOGIES, INC.	33,293	24,610	8,683	0
POLYTEC PI, INC.	42,571	0	42,571	0
POLYTECH PI, INC.	7,800	7,800	0	7,800
POLYWELL COMPUTERS, INC.	45,273	45,023	250	0
PONTRELLI, MICHAEL J.	9,800	9,800	0	0
POPKIN SOFTWARE SYSTEMS	7,536	7,536	0	0
POROUS METAL PRODUCTS	11,793	11,793	0	0
PORPHYRIN PRODUCTS, INC.	1,207	1,207	0	0
PORTA SYSTEMS CORP.	2,000	2,000	0	0
PORTER'S FLUID POWER	2,391	2,391	0	0
POSITIVE DEVELOPMENTS, INC.	8,500	8,500	0	0
POSITIVE LIGHT, INC.	2,000	0	2,000	0
POSITIVE PROMOTIONS	1,656	1,656	0	0
POSTMA, DR. HERMAN	7,000	7,000	0	0
POST, ROBERT L., JR.	50,000	50,000	0	0
POWELL ELECTRONICS, INC.	2,965	590	2,375	0
POWELL, GARY	10,000	0	10,000	0
POWER CERV CORP.	19,287	19,287	0	0
POWER DESIGNS, INC.	2,900	2,900	0	0
POWER MACHINE CO.	17,213	0	17,213	0
POWER PLUS TECHNICAL DISTRIBUTING, INC.	3,205	3,205	0	0
POWER SOLUTIONS	8,138	8,138	0	8,138

Supplier Name	Total \$	SNL/NM \$	SNL/CA \$	NM \$
POWER TECHNOLOGY, INC.	7,100	350	6,750	0
POWEREX, INC.	11,281	11,281	0	11,281
POWERSOFT CORP.	18,320	18,320	0	0
POWERS, DENNIS W., PHD	80,000	80,000	0	0
PPA INDUSTRIES, INC.	112,967	91,189	21,778	0
PRACTICAL SOLUTIONS, INC.	60,000	60,000	0	0
PRACTICE MANAGEMENT INFORMATION CORP.	1,354	1,354	0	0
PRAEGITZER DESIGN, INC.	8,955	8,955	0	0
PRAIRIE, RICHARD R.	4,000	4,000	0	4,000
PRATHER CONSULTING	8,500	8,500	0	8,500
PRAXAIR, INC.	101,659	1,659	100,000	0
PRC ENVIRONMENTAL MANAGEMENT, INC.	557,000	557,000	0	557,000
PRECISE METAL PRODUCTS	12,388	12,388	0	0
PRECISION ASSOCIATES, INC.	3,327	0	3,327	0
PRECISION COMPONENTS, INC.	6,546	6,546	0	6,546
PRECISION DETECTORS, INC.	117,470	117,470	0	0
PRECISION DIAMOND TOOL CO.	2,528	2,528	0	0
PRECISION FILTERS, INC.	17,550	17,550	0	0
PRECISION FITTING & GAUGE/MARKLYN	21,336	21,336	0	21,336
PRECISION GRINDING, INC.	4,180	4,180	0	4,180
PRECISION INDUSTRIAL COMPONENTS	1,697	1,697	0	0
PRECISION INDUSTRIAL PAINTING, INC.	16,686	16,686	0	0
PRECISION LAB	60,000	0	60,000	0
PRECISION METAL FABRICATORS, INC.	12,127	0	12,127	0
PRECISION MICRO CONTROL	1,790	1,790	0	0
PRECISION NAVIGATION, INC.	3,074	3,074	0	0
PRECISION OPTICAL COMPONENTS	3,580	3,580	0	0
PRECISION VACUUM COMPONENTS CO.	26,193	26,193	0	26,193
PRECISION WHOLESALE	16,483	16,483	0	16,483
PREDICT TECHNOLOGIES	16,725	16,725	0	0
PREGLER, TIMOTHY E.	8,400	8,400	0	0
PREMAC, INC.	1,841	1,841	0	1,841
PREMIER INDUSTRIAL CORP.	56,409	34,539	21,870	33,965
PRESBYTERIAN HEALTHCARE SERVICES	825,000	825,000	0	825,000
PRESENTATION PRODUCTS	4,990	4,990	0	0
PRESSURE KING, INC.	10,700	10,700	0	10,700
PRESSURE PRODUCTS CO.	2,431	2,431	0	0
PRESSURE SYSTEMS, INC.	16,134	16,134	0	0
PREVOST, LYDIE	15,445	15,445	0	15,445
PRI INSTRUMENTATION	4,200	4,200	0	0
PRICE TECHNICAL SERVICES	1,300	0	1,300	0
PRICE, HAROLD J.	7,000	7,000	0	7,000
PRIMAVERA SYSTEMS, INC.	5,899	5,899	0	0
PRIME EQUIPMENT CO.	6,000	6,000	0	0
PRINCETON GAMMA-TECH, INC.	161,320	161,320	0	0
PRINCETON INSTRUMENTS, INC.	150,853	43,253	107,600	0
PRINCETON MICROFILM	1,680	0	1,680	0
PRINCETON OPTICS	6,900	6,900	0	0
PRINCETON RESEARCH INSTRUMENTS, INC.	4,050	2,100	1,950	0
PRINCETON SOFTECH, INC.	22,000	22,000	0	0
PRINCETON UNIVERSITY, TRUSTEES OF	167,808	92,864	74,944	0
PRINTCRAFT, INC.	3,547	3,547	0	0
PRISM SOLUTIONS	188,250	188,250	0	0
PRISM VIDEO, INC.	9,493	9,493	0	0
PRO DIRECT	2,095	470	1,625	0
PRO IV PRODUCTIONS	14,180	14,180	0	14,180
PRO LAB, INC., THE	150,000	150,000	0	0
PRO MODEL	2,250	2,250	0	0
PROBST, KEVIN F.	40,000	40,000	0	40,000

Supplier Name	Total \$	SNL/NM \$	SNL/CA \$	NM \$
PROCASE CORP.	4,197	4,197	0	0
PROCESS ANALYSIS AND CONTROL	2,250	0	2,250	0
PROCESS ENGINEERED PRODUCTS	3,577	3,577	0	0
PROCESS EQUIPMENT CO.	10,170	1,195	8,975	0
PROCESS SOFTWARE CORP.	9,470	9,470	0	0
PROCESS TECHNOLOGY, INC.	4,212	958	3,254	0
PROCTORS	1,443	0	1,443	0
PRODEL, INC.	2,424	2,424	0	0
PRODUCTION COMPONENTS CLARK CO., INC.	71,220	71,220	0	71,220
PRODUCTIVE DATA SYSTEMS	611,940	611,940	0	611,940
PRODUCTS FOR RESEARCH, INC.	8,523	1,533	6,990	0
PRODUCTS WORLDWIDE, INC.	3,332	3,332	0	0
PRODYN TECHNOLOGIES	45,674	45,674	0	45,674
PROFESSIOANL VIDEO SYSTEMS	1,836	1,836	0	1,836
PROFESSIONAL ANALYSIS, INC.	1,836,667	1,686,667	150,000	1,686,667
PROFESSIONAL BOOK SERVICE	3,180	3,180	0	0
PROFESSIONAL BUSINESS SYSTEMS, INC.	266,987	266,987	0	266,987
PROFESSIONAL COLOR LABORATORIES, INC.	3,664	0	3,664	0
PROFESSIONAL EXHIBITS & GRAPHICS	18,528	18,528	0	0
PROFESSIONAL MARKETING SERVICES	2,000	2,000	0	0
PROFESSIONAL PAINT SUPPLY	1,301	0	1,301	0
PROFESSIONAL SAFETY ASSOCIATES, INC.	58,690	58,690	0	0
PROFESSIONAL SERVICES, INC.	1,200	0	1,200	0
PROFESSIONAL TECHNOLOGIES	3,469	3,469	0	0
PROFESSIONAL VIDEO SYSTEMS	13,360	13,360	0	13,360
PROGRAMMERS PARADISE	12,295	7,013	5,282	0
PROGRAMMERS SHOP, THE	9,231	4,847	4,384	0
PROGRAMMERS WAREHOUSE	1,603	1,603	0	0
PROGRESSIVE EQUIPMENT CORP.	2,800	2,800	0	0
PROGRESSIVE TECHNOLOGIES	5,775	5,775	0	0
PROGRESSIVE TECHNOLOGY	1,989	727	1,263	0
PROJECT MATRIX	2,990	1,795	1,195	0
PROJECT SOFTWARE & DEVELOPMENT, INC. (PSDI)	236,970	236,970	0	0
PROLINEAR CORP.	4,485	0	4,485	0
PRO-LOG CORP.	2,018	2,018	0	0
PROMETRIX CORP.	10,000	10,000	0	0
PROMULA DEVELOPMENT CORP.	4,500	4,500	0	0
PROTECH COMMUNICATIONS	28,365	0	28,365	0
PROTECH CORP.	1,080	1,080	0	0
PROTECTION TECHNOLOGIES, INC.	16,409	16,409	0	0
PROTECTIVE APPEREL CORP OF AMERICA	7,633	7,633	0	0
PROTECTIVE GROUP, INC., THE	20,465	20,465	0	0
PROTEK DEVICES	1,011	1,011	0	0
PROTEL TECHNOLOGY, INC.	5,215	5,215	0	0
PROTEUS CORP.	1,008,054	1,008,054	0	1,008,054
PROTEUS INDUSTRIES, INC.	9,029	8,525	504	0
PROTOSOFT, INC.	4,594	4,594	0	0
PROTRON DC	11,000	11,000	0	0
PROVANTAGE	11,288	11,288	0	0
PROVIDENCE CHAIN CO.	1,227	0	1,227	0
PROXIM, INC.	4,791	3,696	1,095	0
PRUDENTIAL INSURANCE, THE	5,500,000	5,500,000	0	0
PRUDENTIAL OVERALL SUPPLY	4,660	4,660	0	4,660
PRYOR RESOURCES, INC.	25,214	25,214	0	0
PSI ENVIRONMENTAL INSTRUMENTS CORP.	45,250	0	45,250	0
PSI REPAIR SERVICES, INC.	4,996	4,996	0	0
PSI STAR	81,000	81,000	0	0
PSI TESTING SYSTEMS, INC.	6,709	6,709	0	0

Supplier Name	Total \$	SNL/NM \$	SNL/CA \$	NM \$
PTR-PRECISION TECHNOLOGIES, INC.	2,258	2,258	0	0
PUBLISHERS TOOLBOX	1,398	1,398	0	0
PUBLISHING PERFECTION	5,566	5,566	0	0
PULIZZI ENGINEERING, INC.	2,440	2,132	308	0
PULSE INSTRUMENTS CO.	47,109	47,109	0	0
PULSE SCIENCES, INC.	399,093	399,093	0	0
PULSED POWER COMPONENTS	1,200	1,200	0	0
PUMA CONSTRUCTION, INC.	76,914	76,914	0	76,914
PUMPS OF OKLAHOMA, INC.	1,065	1,065	0	0
PUMPS & SERVICE	2,816	2,816	0	2,816
PURCELLA'S GOODYEAR TIRE CENTER, INC.	2,500	2,500	0	2,500
PURDUE RESEARCH FOUNDATION	176,687	174,687	2,000	0
PURDUE UNIVERSITY/CINDAS	1,500	0	1,500	0
PURE SOFTWARE	30,864	30,864	0	0
PURE TECH, INC.	1,955	0	1,955	0
PURIFIED MICROENVIRONMENTS	3,480	3,480	0	0
PUZZLE SYSTEMS CORP.	3,398	3,398	0	0
PVC CO.	40,259	40,259	0	40,259
PVCAD, INC.	1,200	1,200	0	0
PYRAMID EXHIBITS	2,865	2,865	0	0
PYROFUZE CORP.	2,901	2,901	0	0
QA BALANCE SERVICE	62,309	62,309	0	0
QED ENVIRONMENTAL SYSTEMS	15,100	13,713	1,387	0
QMS, INC.	39,393	33,893	5,500	0
Q-TECH CORP.	2,839	2,839	0	0
QUAD DESIGN TECHNOLOGY	50,500	50,500	0	0
QUAD TOOL MARKETING	1,990	1,990	0	0
QUAD TRON, INC.	43,186	43,186	0	0
QUADTECH, INC.	4,875	4,875	0	0
QUALCOMM, INC.	115,924	115,924	0	0
QUALCOM, INC.	6,000	6,000	0	0
QUALIMETRICS, INC.	1,500	1,500	0	0
QUALISOFT CORP.	1,463	1,463	0	0
QUALITAU, INC.	30,000	30,000	0	0
QUALITY HI-TECH	2,328	2,328	0	0
QUALITY JEEP-EAGLE-CHRYSLER-PLYMOUTH	8,375	8,375	0	8,375
QUALITY RUBBER PRODUCTS, INC. (QRP)	1,096	1,096	0	0
QUALITY SEMICONDUCTOR, INC.	11,305	11,305	0	0
QUALITY TECHNICAL SERVICES	63,500	63,500	0	63,500
QUALITY TRANSFORMER CORP.	17,600	17,600	0	0
QUALITY TRANSFORMER & ELECTRONICS	10,740	10,740	0	0
QUALITY VIDEO SUPPLY CORP.	3,990	0	3,990	0
QUALIX	16,011	10,346	5,665	0
QUALSTAR, INC.	1,125	1,125	0	0
QUALTRON	19,412	19,412	0	19,412
QUAL-TRON, INC.	57,795	57,795	0	0
QUAMCO	18,258	0	18,258	0
QUANTERRA, INC.	2,700,000	2,700,000	0	0
QUANTEX MICROSYSTEMS	4,798	4,798	0	0
QUANTRONIX CORP.	1,920	450	1,470	0
QUANTUM DESIGN, INC.	1,550	1,550	0	0
QUANTUM MATERIALS, INC.	8,950	8,950	0	0
QUANTUM TECHNOLOGY, INC.	3,432	3,432	0	0
QUARTET OVONICS	47,363	43,349	4,014	3,950
QUARTZ INTERNATIONAL CORP.	96,431	96,431	0	95,297
QUARTZ SCIENTIFIC, INC.	4,094	4,094	0	0
QUATRO CORP.	765,194	765,194	0	765,194
QUATRO TECH, INC.	12,702	12,702	0	0
QU-CO	15,715	15,715	0	0

Supplier Name	Total \$	SNL/NM \$	SNL/CA \$	NM \$
QUEENSGATE INSTRUMENTS, INC.	35,493	7,422	28,071	0
QUEST WINDOWS CORP.	1,536	1,536	0	0
QUESTRON CORP.	2,849	2,849	0	0
QUETZAL COMPUTATIONAL ASSOCIATES	264,404	264,404	0	264,404
QUICKTURN DESIGN SYSTEMS	56,939	56,939	0	0
QUIET AIR, INC.	19,818	19,818	0	0
QUILL CORP.	1,047	510	537	0
QUINCY TECHNOLOGIES, INC.	4,203	4,203	0	0
QUINN, TIMPTE & MCGILL, INC.	5,587	5,587	0	5,587
QUINTANA, RAY	1,500	1,500	0	1,500
QUINTEC INDUSTRIES	7,222	2,803	4,419	0
QUINTEL CORP.	89,440	89,440	0	0
QUINTON INSTRUMENT CO.	2,045	2,045	0	0
QUORUM, INC.	6,864	6,864	0	6,864
R&D ASSOCIATES	50,000	50,000	0	0
R&L HEATING & COOLING, INC.	27,043	27,043	0	0
R&M ENTERPRISES	3,475	0	3,475	0
R&R KOOL BLUE ENTERPRISES	4,000	4,000	0	0
R&S ERECTION OF CONCORD, INC.	2,000	0	2,000	0
R&S KAWASAKI	11,670	11,670	0	11,670
R CUBED ASSOCIATES	2,499	0	2,499	0
R SQUARED	199,947	182,652	17,295	0
RABAN SUPPLY CO.	5,561	0	5,561	0
RACAL INSTRUMENTS	7,450	7,450	0	0
RACAL-DANA INSTRUMENTS	1,090	1,000	90	0
RACK ENGINEERING CO.	2,858	2,858	0	0
RACON, INC.	8,740	8,740	0	0
RADAR SAT INTERNATIONAL	2,500	2,500	0	0
RADCAL CORP.	20,280	20,280	0	0
RADCOM EQUIPMENT, INC.	68,856	68,856	0	0
RADER AWNING	1,250	1,250	0	1,250
RADIAN CORP.	81,998	81,998	0	0
RADIANT TECHNOLOGIES, INC.	7,780	7,780	0	7,780
RADIATION TECHNOLOGY, INC.	1,395	1,395	0	0
RADIO RESEARCH INSTRUMENT CO.	9,000	9,000	0	0
RADIOLOGY ASSOCIATES OF ALBUQUERQUE	52,000	52,000	0	52,000
RADIOMETER AMERICA, INC.	192,699	121,629	71,070	0
RADIOTRONICS	10,660	10,660	0	0
RADISYS CORP.	16,019	16,019	0	0
RADLINSKI & ASSOCIATES, INC.	31,100	31,100	0	0
RADOS TECHNOLOGY, INC.	54,181	54,181	0	0
RAE SYSTEMS	3,450	3,450	0	0
RAG ELECTRONICS	11,023	3,384	7,639	0
RAGHAVAN, DR. SRINI	10,000	10,000	0	0
RAILWAY SPECIALTIES CORP.	6,200	6,200	0	0
RAIMA CORP.	11,433	11,433	0	0
RAININ INSTRUMENT CO., INC.	7,574	3,408	4,166	0
RAIS ENTERPRISES, INC.	3,250	0	3,250	0
RAITH USA, INC.	27,800	23,300	4,500	0
RALMIKES TOOL-A-RAMA	6,348	6,348	0	0
RAM CO.	8,591	8,591	0	0
RAM MANUFACTURING, INC.	1,633	1,633	0	1,633
RAMSTONE, INC.	80,000	80,000	0	80,000
RAM-TEK	1,560	1,560	0	0
RANDY'S SERVICE	75,000	0	75,000	0
RAPID COPY CENTER, INC.	10,961	10,961	0	10,961
RASCO SUPPLY CO., LTD.	11,669	11,669	0	0
RASNA CORP.	83,800	83,800	0	0
RASTER GRAPHICS	13,248	13,248	0	0

Supplier Name	Total \$	SNL/NM \$	SNL/CA \$	NM \$
RAST, MICHAEL S.	35,000	35,000	0	0
RATIONAL SOFTWARE CORP.	102,048	102,048	0	0
RATON TECHNOLOGY RESEARCH	111,985	111,985	0	111,985
RAVE COMPUTER ASSOCIATION, INC.	6,899	6,899	0	0
RAVELO, PROFESSOR RAMON	10,000	0	10,000	0
RAVEN CONSULTING	1,000	1,000	0	1,000
RAVICAD, INC.	4,995	4,995	0	0
RAVI, DR. RAMAM00THI	2,418	2,418	0	0
RAVKIN, VLADIMIR	35,000	35,000	0	0
RAXCO, INC.	8,539	8,539	0	0
RAYMOND PRODUCTS CO., INC.	1,413	0	1,413	0
RAYTHEON CO., THE	747,212	747,212	0	0
RBC	2,398	0	2,398	0
RBD ENTERPRISES, INC.	54,985	22,320	32,665	0
RC ELECTRONICS	1,239	1,239	0	0
RCG RESEARCH, INC.	3,980	3,980	0	0
RCI, LTD.	8,500	8,500	0	0
RD RUBBER TECHNOLOGY	4,470	880	3,590	0
RDB OFFICE FURNITURE, INC.	31,546	31,546	0	31,546
RDF CORP.	7,061	7,061	0	0
RDI COMPUTER CORP.	6,523	259	6,264	0
RDI, INC.	2,025	0	2,025	0
REACTOR EXPERIMENTS, INC.	3,860	3,860	0	0
READE ADVANCED MATERIALS	2,000	2,000	0	0
READE MANUFACTURING	3,100	0	3,100	0
READY-TO-RUN SOFTWARE, INC.	2,495	2,495	0	0
REAL TIME DEVICES, INC.	8,814	8,814	0	0
REALM COMMUNICATIONS GROUP	3,072	3,072	0	0
REAL-TIME INNOVATIONS, INC.	10,475	10,475	0	0
REALTIME PERFORMANCE, INC.	68,870	68,870	0	0
REARDON, PHILIP C.	130,000	130,000	0	130,000
REASONING SYSTEMS, INC.	8,500	8,500	0	0
REBUS PLANNING ASSOCIATES, INC.	13,800	13,800	0	0
RECOGNITION CONCEPTS, INC.	2,630	2,630	0	0
RECOGNITION SYSTEMS, INC.	4,570	4,570	0	0
RECORTEC, INC.	53,730	44,740	8,990	0
RED WING SHOE STORE	23,807	23,807	0	23,807
REDBURN TIRE CO.	8,494	8,494	0	8,494
REDDER, GREG	3,750	3,750	0	0
REDI-2-MIX	8,274	8,274	0	8,274
REED ANALYTICS	1,000	1,000	0	0
REED ELSEVIER, INC.	6,893	6,893	0	0
REED PUBLISHING USA, INC.	6,375	6,375	0	0
REED REFERENCE PUBLISHING	3,424	1,864	1,560	0
REFRACTION TECHNOLOGY	18,230	18,230	0	0
REFRIGERATION SUPPLIERS, INC.	1,769	1,769	0	1,769
REGAL PLASTIC SUPPLY CO.	164,040	164,040	0	164,040
REGULATION SCANNING	21,255	2,915	18,340	0
REGULATIONS MANAGEMENT CORP.	1,902	1,902	0	0
REID TOOL SUPPLY CO.	1,672	21	1,652	0
REILLY RESEARCH	2,590	2,590	0	0
REILLY & HARRIS SALES, INC.	2,120	2,120	0	0
REI, INC.	6,256	6,256	0	4,972
RELAY TECHNOLOGY, INC.	22,573	22,573	0	0
RELIABLE ELECTRICAL CONTRACTORS, INC.	1,328	1,328	0	1,328
RELIABLE POWER METERS	3,830	3,830	0	3,830
RELIABLE REPRODUCTIONS, INC.	6,703	6,299	404	6,703
RELIANCE COMM/TEC	1,625	1,625	0	0
RELIANCE ELECTRIC	25,399	0	25,399	0

Supplier Name	Total \$	SNL/NM \$	SNL/CA \$	NM \$
RELIANCE METAL CENTER	849,084	849,084	0	849,084
RELIANCE STEEL & ALUMINUM CORP.	13,538	0	13,538	0
REMCO BOLTS	7,582	7,582	0	7,582
REMEDY CORP.	5,700	5,700	0	0
REMSTAR INTERNATIONAL, INC.	27,407	0	27,407	0
RENEWABLE ENERGY TRAINING INSTITUTE	16,300	16,300	0	0
RENISHAW USA, INC.	46,242	0	46,242	0
RENSSELAER POLYTECHNIC INSTITUTE	280,000	280,000	0	0
REPLY CORP.	12,335	9,065	3,270	0
REPRINT MANAGEMENT SERVICES	2,482	2,482	0	0
REPUBLIC ELECTRONICS CORP.	2,425	2,425	0	0
REPUBLIC POWERED METALS, INC.	6,029	0	6,029	0
REQUISITE	3,500	3,500	0	0
RESCO	5,298	5,298	0	5,298
RESEARCH AND DEVELOPMENT INSTITUTE OF METALLURGY	20,000	20,000	0	0
RESEARCH DEVICES, INC.	5,000	5,000	0	0
RESEARCH ELECTRO OPTICS	2,380	2,380	0	0
RESEARCH FOUNDATION OF STATE UNIVERSITY OF NEW YORK	82,817	82,817	0	0
RESEARCH SYSTEMS, INC.	200,992	200,992	0	0
RESEARCH TRIANGLE INSTITUTE	84,829	84,829	0	0
RESEARCH & POLLING, INC.	14,993	14,993	0	14,993
RESEARCH, INC.	1,479	1,479	0	0
RESONETICS, INC.	3,450	3,300	150	0
RESOURCE MANAGEMENT, INC.	52,257	52,257	0	52,257
RESOURCE PARTNERS, INC.	8,610	0	8,610	0
RESOURCE TECHNOLOGY CORP.	1,620	1,620	0	0
RESTEK CORP.	2,638	2,638	0	0
RESTORR TECHNOLOGIES	1,448	0	1,448	0
REST, INC.	11,230	0	11,230	0
RESUMIX	75,150	75,150	0	0
REUTERS TELEVISION INTERNATIONAL, LTD.	8,286	8,286	0	0
REVCO SCIENTIFIC, INC.	4,237	4,237	0	0
REVERE TRANSDUCERS, INC.	2,080	0	2,080	0
REXON COMPONENTS, INC.	75,250	75,250	0	0
REYCO PRODUCTS	26,131	26,131	0	26,131
REYNOLDS ALUMINUM SUPPLY CO.	1,282	0	1,282	0
REYNOLDS INDUSTRIES, INC.	85,147	82,700	2,446	0
REZNICK, LARRY	10,000	0	10,000	0
RE/SPEC, INC.	12,496,387	12,496,387	0	10,082,356
RF MONOLITHICS, INC.	3,160	3,160	0	0
RF PLASMA PRODUCTS	8,835	8,835	0	0
RFI CORP.	6,225	6,225	0	5,925
RHEOMETRICS	193,939	193,939	0	0
RHINES, JOHN	121,000	121,000	0	0
RHONE-POULENC, INC.	23,963	23,963	0	0
RICE UNIVERSITY	120,705	96,000	24,705	0
RICH FORD SALES, INC.	140,500	140,500	0	140,500
RICHARDSON ELECTRONICS, LTD.	50,599	47,235	3,364	0
RICHARDS, KRISTOPHER	4,250	4,250	0	0
RICOH CORP.	24,875	8,077	16,798	0
RIDLEY ENGINEERING, INC.	1,113	1,113	0	0
RIGAKU/US, INC.	10,305	10,305	0	0
RIGGAN, WILLIAM C.	8,000	8,000	0	8,000
RIGHT CONNECTION, THE	29,000	29,000	0	29,000
RIGHTWAY MACHINE	60,502	60,502	0	60,502
RILEY, D. B., INC.	58,050	58,050	0	0
RINCHEM CO., INC.	101,208	101,208	0	101,208

Supplier Name	Total \$	SNL/NM \$	SNL/CA \$	NM \$
RINGFEDER CORP.	8,456	8,456	0	0
RIO CHAMA ELECTRIC	15,951	15,951	0	15,951
RIO GRANDE BUSINESS SYSTEMS	7,453	7,453	0	7,453
RIO RANCHO PHARMACY & MEDICAL	4,820	4,820	0	4,820
RIOMETRICS	3,575	3,575	0	0
RIOTECH, INC.	2,400	2,400	0	0
RIP TIE CO.	1,145	1,145	0	0
RIPPEY CORP.	12,871	12,871	0	0
RISK ENGINEERING, INC.	120,587	120,587	0	0
RI-TECH, INC.	461,000	301,000	160,000	0
RITE-WAY PALLET MANUFACTURING CO.	1,625	1,625	0	1,625
RITRON, INC.	19,900	19,900	0	0
RIVERA, ROGER J.	2,500	2,500	0	0
RIZZO, FRANK J.	8,000	8,000	0	0
RJ COMMUNICATIONS	6,807	6,807	0	6,807
RJR CIRCUITS, INC.	4,403	4,403	0	0
RJ'S SCREENPRINT	4,681	4,681	0	4,681
RLC ELECTRONICS, INC.	2,225	2,225	0	0
RMD, INC.	120,650	112,000	8,650	0
RMS ELECTRONICS, INC.	1,393	1,393	0	0
RNS HEATING & AIR CONDITIONING	1,385	1,385	0	0
ROACH, MATHEW J.	3,600	3,600	0	3,600
ROAD SCHOLAR	1,980	1,980	0	0
ROBBINS, DONNA	2,400	2,400	0	2,400
ROBBINS, LARRY ELECTRICAL CONTRACTOR	1,525	0	1,525	0
ROBBINS, MARK	3,500	3,500	0	3,500
ROBERT ANDREW ASSOCIATES, INC.	2,000	0	2,000	0
ROBERTS TRAINING & CONSULTING	22,863	22,863	0	0
ROBERTS, E. V. & ASSOCIATES	5,061	2,832	2,229	0
ROBIN MATERIALS, INC.	41,955	0	41,955	0
ROBINSON LABORATORIES	2,000	2,000	0	0
ROBOHAND, INC.	14,191	4,558	9,633	0
ROBOT RESEARCH	5,891	5,891	0	0
ROBOTIC SYSTEMS TECHNOLOGY	56,743	56,743	0	0
ROBOTICS & AUTOMATION CORP.	5,998	5,998	0	0
ROCHE DIAGNOSTIC SYSTEMS, INC.	4,047	4,047	0	0
ROCHESTER CORP., THE	61,800	61,800	0	0
ROCKWELL INTERNATIONAL CORP.	194,854	177,354	17,500	3,000
ROCKWELL LASER INDUSTRIES, INC.	112,242	110,496	1,746	0
ROCKWELL NETWORK SYSTEMS	1,100	1,100	0	0
ROCKY MOUNTAIN COLLEGE	370,000	370,000	0	0
ROCKY MOUNTAIN INSTRUMENT CO.	33,148	0	33,148	0
ROCKY MOUNTAIN LABORATORIES	1,500	1,500	0	0
ROCKY MOUNTAIN PUBLISHING CO.	4,445	4,445	0	4,445
ROCKY MOUNTAIN STONE CO., INC.	2,880	2,880	0	2,880
ROCKY'S WIRE EDM	3,500	0	3,500	0
ROCTEST, INC.	15,550	15,550	0	0
ROC/RIC, INC.	3,225	0	3,225	0
RODEL, INC.	31,007	31,007	0	0
RODGERS CORP.	1,683	1,683	0	0
RODGERS ENVIRONMENTAL SERVICES	3,927	3,927	0	3,927
RODGERS PLUMBING & HEATING CO.	2,475	2,475	0	2,475
RODGERS, GEORGE W.	8,400	8,400	0	8,400
ROD'S ELECTRIC	7,352	7,352	0	0
ROGERS CORP.	14,617	14,617	0	0
ROGERS, WARREN ASSOCIATES, INC.	2,000	2,000	0	0
ROGUE WAVE	4,251	4,251	0	0
ROHBE, INC.	6,500	6,500	0	0
ROHRBACK CASAS CO.	1,050	1,050	0	0

Supplier Name	Total \$	SNL/NM \$	SNL/CA \$	NM \$
RO-LAB RUBBER CO.	12,442	12,442	0	0
ROLYN OPTICS CO.	3,602	3,132	470	0
ROME METALS, INC.	11,645	11,645	0	0
ROMIC ENVIRONMENTAL TECHNOLOGIES CORP.	120,000	120,000	0	0
RORY-MCLAREN FLUID POWER TRAINING	1,095	1,095	0	0
ROSEMOUNT AEROSPACE, INC.	20,341	0	20,341	0
ROSEMOUNT ANALYTICAL, INC.	1,510	0	1,510	0
ROSENBLATT, M. & SONS, INC.	25,000	25,000	0	0
ROSS ENGINEERING CORP.	34,141	34,141	0	0
ROSS, DR. TIMOTHY J.	25,000	25,000	0	25,000
ROWE INDUSTRIES, INC.	2,109	1,764	345	0
ROWLAND NURSERY, INC.	1,682	1,682	0	1,682
ROYAL COACH TOURS	2,787	0	2,787	0
ROYAL WHOLESALE ELECTRIC	6,849	0	6,849	0
ROY, MILTON CO.	1,075	1,075	0	0
RRA, INC.	1,579,634	379,634	1,200,000	379,634
RS TECH	4,000	4,000	0	0
RSA DATA SECURITY, INC.	1,160	1,160	0	0
RSI	1,140	1,140	0	1,140
RSI SYSTEMS	9,940	9,940	0	0
RSI, INC.	10,139	10,139	0	0
R-SQUARED	13,525	0	13,525	0
RTM SYSTEMS, INC.	6,028	0	6,028	0
RUBIN, PROF. YORAM	97,450	97,450	0	0
RUCKER-FULLER CO.	74,533	0	74,533	0
RUDOLPH RESEARCH	1,168	178	990	0
RUPERT PLUMBING & HEATING CO, INC.	23,095	23,095	0	23,095
RUPP TECHNOLOGY CORP.	2,033	2,033	0	0
RUSSELL INFO SCIENCES, INC.	9,747	9,747	0	0
RUSSELL'S TECHNICAL PRODUCTS, INC.	144,885	144,885	0	0
RUSSIAN ACADEMY OF SCIENCES	55,116	55,116	0	0
RUSSIAN FEDERAL NUCLEAR CENTER	2,242,680	2,242,680	0	0
RUSSIAN MATERIALS SCIENCE CENTER	45,000	45,000	0	0
RUST POWER SYSTEMS	31,173	31,173	0	31,173
RUST TRACTOR CO.	246,145	246,145	0	246,145
RUSTCO ENTERPRISES	30,195	30,195	0	30,195
RUSTCO SUPPLY & PROPERTY, INC.	2,994	2,994	0	2,994
RUTLAND TOOL & SUPPLY CO., INC.	8,511	7,703	808	0
RV & ASSOCIATES	2,794	0	2,794	0
RYAN HERCO PRODUCTS CORP.	26,414	25,934	480	25,934
RYCHNOVSKY, RAYMOND	20,000	0	20,000	0
RYERSON	3,924	0	3,924	0
S&C ELECTRIC CO.	4,011	4,011	0	4,011
S&K PRODUCTS INTERNATIONAL, INC.	167,740	167,740	0	0
S&M MICROSCOPES, INC.	55,681	55,681	0	0
S&S TECHNOLOGIES, INC.	1,336	1,336	0	1,336
S&S TOOL & SUPPLY, INC.	7,510	0	7,510	0
S&W WIRE CO.	14,570	14,570	0	0
SAFE BRANDS, INC.	2,512	2,512	0	0
SAFE DESIGNS, INC.	2,559	0	2,559	0
SAFEGUARDS TECHNOLOGY, INC.	20,554	20,554	0	0
SAFE-T-RACK SYSTEMS, INC.	1,184	0	1,184	0
SAFETY CONSULTING ENGINEERS, INC.	10,000	10,000	0	0
SAFETY TRAINING, LTD. CO.	10,450	10,450	0	10,450
SAFETY-KLEEN CORP.	18,588	18,588	0	13,374
SAFT AMERICA, INC.	8,448	8,448	0	0
SAGE INDUSTRIES	1,210	1,210	0	0
SAGE TECHNOLOGY	66,405	66,405	0	0

Supplier Name	Total \$	SNL/NM \$	SNL/CA \$	NM \$
SAGER ELECTRICAL CO.	5,200	350	4,850	0
SAGER/MIDERN COMPUTER, INC.	15,750	8,944	6,806	0
SALES GUIDES, INC.	3,370	0	3,370	0
SALISBURY ENGINEERING	13,605	13,605	0	0
SALISBURY, WILMA M.	3,750	3,750	0	3,750
SALT RIVER PROJECT	6,500	6,500	0	0
SAM-CON GENERAL CONTRACTORS	558,332	558,332	0	558,332
SAM'S MUSIC	2,207	2,207	0	0
SAMTEC, INC.	6,519	6,519	0	0
SAMUEL, DEBRA	1,512	1,512	0	1,512
SAN DIEGO STATE UNIVERSITY FOUNDATION	23,168	23,168	0	0
SAN JOSE DELTA ASSOC., INC.	31,941	29,791	2,150	0
SAN JUAN PUEBLO AGRICULTURAL CO-OP	5,000	5,000	0	5,000
SANCHEZ SOUTHWEST COACHES, LTD.	2,862	2,862	0	2,862
SANDERS, DR. SCOTT	11,520	11,520	0	11,520
SANDERVILLE, JIM	2,400	2,400	0	2,400
SANDIA SPRAYER MANUFACTURING CO.	7,030	7,030	0	0
SANDOVAL, ARTURO	30,000	30,000	0	30,000
SANDROCK, GARY	71,000	0	71,000	0
SANDY'S ELECTRONIC SUPPLY	2,252	2,252	0	0
SANGAMO-WESTON, INC.	2,080	2,080	0	0
SANTA CLARA MACHINING	59,008	0	59,008	0
SANTA FE ENERGY RESEARCH CORP.	2,495	0	2,495	2,495
SANTA FE LASER CO.	25,450	25,450	0	0
SARGENT & LUNDY	36,016	36,016	0	0
SARJEANT, WALTER JAMES	10,000	10,000	0	0
SAROS CORP.	145,024	145,024	0	0
SARFIELD, JOHN CO.	1,393	1,393	0	0
SAS CIRCUITS, INC.	103,391	103,391	0	0
SAS INSTITUTE	117,270	117,270	0	0
SATEC SYSTEMS, INC.	2,100	2,100	0	0
SAT-UNSAT, INC.	209,100	209,100	0	209,100
SAUNDERS GROUP, INC.	10,960	10,960	0	0
SAUNDERS & ASSOCIATES, INC.	3,545	3,545	0	0
SAUSAGE SOFTWARE	2,500	2,500	0	0
SAUSSE, M. W. & CO., INC.	2,422	0	2,422	0
SAWTEK, INC.	4,273	4,273	0	0
SAWYER RESEARCH PRODUCTS, INC.	4,790	4,790	0	0
SCALA ELECTRONIC CORP.	1,350	1,350	0	0
SCB TECHNOLOGIES, INC.	49,023	49,023	0	49,023
SCHAFFER, W. J. ASSOCIATES, INC.	8,228	0	8,228	0
SCHARRER, ROBERT	21,000	21,000	0	21,000
SCHAUER SALES, INC.	7,954	4,875	3,079	4,628
SCHERER, WILLIAM T.	12,108	12,108	0	0
SCHILLING DEVELOPMENT, INC.	75,416	75,416	0	0
SCHINDLER, A. T. COMMUNICATIONS, INC.	3,252	3,252	0	0
SCHLUMBERGER TECHNOLOGIES	29,917	29,917	0	0
SCHMIDT, RALPH A.	25,000	25,000	0	25,000
SCHNEIDER, BRUCE	18,750	18,750	0	18,750
SCHOEMACHER, STEPHANIE M.	6,000	6,000	0	0
SCHOOFS, INC.	4,565	1,695	2,870	0
SCHOTT FIBER OPTICS, INC.	3,859	3,859	0	0
SCHOTT GLASS TECHNOLOGIES, INC.	5,637	5,070	567	0
SCHROFF, INC.	2,787	2,787	0	0
SCHUMACHER, J. C. & CO.	57,667	47,487	10,180	0
SCHUNK GRAPHITE TECHNOLOGY	32,000	32,000	0	0
SCHWARTZ ELECTRO-OPTICS, INC.	35,650	35,650	0	0
SCIENCE APPLICATIONS INTERNATIONAL CORP. (SAIC)	14,692,881	13,883,973	808,908	12,401,007

Supplier Name	Total \$	SNL/NM \$	SNL/CA \$	NM \$
SCIENCE ELECTRONICS	4,010	4,010	0	4,010
SCIENCE HORIZONS, INC.	308,265	308,265	0	0
SCIENCE RESEARCH ASSOC., INC.	31,636	31,636	0	0
SCIENCE & ENGINEERING ASSOCIATES, INC. (SEA)	1,850,394	1,815,214	35,180	1,850,394
SCIENCE & TECHNOLOGY POLICY RESEARCH INSTITUTE	55,250	55,250	0	0
SCIENTECH, INC.	16,055	12,815	3,240	0
SCIENTIFIC COMPONENTS CORP.	8,366	7,447	919	0
SCIENTIFIC COMPUTING	2,300	2,300	0	0
SCIENTIFIC ECOLOGY GROUP, INC.	4,600	4,600	0	4,600
SCIENTIFIC GLASS ENGINEERING, INC. (SGE)	2,741	0	2,741	0
SCIENTIFIC GROUP	1,261	1,261	0	0
SCIENTIFIC INSTRUMENT CO.	155,531	106,390	49,140	0
SCIENTIFIC NOTEBOOK CO.	2,064	2,064	0	0
SCIENTIFIC RESEARCH INSTITUTE OF MEASUREMENT SYSTEMS	15,000	15,000	0	0
SCIENTIFIC SALES ASSOCIATES, INC.	957,351	957,351	0	957,351
SCIENTIFIC SALES, INC.	27,665	13,534	14,131	0
SCIENTIFIC SYSTEMS, INC.	4,396	4,396	0	4,396
SCIENTIFIC & ENGINEERING SOFTWARE, INC. (SES)	23,250	23,250	0	0
SCI-MA EDUCATION, INC.	50,082	50,082	0	0
SCINTAG, INC.	13,305	9,875	3,430	0
SCITECH INTERNATIONAL	4,939	1,015	3,924	0
SCO FEDERAL SYSTEMS GROUP	4,661	4,661	0	0
SCOTSMAN GROUP	67,030	0	67,030	0
SCOTT MACHINE DEVELOPMENT CORP.	3,013	2,676	337	0
SCOTT PUBLISHING, INC.	72,800	72,800	0	0
SCOTT SINQUEFIELD	2,700	0	2,700	0
SCOTT SPECIALTY GASES, INC.	21,447	5,773	15,674	0
SCOTT, ALLARD & BOHANNAN, INC.	34,750	34,750	0	0
SCREEN CO.	1,995	1,995	0	1,995
SCREENMUSIC INTERNATIONAL	2,750	2,750	0	0
SCRIBNER ASSOCIATES, INC.	2,495	2,495	0	0
SCT COMMUNICATIONS, INC.	39,845	39,845	0	0
SCUBA CO., THE	6,600	6,600	0	6,600
SDL, INC.	60,930	27,505	33,425	0
SDM, INC.	2,990	0	2,990	0
SE SYSTEMS, INC.	5,750	5,750	0	0
SEA CON	37,464	37,464	0	0
SEALED AIR CORP.	2,677	2,227	450	0
SEARS POWER & HAND TOOLS	5,345	4,555	790	0
SEARS-ROEBUCK & CO.	3,366	3,302	64	3,302
SEASTAR OPTICS	3,609	0	3,609	0
SEATTLE SPECIALTY CERAMICS, INC.	4,825	4,825	0	0
SEAY BROS., INC.	4,160	4,160	0	4,160
SECOND CHANCE	9,468	9,468	0	0
SECOND SOURCE COMPUTERS, INC.	47,042	47,042	0	0
SECOND SOURCE ELECTRONICS	1,089	0	1,089	0
SECURE COMPUTER COMMUNICATIONS, INC.	6,399	6,399	0	0
SECURE DOCUMENT SYSTEMS	6,610	6,610	0	0
SECURITY COMPUTER SALES	10,020	10,020	0	0
SECURITY DYNAMICS TECHNOLOGIES	8,097	0	8,097	0
SECURITY DYNAMICS, INC.	29,830	29,830	0	0
SECURITY ENGINEERED MACHINERY CO., INC. (SEM)	37,156	32,335	4,821	0
SECURITY GROUP OF NEW MEXICO	20,970	18,089	2,881	20,970
SEGUE SOFTWARE, INC.	8,045	8,045	0	0

Supplier Name	Total \$	SNL/NM \$	SNL/CA \$	NM \$
SEH AMERICA, INC.	4,350	4,350	0	0
SEIFERT X-RAY CORP.	34,845	34,845	0	0
SEIKO INSTRUMENTS USA, INC.	15,195	6,258	8,937	0
SEISMIC DIAGNOSTICS, INC.	21,888	21,888	0	0
SEKAI	9,080	9,080	0	0
SELECT SOLUTIONS	1,500	0	1,500	0
SELF PHOTO TECHNICAL	40,580	0	40,580	0
SELF-MANAGEMENT INSTITUTE	26,241	26,241	0	0
SELWAY MACHINE TOOLS	5,649	0	5,649	0
SEMAPHORE	1,505	1,505	0	0
SEMCO INSTRUMENTS, INC.	1,857	1,857	0	0
SEM-COM CO.	1,331	1,331	0	0
SEMI-ALLOYS CO.	12,682	12,682	0	0
SEMICONDUCTOR INDUSTRY	30,074	0	30,074	0
SEMICONDUCTOR PROCESSING CO., INC.	5,420	5,420	0	0
SEMIFAB, INC.	2,000	2,000	0	0
SEMI-GAS SYSTEMS, INC.	25,687	25,687	0	0
SEMIOTIX, INC.	1,251	1,251	0	0
SEMITEC	1,258	1,258	0	0
SEMITool, INC.	11,765	11,765	0	0
SEMY ENGINEERING, INC.	3,500	3,500	0	0
SENIGO, STEPHEN L.	9,000	9,000	0	9,000
SENSE 8 CORP.	26,335	2,850	23,485	0
SENSIDYNE, INC.	8,526	6,991	1,535	0
SENSOR MEDIC	6,400	6,400	0	0
SENSOR SYSTEMS, INC.	52,720	51,000	1,720	0
SENSORS UNLIMITED, INC.	88,800	88,800	0	0
SENSORS & SOFTWARE	38,860	38,860	0	0
SENSOTEC, INC.	12,598	10,859	1,739	1,050
SENSTAR CORP.	15,917	15,917	0	0
SENSYM, INC.	1,501	1,501	0	0
SENTECH SYSTEMS	4,014	0	4,014	0
SENTECH, INC.	127,477	127,477	0	0
SENTEX SYSTEMS, INC.	13,534	13,534	0	0
SENTROL, INC.	8,716	6,542	2,175	0
SENTRY SYSTEMS, INC.	4,574	4,574	0	0
SENTURIA, STEPHEN D.	33,000	33,000	0	0
SEN, R. K. & ASSOCIATES	100,000	100,000	0	0
SEQUENT COMPUTER SYSTEMS	154,176	154,176	0	0
SERFILCO, LTD.	3,090	344	2,746	0
SERTEK, INC.	11,511	11,511	0	0
SERVICE ELECTRIC SUPPLY	1,524	1,524	0	0
SERVICE MERCHANDISE	1,073	1,073	0	1,073
SERVICE PLUS	1,094	1,094	0	1,094
SERVOMETER CORP.	15,448	15,331	117	0
SES RESEARCH, INC.	5,455	5,455	0	0
SETON NAME PLATE CO.	4,907	3,090	1,817	0
SETRA SYSTEMS, INC.	5,390	5,390	0	0
SEVERN COMMUNICATIONS CORP.	2,495	2,495	0	0
SGC, INC.	21,752	14,818	6,934	0
SGI EXPRESS	22,536	22,536	0	0
SGL CARBON CORPORATION	2,653	0	2,653	0
SHAHINPOOR, MOHSEN	56,000	56,000	0	56,000
SHAMSI, TOM SERVICE	8,000	0	8,000	0
SHANE, KAREN D.	4,000	4,000	0	4,000
SHANNON, ROBERT	48,000	48,000	0	0
SHARMAN, INC.	4,605	0	4,605	0
SHARP, DONALD J.	7,500	7,500	0	7,500
SHASON MICROWAVE CORP.	50,745	50,745	0	0

Supplier Name	Total \$	SNL/NM \$	SNL/CA \$	NM \$
SHEDS PLUS, INC.	3,400	3,400	0	3,400
SHEERSPEED	3,198	3,198	0	0
SHELDAHL, INC.	55,669	55,669	0	0
SHEPHERD, J. L. & ASSOCIATES	63,000	63,000	0	0
SHERATON INN	47,377	0	47,377	0
SHERATON OLD TOWN	1,300	1,300	0	1,300
SHERMAN, H. B. TRAPS, INC.	7,406	7,406	0	0
SHERRITT, INC.	2,250	2,250	0	0
SHERWIN-WILLIAMS CO.	1,129	1,129	0	1,129
SHIPLEY ASSOCIATES	21,361	21,361	0	0
SHIPLEY CO., INC.	3,971	1,300	2,671	0
SHIVA CORP.	3,893	3,293	600	0
SHOEMAKER, DAN	4,250	4,250	0	0
SHOOTER & BUTTS, INC.	115,997	0	115,997	0
SHOOTERS DEN, THE	2,086	2,086	0	2,086
SHORE INSTRUMENT CO.	5,877	1,570	4,307	0
SHORTRIDGE INSTRUMENTS, INC.	2,590	2,590	0	0
SHRADER SCIENTIFIC, INC.	1,577	1,577	0	0
SHROCK, KENNETH W.	10,000	10,000	0	10,000
SI CORP.	38,065	38,065	0	0
SIEBENTHAL, CHARLES F., INC.	854,482	852,220	2,262	854,482
SIEMENS ANALYTICAL X-RAY INSTRUMENTS, INC.	52,785	52,785	0	0
SIEMENS ENERGY & AUTOMATION, INC.	1,900	1,900	0	0
SIEMENS INDUSTRIAL AUTOMATION	17,485	0	17,485	0
SIEMENS SOLAR INDUSTRIES	1,200	1,200	0	0
SIERRA COMPUTER SUPPLIES	1,710	0	1,710	0
SIERRA DETRIOT DIESEL ALLISON	4,153	0	4,153	0
SIERRA INSTRUMENTS, INC.	11,680	11,680	0	2,780
SIERRA MACHINERY, INC.	1,330	1,330	0	0
SIERRA PRODUCTS, INC.	7,546	0	7,546	0
SIERRA SCIENTIFIC	3,564	3,564	0	0
SIERRA TECHNOLOGIES CORP.	42,225	34,110	8,115	0
SIERRA VISTA OFFICE PRODUCTS, INC.	3,709	3,709	0	3,709
SIERS, MELVIN J., III	40,000	40,000	0	0
SIEVERT MANUFACTURING CO.	5,877	5,877	0	5,877
SIE, INC.	2,420	2,420	0	0
SIGLER & REEVES, INC.	13,845	13,845	0	13,161
SIGMA CHEMICAL CO.	12,125	1,149	10,976	0
SIGMA-ALDRICH TECHWARE	1,533	1,533	0	0
SIGNAL ANALYTICS CORP.	11,287	6,787	4,500	0
SIGNAL SYSTEMS	3,540	3,540	0	3,540
SIGNATURE FLIGHT SUPPORT	7,365	7,365	0	0
SIGNS NOW	4,981	4,981	0	4,981
SILICA SOURCE TECHNOLOGY CORP.	7,593	7,593	0	0
SILICON DESIGNS, INC.	3,570	3,570	0	0
SILICON GRAPHICS, INC.	3,157,011	2,253,669	903,343	1,289,282
SILICON HEIGHTS COMPUTERS	1,315,928	1,315,928	0	1,315,928
SILICON MICROSTRUCTURES, INC.	2,526	2,526	0	0
SILICON POWER CORP.	6,665	6,665	0	0
SILICON QUEST INTERNATIONAL (SQI)	14,107	14,107	0	0
SILICON SENSE, INC.	1,500	1,500	0	0
SILICON SOLUTIONS	24,710	24,710	0	24,710
SILICON VALLEY GROUP, INC.	202,309	202,309	0	0
SILICON WAREHOUSE	3,094	3,094	0	0
SILKSCREEN GRAPHICS, INC.	8,915	8,915	0	8,915
SILMA, INC.	81,650	81,650	0	0
SILVACO DATA SYSTEMS	40,795	40,795	0	0
SILVER HAMMER, INC.	330,839	330,839	0	330,839

Supplier Name	Total \$	SNL/NM \$	SNL/CA \$	NM \$
SILVER PLATTER INFORMATION, INC.	1,690	1,690	0	0
SILVER SALES, INC.	2,899	2,899	0	0
SILVER STATE HYDRAULIC SERVICES	1,151	1,151	0	0
SILVER STRIKE MOTEL	13,349	13,349	0	0
SILVERTHORN	1,350	1,350	0	0
SIMCO CO.	1,350	1,350	0	0
SIMCO ELECTRONICS	85,000	0	85,000	0
SIMMONS, JOSEPH	30,000	30,000	0	0
SIMON'S UNIFORMS, INC.	11,413	11,413	0	11,413
SIMON, ALBERT M.	10,500	10,500	0	10,500
SIMPACT ASSOCIATES, INC.	80,763	80,763	0	0
SIMPLEX, INC.	1,090	0	1,090	0
SIMPSON RUBBER STAMP CO.	16,801	16,801	0	16,801
SIMULA GOVERNMENT PRODUCTS, INC.	9,981	9,981	0	0
SINCLAIR OPTICS, INC.	18,679	18,679	0	0
SINEWAVE	30,000	30,000	0	30,000
SINTEF APPLIED THERMODYNAMICS	157,500	157,500	0	0
SIR SPEEDY PRINTING	5,419	5,419	0	5,419
SISNEROS-COOPER ENVIRONMENTAL CORP.	9,185	9,185	0	9,185
SI-TECH, INC.	1,176	1,176	0	0
SKANTEK CORP.	199,408	199,408	0	0
SKC GULFCOAST, INC.	5,318	5,318	0	0
SKC WEST, INC.	1,139	0	1,139	0
SKEIST, INC.	18,250	0	18,250	0
SKF CONDITION MONITORING	16,798	16,798	0	16,798
SKIPPER, DR. BETTY	27,000	27,000	0	27,000
SKM SYSTEMS ANALYSIS, INC.	4,300	4,300	0	0
SKRABLE, KENNETH W.	90,000	90,000	0	0
SKYTEL CORP.	3,516	3,516	0	0
SKYTEL FEDERAL	1,000	1,000	0	0
SL CORP.	31,200	31,200	0	0
SLICART	5,288	0	5,288	0
SLOAN TECHNOLOGY CORP.	38,205	38,205	0	0
SLOSS, LEON	35,000	20,000	15,000	0
SMALL PARTS, INC.	3,554	1,307	2,246	0
SMALL WORLD PUBLISHERS	150,000	150,000	0	150,000
SMALLEY STEEL RING CO.	2,131	0	2,131	0
SMALLEY & CO.	1,299	1,299	0	1,299
SMART CONTROLS	2,820	2,820	0	0
SMART MODULAR TECHNOLOGIES	4,975	4,975	0	0
SMF SYSTEMS CORP.	1,200	1,200	0	0
SMITH TECHNICAL EQUIPMENT CO.	24,685	24,685	0	0
SMITH & DENISON, INC.	4,015	0	4,015	0
SMITHY CO.	1,865	1,865	0	0
SMITH, DAVID G.	66,000	66,000	0	0
SMITH, JUDSON A. CO.	1,200	1,200	0	0
SMITH, J. & ASSOCIATES, INC.	171,144	171,144	0	171,144
SMITH, KIMBALL A.	15,000	15,000	0	15,000
S-MOS SYSTEMS	14,190	14,190	0	0
SNADER, R. E. & ASSOCIATES	8,891	0	8,891	0
SNAP-ON TOOLS CORP.	48,284	36,439	11,845	34,834
SNMP RESEARCH INTERNATIONAL	29,500	29,500	0	0
SNOW CO., INC.	15,280	15,280	0	15,280
SNOW, GARY S.	4,875	4,875	0	4,875
SNPO ELERON	210,946	210,946	0	0
SNYDER, JILL Y.	61,000	61,000	0	61,000
SOCHA CO., INC., THE	11,364	11,364	0	11,364
SOCIETY FOR COMPUTER SIMULATION	1,934	1,934	0	0
SOFTDESK, INC.	1,020	0	1,020	0

Supplier Name	Total \$	SNL/NM \$	SNL/CA \$	NM \$
SOFTIMAGE	2,758	2,758	0	0
SOFTMART	5,375	5,375	0	0
SOFTSHELL	4,251	4,055	196	0
SOFT-SWITCH, INC.	4,032	4,032	0	0
SOFTWARE ASSOCIATES, INC.	6,678	6,678	0	0
SOFTWARE CONSULTING SERVICES	2,140	2,140	0	0
SOFTWARE MADE EASY	4,875	0	4,875	0
SOFTWARE MAINTENANCE & DEVELOPMENT SYSTEMS, INC.	11,050	11,050	0	0
SOFTWARE RESEARCH, INC.	7,355	7,355	0	0
SOFTWARE SPECTRA, INC.	2,100	2,100	0	0
SOFTWARE SURGERY, INC.	16,804	16,804	0	0
SOFTWEAR COMPUTERS	2,664	2,664	0	2,664
SOIL MEASUREMENT SYSTEMS	4,290	4,290	0	0
SOILMOISTURE EQUIPMENT CORP.	19,372	19,372	0	0
SOL GRAPHICS DESIGN	1,000	1,000	0	0
SOLAR ELECTRIC CO., INC.	16,500	16,500	0	16,500
SOLAR ENERGY INDUSTRIES ASSOCIATION	96,064	96,064	0	0
SOLAR KINETICS, INC.	311,025	311,025	0	0
SOLAR OUTDOOR LIGHTING	1,950	1,950	0	0
SOLAR POWER & LIGHT, INC.	10,000	10,000	0	0
SOLAR SYSTEMS & PERIPHERALS, INC.	30,275	30,275	0	0
SOLAREX CORP.	2,500	2,500	0	0
SOLARTRON INSTRUMENTS	2,378	2,278	100	0
SOLE & ASSOCIATES, INC.	12,300	12,300	0	0
SOLID CONCEPTS, INC.	2,995	2,995	0	0
SOLIDIFORM, INC.	5,110	5,110	0	0
SOLINST CANADA, LTD.	1,212	1,212	0	0
SOLITEC WAFER PROCESSING	16,744	8,284	8,460	0
SO-LOW ENVIRONMENTAL CO., INC.	13,698	13,698	0	0
SOLSOURCE COMPUTERS, INC.	12,077	0	12,077	0
SOLUTION SYSTEM TECHNOLOGIES	8,445	8,445	0	0
SOLVE, INC.	15,625	15,625	0	0
SONGTECH INTERNATIONAL	4,755	0	4,755	0
SONITECH INTERNATIONAL	26,871	26,871	0	26,871
SONIX, INC.	6,550	0	6,550	0
SONNET SOFTWARE	5,325	5,325	0	0
SONY CORP. OF AMERICA	163,157	161,665	1,492	29,885
SONY GSA	36,490	36,490	0	36,490
SORENSEN CO.	1,268	1,268	0	0
SORENSEN, JAY	3,500	3,500	0	3,500
SOS TELE-DATA, INC.	26,367	26,367	0	0
SOSNY SCIENTIFIC AND TECHNICAL CENTER	86,447	86,447	0	0
SOUND AMERICA CORP.	1,197	1,197	0	0
SOURCE DIGITAL SYSTEM	3,588	3,588	0	0
SOURCE DIVERSIFIED, INC.	16,480	0	16,480	0
SOURCE, INC., THE	35,938	35,938	0	32,500
SOUTH BAY TECHNOLOGY, INC.	25,234	23,815	1,419	0
SOUTH HILLS DATACOMM	1,848	172	1,676	0
SOUTHEAST READY MIX, INC.	11,600	11,600	0	11,600
SOUTHERN CALIFORNIA BRAIDING, INC.	30,401	30,401	0	0
SOUTHERN IOWA MANUFACTURING CO.	49,045	49,045	0	0
SOUTHERN METHODIST UNIVERSITY	24,119	24,119	0	0
SOUTHWEST CARDIOLOGY ASSOCIATES, PA	20,000	20,000	0	20,000
SOUTHWEST CENTER FOR CODES	1,206	1,206	0	1,206
SOUTHWEST CONTROLS, INC.	2,136	2,136	0	0
SOUTHWEST CYBERPORT	1,000	1,000	0	1,000
SOUTHWEST DISTRIBUTING CO.	61,004	61,004	0	61,004
SOUTHWEST ENGINEERING ASSOCIATES	3,587,135	3,587,135	0	730,000

Supplier Name	Total \$	SNL/NM \$	SNL/CA \$	NM \$
SOUTHWEST HAZARD CONTROL, INC.	10,229,504	10,229,504	0	0
SOUTHWEST MACHINE & FABRICATION, INC.	78,808	78,808	0	78,808
SOUTHWEST MICROWAVE, INC.	27,771	27,771	0	0
SOUTHWEST PERSONNEL, INC.	1,142,613	1,142,613	0	1,142,613
SOUTHWEST PIPING SUPPLIES, INC.	1,731	1,731	0	1,731
SOUTHWEST QUALITY SUPPLIES, INC.	38,810	5,024	33,786	38,810
SOUTHWEST RADIOGRAPHICS, INC.	11,834	11,834	0	11,834
SOUTHWEST RUBBER INDUSTRIAL	1,997	1,997	0	1,997
SOUTHWEST SEAL & SUPPLY CO.	31,550	31,550	0	31,550
SOUTHWEST SOFTWARE	25,000	25,000	0	25,000
SOUTHWEST SPECIALTY MICRO SYSTEMS	48,500	48,500	0	48,500
SOUTHWEST SPORTING GOODS	6,194	6,194	0	6,194
SOUTHWEST TECHNICAL ASSOCIATES	1,000	780	220	1,000
SOUTHWEST TECHNICAL SERVICES	8,984	8,984	0	8,984
SOUTHWEST TRACTOR	4,500	4,500	0	4,500
SOUTHWEST TRANE	80,053	80,053	0	80,053
SOUTHWEST WATER CONDITIONING	29,560	29,560	0	29,560
SOUTHWEST WIRE & CABLE	111,949	111,949	0	111,949
SOUTHWESTERN AUTOMATION SYSTEMS	2,880	2,880	0	0
SOUTHWESTERN INDIAN POLYTECHNIC INSTITUTE	44,605	44,605	0	44,605
SOUTHWESTERN INDUSTRIAL, INC.	2,200	2,200	0	2,200
SOZEN, METE A.	15,000	15,000	0	0
SP INDUSTRIES LP	9,643	9,643	0	0
SPACE ELECTRONICS, INC.	134,569	132,697	1,872	0
SPACE GLASS	6,959	6,959	0	0
SPACE OPTICS RESEARCH LABS	12,875	12,875	0	0
SPACECRAFT COMPONENTS CORP.	39,557	37,527	2,030	0
SPACESAVER CORP.	80,996	80,996	0	64,173
SPACETEC, INC. CORP.	5,906	5,906	0	0
SPANG & CO.	1,316	1,316	0	0
SPARKS PERSONNEL SERVICES	15,000	15,000	0	0
SPARROW CORP.	22,745	0	22,745	0
SPARTA, INC.	21,255	21,255	0	0
SPARTON TECHNOLOGY, INC.	239,346	239,346	0	239,346
SPATIAL TECHNOLOGY, INC.	74,995	74,995	0	0
SPC SYSTEMS LIMITED	3,110	3,110	0	0
SPECIAL OPTICS	16,610	11,810	4,800	0
SPECIAL PLASTIC SYSTEMS, INC.	2,168	1,700	468	0
SPECIAL TEE INDUSTRIES	3,619	0	3,619	0
SPECIALIZED PRODUCTS CO.	6,921	4,685	2,236	0
SPECIALTY AC PRODUCTS, INC.	2,166	0	2,166	0
SPECIALTY COATING SYSTEMS, INC.	1,000	1,000	0	0
SPECIALTY COMMUNICATIONS	25,102	25,102	0	25,102
SPECIALTY CORP.	6,750	6,750	0	6,750
SPECIALTY ENGINEERING ASSOCIATES	1,500	1,500	0	0
SPECIALTY GLASS PRODUCTS	1,500	1,500	0	0
SPECIALTY INDUSTRIES	10,479	0	10,479	0
SPECIALTY MOVING SYSTEMS	65,000	0	65,000	0
SPECTOR, LEONARD	16,300	16,300	0	0
SPECTRA DIODE LABS	1,600	1,600	0	0
SPECTRA ENGINEERING, INC.	2,367	2,367	0	0
SPECTRA GASES, INC.	41,158	0	41,158	0
SPECTRA RESEARCH INSTITUTE	5,933,812	5,933,812	0	5,933,812
SPECTRA SYSTEMS	10,171	10,171	0	0
SPECTRACOMP COMMUNICATIONS CORP.	342,381	342,381	0	0
SPECTRAL DATA SERVICES, INC.	16,990	16,990	0	0
SPECTRAL ENERGY CORP.	13,209	13,209	0	0
SPECTRAL PRECISION, INC.	16,600	16,600	0	0

Supplier Name	Total \$	SNL/NM \$	SNL/CA \$	NM \$
SPECTRA-MAT, INC.	10,296	978	9,318	0
SPECTRAN SPECIALTY OPTICS CO.	18,621	18,621	0	0
SPECTRA-PHYSICS LASERS, INC.	85,359	61,633	23,726	0
SPECTRA-PHYSICS OPTICS CORP.	4,000	4,000	0	0
SPECTRA-PHYSICS, INC.	96,565	94,847	1,718	0
SPECTRA-TECH, INC.	3,805	1,980	1,825	0
SPECTREX CORP.	2,427	595	1,832	0
SPECTRO GROUP, INC., THE	2,213	2,213	0	2,213
SPECTROCELL, INC.	3,290	3,290	0	0
SPECTROGON US, INC.	3,225	0	3,225	0
SPECTRON MICROSYSTEMS, INC.	14,950	14,950	0	0
SPECTRUM CHROMATOGRAPHY	1,320	1,320	0	0
SPECTRUM CONTROL, INC.	13,990	13,990	0	0
SPECTRUM DIAGNOSTIX	44,423	0	44,423	0
SPECTRUM INSTRUMENTS	3,845	3,845	0	3,845
SPECTRUM INTERNATIONAL	33,256	33,256	0	0
SPECTRUM SIGNAL PROCESSING, INC.	22,535	2,600	19,935	0
SPECTRUM TRADING	41,514	40,884	630	0
SPEED VISION ASSOCIATES	14,775	14,775	0	0
SPEEDRING SYSTEMS CORP.	118,448	116,400	2,048	0
SPEEDY CIRCUITS	16,416	16,416	0	0
SPELLMAN HIGH VOLTAGE ELECTRONIC CORP.	5,742	4,912	830	0
SPENARD BUILDERS SUPPLY	5,000	5,000	0	0
SPENCER MANAGEMENT ASSOCIATES	200,000	200,000	0	0
SPENCER, CHARLES E.	5,200	5,200	0	5,200
SPEX CHEMICAL & SAMPLE PREPARATION	11,604	9,796	1,808	0
SPINDLER & HOYER, INC.	33,334	1,877	31,457	0
SPIRA MANUFACTURING CORP.	2,850	2,850	0	0
SPIRE TECHNOLOGIES, INC.	3,663	3,663	0	0
SPIRICON, INC.	29,800	29,800	0	0
SPIRIT ELECTRONICS, INC.	2,050	2,050	0	0
SPRAGUE ELECTRIC CO.	6,710	6,710	0	0
SPRINKLER IRRIGATION SPECIALISTS	4,646	0	4,646	0
SPRUNG INSTANT STRUCTURES	12,190	12,190	0	0
SPRY, INC.	1,126	1,126	0	0
SPSS, INC.	2,664	2,664	0	0
SPX CORP.	2,037	2,037	0	2,037
SPYGLASS, INC.	44,076	36,997	7,079	0
SPYRUS, INC.	3,750	3,750	0	0
SQA, INC.	7,485	7,485	0	0
SRC SYSTEMS, INC.	8,595	5,245	3,350	0
SRI INSTRUMENTS, INC.	26,092	26,092	0	0
SRI INTERNATIONAL	142,418	125,418	17,000	0
S-S TECHNOLOGIES	13,803	13,803	0	0
SSK INDUSTRIES	4,633	4,633	0	0
ST MICROWAVE CORP.	1,185	1,185	0	0
STADCO	37,991	37,991	0	0
STAINLESS PIPE & FITTING SUPPLY CO., INC.	1,860	0	1,860	0
STANDARD MACHINE COMPANY	75,360	75,360	0	75,360
STANDARD PARTS & EQUIPMENT CORP.	45,127	45,127	0	0
STANDARD WIRE & CABLE CO.	2,831	0	2,831	0
STANFORD RESEARCH SYSTEMS, INC. (SRS)	272,237	173,612	98,625	0
STANFORD RESOURCES	3,150	3,150	0	0
STANFORD TELECOMMUNICATIONS, INC.	2,857,837	2,857,837	0	0
STANFORD TELECOM, INC.	1,320	1,320	0	0
STANFORD, LELAND JR. UNIVERSITY	705,624	270,808	434,816	0
STANGENES INDUSTRIES, INC.	5,440	5,440	0	0
STANLEY BOSTITCH, INC.	1,132	1,132	0	0
STANLEY-VIDMAR, INC.	85,630	59,214	26,416	0

Supplier Name	Total \$	SNL/NM \$	SNL/CA \$	NM \$
STANSPEC CORP.	11,753	11,753	0	0
STANTON VIDEO SERVICE, INC.	8,905	0	8,905	0
STAR INSULATION OF NEW MEXICO, INC.	75,000	75,000	0	75,000
STAR TECH	1,476	1,476	0	1,476
STAR TEMPORARIES, INC.	78,000	78,000	0	0
STAR TOOL CO.	2,500	2,500	0	2,500
STARCO	13,360	13,360	0	13,360
STARK INDUSTRIAL SUPPLY CO.	1,400	1,400	0	1,400
STARLINE PRINTING	15,273	15,273	0	15,273
STARNA CELLS, INC.	2,924	0	2,924	0
STARNINE TECHNOLOGIES	3,240	3,240	0	0
STARRETT, L. S. CO.	1,478	1,478	0	0
STARR, DR. GREGORY P.	21,000	21,000	0	21,000
STASIO, TERESA A.	10,000	0	10,000	0
STATE CON, LTD.	5,412	5,412	0	0
STATE OF NEW MEXICO	3,000	3,000	0	3,000
STATE SURGICAL SUPPLY, INC.	2,046	0	2,046	0
STATEK CORP.	9,176	9,176	0	0
STATSOFT, INC.	1,295	1,295	0	0
STATWARE, INC.	2,690	2,690	0	0
STAUBLI UNIMATION, INC.	3,680	0	3,680	0
STAVELEY INSTRUMENTS, INC.	4,020	4,020	0	0
STAVELEY SENSORS, INC.	6,607	5,007	1,600	0
STAYWELL HEALTH MANAGEMENT SYSTEMS, INC.	7,000	7,000	0	0
STEAM & PLUMBING	31,511	0	31,511	0
STEBBINS, WAYNE L.	4,841	4,841	0	0
STEINBERG, GERALD M.	30,000	30,000	0	0
STEINBRUNER, JOHN	6,300	6,300	0	0
STEINER FILM, INC.	10,136	10,136	0	0
STELLAR INDUSTRIES	1,465	1,465	0	0
STELLAR SECURITY PRODUCTS, INC.	42,835	42,835	0	0
STELLAR SYSTEM	15,590	15,590	0	0
STELLAR TECH	3,900	0	3,900	0
STELLITE COATINGS	6,869	6,869	0	0
STEP TOOLS, INC.	4,335	4,335	0	0
STEPHENS, DANIEL B. & ASSOCIATES, INC.	75,000	75,000	0	75,000
STERLING AUTOMATION, INC.	1,372	1,372	0	1,372
STERLING ELECTRONICS CORP.	46,688	46,409	279	46,409
STERLING SOFTWARE, INC.	6,824	4,424	2,400	0
STEVENS ENGINEERING, INC.	6,288	0	6,288	0
STEVENSON & ASSOCIATES	15,000	15,000	0	0
STEVENS, WILLIAM L.	3,500	3,500	0	3,500
STEVEN, K. L. CO., INC.	47,677	47,677	0	47,677
STEWART & STEVENSON POWER, INC.	24,417	24,417	0	24,417
STEWART, GEORGE	36,000	0	36,000	0
STIK/STRIP, INC.	2,526	2,526	0	0
STIM-LAB, INC.	22,475	22,475	0	0
STINSON ELECTRIC	3,600	3,600	0	0
STIRLING TECHNOLOGY CO.	5,287	5,287	0	0
STIXON LABELS & NEW MEXICO PLASTICS	1,558	1,558	0	1,558
STN INTERNATIONAL	2,000	2,000	0	0
STN-COLUMBUS	137,000	137,000	0	0
STOCKLEY, CHARLES H.	10,000	0	10,000	0
STOCKTON STATE COLLEGE	48,050	48,050	0	0
STOCKTON TELECOMMUNICATIONS, INC.	18,059	18,059	0	18,059
STOCKTON WINDUSTRIAL CO.	8,097	0	8,097	0
STOKES VACUUM, INC.	62,364	62,364	0	0
STOKES-MERRILL CORP.	30,855	30,855	0	0

Supplier Name	Total \$	SNL/NM \$	SNL/CA \$	NM \$
STOLLER, S. M. CORP.	78,800	78,800	0	78,800
STOLL, KAREN	10,000	10,000	0	10,000
STONE BROTHERS	145,000	145,000	0	0
STONE TECHNOLOGIES CORP.	1,014	1,014	0	0
STONER ASSOCIATES, INC.	5,145	5,145	0	0
STORAGE TECHNOLOGY CORP.	295,427	328,865	(33,438)	79,379
STORAGETEK DISTRIBUTED SYSTEMS DIV., INC.	12,000	12,000	0	0
STORED ENERGY SYSTEMS	2,490	0	2,490	0
STORM PRODUCTS CO.	4,108	4,108	0	0
STORNET, INC.	4,895	4,895	0	0
STRAINERT CO.	2,062	2,062	0	0
STRATEGIC COMMUNICATIONS	5,000	5,000	0	0
STRATEGIC MACHINE TOOL, INC.	22,712	22,712	0	0
STRATEGIC MAPPING, INC.	5,625	5,625	0	0
STRATEGIES UNLIMITED	2,950	2,950	0	0
STRAUB, HARRY	12,900	5,500	7,400	0
STRAWBERRY TREE COMPUTER	12,104	12,104	0	0
STREAM	7,699	0	7,699	0
STRESAU LABORATORY, INC.	9,970	9,970	0	0
STRIDE, INC.	1,606	1,606	0	1,606
STROHL SYSTEMS	5,400	5,400	0	0
STRUCTURAL BEHAVIOR ENGINEERING LABORATORIES, INC. (SBEL)	124,924	124,924	0	0
STRUCTURAL DYNAMICS RESEARCH CORP. (SDRC)	401,789	401,789	0	0
STRUCTURAL RESEARCH & ANALYSIS CORP.	83,294	83,294	0	0
STRUCTURE PROBE, INC.	5,524	5,524	0	0
STRUERS, INC.	8,032	7,592	440	0
STRYKER, STEVEN C. ASSOCIATES	14,800	14,800	0	0
STUBBLEFIELD SCREEN PRINT CO.	1,690	1,690	0	1,690
STUDIO BLUE REPROGRAPHICS, INC.	13,768	0	13,768	0
STUHR MANUFACTURING CO.	2,416	2,416	0	0
ST. BERNARD SOFTWARE	1,580	0	1,580	0
ST. JOHN, LEO R.	10,000	10,000	0	0
SUBIA CORP.	213,412	213,412	0	213,412
SUBSURFACE EXPLORATION EQUIPMENT RENTALS	46,050	46,050	0	0
SUBURBAN PROPANE	92,425	92,375	50	0
SUCCESSORIES, INC.	1,827	779	1,047	0
SULA TECHNOLOGIES	19,990	19,990	0	0
SULLAIR PACIFIC	1,664	0	1,664	0
SULLIVAN, JEREMIAH D.	7,500	7,500	0	0
SULZER METCO, INC.	1,644	1,644	0	0
SUMIKIN BUSSAN	3,996	3,156	840	0
SUMMIT CONSTRUCTION	77,099	77,099	0	77,099
SUMMIT ELECTRIC SUPPLY, INC.	2,212,700	2,212,700	0	2,211,307
SUMMIT LEVEL ENGINEERING	1,450	0	1,450	0
SUMMIT TRAINING SOURCE, INC.	2,507	1,763	744	0
SUMPTER, KENNETH C.	60,000	60,000	0	0
SUN COUNTRY INDUSTRIES, INC.	433,379	433,379	0	433,379
SUN EXPRESS, INC.	6,903	0	6,903	0
SUN GRAPHICS, INC.	1,282	1,282	0	1,282
SUN MICROSYSTEMS, INC.	3,823,598	2,997,076	826,522	2,987,556
SUN PNEUMATICS	1,365	1,365	0	0
SUN & SON	30,548	30,548	0	30,548
SUNBANK ELECTRONICS, INC.	4,211	4,211	0	0
SUNBELT BUSINESS COMPUTERS	1,215	1,215	0	0
SUNBELT GEOPHYSICS	2,950	2,950	0	2,950

Supplier Name	Total \$	SNL/NM \$	SNL/CA \$	NM \$
SUNBELT OPTICAL CO.	102,558	102,558	0	102,558
SUNCOAST TECHNOLOGIES, INC.	9,117	9,117	0	0
SUNEXPRESS, INC.	68,586	40,247	28,340	0
SUNLAND INTERNATIONAL	5,700	5,700	0	5,700
SUNLAND SANITARY SUPPLY, INC.	561,301	561,301	0	561,301
SUNLAND SUPPLY CO., INC.	5,255	5,255	0	0
SUNNEX, INC.	1,828	1,828	0	0
SUNNYVALE WINDUSTRIAL CO.	2,185	0	2,185	0
SUNOL TECHNOLOGIES, INC.	8,000	8,000	0	0
SUNRISE IMAGING, INC.	84,200	0	84,200	0
SUNRISE SYSTEMS	2,846	2,846	0	2,846
SUNSERVICE, INC.	11,908	9,689	2,219	0
SUNWEST BUSINESS FORMS, INC.	1,142	1,142	0	1,142
SUNWEST COMMUNICATIONS, INC.	1,099	1,099	0	1,099
SUNWEST COMPUTING SERVICES, INC. (SCSI)	97,200	97,200	0	97,200
SUNWIZE ENERGY SYSTEMS	2,595	2,595	0	0
SUPELCO, INC.	11,942	11,295	647	0
SUPER PLUMBING SUPPLY	27,634	0	27,634	0
SUPER WORKSTATION, INC.	4,900	4,900	0	0
SUPERBOLT, INC.	4,200	4,200	0	0
SUPERFLOW CORP.	5,940	0	5,940	0
SUPERIOR BUSINESS PRODUCTS, INC.	1,308	1,308	0	1,308
SUPERIOR DESIGN, INC.	50,000	0	50,000	0
SUPERIOR MACHINE	23,940	23,940	0	23,940
SUPERIOR MACHINE & SERVICE CO.	6,926	0	6,926	0
SUPREME AUDIO, INC.	1,037	1,037	0	0
SURCOM ASSOCIATES, INC.	3,556	3,556	0	0
SURFACE INTERFACE, INC.	17,586	12,920	4,666	0
SURFACE MOUNT DISTRIBUTION, INC.	2,355	2,355	0	0
SURFACE OPTICS CORP.	3,343	3,343	0	0
SURGICAL DIMENSIONS	3,248	0	3,248	0
SURVEYING CONTROL, INC.	1,000	1,000	0	1,000
SURVEYORS SUPPLY	6,998	6,998	0	6,998
SUSIE-CAD, INC.	1,394	1,394	0	0
SUSS, KARL AMERICA, INC.	18,620	18,620	0	0
SUTIN, THAYER & BROWNE	161,612	161,612	0	161,612
SUTTORA & SUTTORA PHOTOGRAPHY	4,000	0	4,000	0
SWAN TECHNOLOGIES	2,088	2,088	0	0
SWANSON SERVICE CORP.	19,160	19,160	0	0
SWAN, THOMAS & CO., LTD.	15,750	15,750	0	0
SWISS JEWEL CO.	1,308	1,308	0	0
SYBASE, INC.	256,574	256,574	0	0
SYEX EXPRESS	5,405	0	5,405	0
SYLVEST MANAGEMENT SYSTEMS	268,143	268,143	0	0
SYMANTEC CORP.	1,277	477	800	0
SYMARK SOFTWARE	1,250	1,250	0	0
SYMBOL TECHNOLOGIES	4,270	4,270	0	0
SYMBOLICS, INC.	13,824	13,824	0	0
SYMETRICS, INC.	29,732	29,732	0	0
SYMMETRIC INTERCONNECT SYSTEMS, INC.	3,282	3,282	0	0
SYNCSORT, INC.	3,420	3,420	0	0
SYNOPSIS LOGIC MODELING	72,348	72,348	0	0
SYNOPTICS	1,099	1,099	0	0
SYNTAC TECHNOLOGY, INC.	2,700	2,700	0	0
SYNTAX SYSTEMS, INC.	197,593	197,593	0	0
SYSKOM SERVICES, INC.	19,561	0	19,561	0
SYSTECH	2,038	2,038	0	0
SYSTEM ENGINEERING INTERNATIONAL	106,484	102,687	3,798	0
SYSTEM GENERAL CORP.	10,430	10,430	0	0

Supplier Name	Total \$	SNL/NM \$	SNL/CA \$	NM \$
SYSTEMS CONTROL SPECIALIST, INC.	25,613	25,613	0	0
SYSTEMS EFFECTIVENESS ASSOCIATES, INC.	260,000	260,000	0	0
SYSTEMS ENGINEERING, INC.	1,245	0	1,245	0
SYSTEMS IMPROVEMENT	10,250	10,250	0	0
SYSTEMS INTEGRATION PLUS, INC.	303,932	303,932	0	0
SYSTEMS MODELING CORP.	12,235	12,235	0	0
SYSTEMS RESOURCE GROUP	2,539	0	2,539	0
SYSTEMS SOLUTIONS	5,800	5,800	0	5,800
SYSTEMS WIRELESS, LTD.	4,599	0	4,599	0
SYSTEMS & SOFTWARE GROUP, INC.	31,221	31,021	200	0
SYSTRAN CORP.	3,184	3,184	0	0
SYSTRON-DONNER	209,872	214,362	(4,490)	0
T&C TANK RENTAL & ANCHOR SERVICE CORP.	37,500	37,500	0	37,500
T&M RESEARCH PRODUCTS	26,552	26,552	0	26,552
T&R ENTERPRISES	1,250	1,250	0	1,250
TA INSTRUMENTS, INC.	80,685	80,685	0	0
TAB BUSINESS SYSTEMS, INC.	3,607	3,607	0	3,607
TAB MANUFACTURING, INC.	230,205	230,205	0	230,205
TAB PRODUCTS CO.	5,514	0	5,514	0
TABER INDUSTRIES	35,106	0	35,106	0
TAD RESOURCES INTERNATIONAL, INC.	1,247,720	1,097,720	150,000	1,097,720
TAD TECHNICAL SERVICES CORP.	1,100,500	90,000	1,010,500	90,000
TADPOLE TECHNOLOGIES	72,766	40,611	32,155	0
TAGLIAFERRI, EDWARD	40,000	40,000	0	0
TAHOE PERIPHERALS	1,890	0	1,890	0
TAKE FIVE SOFTWARE	3,438	0	3,438	0
TALANDIC RESEARCH CORP.	15,028	0	15,028	0
TALARIS SYSTEMS, INC.	7,540	5,207	2,333	0
TALLEY COMMUNICATIONS CORP.	45,650	45,650	0	0
TALNACK & ASSOCIATES	2,876	0	2,876	2,876
TAM INTERNATIONAL	50,142	50,142	0	0
TAMRON INDUSTRIAL OPTICS	1,052	1,052	0	0
TANDY CORP.	9,483	8,262	1,221	8,262
TANNER RESEARCH, INC.	61,270	61,270	0	0
TAN, DR. YEN T.	25,000	0	25,000	0
TARGETRONIX CORP.	12,181	12,181	0	0
TARTAN	4,190	4,190	0	0
TATE INTERIOR PRODUCTS	11,632	11,632	0	0
TATE'S AUTO CENTER	1,194	1,194	0	0
TAUBER ELECTRONICS, INC.	3,344	3,344	0	0
TAVCO, INC.	1,920	1,920	0	0
TAVIS CORP.	15,011	15,011	0	0
TAYCAR ENTERPRISES, INC.	185,024	185,024	0	185,024
TAYLOR MADE OFFICE SYSTEMS, INC.	77,856	0	77,856	0
TAYLOR MEDICAL SUPPLY	24,897	24,897	0	24,897
TAYLOR MERCHANT CORP.	2,049	2,049	0	0
TAYLOR RENTAL PARTY PLUS	1,315	0	1,315	0
TAYLOR SIMPKINS OF NEW MEXICO, INC.	1,540	1,540	0	1,540
TAYLOR, GARY C.	4,000	4,000	0	0
TAYLOR, TERENCE	12,000	0	12,000	0
TBG MICROGRAPHIC SERVICES	2,700	0	2,700	0
TBW INDUSTRIES, INC.	2,400	2,400	0	0
TC COMPUTERS	8,308	8,308	0	0
TCI ALUMINUM	3,380	0	3,380	0
TCI SOFTWARE RESEARCH, INC.	2,144	2,144	0	2,144
TCUBED SYSTEMS, INC.	17,192	17,192	0	0
TDW	16,000	16,000	0	0
TEAC CORP. OF AMERICA	17,070	17,070	0	1,500
TEAM ATE	13,199	13,199	0	0

Supplier Name	Total \$	SNL/NM \$	SNL/CA \$	NM \$
TEAM SPECIALTY PRODUCTS CORP.	646,078	646,078	0	646,078
TEANEY, PAUL E.	99,000	99,000	0	0
TECDIA	1,615	1,615	0	0
TECH CIRCUITS, INC.	10,008	10,008	0	0
TECH CRAFT, INC.	3,600	0	3,600	0
TECH PHOTO SERVICES, INC.	3,299	3,299	0	0
TECH PRODUCTS CORP.	1,075	1,075	0	0
TECH REP SALES CO., INC.	1,280	1,280	0	0
TECH REPS, INC.	14,707,857	14,707,857	0	14,707,857
TECH SEARCH INTERNATIONAL	1,500	1,500	0	0
TECHLINK	1,000	1,000	0	0
TECHNADYNE ENGINEERING CONSULTANTS, INC.	3,677,865	3,677,865	0	3,677,865
TECHNIC	8,100	0	8,100	0
TECHNICA USA	2,507	0	2,507	0
TECHNICAL CABLE CONCEPTS	1,220	1,220	0	0
TECHNICAL COMMUNICATION SERVICES, INC.	4,000	4,000	0	4,000
TECHNICAL COMMUNICATIONS CORP.	2,975	0	2,975	0
TECHNICAL COMPONENTS CO., INC.	1,862	1,862	0	0
TECHNICAL DEVICES CO.	30,563	30,563	0	0
TECHNICAL ENGINEERING SERVICES	15,800	0	15,800	0
TECHNICAL ENTERPRISES & ASSOCIATES, INC.	479,377	479,377	0	479,377
TECHNICAL GLASS PRODUCTS	6,252	6,252	0	0
TECHNICAL HEATERS, INC.	2,331	0	2,331	0
TECHNICAL INSTRUMENT CO.	7,518	0	7,518	0
TECHNICAL MANUFACTURING CORP.	11,347	11,347	0	0
TECHNICAL MARKETING MANUFACTURING, INC.	3,249	3,249	0	2,550
TECHNICAL ORDNANCE, INC.	4,800	4,800	0	0
TECHNICAL SAFETY SERVICES, INC.	11,253	0	11,253	0
TECHNICAL SERVICES ASSOCIATES (TSA)	2,050	2,050	0	0
TECHNICAL SUPPORT CORP.	262,500	262,500	0	262,500
TECHNIC, INC.	12,563	7,390	5,173	0
TECHNIPURE, INC.	170,195	170,195	0	170,195
TECHNI-TOOL, INC.	15,828	14,156	1,673	0
TECHNOLOGY 80, INC.	2,215	2,115	100	0
TECHNOLOGY EXPRESS	2,392	2,392	0	0
TECHNOLOGY GROUP, THE	10,000	10,000	0	0
TECHNOLOGY INTERCHANGE GROUP, INC.	2,065	2,065	0	0
TECHNOLOGY MARKETING ASSOCIATES	2,050	2,050	0	0
TECHNOLOGY MODELING ASSOCIATES	8,400	8,400	0	0
TECHNOLOGY WORKS, INC.	1,772	0	1,772	0
TECHNOSOFT	1,200	1,200	0	0
TECHSOURCE CONSULTING, INC.	4,886,503	4,886,503	0	4,886,503
TECHSTYLES, INC.	3,469	3,469	0	0
TECHWARE SYSTEMS CORP.	18,400	18,400	0	0
TECHWORKS	3,653	1,499	2,154	0
TECMAG, INC.	5,000	5,000	0	0
TECOM INDUSTRIES, INC.	2,685	2,685	0	0
TECO, INC.	1,637	0	1,637	0
TEGAL SCIENTIFIC, INC.	9,392	9,392	0	0
TEGAM, INC.	3,630	3,630	0	0
TEI ENGINEERED PRODUCTS, INC.	1,270	1,270	0	0
TEKMAR CO.	3,251	1,904	1,347	0
TEKNON CORP.	1,875	1,875	0	1,875
TEKSCAN, INC.	94,500	0	94,500	0
TEKTRONIX, INC.	2,377,221	2,063,960	313,261	1,156,044
TEK-VAC INDUSTRIES, INC.	229,300	229,300	0	0
TELCO ELECTRIC, INC.	5,226	5,226	0	5,226
TELEBYTE TECHNOLOGY, INC.	1,265	1,265	0	0

Supplier Name	Total \$	SNL/NM \$	SNL/CA \$	NM \$
TELECOM SOLUTIONS	132,594	132,594	0	0
TELECOMMUNICATIONS TECHNIQUES CORP. (TTC)	71,263	44,558	26,705	0
TELEDESIGN SYSTEMS, INC.	2,960	2,960	0	0
TELEDYNE INDUSTRIES, INC.	13,527	12,347	1,180	0
TELEDYNE RYAN AERONAUTICAL	88,846	88,846	0	0
TELEDYNE, INC.	20,478	20,478	0	3,612
TELEGENIX/GRIM CORP.	20,200	20,200	0	0
TELEMARK	66,872	66,872	0	0
TELENEX CORP.	15,243	15,243	0	0
TELEPAD CORP.	4,995	4,995	0	0
TEL-E-TEL CORP.	1,478	1,478	0	0
TELEWAVE, INC.	2,366	2,366	0	0
TELLER, LORI	3,000	3,000	0	3,000
TELOGY	8,950	8,950	0	0
TELONICS, INC.	7,382	7,382	0	0
TELOSENSE	12,969	12,969	0	0
TELSONIC USA, INC.	18,310	18,310	0	0
TELSOURCE CORP.	5,000	5,000	0	0
TELSTAR INSTRUMENTS	5,000	0	5,000	0
TELTECH RESOURCE NETWORK CORP.	10,800	10,800	0	0
TEMCO, INC.	42,675	42,675	0	0
TEMPCO ELECTRIC HEATER CORP.	11,502	11,502	0	0
TEMPEST TECHNICAL SERVICE	1,200	1,200	0	1,200
TEMPLETON COAL CO.	1,085	1,085	0	0
TEMPRESCO, INC.	6,160	0	6,160	0
TENCOR INSTRUMENTS	21,567	21,567	0	0
TENNEY ENVIRONMENTAL	10,998	10,998	0	0
TENON INTERSYSTEM	1,015	0	1,015	0
TERAHERTZ TECHNOLOGIES, INC.	2,485	2,485	0	0
TERISA SYSTEMS	5,500	5,500	0	0
TERN, INC.	1,745	1,745	0	0
TERRA IMAGING CORP.	7,900	7,900	0	7,900
TERRA TECHNOLOGY CORP.	5,590	5,590	0	0
TERRA UNIVERSAL, INC.	82,616	71,597	11,019	0
TERRATEK, INC.	256,570	256,570	0	0
TESCOM CORP.	21,367	0	21,367	0
TESEC, INC.	21,480	21,480	0	0
TESSCO TECHNOLOGIES, INC.	12,205	12,205	0	0
TESTING MACHINES, INC.	1,542	1,542	0	0
TETRA PRECISION, INC.	87,270	0	87,270	0
TEWA TEE'S	1,942	1,942	0	1,942
TEXAS A&M RESEARCH FOUNDATION	357,051	357,051	0	0
TEXAS A&M UNIVERSITY	212,159	212,159	0	0
TEXAS COMPONENTS CORP.	12,430	12,430	0	0
TEXAS INSTRUMENTS, INC.	494,787	494,343	443	0
TEXAS MICROSYSTEMS, INC.	2,040	0	2,040	0
TEXAS STATE DISTRIBUTORS	1,980	1,980	0	0
TEXAS TECH UNIVERSITY	65,040	65,040	0	0
TEXSEM LABORATORIES, INC.	26,400	26,400	0	0
TEXTILE SUPPLY CO.	2,545	2,545	0	0
TEXTRON DEFENSE SYSTEMS	64,394	64,394	0	0
TEXWIPE CO.	7,055	0	7,055	0
TGM DETECTORS, INC.	7,686	7,686	0	0
TGV, INC.	10,914	10,914	0	0
THAR DESIGNS, INC.	12,275	12,275	0	0
THERMACORE, INC.	5,286	5,286	0	0
THERMAL CARE WEST	3,590	0	3,590	0
THERMAL CERAMICS, INC.	17,209	0	17,209	0

Supplier Name	Total \$	SNL/NM \$	SNL/CA \$	NM \$
THERMAL ENGINEERING SERVICES	3,000	3,000	0	0
THERMAL TECHNOLOGY, INC.	14,381	14,381	0	0
THERMAL & APPLIED MECHANICS INSTITUTE	18,000	18,000	0	0
THERMA-WAVE, INC.	12,000	12,000	0	0
THERMETRIX	3,300	0	3,300	0
THERMIONICS LABORATORY, INC.	51,980	3,540	48,440	0
THERMIONICS NORTHWEST, INC.	33,140	3,835	29,305	0
THERMO ELECTRIC COOLING AMERICAN CORP.	3,530	3,530	0	0
THERMO ELECTRIC CO., INC.	1,079	1,079	0	0
THERMO ENVIRONMENTAL INSTRUMENTS, INC.	2,613	2,613	0	0
THERMO SEPARATIONS PRODUCTS	2,480	0	2,480	0
THERMO SHIELD	4,221	0	4,221	0
THERMO-KING SALES & SERVICE CO.	1,062	0	1,062	0
THERMOMETRICS, INC.	7,411	6,812	598	0
THERMOTRON INDUSTRIES, INC.	36,430	35,430	1,000	0
THERMX	2,733	0	2,733	0
THERM-X OF CALIFORNIA	5,788	0	5,788	0
THETA INDUSTRIES, INC.	59,703	59,703	0	0
THETA PLATE, INC.	3,968	3,968	0	3,968
THIN FILM ANALYSIS, INC.	4,950	4,950	0	0
THIN FILM DEVICES	1,200	750	450	0
THIN FILM ENGINEERING, INC.	1,500	1,500	0	0
THIN FILM LAB	4,800	4,800	0	0
THIN FILM TECHNOLOGY	1,200	0	1,200	0
THIN FILMS RESEARCH, INC.	9,550	0	9,550	0
THIN FILMS SYSTEMS TECHNOLOGIES (TFS)	14,125	14,125	0	14,125
THIOKOL CORP.	1,489,719	1,489,719	0	0
30 SECOND STREET, LTD.	33,000	33,000	0	33,000
THM, INC.	4,000	4,000	0	0
THOMAS COOK TRAVEL	7,616	7,616	0	0
THOMAS ELECTRIC	1,863	1,863	0	1,863
THOMAS REGISTER OF AMERICAN MANUFACTURERS	2,640	2,238	402	0
THOMAS SCIENTIFIC	4,167	3,218	949	0
THOMAS-SWAN SIGN CO., INC.	112,845	0	112,845	0
THOMAS, DAVID	3,000	0	3,000	0
THOMAS, KIM DISPOSAL CO., LTD.	12,250	12,250	0	0
THOMAS, RACHEL	2,000	2,000	0	0
THOMPSON MACHINE	17,156	17,156	0	17,156
THOMPSON, ROBERT	10,000	10,000	0	10,000
THOMPSON/QUILL ASSOC. OF ARIZONA, INC.	1,878	1,878	0	0
THOMSON COMPONENTS TUBES CORP.	2,527	2,527	0	0
THOMSON, DR. BRUCE M.	30,000	30,000	0	30,000
THOMSON, GEORGE S. CO. OF NEW MEXICO, INC.	33,361	33,361	0	33,361
THOR COMPUTERS, LTD.	230,992	230,992	0	230,992
THORLABS, INC.	67,869	40,238	27,631	0
THORN EMI ELECTRON TUBES, INC.	31,713	6,498	25,215	0
THORNTON ASSOCIATES, INC.	2,075	2,075	0	0
3 COM CORP.	8,320	8,320	0	0
3D BIOMEDICAL IMAGING, INC.	10,200	10,200	0	0
3D SYSTEMS, INC.	173,032	138,075	34,957	0
THREE F COMPUTERS, INC.	10,425	0	10,425	0
THT SALES CO.	17,127	17,127	0	17,127
THUNDER SCIENTIFIC CORP.	1,716	1,716	0	1,716
THUNDERBIRD FIRE EQUIPMENT CORP.	2,200	2,200	0	2,200
TIBBS, GLORIA	2,500	2,500	0	0
TIE SYSTEMS INC. NEW MEXICO	9,541	9,541	0	9,541
TIFFANY OFFICE FURNITURE	5,594	5,594	0	4,788

Supplier Name	Total \$	SNL/NM \$	SNL/CA \$	NM \$
TIGER DIRECT	28,264	22,879	5,385	0
TILLS, JACK & ASSOCIATES, INC.	555,000	555,000	0	555,000
TIME MANAGEMENT SYSTEMS, INC.	1,455	1,455	0	1,455
TIME MOTION TOOLS	1,840	429	1,411	0
TIMEMED LABELING SYSTEMS, INC.	4,325	4,325	0	0
TIMEPLEX FEDERAL SYSTEMS, INC.	10,921	10,921	0	0
TIMES MICROWAVE SYSTEMS, INC.	7,860	7,860	0	0
TIMESAVER/DOALL	8,946	8,946	0	8,946
TINSLEY LABORATORIES, INC.	288,127	3,200	284,927	0
TITAN CORP., THE	153,000	153,000	0	93,000
TITAN STORAGE MANAGEMENT TECHNOLOGIES	393,840	393,840	0	0
TITMUS OPTICAL CO.	5,088	0	5,088	0
TIW FABRICATION & MACHINING, INC.	753,239	753,239	0	753,239
TJ SALES	10,100	1,100	9,000	0
TJBG CONSULTING, INC.	15,000	15,000	0	0
T-JENS & T-JENS, INC.	1,300	1,300	0	0
TKO ENTERPRISES	1,000	1,000	0	0
TM VACUUM PRODUCTS	3,045	0	3,045	0
TMA TECHNOLOGIES, INC.	11,870	11,870	0	0
TMA, INC.	27,599	27,599	0	27,599
TMA/EBERLINE	445,000	445,000	0	445,000
TMB ASSOCIATES	8,465	0	8,465	0
TMC-MICRO-G	2,020	2,020	0	0
TMI	26,414	26,414	0	26,414
TMN SERVICES	3,830	3,830	0	3,830
TN TECHNOLOGIES	23,590	0	23,590	0
TNT DISTRIBUTING	1,128	1,128	0	1,128
TOBYAS, M. L.	8,100	8,100	0	8,100
TOLEDO METAL SPINNING CO.	144,249	144,249	0	0
TOLTEC SCREEN PRINT	2,750	2,750	0	2,750
TOMASZAK & WADE	1,791	0	1,791	0
TOMLINSON, ROBERT N.	6,000	6,000	0	6,000
TONOPAH SAND & GRAVEL	1,870	1,870	0	0
TOOL CHEMICAL CO.	2,011	0	2,011	0
TOP DOWN DESIGN SOLUTIONS	6,365	6,365	0	6,365
TOPCON TECHNOLOGIES, INC.	4,050	4,050	0	0
TORAY MARKETING & SALES	1,014	0	1,014	0
TORCO & ASSOCIATES	1,527,811	1,527,811	0	1,527,811
TORNEBY, AVERY (MARV)	5,355	5,355	0	5,355
TOSHIBA AMERICAN INFORMATION SYS., INC.	22,676	22,524	152	0
TOSHIBA INTERNATIONAL	4,476	4,476	0	4,476
TOSOH SMD, INC.	8,398	8,398	0	0
TO-VEL INDUSTRIES	79,816	79,816	0	0
TOWER SYSTEMS, INC.	3,537	3,537	0	0
TOWER TECHNOLOGY CORP.	15,875	458	15,417	0
TOWNE TECHNOLOGIES, INC.	10,765	10,765	0	0
T-P PUMP & PIPE CO.	18,696	18,696	0	18,696
TRACE ENGINEERING CO.	37,125	37,125	0	0
TRACEWELL, INC.	126,040	126,040	0	0
TRACEY, THOMAS R.	10,000	10,000	0	0
TRACOM CORP., THE	17,750	17,750	0	0
TRA-CON, INC.	1,458	1,458	0	0
TRACOR AEROSPACE, INC.	29,029	29,029	0	0
TRAILMASTER	1,880	1,880	0	0
TRAINING RESOURCES INTERNATIONAL	4,211	4,211	0	0
TRAINING & RESEARCH INSTITUTE	5,200	5,200	0	5,200
TRAK ENGINEERING	2,550	2,550	0	0
TRANE CO., THE	196,651	0	196,651	0
TRANS EXPRESS COURIER SERVICE	4,000	4,000	0	0

Supplier Name	Total \$	SNL/NM \$	SNL/CA \$	NM \$
TRANS UNION	3,000	3,000	0	3,000
TRANSARC CORP.	53,234	53,234	0	0
TRANSCAT	2,101	2,101	0	0
TRANSCONTINENTAL SALES CO.	1,425	1,425	0	0
TRANSERA/HTB INTERNATIONAL	5,648	5,648	0	0
TRANSICOIL, INC.	4,909	0	4,909	0
TRANSISTOR DEVICES, INC.	58,100	58,100	0	0
TRANSITION TECHNOLOGY INTERNATIONAL	18,165	18,165	0	0
TRANSITIONAL TECHNOLOGY, INC. (TTI)	1,540	1,540	0	0
TRANSMETRICS, INC.	7,433	7,433	0	0
TRANSPAC DESIGN SYSTEMS	1,440	0	1,440	0
TRANS-PACIFIC GEOTHERMAL CORP.	800,000	800,000	0	0
TRANSPACIFIC TECHNOLOGY CORP.	15,795	15,795	0	0
TRANSPORTATION RENTAL & SALES	3,032	3,032	0	3,032
TRANSTEC LASER, INC.	1,215	1,215	0	0
TRANSTECH PARALLEL SYSTEMS	2,520	2,520	0	0
TRANSWITCH CORP.	5,300	5,300	0	0
TRAVERSE ANALYTICAL	5,500	5,500	0	0
TREBOR, INC.	7,830	7,830	0	0
TREMBLY ASSOCIATES, INC.	4,128	4,128	0	4,128
TRENCH PLATE	6,159	0	6,159	0
TRI TECH MACHINE TOOL CO.	4,895	4,895	0	4,895
TRIANGLE PAVING CO., INC.	200,000	200,000	0	200,000
TRIDECS CORP.	3,787	0	3,787	0
TRIDENT	3,729	3,729	0	0
TRI-GAS, INC.	1,971,987	1,971,987	0	1,971,987
TRIG--TEK, INC.	1,995	1,995	0	0
TRILITHIC, INC.	10,019	10,019	0	0
TRIOLOGIC CORP.	85,369	0	85,369	0
TRIOLOGY SYSTEMS CORP.	1,474	1,474	0	0
TRIMBLE NAVIGATION, LTD.	39,544	30,152	9,392	6,558
TRIMETRIX, INC.	1,764	1,764	0	0
TRINITY CONSULTANTS, INC.	1,780	1,780	0	0
TRINITY DATA SYSTEMS	2,495	2,495	0	0
TRINITY INDUSTRIES, INC.	17,694	17,694	0	0
TRIPPLITE MANUFACTURING	2,800	2,800	0	0
TRI-STAR COMPUTER	36,146	1,360	34,786	0
TRITEAL	2,053	2,053	0	0
TRITEC, INC.	7,744	7,744	0	0
TRIUMPH TECHNOLOGY	10,224	10,224	0	10,224
TRI-VALLEY OFFICE MACHINES	1,794	0	1,794	0
TROEMNER, INC.	1,979	1,979	0	0
TROJAN BATTERY CO.	1,941	388	1,553	0
TROLL TOUCH	5,610	5,610	0	0
TROMPETER ELECTRONICS, INC.	13,689	13,689	0	0
TRON-TEK, INC.	9,669	9,669	0	0
TROXELL COMMUNICATIONS, INC.	202,431	201,014	1,417	199,564
TRUAX ASSOCIATES	9,600	0	9,600	0
TRUCK DEALERS EQUIPMENT CO.	13,618	13,618	0	13,618
TRUCKS UNIQUE, INC.	2,105	2,105	0	2,105
TRUETIME, INC.	6,940	6,940	0	0
TRUJILLO, A. T., INC.	7,589,708	7,589,608	100	7,589,708
TRUST AUTOMATION	2,720	2,720	0	0
TRW NELSON STUD WELD	6,041	0	6,041	0
TSA SYSTEMS, LTD.	223,455	223,455	0	0
TSC	87,638	238	87,400	0
TSI, INC.	85,325	42,875	42,450	3,390
TSS, INC.	13,295	13,295	0	0
TSUI, PROF. DAN	15,000	15,000	0	0

Supplier Name	Total \$	SNL/NM \$	SNL/CA \$	NM \$
T-TECH	1,680	1,680	0	0
T3PLUS NETWORKING, INC.	42,000	42,000	0	0
TTI, INC.	52,772	41,831	10,941	0
TTM COMPUTER GRAPHICS	22,375	22,375	0	0
TUBE SALES	2,498	0	2,498	0
TUBE SERVICE CO.	2,037	0	2,037	0
TUBESALES	22,179	760	21,419	0
TUFF SHED	7,720	7,720	0	7,720
TULANE UNIVERSITY	69,866	69,866	0	0
TULIP GRAPHICS AND PUBLISHING	5,049	0	5,049	0
TULSA TUBE BENDING CO., INC.	1,180	1,180	0	0
TURBO SPIN, INC.	8,540	8,540	0	8,540
TURF & INDUSTRIAL EQUIPMENT CO.	23,058	0	23,058	0
TURTLE MOUNTAIN SUPPLY CO.	28,594	28,594	0	28,594
TUSK DIRECT, INC.	1,769	0	1,769	0
TUTHILL CORP.	2,394	2,394	0	0
20TH CENTURY PLASTICS, INC.	1,745	1,321	424	0
2500 AD SOFTWARE	1,500	1,500	0	0
24 HOUR, INC.	6,426	6,426	0	0
TWIN CITIES TESTCRAFT	5,390	0	5,390	0
TWIN CITY INTERNATIONAL, INC.	8,345	0	8,345	0
TWIN STATE ELECTRIC SUPPLY	15,000	15,000	0	0
TWIN-HEAD	21,045	11,042	10,003	0
II MORROW, INC.	4,020	2,120	1,900	0
II-VI, INC.	86,583	49,238	37,345	0
TWR COMMUNICATIONS	4,508	4,508	0	4,508
TXBASE SYSTEMS, INC.	246,882	246,882	0	0
TYDEMAN MACHINE WORKS, INC.	7,442	0	7,442	0
TYLAN GENERAL	22,312	14,660	7,652	0
TYREE, STEPHEN B.	1,450	1,450	0	0
TYROLIT COMPANY, INC.	7,840	7,840	0	0
UARCO, INC.	8,630	8,630	0	8,630
UB CORP.	1,077	1,077	0	0
U-C COMPONENTS, INC.	1,484	1,176	308	0
UDT SENSORS, INC.	4,603	4,603	0	0
UE SYSTEMS, INC.	4,067	4,067	0	0
UES, INC.	54,000	54,000	0	0
UKRAINE STATE COMMITTEE FOR USES OF NUCLEAR ENERGY	30,000	30,000	0	0
ULINE SHIPPING SUPPLY SPECIALISTS	1,473	1,473	0	0
ULTIMATE ELECTRONICS	10,762	10,762	0	10,762
ULTIMATE, INC.	4,750	4,750	0	0
ULTRA LASERTECH, INC.	7,140	0	7,140	0
ULTRAMET	5,225	0	5,225	0
ULTRAPURE SYSTEMS, INC.	3,105	3,105	0	0
UMIRACLE MICROSYSTEMS, INC.	1,338	0	1,338	0
UNHOLTZ-DICKIE CORP.	473,312	473,312	0	0
UNICIRCUIT, INC.	6,056	6,056	0	0
UNICOM SYSTEMS, INC.	17,114	17,114	0	0
UNICOMP	3,245	3,245	0	3,245
UNIDIRECT CORP.	2,133	2,133	0	0
UNIFILM TECHNOLOGY	34,785	34,785	0	0
UNI-FIT	1,503	1,503	0	0
UNIFORM TUBES, INC.	1,913	1,913	0	0
UNIFORMS & MORE	1,252	1,252	0	1,252
UNIGEN	14,400	0	14,400	0
UNILAB CORP.	10,000	0	10,000	0
UNION CARBIDE CORP.	12,610	12,440	170	0
UNIPHASE CORP.	5,155	1,675	3,480	0

Supplier Name	Total \$	SNL/NM \$	SNL/CA \$	NM \$
UNIPHASE TELECOMMUNICATIONS PRODUCTS (UTP)	8,975	8,975	0	0
UNIPUB, INC.	1,106	1,106	0	0
UNIQUE SERVICES CO.	74,471	74,471	0	74,471
UNIQUE TRUCK EQUIPMENT, INC.	2,417	2,417	0	0
UNIQUE WIRE WEAVING CO., INC.	5,631	5,631	0	0
UNISIL CORP.	131,650	131,650	0	0
UNISOURCE CORP., THE	81,197	276	80,921	598
UNISTRUT-NEW MEXICO	4,869	4,869	0	4,869
UNISTRUT-NORTHERN CALIFORNIA	22,512	0	22,512	0
UNISYS CORP.	450,000	450,000	0	0
UNISYS GOVERNMENT SYSTEMS, INC.	10,000	10,000	0	0
UNIT INSTRUMENTS, INC.	97,355	97,355	0	0
UNITED BUSINESS SYSTEMS	3,530	3,530	0	3,530
UNITED COMMUNICATIONS GROUP-PERISCOPE	9,000	9,000	0	0
UNITED ENERGY SERVICES CORP.	2,229,565	2,229,565	0	2,024,565
UNITED FOAM PLASTICS	10,885	10,885	0	0
UNITED INTERNATIONAL ENGINEERING, INC.	6,189	6,189	0	6,189
UNITED MINERAL CHEMICAL CORP.	14,375	14,375	0	0
UNITED OFFSET SUPPLY CO.	4,573	4,573	0	4,573
UNITED RECYCLING EQUIPMENT, INC.	249,697	249,697	0	0
UNITED REFRIGERATION	3,097	3,097	0	3,097
UNITED SALT CORP.	9,000	9,000	0	0
UNITED STEEL CORP.	2,769	2,769	0	0
UNITED SYSTEMS CO.	1,000	1,000	0	0
UNITED TECHBOOK CO.	26,508	26,508	0	0
UNITED TECHNOLOGIES CHEMICAL SYSTEMS	816,569	816,569	0	0
UNITED TECHNOLOGIES MICROELECTRONICS RESEARCH CENTER	175,272	175,272	0	0
UNITEK EQUIPMENT, INC.	13,592	13,592	0	0
UNITOG	6,300	0	6,300	0
UNIVERSAL BOILER WORKS	32,359	32,359	0	32,359
UNIVERSAL DESIGNS, INC.	17,600	17,600	0	17,600
UNIVERSAL ENVIRONMENTAL ENGINEERING, INC.	22,239	22,239	0	0
UNIVERSAL METAL SPINNING CO., INC.	8,000	8,000	0	8,000
UNIVERSAL POWER SYSTEMS	4,567	3,812	755	0
UNIVERSAL PROGRAMMING, INC.	4,150	4,150	0	0
UNIVERSAL SPECIALTIES, INC.	1,073	0	1,073	0
UNIVERSAL TECH CORP.	50,947	0	50,947	0
UNIVERSAL TOOL SERVICE	2,802	0	2,802	0
UNIVERSAL VOLTRONICS CORP.	13,720	13,720	0	0
UNIVERSITY EXTENSION	64,750	0	64,750	0
UNIVERSITY OF ALBANY	15,905	15,905	0	0
UNIVERSITY OF ARIZONA	728,297	728,297	0	0
UNIVERSITY OF CALGARY	35,000	35,000	0	0
UNIVERSITY OF CALIFORNIA	612,524	334,341	278,183	0
UNIVERSITY OF CALIFORNIA AT BERKELEY	103,127	103,127	0	0
UNIVERSITY OF CALIFORNIA AT DAVIS	88,545	30,785	57,760	0
UNIVERSITY OF CALIFORNIA AT SANTA BARBARA	30,000	30,000	0	0
UNIVERSITY OF CALIFORNIA SAN DIEGO	8,219	0	8,219	0
UNIVERSITY OF CENTRAL FLORIDA	465,977	465,612	365	0
UNIVERSITY OF CHICAGO	5,000	5,000	0	0
UNIVERSITY OF CINCINNATI	392,421	316,864	75,557	0
UNIVERSITY OF COLORADO	95,659	95,659	0	0
UNIVERSITY OF DAYTON	265,189	265,189	0	0
UNIVERSITY OF FLORIDA	83,165	83,165	0	0
UNIVERSITY OF GEORGIA	1,700	1,700	0	0

Supplier Name	Total \$	SNL/NM \$	SNL/GA \$	NM \$
UNIVERSITY OF HOUSTON	114,629	114,629	0	0
UNIVERSITY OF IDAHO	7,973	7,973	0	0
UNIVERSITY OF ILLINOIS	120,500	78,000	42,500	0
UNIVERSITY OF KANSAS	15,000	15,000	0	0
UNIVERSITY OF MARYLAND	288,756	288,756	0	0
UNIVERSITY OF MIAMI	55,600	5,600	50,000	0
UNIVERSITY OF MICHIGAN	458,945	458,945	0	0
UNIVERSITY OF MINNESOTA	472,637	472,637	0	0
UNIVERSITY OF MISSOURI	43,073	43,073	0	0
UNIVERSITY OF NEBRASKA	25,500	2,500	23,000	0
UNIVERSITY OF NEVADA LAS VEGAS	189,756	189,756	0	0
UNIVERSITY OF NEVADA RENO	39,447	39,447	0	0
UNIVERSITY OF NEW MEXICO	11,110,236	11,100,800	9,436	11,110,236
UNIVERSITY OF NEW MEXICO TECHNOLOGY DEVELOPMENT CORP.	1,600	1,600	0	1,600
UNIVERSITY OF NEW SOUTH WALES	24,978	24,978	0	0
UNIVERSITY OF NORTH TEXAS	23,000	23,000	0	0
UNIVERSITY OF OKLAHOMA	20,000	20,000	0	0
UNIVERSITY OF OREGON	4,800	4,800	0	0
UNIVERSITY OF PENNSYLVANIA	19,000	19,000	0	0
UNIVERSITY OF SONORA	12,800	12,800	0	0
UNIVERSITY OF SOUTH CAROLINA	36,704	36,704	0	0
UNIVERSITY OF SOUTHERN CALIFORNIA	2,260	2,260	0	0
UNIVERSITY OF TENNESSEE	150,118	150,118	0	0
UNIVERSITY OF TEXAS	148,000	148,000	0	0
UNIVERSITY OF TEXAS AT ARLINGTON	21,500	21,500	0	0
UNIVERSITY OF TEXAS AT DALLAS	111,661	111,661	0	0
UNIVERSITY OF TEXAS AT EL PASO	135,255	135,255	0	0
UNIVERSITY OF TEXAS AUSTIN	260,860	260,860	0	0
UNIVERSITY OF TOLEDO	110,000	0	110,000	0
UNIVERSITY OF UTAH	333,341	333,341	1,000	0
UNIVERSITY OF VIRGIN ISLANDS	50,000	50,000	0	0
UNIVERSITY OF WASHINGTON	68,583	68,583	0	0
UNIVERSITY OF WISCONSIN	606,384	606,384	0	0
UNIVERSITY PRODUCTS, INC.	1,032	1,032	0	0
UNIVERSITY TECHNOLOGIES INTERNATIONAL, INC.	10,019	10,019	0	0
UNTITLED FINE ARTS SERVICE	9,090	9,090	0	9,090
UNUM LIFE INSURANCE CO. OF AMERICA	20,000	20,000	0	0
UOP MOLECULAR SIEVES	95,680	95,680	0	0
UPCHURCH SCIENTIFIC	2,629	357	2,272	0
URAL MINING & GEOLOGY ACADEMY	20,000	20,000	0	0
URALS POLYTECHNIC INSTITUTE	10,000	10,000	0	0
URETEK, INC.	9,999	9,999	0	0
US AIR BIOCONTROLS	2,684	2,684	0	2,684
US FILTER CORP.	176,206	176,206	0	174,880
US LASER CORP.	14,152	14,152	0	0
US PRECISION DICING MATERIALS (USPDM)	1,000	1,000	0	0
US PRECISION GLASS	7,769	7,769	0	0
US RENTAL	10,799	10,799	0	10,799
US RESISTOR, INC.	2,490	2,490	0	0
US STONWARE CORP.	4,346	4,346	0	0
US THIN FILM PRODUCTS, INC.	10,830	7,200	3,630	0
US WEST CELLULAR, INC.	451,005	451,005	0	451,005
USA BLUE BOOK	2,125	0	2,125	0
USGS MAP SALES	3,411	0	3,411	0
USHIO AMERICA, INC.	22,417	22,417	0	0
USM DISTRIBUTORS	11,278	0	11,278	0
USNER, INC.	6,525	6,525	0	6,525

Supplier Name	Total \$	SNL/NM \$	SNL/CA \$	NM \$
UTAH STATE UNIVERSITY	42,001	42,001	0	0
UTI INSTRUMENTS CO.	47,840	47,840	0	0
UTILICOM, INC.	4,208	4,208	0	0
UTILITY PHOTOVOLTAIC GROUP	10,000	10,000	0	0
UTILITY POWER GROUP	95,065	95,065	0	0
UYEMURA INTERNATIONAL CORP.	1,800	1,800	0	0
VAC SYSTEM INDUSTRIES	15,608	0	15,608	0
VACUUM TECHNOLOGY, INC.	18,400	18,400	0	0
VACUUM/ATMOSPHERES CO.	155,820	150,751	5,069	0
VAGA INDUSTRIES	1,192	1,192	0	0
VALCO INSTRUMENTS	10,029	6,145	3,884	0
VAL-COMM, INC.	363,271	363,271	0	363,271
VALCOM/DPE	2,340	2,340	0	2,340
VALENITE, INC.	2,291	485	1,806	0
VALERIO, CYNTHIA	2,500	2,500	0	2,500
VALHALLA SCIENTIFIC, INC.	8,740	8,740	0	0
VALIDYNE ENGINEERING CORP.	14,843	7,983	6,860	0
VALIN CORP.	12,505	0	12,505	0
VALLEN SAFETY SUPPLY CO.	218,796	211,564	7,232	40,931
VALLEY DESIGN	1,578	1,578	0	0
VALLEY MACHINE SHOP	26,716	0	26,716	0
VALLEY METALS, INC.	7,217	7,217	0	0
VALLEY WELDERS SUPPLY CO.	19,075	19,075	0	19,075
VAL-MATIC VALVE & MANUFACTURING CO.	1,928	1,928	0	0
VALPEY-FISHER CORP.	15,461	15,461	0	6,804
VALUE BEHAVIORAL HEALTH	801,908	801,908	0	0
VALUED RESOURCES PROCUREMENT, INC.	4,120	0	4,120	0
VALUETRONICS INTERNATIONAL, INC.	5,590	5,590	0	0
VALYN INTERNATIONAL	15,875	15,875	0	15,875
VAN BERG PHYSICAL MEASUREMENTS	1,460	1,460	0	1,460
VAN DOREN CO.	1,010	1,010	0	0
VAN KEUREN CO., THE	2,070	2,070	0	0
VANADIUM-PACIFIC STEEL CO.	3,365	3,365	0	0
VANDERBILT UNIVERSITY	31,500	31,500	0	0
VANDETTI, SHERON ANN	46,180	46,180	0	46,180
VANGUARD ELECTRONICS CO., INC.	56,283	56,283	0	0
VAN-MULDER SHEET METAL, INC.	28,668	0	28,668	0
VANTON PUMP & EQUIPMENT CORP.	2,816	0	2,816	0
VARIAN ASSOCIATES, INC.	402,116	309,070	93,046	0
VARITRONIC SYSTEMS, INC.	11,772	11,772	0	11,772
VA-TRAN SYSTEMS, INC.	2,145	0	2,145	0
VAT, INC.	51,640	44,085	7,555	0
VBE, INC.	1,578	1,578	0	0
VBXTRAS, INC.	2,235	2,235	0	0
VECHT, ARON & ASSOCIATES	1,000	1,000	0	0
VECTOR DYNAMICS, INC.	3,940	3,940	0	0
VECTOR FIELDS, INC.	22,000	22,000	0	0
VECTRON LABORATORIES, INC.	3,803	2,071	1,732	2,071
VEDA SYSTEMS, INC.	108,630	63,020	45,610	0
VEECO INSTRUMENTS, INC.	158,672	158,672	0	0
VEGA	3,456	0	3,456	0
VEGAS ELECTRIC SUPPLY	3,874	3,874	0	0
VEKTEK, INC.	2,754	2,754	0	0
VEKTRON	1,326	594	732	0
VELARDE, JUDI	1,500	1,500	0	1,500
VELCON FILTERS, INC.	1,470	1,470	0	0
VELCRO USA, INC.	6,375	6,375	0	0
VELMEX, INC.	12,820	5,501	7,319	0
VENABLE INDUSTRIES, INC.	35,681	35,681	0	0

Supplier Name	Total \$	SNL/NM \$	SNL/CA \$	NM \$
VENTANA CORP.	12,250	12,250	0	0
VENTURA MICRO, INC.	4,800	4,800	0	0
VERITY, INC.	2,159	2,159	0	0
VERNITRON CORP.	7,000	7,000	0	0
VERNON'S MARINE ELECTRICAL & SERVICE	2,480	2,480	0	0
VERSANT OBJECT TECHNOLOGY	40,447	40,447	0	0
VERTEQ, INC.	38,501	38,501	0	0
VERTEX COMPUTER & PRODUCTS	2,070	2,070	0	0
VESUVIUS MCDANEL CO.	13,314	7,719	5,595	0
VETRA SYSTEMS CORP.	1,770	1,770	0	0
VEXCEL CORP.	154,365	154,365	0	0
VI TRAC, INC.	67,856	67,856	0	0
VIASOFT, INC.	7,200	7,200	0	0
VIBRA METRICS, INC.	2,925	2,925	0	0
VIBRATION ENGINEERING CONSULTANTS	12,200	12,200	0	0
VICHEM CORP.	4,585	4,585	0	0
VICKERS, DAVID	15,000	10,000	5,000	0
VICOR CORP.	44,110	36,597	7,513	0
VICTORIA MACHINE & FAB., INC.	261,361	261,361	0	0
VIDEO ENTERPRISES, INC.	55,000	55,000	0	55,000
VIDEO TECHNICAL SERVICES, INC. (VTS)	53,374	48,159	5,215	53,374
VIDEO TRAINING, INC.	1,510	1,510	0	0
VIDEOJET SYSTEMS INTERNATIONAL, INC.	16,439	16,439	0	0
VIDEOLOGIC	1,226	1,226	0	0
VIDEOMEDIA SYSTEMS ENGINEER DESIGN	3,063	0	3,063	0
VIDEOTEK	4,956	4,956	0	4,356
VIDI	2,990	2,990	0	0
VIEW SONIC	1,766	1,766	0	0
VIEWLOGIC SYSTEMS, INC.	295,965	291,465	4,500	0
VIKING DISTRIBUTING CO., INC.	1,505	0	1,505	0
VIKING II, INC.	10,326	10,326	0	10,326
VIKING INSTRUMENTS CORP.	21,481	21,481	0	0
VIMAR CORP.	4,400	4,400	0	0
VINDICATOR CORP.	35,380	35,380	0	0
VINDUM ENGINEERING	7,175	7,175	0	0
VINSON SUPPLY CO.	6,574	6,574	0	6,574
VIREO SOFTWARE, INC.	2,035	2,035	0	0
VIRGINIA ACCELERATORS CORP.	25,000	25,000	0	0
VIRGINIA PANEL CORP.	9,635	9,635	0	3,288
VIRGINIA POLYTECHNIC INSTITUTE	67,000	67,000	0	0
VIRGINIA SEMICONDUCTOR	8,538	8,193	345	0
VIRGINIA SYSTEMS	1,295	1,295	0	0
VIRTUAL INDUSTRIES, INC.	1,107	0	1,107	0
VIRTUAL I-O	2,299	2,299	0	0
VIRTUAL LABORATORIES	3,000	3,000	0	3,000
VIRTUAL MICROSYSTEMS	34,750	0	34,750	0
VISA	27,569	18,107	9,463	17,507
VISHAY INTERTECHNOLOGY, INC.	6,536	6,536	0	0
VISION SECURITY, INC.	8,689	8,689	0	0
VISION WARE	1,050	1,050	0	0
VISIONEERING RESEARCH LABORATORY, INC.	97,069	97,069	0	97,069
VISIX SOFTWARE, INC.	1,000	1,000	0	0
VISTA CONTROL SYSTEMS, INC.	36,558	36,558	0	36,558
VISTA TECHNOLOGIES, INC.	6,295	6,295	0	0
VISUAL ENGINEERING, INC.	5,055	5,055	0	0
VISUAL INSTRUMENTATION CORP.	4,425	4,425	0	0
VISUAL NUMERICS, INC.	166,007	156,250	9,757	43,881
VISUAL SOFTWARE SOLUTION	1,790	1,790	0	0
VISUAL SOLUTIONS	1,593	1,593	0	0

Supplier Name	Total \$	SNL/NM \$	SNL/CA \$	NM \$
VITAL IMAGE TECHNOLOGY, INC.	42,052	40,192	1,860	0
VITALOGRAPH, INC.	1,102	1,102	0	0
VIVIRAD-HIGH VOLTAGE CORP.	1,700	1,700	0	0
VLSI STANDARDS, INC.	4,832	4,832	0	0
VMA ENGINEERING	5,390	5,390	0	0
VME MICROSYSTEMS INTERNATIONAL CORP. (VMIC)	25,160	25,160	0	0
VOLPI MANUFACTURING	1,040	1,040	0	0
VOLT INFORMATION SCIENCES	120,000	120,000	0	120,000
VOLT TECHNICAL SERVICES	373,400	373,400	0	373,400
VON WINTERFELDT, DR. DETLOF	6,000	6,000	0	0
VORDOS & ASSOCIATES, INC.	1,400	1,400	0	0
VORPERIAN, VATCHE	15,000	15,000	0	0
VOSS SCIENTIFIC, INC.	467,329	464,529	2,800	467,329
VOSSLER & COMPANY	1,575	1,575	0	1,575
VOSS, ELIZABETH A.	3,000	3,000	0	3,000
VOTAW PRECISION TECHNOLOGIES, INC.	280,429	280,429	0	0
VREX, INC.	2,995	2,995	0	0
VU-COLOR, INC.	48,367	0	48,367	0
VULCANIUM CORP.	1,130	0	1,130	0
VWR SCIENTIFIC, INC.	42,376	22,106	20,270	0
WABASH MPI	49,120	49,120	0	0
WACOM, INC.	2,211	1,491	719	0
WACONDO, MAUREEN	2,400	2,400	0	2,400
WAFER PROCESS SYSTEMS	35,040	0	35,040	0
WAFERNET, INC.	43,200	43,200	0	0
WAHL INSTRUMENT CORP.	6,475	5,420	1,055	0
WALKER ELECTRONIC SUPPLY CO.	13,692	13,590	102	13,692
WALKER, GEORGE T.	8,218	8,218	0	0
WALKER, PROF. HOMER	14,000	14,000	0	0
WALKER, RICHER & QUINN, INC.	15,872	15,872	0	0
WALLS, JOEL	35,000	35,000	0	0
WAL-MART DISCOUNT CITIES	5,686	5,686	0	5,686
WALSH, MIKE ENTERPRISE	6,640	6,640	0	0
WALSH, TOM & ASSOCIATES	12,184	0	12,184	0
WALTERS PRECISION SERVICE, INC.	4,978	4,978	0	0
WARD, EDWARD B. & CO.	25,219	0	25,219	0
WARD, GERALD	15,000	15,000	0	0
WARTELL, MICHAEL A.	30,000	30,000	0	0
WASHBURN & CO. DISTRIBUTORS	1,132	1,132	0	0
WASHINGTON INSTITUTE, INC., THE	649,500	42,000	607,500	0
WASHINGTON UNIVERSITY	272,789	272,789	0	0
WASTE MANAGEMENT OF NEW MEXICO	36,935	36,935	0	36,935
WASTE TECH OF NEW MEXICO	225,000	225,000	0	225,000
WATCOM	1,206	808	398	0
WATEC AMERICA	1,548	1,548	0	0
WATER DEVELOPMENT CORP.	500,924	500,924	0	0
WATERLOO MAPLE SOFTWARE	7,135	7,135	0	0
WATERS CORP.	115,440	114,199	1,241	0
WATKINS-JOHNSON CO., INC.	2,228	2,228	0	0
WATLOW GORDON	34,800	34,800	0	0
WAUGH CONTROLS CORP.	6,175	6,175	0	0
WAVE METRICS	3,618	895	2,723	0
WAVE OPTICS, INC.	5,442	5,442	0	0
WAVE TECHNOLOGIES	4,974	4,974	0	0
WAVEFUNCTION, INC.	13,250	13,250	0	0
WAVELENGTH ELECTRONICS	9,369	9,369	0	0
WAVELINE, INC.	1,690	1,690	0	0
WAVETEK CORP.	32,677	32,677	0	0

Supplier Name	Total \$	SNL/NM \$	SNL/CA \$	NM \$
WAVETRON MICROSYSTEMS	3,790	3,790	0	0
WAXMAN, ROBERT, INC.	4,777	4,777	0	0
WAXMAN, SCOTT	1,500	1,500	0	0
WBC, INC.	27,359	27,359	0	27,359
WEARGUARD CORP.	2,746	1,438	1,308	0
WEB TECHNOLOGY	2,072	2,072	0	0
WEBER MARKING SYSTEMS, INC.	20,919	13,587	7,332	0
WEBSTER UNIVERSITY	3,435	3,435	0	3,435
WEDCO, INC.	9,524	9,524	0	0
WEED INSTRUMENT CO., INC.	2,747	2,747	0	0
WEEMS PRINZ FRAMING	27,029	27,029	0	27,029
WEINMASTER, REUBEN R.	4,000	4,000	0	4,000
WELCH EQUIPMENT CO.	44,515	44,515	0	44,515
WELCH VACUUM TECHNOLOGY	9,052	5,438	3,614	0
WELCO ELECTRONICS, INC.	69,476	0	69,476	0
WELDLOGIC, INC.	27,598	27,598	0	0
WELDY SCREENPRINT	2,704	2,704	0	2,704
WELLBORN PAINT MANUFACTURING CO.	64,058	64,058	0	64,058
WELLS FARGO ALARM SERVICES	4,572	4,572	0	0
WELLS FARGO SECURITY PRODUCTS	4,560	4,560	0	0
WELLSEISMIC COMPUTING SERVICES	17,200	17,200	0	0
WELLS, W. F. & SON, INC.	1,255	1,255	0	0
WENTWORTH LABORATORIES, INC.	13,890	13,890	0	0
WERLATONE, INC.	1,639	1,639	0	0
WESANCO	5,983	0	5,983	0
WESCO DISTRIBUTION, INC.	482,132	470,398	11,735	419,212
WESGO, INC.	88,774	88,774	0	0
WEST COAST BUSINESS PRODUCTS	9,588	0	9,588	0
WEST COAST CONTRACTORS, INC.	135,131	0	135,131	0
WEST COAST DISTRIBUTORS OF SAN FRANCISCO	1,227	0	1,227	0
WEST COAST INFORMATION SYSTEMS, INC. (WESCO)	147,434	147,434	0	0
WEST COAST WIRE ROPE & RIGGING, INC.	10,084	0	10,084	0
WEST PLAINS RENTAL	10,000	10,000	0	0
WEST TEXAS UTILITIES CO.	25,000	25,000	0	0
WESTAIM TECHNOLOGIES, INC.	2,445	2,445	0	0
WESTBURNE SUPPLY, INC.	10,447	7,124	3,322	0
WESTECH COMMUNICATIONS	61,316	0	61,316	0
WESTECH SYSTEMS, INC.	2,048	2,048	0	0
WESTELL, INC.	2,725	2,725	0	0
WESTERMAN, R. E.	50,000	50,000	0	0
WESTERN CONTROLS CO., INC.	40,815	40,815	0	40,815
WESTERN CO., THE	30,279	30,279	0	30,279
WESTERN DIVERSIFIED, INC.	1,543,200	1,543,200	0	1,543,200
WESTERN ENGINEERING SUPPLY CO.	1,145	0	1,145	0
WESTERN GLASS & PANELS, INC.	2,169	2,169	0	2,169
WESTERN GRAPHTEC, INC.	23,165	23,165	0	0
WESTERN HARDWARE & TOOL CO.	2,447	0	2,447	0
WESTERN MACARTHUR CO.	4,159	0	4,159	0
WESTERN MOBILE NEW MEXICO, INC.	29,580	29,580	0	29,580
WESTERN OFFICE SYSTEMS, INC.	256,767	256,767	0	256,767
WESTERN PAPER DISTRIBUTORS, INC.	172,095	172,095	0	172,095
WESTERN PLUMBING SUPPLY, INC.	1,378	1,378	0	1,378
WESTERN POLY DRUM	3,850	0	3,850	0
WESTERN SALES & TESTING OF AMARILLO, INC.	12,175	12,175	0	0
WESTERN SCIENTIFIC MARKETING, INC.	24,785	24,785	0	24,785
WESTERN STATE ELEVATOR CO., INC.	120,882	0	120,882	0
WESTERN STATES SALES, INC.	13,002	13,002	0	0

Supplier Name	Total \$	SNL/NM \$	SNL/CA \$	NM \$
WESTERN TECHNOLOGY MARKETING	25,511	0	25,511	0
WESTERN TOOL & SUPPLY CO.	1,266	0	1,266	0
WESTERN TRACTION CO.	1,459	0	1,459	0
WESTER, ROBERT B.	35,000	35,000	0	35,000
WESTFAHL & ASSOCIATES	2,970	2,970	0	2,970
WESTINGHOUSE ELECTRIC CORP.	1,671,014	1,663,367	7,647	8,052
WESTLINK PAGING	10,965	10,965	0	10,965
WESTON, ROY F., INC.	1,460,000	1,460,000	0	1,460,000
WEYDERT, JOHN	6,000	6,000	0	6,000
WG ASSOCIATES	41,291	41,291	0	0
WH POWER CONSULTANTS	4,000	4,000	0	4,000
WHATMAN LAB SALES, INC.	1,187	0	1,187	0
WHATMAN, INC.	6,663	0	6,663	0
WHEELCHAIR SPECIALIZED SERVICES	4,170	0	4,170	0
WHEELER KAWASAKI-SUZUKI	2,314	2,314	0	0
WHICKER, WARD	15,000	15,000	0	0
WHISTLER, S. B. & SONS, INC.	6,495	0	6,495	0
WHITAKER BROTHERS BUSINESS MACHINE, INC.	3,287	3,287	0	0
WHITE MICROELECTRONICS	38,735	38,735	0	38,735
WHITE MOUNTIAN DSP	1,190	1,190	0	0
WHITE PINE SOFTWARE	2,155	2,155	0	0
WHITE, RICHARD N.	15,000	15,000	0	0
WHITE, S. S. TECHNOLOGIES, INC.	5,240	5,240	0	0
WHITLOCK, MICHAEL	10,000	0	10,000	0
WHITNON SPINDLE	1,075	1,075	0	0
WHITSON & CO.	3,906	3,906	0	3,906
WIDCO LOGGERS	2,837	2,837	0	0
WILCO SUPPLY	2,841	0	2,841	0
WILCOXON RESEARCH, INC.	13,310	13,310	0	0
WILDFLOWER INTERNATIONAL, LTD.	2,802,440	2,802,440	0	2,802,440
WILEY, JOHN & SONS, INC.	1,874	1,079	795	0
WILKEN, ANDREW C.	7,000	7,000	0	7,000
WILKINSON EQUIPMENT	2,200	0	2,200	0
WILKINSON, STEVEN R.	21,500	21,500	0	21,500
WILLAMETTE INDUSTRIES, INC.	591,018	591,018	0	591,018
WILCO CONSULTANTS, INC.	85,000	85,000	0	85,000
WILLIAMS ADVANCED MATERIALS	4,467	4,467	0	0
WILLIAMS ASSOCIATES, INC.	4,409	4,409	0	2,549
WILLIAMSON CORP.	4,165	4,165	0	0
WILLIAMSON INDUSTRIAL PRODUCTS	1,530	0	1,530	0
WILLIAMSON PETROLEUM CONSULTANTS	9,900	9,900	0	0
WILLIAMS, JOE M.	1,000	1,000	0	1,000
WILLIAMS, PROF. FORMAN A.	5,000	0	5,000	0
WILLIAMS, SCOTSMAN	22,306	22,306	0	22,306
WILMORE ELECTRONICS CO., INC.	1,298	1,298	0	0
WILSON GREATBATCH, LTD.	1,424	1,424	0	0
WILSON INSTRUMENTS	2,016	2,016	0	0
WILSON-GARNER CO.	2,190	2,190	0	0
WILSON-HURD MANUFACTURING CO.	21,445	21,445	0	0
WILSON, DOMINIQUE F.	70,000	70,000	0	70,000
WILSON, HEATHER	5,000	5,000	0	5,000
WILSON, K. & CO.	3,354	0	3,354	0
WILTSHIRE, CECIL W.	14,600	14,600	0	0
WINBOOK COMPUTER CORP.	33,850	33,850	0	0
WIND RIVER SYSTEMS	204,628	204,628	0	0
WINDBOUND CO.	1,748	1,748	0	1,748
WINDOWCHEM SOFTWARE, INC.	2,858	2,669	189	0
WINESTIMATOR, INC.	1,383	1,383	0	0
WING ENTERPRISES, INC.	1,066	0	1,066	0

Supplier Name	Total \$	SNL/NM \$	SNL/CA \$	NM \$
WING--LYNCH, INC.	9,888	9,888	0	0
WING, NORMAN D.	3,000	3,000	0	3,000
WINNING WORDS	31,840	11,300	20,540	0
WINN, JOY COMMUNICATIONS CONSULTANT	2,000	2,000	0	0
WINSYSTEMS, INC.	7,013	7,013	0	0
WIRE ROPE & RIGGING CONSULTANTS, INC.	17,591	17,591	0	0
WIRED, INC.	5,800	0	5,800	0
WIRENETICS CO.	1,283	0	1,283	0
WIRTH, G. A. CO., INC.	20,648	495	20,153	0
WIRTH, JOHN L.	15,738	15,738	0	15,738
WISCO SUPPLY, INC.	3,674	3,674	0	3,674
WISE	2,800	2,800	0	0
WISTECH CONTROLS	15,989	15,989	0	5,717
WMW ASSOCIATES	43,035	35,531	7,504	0
WOLFE, B. J. ENTERPRISES	1,204	1,204	0	0
WOLFORD, LARRY SERVICES	7,040	0	7,040	0
WOLFRAM RESEARCH, INC.	14,355	11,343	3,012	0
WOLF, DEBRA JAYNE	14,000	14,000	0	14,000
WOLLONGONG GROUP, INC., THE	3,395	3,395	0	0
WOMENS ECONOMIC SELF SUFFICIENCY TEAM (WESST)	2,000	2,000	0	2,000
WOODCOCK, GEORGE B. & CO.	37,051	35,701	1,350	0
WOODWORKERS SUPPLY, INC.	4,556	2,245	2,311	4,556
WOOLLAM, J. A. CO., INC.	70,000	16,000	54,000	0
WOOLSEY, CHARLES L.	45,471	45,471	0	45,471
WORDS & IMAGES	14,580	14,580	0	14,580
WORKGROUP TECHNOLOGY	177,783	177,783	0	0
WORKLINK INNOVATIONS	2,757	0	2,757	0
WORKSTATION SOLUTIONS, INC.	2,075	2,075	0	0
WORKSTATION TECHNOLOGIES, INC.	2,769	2,769	0	0
WORLD INFORMATION TECH	7,400	7,400	0	0
WORLD WIDE MARINE SERVICES, INC.	11,885	11,885	0	0
WORLD WILDLIFE FUND, INC.	200,000	200,000	0	0
WORLDWIDE AIRCRAFT SERVICE	125,000	125,000	0	0
WORLDWIDE TECHNOLOGIES	1,190	0	1,190	0
WO-RO-PRO CORP.	1,004	1,004	0	0
WORTHINGTON CYLINDER CORP.	1,797	1,797	0	0
WORTHINGTON DATA SOLUTIONS	3,515	3,515	0	0
WOVEN ELECTRONICS	1,361	1,361	0	0
WRAY, CHAD	2,160	2,160	0	2,160
WRIGHT CAPACITORS, INC.	7,697	7,697	0	0
WRIGHT LINE, INC.	364,777	54,090	310,687	41,255
WRIGHT, CLAY	15,000	15,000	0	15,000
WRIGHT, GEORGE F., JR.	7,000	7,000	0	7,000
WRIGHT, JEFF	15,000	15,000	0	15,000
WRIGHT, NORMAN MECHANICAL EQUIPMENT CO., INC.	1,802	0	1,802	0
WRIGHT, NORMAN S. & CO.	5,920	5,920	0	5,920
WRIGHT, PAUL KENNETH & ASSOCIATES	58,000	0	58,000	0
WR, INC.	3,925	3,925	0	0
WSF INDUSTRIES, INC.	84,987	84,987	0	0
WSI CORP.	5,272	2,500	2,772	0
WSPE SEMINAR	1,322	1,322	0	0
WUNDERLICH--MALEC ENGINEERING, INC.	164,650	164,650	0	164,650
WURZBACH, WILLIAM CO., INC.	8,260	0	8,260	0
WXTRON CORP.	2,060	2,060	0	0
WYAN DOT SEATING	16,413	16,413	0	0
WYKO CORP.	51,451	5,136	46,315	0
WYLE LABORATORIES	255,149	253,632	1,517	0

Supplier Name	Total \$	SNL/NM \$	SNL/CA \$	NM \$
WYMAN-GORDON FORGINGS	8,000	0	8,000	0
WYNTECH, INC.	6,406	0	6,406	0
XANTE CORP.	13,271	7,943	5,328	0
XCHANGE	1,071	1,071	0	0
XEL, INC.	11,608	11,608	0	0
XENOTRONIX, INC.	1,750	1,750	0	0
X-ERGON	1,171	0	1,171	0
XEROX CORP.	895,852	878,806	17,046	807,340
XEROX TELEBUSINESS	1,351	1,351	0	0
XES, INC.	90,227	88,097	2,130	0
XETEX, INC.	2,127	2,127	0	0
XILINX, INC.	12,088	12,088	0	8,111
XINET	4,740	2,600	2,140	0
X-L TRANSPORTATION	66,000	66,000	0	66,000
XOAS TOOLS	2,395	2,395	0	0
X-RAY OPTICS, INC.	11,600	11,600	0	0
XS INTERNATIONAL, INC.	19,980	0	19,980	0
XSIRIUS, INC.	37,509	0	37,509	0
XVT SOFTWARE, INC.	146,186	130,594	15,591	0
XYBION CORP.	25,707	25,707	0	0
XYNETICS, INC.	15,706	15,706	0	0
XYPLEX, INC.	7,436	7,436	0	0
YAMADA SCIENCE & ART CORP.	5,400	5,400	0	5,400
YAMAICHI ELECTRONICS, INC.	1,781	1,781	0	0
YANKEE ATOMIC ELECTRIC CO.	51,635	51,635	0	0
YAN, CHAO	3,500	0	3,500	0
YARDNEY TECHNICAL PRODUCTS, INC.	9,693	9,693	0	0
YEGGE PACKAGING, INC.	4,522	4,522	0	0
YELLOW SPRINGS INSTRUMENT, INC. (YSI)	2,212	2,212	0	0
YIELD ENGINEERING SYSTEMS, INC.	150,072	132	149,940	0
YORK TAPE & LABEL CO.	1,019	1,019	0	0
YOUNG MINDS, INC.	19,376	14,880	4,496	0
YOUNG'S MOBILE HOMES	5,756	5,756	0	5,756
YOUNG, RICHARD PRODUCTS OF COLORADO	7,154	379	6,776	0
YOUNG, R. M. CO.	1,264	884	380	0
YOUR SUPPLY DEPOT, LTD.	1,932	1,932	0	0
YUASA EXIDE, INC.	4,641	4,641	0	4,641
Z MICROSYSTEMS	536,673	534,762	1,911	0
Z WORLD ENGINEERING	7,170	7,170	0	0
ZACK ELECTRONICS	9,593	1,060	8,533	0
ZAK, INC.	2,345	2,345	0	0
ZASIO ENTERPRISES, INC.	7,040	7,040	0	0
ZBB TECHNOLOGIES, INC.	374,749	374,749	0	0
ZC&R COATINGS FOR OPTICS, INC.	7,070	7,070	0	0
ZEBRA TECHNOLOGIES CORP.	2,068	2,068	0	0
ZEE MEDICAL SERVICE	5,600	5,600	0	5,600
ZEINET, INC.	2,000	0	2,000	0
ZEISSET ASSOCIATES	6,905	0	6,905	0
ZEISS, CARL, INC.	505,116	505,116	0	0
ZELLWEGER ANALYTICS, INC.	43,650	43,650	0	0
ZENDEX CORP.	5,900	5,900	0	0
ZENGER-MILLER, INC.	18,437	1,045	17,393	0
ZENITH DATA SYSTEMS	2,599	2,599	0	0
ZEOS INFORMATION SYSTEMS, INC.	57,926	50,655	7,271	0
ZEOS INTERNATIONAL, LTD.	40,439	40,439	0	0
ZERNIKE, FRITS	96,432	0	96,432	0
ZERO CORP.	48,709	45,356	3,353	1,139
ZERO ENCLOSURES CORP.	12,343	10,433	1,910	8,725
ZERO STANTRON CABINETS	10,438	8,100	2,337	0

Supplier Name	Total \$	SNL/NM \$	SNL/CA \$	NM \$
ZETA CONSTRUCTION CO., INC.	4,102	4,102	0	4,102
ZETA GRAPHICS	1,250	0	1,250	0
ZEUS DISTRIBUTORS	35,052	35,052	0	0
ZIA GRAPHICS	13,381	13,381	0	13,381
ZIATECH CORP.	42,861	42,861	0	35,646
ZIEMANN, DR. PAUL	14,400	14,400	0	0
ZIMMERMAN, D. C.	20,000	20,000	0	0
ZIRCAR PRODUCTS, INC.	78,453	76,684	1,769	0
ZOLL MEDICAL CORP.	21,874	21,874	0	0
ZOLLER, PAUL	2,200	2,200	0	0
ZOMEWORKS CORP.	16,890	11,248	5,642	16,890
ZONGE ENGINEERING & RESEARCH, INC.	23,050	23,050	0	0
ZONIC A&D CO.	1,000	1,000	0	0
ZUKEN-REDAC	16,480	16,480	0	0
ZUNI RENTAL	28,675	28,675	0	28,675
ZWEIG, GEOFFREY	5,000	5,000	0	0
ZWICK SYSTEMS, INC.	2,185	2,185	0	0
ZYCAD CORP.	25,220	25,220	0	0
ZYGO CORP.	21,435	20,435	1,000	0
ZYTRONIX	2,347	2,347	0	0
ZZYZX WORKSTATION PERIPHERALS	105,441	58,325	47,116	0


**Integrated Contractor & Federal Agency
Commitments of \$1,000 or Over From
Sandia National Laboratories/New Mexico & California**

**Integrated Contractor & Federal Agency
Commitments of \$1,000 or Over from Sandia National
Laboratories/New Mexico and California**

	<u>SNL/NM</u>	<u>SNL/CA</u>
Allied Signal Aerospace Co.	6,022,901.00	260,053.00
Argonne National Laboratory	72,638.00	(6,108.00)
Brookhaven National Laboratory	1,200,976.12	400,000.00
Bureau of Land Management	192,000.00	0.00
Defense Electronic Supply Center	4,600.00	0.00
Defense Nuclear Agency	20,000.00	0.00
EG&G Atlas	10,560.00	0.00
EG&G Energy Measurements, Inc.	272,257.34	61,956.00
EG&G Rocky Flats, Inc.	16,327.00	52,756.00
EG&G/Mound Applied Technologies	3,991.00	23,606.00
Four Mile Fire Protection District	5,000.00	0.00
General Services Administration	2,023.31	0.00
Goddard Space Flight Center	0.00	62,151.00
Illinois Institute of Technology Research Institute (IITRI)	116,260.00	0.00
Inhalation Toxicology Research Institute	132,010.17	48,900.00
Library of Congress	35,000.00	0.00
Lockheed Idaho Technology Co.	696,287.00	0.00
Martin Marietta Energy Systems	837,668.78	72,248.00
Martin Marietta Specialty Components, Inc.	1,983,282.95	13,692.00
Mason & Hanger Silas Mason Co.	317,393.80	362.00
National Aeronautics & Space Administration	286,151.00	0.00
National Communications System	6,000.00	0.00
National Institute of Standards & Technology	17,291.00	0.00
National Park Service	475,000.00	0.00
National Science Foundation	229,000.00	0.00
National Security Agency	0.00	237,696.00
Pacific Northwest Laboratory	318,366.69	675,693.00
Raytheon Services Nevada (RSN)	233,392.60	0.00
Redstone Technical Test Center	87,000.00	0.00
Reynolds Electrical & Engineering Co., Inc.	1,113,651.61	135,814.00
Ross Aviation, Inc.	1,955,000.00	253,696.00
Rust Geotech, Inc.	978,300.52	0.00
Stanford Linear Accelerator Center	0.00	1,500.00
Tonto National Forest	91,000.00	0.00
Unicor	149,315.23	0.00
University of California	6,684,564.80	5,319,002.00
US Department of Commerce	286,037.00	900.00
US Department of Energy	673,758.38	1,335,449.00
US Department of the Air Force	2,103,349.41	0.00
US Department of the Army	340,582.00	25,424.00
US Department of the Interior	132,841.81	0.00
US Department of the Navy	715,076.00	0.00
US Geological Survey	296,500.00	0.00
US Government Printing Office	1,104,032.00	113,922.00
US Marine Corps	20,000.00	0.00
West Valley Nuclear Services Co.	13,345.05	0.00
Westinghouse Hanford Co.	534,736.00	0.00




**Transportation Commitments of \$1,000 or Over From
Sandia National Laboratories/New Mexico & California**



Transportation Commitments of \$1,000 or Over From Sandia National Laboratories/New Mexico & California

	<u>Total (\$)</u>		<u>Total (\$)</u>
ABF Freight Systems	\$15,711	Mayflower Moving and Storage	\$7,312
Air Cargo, Unknown Carrier	2,218	Merchants Fast Freight	14,146
Allied Van Lines	73,947	Motor Cargo	21,459
Bonfield Bros.	1,440	Navajo Express, Inc.	4,976
Burlington Air Express	189,570	North American Van Lines	10,803
Burlington Northern Air Freight, Inc.	65,858	Overnight Transportation	50,872
Consolidated Freightways	91,282	Roadway Express	13,749
Con-Way Western Express	22,179	Roadway Package System, Inc.	60,002
DiSalvo Trucking Co.	2,254	Roberts Express, Inc.	1,041
Emery Worldwide Consolidated Freight	95,974	RPSI	21,131
Espinosa Cartage	10,361	Tri-State Motor Transport	25,533
Federal Express	288,209	United Parcel Service, Inc.	12,068
Gibson Truck Line	111,662	United Van Lines	528,567
Graebel American Mover	14,674	Viking Freight System, Inc.	3,918
Graebel Van Lines, Inc.	423,723	Yellow Freight Systems	58,884



DISTRIBUTION:

		<u>MS</u>		<u>Org.</u>	
1	US DOE	1	9116	D. J. Wallace	08534
	CPD/PSB	5	0185	K. G. Haug	10100
	Attn: R. C. Braden, Jr.	1	0200	D. R. Stimak	10200
	P.O. Box 5400	1	0203	L. V. Miranda	10203
	Albuquerque, NM 87115	1	0204	A. L. Hardeman	10204
	MS0184	1	0202	C. E. Wenk	10206
1	US DOE	20	0202	C. C. Schneeberger	10210
	Kirtland Area Office	1	0202	D. J. Larrichio	10217
	Attn: K. A. Carlson	1	0221	D. L. Palmer	10220
	P.O. Box 5400	1	0221	H. G. Jones	10221
	Albuquerque, NM 87185-5400	1	0221	B. K. Weatherly	10224
	MS0184	1	0201	L. D. L. Ellis	10230
		1	0216	G. G. Graham	10231
15	All SNL Vice Presidents	1	0212	H. L. Crumley	10232
		1	0201	C. H. Reeder	10240
86	All SNL Directors	1	0222	A. H. Sanchez	10242
		1	0214	E. J. Kerr	10244
		1	0202	G. L. Record	10250
		1	0251	T. A. Thompson	10251
		2	0100	Document Processing for DOE/OSTI	07613-2
		1	9018	Central Technical Files	08523-2
		1	0619	Print Media	12615
		5	0899	Technical Library	04414

5

DISCLAIMER

This report was prepared as an account of work sponsored by an agency of the United States Government. Neither the United States Government nor any agency thereof, nor any of their employees, makes any warranty, express or implied, or assumes any legal liability or responsibility for the accuracy, completeness, or usefulness of any information, apparatus, product, or process disclosed, or represents that its use would not infringe privately owned rights. Reference herein to any specific commercial product, process, or service by trade name, trademark, manufacturer, or otherwise does not necessarily constitute or imply its endorsement, recommendation, or favoring by the United States Government or any agency thereof. The views and opinions of authors expressed herein do not necessarily state or reflect those of the United States Government or any agency thereof.