

S

SPOTLITE-USA



**World's Largest Collection of Dimmable
LED Filament Lamps Stocked in Los Angeles**

January 2015 Collection



25 WATT Halogen Equivalent
A19 Star Collection

Dimmable

Product Description

Antique Retro Vintage Light Bulb - This new form LED approaches as close as possible the look of a vintage type bulb with modern high efficiency LED technology.

Features

- **Dimmable**
- Non-flickering
- No UV / No IR

Item No.	Form	Lens	Input	Base	Watts	CCT	Lumens	Rated Life (hrs)	CRI	Beam Angle	Dimming
42031	A19	Clear	120V	E26	2W	2200K	200	30,000	82	360	Yes
42032	A19	Amber	120V	E26	2W	2200K	200	30,000	82	360	Yes

125MM



3W Item# 42037



3W Item# 42038

125MM Diameter
5.0"



6.0"

30 WATT Halogen Equivalent G-125 Star Collection Clear & Amber 5 Inch Globe

Dimmable

Product Description

Antique Retro Vintage Light Bulb - This new form LED approaches as close as possible the look of a Vintage type filament bulb with modern high efficiency LED technology.

Features

- **Dimmable**
- Non-flickering
- No UV / No IR

Item No.	Form	Lens	Input	Base	Watts	CCT	Lumens	Rated Life (hrs)	CRI	Beam Angle	Dimming
42037	G125	Clear	120V	E26	3W	2200K	300	20,000	82	360	Yes
42038	G125	Amber	120V	E26	3W	2200K	300	20,000	82	360	Yes

95MM



3W Item# 42035

3W Item# 42036

95MM Diameter
4.0"



5.5"

30 WATT Halogen Equivalent G-95 Star Collection Clear & Amber 4 Inch Globe

Dimmable

Product Description

Antique Retro Vintage Light Bulb - This new form LED approaches as close as possible the look of a Vintage type filament bulb with modern high efficiency LED technology.

Features

- Dimmable
- Non-flickering
- No UV / No IR

Item No.	Form	Lens	Input	Base	Watts	CCT	Lumens	Rated Life (hrs)	CRI	Beam Angle	Dimming
42035	G95	Clear	120V	E26	3W	2200K	300	20,000	82	360	Yes
42036	G95	Amber	120V	E26	3W	2200K	300	20,000	82	360	Yes

45MM



1W Item# 42023
E26 Base



1W Item# 42024
E26 Base



1W Item# 42063
E12 Base



1W Item# 42064
E12 Base

15 WATT Halogen Equivalent
G-45 Star Collection
Clear & Amber 2 Inch Globe

Dimmable

Product Description

Antique Retro Vintage Light Bulb - This new form LED approaches as close as possible the look of a Vintage type filament bulb with modern high efficiency LED technology.

Features

- **Dimmable**
- Non-flickering
- No UV / No IR

Item No.	Form	Lens	Input	Base	Watts	CCT	Lumens	Rated Life (hrs)	CRI	Beam Angle	Dimming
42023	G45	Clear	120V	E26	1W	2200K	100	20,000	82	360	Yes
42024	G45	Amber	120V	E26	1W	2200K	100	20,000	82	360	Yes
42063	G45	Clear	120V	E12	1W	2200K	100	20,000	82	360	Yes
42064	G45	Amber	120V	E12	1W	2200K	100	20,000	82	360	Yes



50 WATT Halogen Equivalent
Pyramid Star Collection
Clear & Amber

Dimmable

Product Description

This LED has an amazing new look. This new bulb combines a decorative look with modern high efficiency LED technology.

Features

- **Dimmable**
- Non-flickering
- No UV / No IR

Item No.	Form	Lens	Input	Base	Watts	CCT	Lumens	Rated Life (hrs)	CRI	Beam Angle	Dimming
42068	Pyramid 1	Clear	120V	E26	5W	2200K	500	20,000	82	360	Yes
42067	Pyramid 1	Amber	120V	E26	5W	2200K	500	20,000	82	360	Yes
42069	Pyramid 2	Clear	120V	E26	5W	2200K	500	20,000	82	360	Yes
42066	Pyramid 2	Amber	120V	E26	5W	2200K	500	20,000	82	360	Yes




3W Item# 42029



3W Item# 42030

64MM Diameter



30 WATT Halogen Equivalent
ST-64 Star Collection
Clear & Amber

Dimmable

Product Description

Antique Retro Vintage Light Bulb - This new form LED approaches as close as possible the look of a Vintage type filament bulb with modern high efficiency LED technology.

Features

- **Dimmable**
- Non-flickering
- No UV / No IR

Item No.	Form	Lens	Input	Base	Watts	CCT	Lumens	Rated Life (hrs)	CRI	Beam Angle	Dimming
42029	ST-64	Clear	120V	E26	3W	2200K	300	20,000	82	360	Yes
42030	ST-64	Amber	120V	E26	3W	2200K	300	20,000	82	360	Yes



2W Item# 42025



2W Item# 42026

20 WATT Halogen Equivalent T-30 Star Collection Clear & Amber

Dimmable

Product Description

Antique Retro Vintage Light Bulb - This new form LED approaches as close as possible the look of a vintage type filament bulb with modern high efficiency LED technology.

Features

- **Dimmable**
- Non-flickering
- No UV / No IR

Item No.	Form	Lens	Input	Base	Watts	CCT	Lumens	Rated Life (hrs)	CRI	Beam Angle	Dimming
42025	T30	Clear	120V	E26	2W	2200K	200	20,000	82	360	Yes
42026	T30	Amber	120V	E26	2W	2200K	200	20,000	82	360	Yes



4 Filament
ITEM# 41068



5 Filament
ITEM# 41069



6 Filament
ITEM# 41070



8 Filament
ITEM# 41181



10 Filament
ITEM# 41145

**40 WATT,
50 WATT, 60 WATT
75 WATT, 100 WATT** Halogen Equivalent
**A19 LED Multi-Filament
All Glass Body**

Dimmable

Product Description

Spotlite Filament LED Lamps provide a 360 degree beam angle. These lamps continue the more than 100 years of tradition of preferring incandescent bulbs. Delivering incandescent-like sparkling light effects. Lighting in the hospitality industry, as well as home environments. These lamps employ Multi-Linear LED filaments.

Features

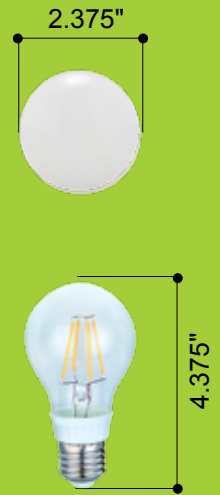
- True 40W, 50W, 60W, 75W, 100W replacement
- Non-flickering
- Available in Medium Base – E26
- No UV / No IR
- Instant-on

Construction

All Glass Body
Clear Glass Lens
E26 Base



Item No.	Form	Lens	Input	Base	Watts	CCT	Lumens	Rated Life (hrs)	CRI	Beam Angle	Dimming
41068	A19	Clear	120V	E26	4W	2700K	400	30,000	82	360	Yes
41069	A19	Clear	120V	E26	5W	2700K	500	30,000	82	360	Yes
41070	A19	Clear	120V	E26	6W	2700K	600	30,000	82	360	Yes
41181	A19	Clear	120V	E26	7W	2700K	800	30,000	82	360	Yes
41145	A19	Clear	120V	E26	8W	2700K	900	30,000	82	360	Yes



6W

8W

50 WATT
75 WATT Halogen Equivalent
A19 LED Filament

Dimmable
Non-Dimmable

Product Description - Edison Collection

Spotlite Filament LED Lamps provide a 360 degree beam angle. This lamp continues the more than 100 years of tradition of preferring incandescent bulbs. Delivering incandescent-like sparkling light effects, LED Filament bulbs are ideal for general and decorative lighting in the hospitality industry, as well as home environments. The lamp employs Linear LED filaments.

Features

- **Dimmable**/Non-Dimmable
- True 50W - 75W replacement
- Non-flickering
- Available in Medium Base – E26
- Glare-free
- No UV / No IR
- Instant-on



Item No.	Form	Lens	Input	Base	Watts	CCT	Lumens	Rated Life (hrs)	CRI	Beam Angle	Dimming
41025	A19	Clear	120V	E26	6W	2700K	600	30,000	82	360	Yes
40603	A19	Clear	120V	E26	8W	2700K	900	30,000	82	360	No



6W

60 WATT Halogen Equivalent
A19 LED Filament Amber
All Glass Body

Dimmable

Product Description - Edison Collection

Spotlite Filament LED Lamps provide a 360 degree beam angle. This lamp continues the more than 100 years of tradition of preferring incandescent bulbs. Delivering incandescent-like sparkling light effects with a warm amber glow, LED Filament bulbs are ideal for general and decorative lighting in the hospitality industry, as well as home environments. The lamp employs Linear LED filaments.

Features

- **Dimmable**
- True 60W
- Non-flickering
- Available in Medium Base – E26
- No UV / No IR
- Instant-on



Item No.	Form	Lens	Input	Base	Watts	CCT	Lumens	Rated Life (hrs)	CRI	Beam Angle	Dimming
42045	A19	Amber	120V	E26	6W	2700K	600	30,000	82	300	Yes



40 WATT
60 WATT
75 WATT Halogen Equivalent

4W ITEM# 41159

6W ITEM# 41161

8W ITEM# 41162

A19 LED Filament All Glass Body Zig Zag

Dimmable

Product Description

Spotlite Filament LED Lamps provide a 360 degree beam angle. This lamp continues the more than 100 years of tradition of preferring incandescent bulbs. Delivering incandescent-like sparkling light effects, LED Filament bulbs are ideal for general and decorative lighting in the hospitality industry, as well as home environments. The lamp employs Linear LED filaments.

Features

- **Dimmable**
- True 40W, 60W, 75W replacement
- Non-flickering
- Available in Medium Base E26
- No UV / No IR
- Instant-on



Item No.	Form	Lens	Input	Base	Watts	CCT	Lumens	Rated Life (hrs)	CRI	Beam Angle	Dimming
41159	A19	Clear	120V	E26	4W	2700K	400	30,000	82	360	Yes
41161	A19	Clear	120V	E26	6W	2700K	600	30,000	82	360	Yes
41162	A19	Clear	120V	E26	8W	2700K	800	30,000	82	360	Yes



25 WATT
40 WATT Halogen Equivalent
All Glass Body
Candle LED Torpedo



2W
 ITEM# 41067



4W
 ITEM# 41063

Dimmable

Product Description

With a clear all glass body these lamps cast light in all directions, including down. Light is properly centered so chandeliers and shaded fixtures illuminate with no shadowing or dark spots.

Construction

Aluminum Housing
 Clear Glass Lens
 E12 Base



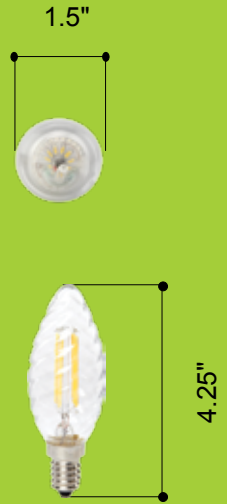
Item No.	Form	Lens	Input	Base	Watts	CCT	Lumens	Rated Life (hrs)	CRI	Beam Angle	Dimming
41067	Torpedo	Clear	120V	E12	2W	2700K	200	30,000	82	360	Yes
41063	Torpedo	Clear	120V	E12	4W	2700K	400	30,000	82	360	Yes



2W ITEM# 42011



4W ITEM# 42012



25 WATT
40 WATT Halogen Equivalent
Twisted Torpedo/Ice Cream

Dimmable

Product Description

Available in clear twisted decorative lens these lamps cast light in all directions. Light is properly centered so chandeliers and shaded fixtures illuminate with no shadowing or dark spots.

Features

- 30,000 hrs rated life
- **Dimmable**
- 200 - 400 lumens
- 360 degree lighting
- 2700k warm white
- No UV / No IR

Construction

Aluminum Housing
 Twisted decorative clear glass lens.
 E12 Base



Item No.	Form	Lens	Input	Base	Watts	CCT	Lumens	Rated Life (hrs)	CRI	Beam Angle	Dimming
42011	Torpedo	Clear	120V	E12	2W	2700K	200	30,000	82	360	Yes
42012	Torpedo	Clear	120V	E12	4W	2700K	400	30,000	82	360	Yes



2W ITEM# 41116

4W ITEM# 41117

25 WATT

40 WATT Halogen Equivalent

Candle Flame Tip Short & Slim

Dimmable

Product Description

Available in a clear lens these lamps cast light in all directions, including down. Light is properly centered so chandeliers and shaded fixtures illuminate with no shadowing or dark spots.

Construction

Aluminum Housing
Clear Glass Lens
E12 Base

Features

- 30000 hrs rated life
- **Dimmable**
- 200-400 lumens
- 360 degree lighting
- 2700k warm white
- No UV / No IR



Item No.	Form	Lens	Input	Base	Watts	CCT	Lumens	Rated Life (hrs)	CRI	Beam Angle	Dimming
41116	Flame Tip	Clear	120V	E12	2W	2700K	200	30,000	82	360	Yes
41117	Flame Tip	Clear	120V	E12	4W	2700K	400	30,000	82	360	Yes



25 WATT
40 WATT
60 WATT
75 WATT Halogen Equivalent
ST-64 Clear

2W, 4W,
6W, 8W

Dimmable

Product Description

This vintage looking light bulb is in the form of the historic original Edison light bulb. This nostalgic bulb is great for chandeliers and sconces. Although this bulb appears antique it uses linear LED filaments and is incredibly energy efficient.

Construction

Aluminum Housing
 Clear Glass Lens
 E26 Base

Features

- 30000 hrs rated life
- **Dimmable**
- 200 - 600 lumens
- 360 degree lighting
- 2700k warm white
- No UV / No IR



Item No.	Form	Lens	Input	Base	Watts	CCT	Lumens	Rated Life (hrs)	CRI	Beam Angle	Dimming
41102	ST-64	Clear	120V	E26	2W	2700K	200	30000	80	360	Yes
41098	ST-64	Clear	120V	E26	4W	2700K	400	30,000	80	360	Yes
41100	ST-64	Clear	120V	E26	6W	2700K	600	30,000	80	360	Yes
42081	ST-64	Clear	120V	E26	8W	2700K	800	30,000	80	360	Yes



25 WATT
40 WATT Halogen Equivalent
ST-48 Clear

Dimmable

Product Description

These gorgeous vintage light bulbs create a beautiful ambiance - the old fashioned style filaments glowing with warm light, just like the originals invented by Thomas Edison.

These old style light bulbs are very versatile and can be used with a lamp shade or look stunning just on their own. They can be used as the main light in a room or can simply be decorative.

Features

- **Dimmable**
- True 25W-40W replacement
- Non-flickering
- Full 360 degree lighting
- No UV / No IR



Item No.	Form	Lens	Input	Base	Watts	CCT	Lumens	Rated Life (hrs)	CRI	Beam Angle	Dimming
42015	ST-48	Clear	120V	E12	2W	2700K	200	30,000	82	360	Yes
42016	ST-48	Clear	120V	E26	2W	2700K	200	30,000	82	360	Yes
42017	ST-48	Clear	120V	E12	4W	2700K	400	30,000	82	360	Yes
42018	ST-48	Clear	120V	E26	4W	2700K	400	30,000	82	360	Yes

107MM



6W Item# 42014
Pointed Pyramid
Pyramid 1

120MM



6W Item# 42049
Inverted Pyramid
Pyramid 2

60 WATT Halogen Equivalent Faceted Pyramid

Dimmable

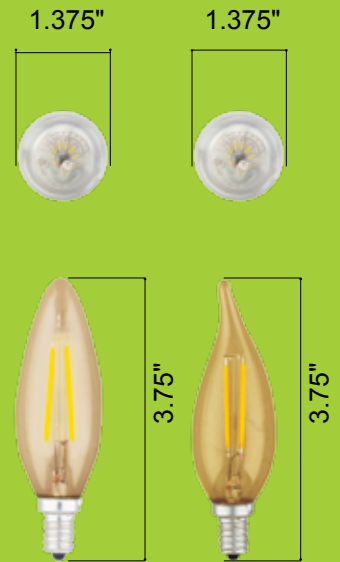
Product Description

Such a beautiful light bulb. These faceted bulbs have great "charisma"! These lights bring a lot of atmosphere to your home!

Features

- **Dimmable**
- True 60W replacement
- Non-flickering
- Full 360 degree lighting
- No UV / No IR

Item No.	Form	Input	Base	Watts	CCT	Lumens	Rated Life (hrs)	CRI	Beam Angle	Dimmable
42014	Pointed Pyramid 1	110V	E26	6W	2200K	600	30,000	82	360	Yes
42049	Inverted Pyramid 2	110V	E26	6W	2200K	600	30,000	82	360	Yes



25 WATT
40 WATT Halogen Equivalent
Amber Torpedo & Flame Tip
All Glass Body

Dimmable

Product Description

Available in a nostalgic amber lens these lamps cast light in all directions, including down. Light is properly centered so chandeliers and shaded fixtures illuminate with no shadowing or dark spots.

Construction

Aluminum Housing
 Amber Glass Lens
 E12 Base

Features

- 30000 hrs rated life
- **Dimmable**
- 200 - 400 lumens
- 360 degree lighting
- 2700k warm white
- No UV / No IR

Item No.	Form	Lens	Input	Base	Watts	CCT	Lumens	Rated Life (hrs)	CRI	Beam Angle	Dimming
41144	Torpedo	Amber	120V	E12	2W	2700K	200	30,000	82	360	Yes
42002	Flame Tip	Amber	120V	E12	2W	2700K	200	30,000	82	360	Yes
41143	Torpedo	Amber	120V	E12	4W	2700K	400	30,000	82	360	Yes
42003	Flame Tip	Amber	120V	E12	4W	2700K	400	30,000	82	360	Yes

25 WATT
40 WATT
60 WATT
80 WATT Halogen Equivalent
ST-64 Amber



64MM Diameter



- 2W** ITEM# 41104
- 4W** ITEM# 41099
- 6W** ITEM# 41101
- 8W** ITEM# 42004

Dimmable

Product Description

This vintage looking light bulb is in the form of the historic original Edison light bulb. This nostalgic bulb is great for chandeliers and sconces. Although this bulb appears antique it uses linear LED filaments and is incredibly energy efficient.

Construction

Aluminum Housing
 Amber Glass Lens
 E26 Base

Features

- 30000 hrs rated life
- **Dimmable**
- 200 to 800 lumens
- 360 degree lighting
- 2700k warm white
- No UV / No IR



Item No.	Form	Lens	Input	Base	Watts	CCT	Lumens	Rated Life (hrs)	CRI	Beam Angle	Dimming
41104	ST-64	Amber	120V	E26	2W	2700	200	30,000	80	360	Yes
41099	ST64	Amber	120V	E26	4W	2700	400	30000	80	360	Yes
41101	ST-64	Amber	120V	E26	6W	2700	600	30,000	80	360	Yes
42004	ST-64	Amber	120V	E26	8W	2700	800	30,000	80	360	Yes



30mm Diameter

1.75"



7.25"



40 WATT

60 WATT

80 WATT

Halogen Equivalent

T-30 LED

4W ITEM# 41095

6W ITEM# 41105

8W ITEM# 42007

Dimmable

Product Description - Edison Collection

This tubular LED lamp uses linear LED filaments. Comes in various wattages. Energy saving.

Features

- 30000 hrs rated life
- **Dimmable**
- 400 - 800 lumens
- 360 degree lighting
- 2700k warm white
- No UV / No IR

Construction

Aluminum Housing
Clear Glass Lens



Item No.	Form	Lens	Input	Base	Watts	CCT	Lumens	Rated Life (hrs)	CRI	Beam Angle	Dimming
41095	T-30	Clear	120V	E26	4W	2700	400	30,000	82	360	Yes
41105	T-30	Clear	120V	E26	6W	2700	600	30,000	82	360	Yes
42007	T-30	Clear	120V	E26	8W	2700	800	30,000	82	360	Yes



2W

ITEM# 41177

2W

ITEM# 41178

2W

ITEM# 41179



25 WATT Halogen Equivalent

All Glass Body LED Colored Filament Torpedo

Non-Dimmable

Product Description

With a clear all glass body these lamps cast light in all directions, including down. Light is properly centered with no shadowing or dark spots.

Here we provide a clear lens that doesn't obstruct the brilliant color of the filaments.

Filaments are available in **Sapphire Blue**, **Ruby Red** and **Emerald Green**.

Construction

Aluminum Housing
Clear Glass Lens
E12 Base

Innovative: Clear Lens Colored Light Source

Item No.	Form	Lens	Input	Base	Watts	CCT	Lumens	Rated Life (hrs)	CRI	Beam Angle	Dimming
41177	Torpedo	Sapphire Blue	120V	2W	2700K	200	E12	30,000	82	360	No
41178	Torpedo	Ruby Red	120V	2W	2700K	200	E12	30,000	82	360	No
41179	Torpedo	Emerald Green	120V	2W	2700K	200	E12	30,000	82	360	No



25 WATT
40 WATT Halogen Equivalent

Candle LED Torpedo and Flame Tip All Glass Body

Dimmable



2W
ITEM# 41148



4W
ITEM# 42055



2W
ITEM# 41167



4W
ITEM# 41168

Product Description

With a clear all glass body, these lamps cast light in all directions including down. Light is properly centered so chandeliers and shaded fixtures illuminate with no shadowing or dark spots.

Features

- Dimmable
- 360 degree lighting
- E12 Base

Construction

Aluminum Housing
 Clear Glass Lens

(CRI 92 - 2200K)

High Color Rendering Index
Very warm white 2200K



Item No.	Form	Lens	Input	Base	Watts	CCT	Lumens	Rated Life (hrs)	CRI	Beam Angle	Dimming
41148	Torpedo	Clear	120V	E12	2W	2200K	200	20,000	92	360	Yes
42055	Torpedo	Clear	120V	E12	4W	2200K	400	30,000	92	360	Yes
41167	Flame Tip	Clear	120V	E12	2W	2200K	200	20,000	92	360	Yes
41168	Flame Tip	Clear	120V	E12	4W	2200K	400	30,000	92	360	Yes

4W
S14



4W
Torpedo



4W
2 Inch
G16.5



5W
4 Inch
G95



S14, Torpedo, G16.5, G95

Dimmable

Product Description

With a clear all glass body, these lamps cast light in all directions including down. Light is properly centered so chandeliers and shaded fixtures illuminate with no shadowing or dark spots. With 92 CRI and 2200K these lamps produce a warmer illumination.

Features

- Dimmable
- 360 degree lighting
- Warmer illumination
- E12 and E26 Base

(CRI 92 - 2200K)

**High Color Rendering Index
Very warm white 2200K**

Item No.	Form	Lens	Input	Base	Watts	CCT	Lumens	Rated Life (hrs)	CRI	Beam Angle	Dimming
42078	G16.5	Clear	120V	E12	4W	2200K	400	30,000	92	360	Yes
42079	S-14	Clear	120V	E26	4W	2200K	400	30,000	92	360	Yes
42080	Torpedo	Clear	120V	E26	4W	2200K	400	30,000	92	360	Yes
42077	G95	Clear	120V	E26	5W	2200K	500	30,000	92	360	Yes



T30, ST-64, G125, A19

Dimmable

Product Description

With a clear all glass body, these lamps cast light in all directions including down. Light is properly centered so chandeliers and shaded fixtures illuminate with no shadowing or dark spots. With 92 CRI and 2200K these lamps produce a warmer illumination.

Features

- Dimmable
- 360 degree lighting
- Warmer illumination
- E26 Base

(CRI 92 – 2200K)

**High Color Rendering Index
Very warm white 2200K**

Item No.	Form	Lens	Input	Base	Watts	CCT	Lumens	Rated Life (hrs)	CRI	Beam Angle	Dimming
42073	A19	Clear	120V	E26	6W	2200K	600	30,000	92	360	Yes
42074	ST-64	Clear	120V	E26	6W	2200K	600	30,000	92	360	Yes
42075	T30	Clear	120V	E26	6W	2200K	600	30,000	92	360	Yes
42076	G125	Clear	120V	E26	6W	2200K	600	30,000	92	360	Yes

2W ITEM# 41155

4W ITEM# 42047



2W ITEM# 42008

4W ITEM# 42009



25 WATT 40 WATT Halogen Equivalent Candle LED Torpedo & Flame Tip E26 Base

Dimmable

Product Description

With a clear all glass body these lamps cast light in all directions, including down. Light is properly centered so chandeliers and shaded fixtures illuminate with no shadowing or dark spots.

Construction

Aluminum Housing
Clear Glass Lens
E26 Base



Item No.	Form	Lens	Input	Base	Watts	CCT	Lumens	Rated Life (hrs)	CRI	Beam Angle	Dimming
41155	Torpedo	Clear	120V	E26	2W	2700K	200	30,000	82	360	Yes
42047	Torpedo	Clear	120V	E26	4W	2700K	400	30,000	82	360	Yes
42008	Flame Tip	Clear	120V	E26	2W	2700K	200	30,000	82	360	Yes
42009	Flame Tip	Clear	120V	E26	4W	2700K	400	30,000	82	360	Yes



2W Item No. 41120

4W Item No. 41121

E26 Base



2W Item No. 41080

4W Item No. 41083

E12 Base

25 WATT
40 WATT Halogen Equivalent
G16.5 2 Inch Globe

Dimmable
Non-Dimmable

Product Description

Spotlite Filament LED Lamps provide a 360 degree beam angle. This lamp continues the more than 100 years of tradition of preferring incandescent bulbs. Delivering incandescent-like sparkling light effects,

LED Filament bulbs are ideal for general and decorative lighting in the hospitality industry, as well as home environments. The lamp employs linear LED filaments.

Features

- True 25W and 40W replacement
- **Dimmable-Non-Dimmable**
- Non-flickering
- No UV / No IR
- Instant-on



Item No.	Form	Lens	Input	Base	Watts	CCT	Lumens	Rated Life (hrs)	CRI	Beam Angle	Dimming
41120	G16.5	Clear	120V	E26	2W	2700K	200	30,000	82	360	Yes
41080	G16.5	Clear	120V	E12	2W	2700K	200	30,000	82	360	No
41121	G16.5	Clear	120V	E26	4W	2700K	400	30,000	82	360	Yes
41083	G16.5	Clear	120V	E12	4W	2700K	400	30,000	82	360	Yes



25 WATT
40 WATT
50 WATT
60 WATT Halogen Equivalent
Globe Filament



2 Inch

ITEM# 41120 2W E26
 ITEM# 41080 2W E12
 ITEM# 41083 4W E12
 ITEM# 41121 4W E26



3 Inch

ITEM# 41084



4 Inch

ITEM# 41081



5 Inch

ITEM# 41082

Dimmable

Product Description - Edison Collection

Spotlite Filament LED Lamps provide a 360 degree beam angle. This lamp continues the more than 100 years of tradition of preferring incandescent bulbs. Delivering incandescent-like sparkling light effects, LED Filament bulbs are ideal for general and decorative lighting in the hospitality industry, as well as home environments. The lamp employs Linear LED filaments.

Features

- **Dimmable**
- True 25W, 40W, 45W, 60W
- Non-flickering
- Available in two bases – E12 and E26
- No UV / No IR
- Instant-on



Item No.	Form	Lens	Input	Base	Watts	CCT	Lumens	Rated Life (hrs)	CRI	Beam Angle	Dimming
41120	G16.5 2 in	Clear	120V	E26	2W	2700K	200	30,000	82	360	Yes
41080	G16.5 2 in	Clear	120V	E12	2W	2700K	200	30,000	82	360	Yes
41083	G16.5 2 in	Clear	120V	E12	4W	2700K	400	30,000	82	360	Yes
41121	G16.5 2 in	Clear	120V	E26	4W	2700K	400	30,000	82	360	Yes
41084	G25 3 in	Clear	120V	E26	4W	2700K	400	30,000	82	360	Yes
41081	G40 4 in	Clear	120V	E26	5W	2700K	500	30,000	82	360	Yes
41082	G60 5 in	Clear	120V	E26	5W	2700K	500	30,000	82	360	Yes



25 WATT
40 WATT Halogen Equivalent
S14 Clear & Amber

2W ITEM# 42061 Amber

4W ITEM# 42062 Amber

2W ITEM# 41085 Clear

4W ITEM# 41096 Clear

Dimmable

Product Description

This vintage looking light bulb is in the form of the historic original Edison light bulb. This nostalgic bulb is great for chandeliers and sconces. Although this bulb appears antique it uses linear LED filaments and is incredibly energy efficient.

Features

- 30000 hrs rated life
- **Dimmable**
- 200 - 400 lumens
- 360 degree lighting
- 2700k warm white
- No UV / No IR



Item No.	Form	Lens	Input	Base	Watts	CCT	Lumens	Rated Life (hrs)	CRI	Beam Angle	Dimming
41085	S-14	Clear	120V	E26	2W	2700	200	30,000	82	360	Yes
42061	S-14	Amber	120V	E26	2W	2700	200	30,000	82	360	Yes
41096	S-14	Clear	120V	E26	4W	2700	400	30,000	82	360	Yes
42062	S-14	Amber	120V	E26	4W	2700	400	30,000	82	360	Yes



3 Watt
ITEM# 42039



3 Watt
ITEM# 42040

30 WATT Halogen Equivalent **Torpedo UL Approved**

Non-Dimmable

Product Description

Spotlite Torpedo Lamps provide a 360 degree beam angle. These lamps continue the more than 100 years of tradition of preferring incandescent bulbs. Delivering incandescent-like sparkling light effects. Lighting in the hospitality industry, as well as home environments.

Features

- Non-Dimmable
- True 30W replacement
- Non-flickering
- Available in E12 and E26 base
- No UV / No IR
- Instant-on

Construction

Clear Glass Lens
E12 and E26 Base



Item No.	Form	Lens	Input	Base	Watts	CCT	Lumens	Rated Life (hrs)	CRI	Beam Angle	Dimming
42039	Torpedo	Clear	100V-240V	E12	3W	3000K	300	20,000	80	360	No
42040	Torpedo	Clear	100V-240V	E26	3W	3000K	300	20,000	80	360	No



3 Watt
ITEM# 42041



3 Watt
ITEM# 42042

30 WATT Halogen Equivalent **Flame-Tip UL Approved**

Non-Dimmable

Product Description

Spotlite Flame-Tip Lamps provide a 360 degree beam angle. These lamps continue the more than 100 years of tradition of preferring incandescent bulbs. Delivering incandescent-like sparkling light effects. Lighting in the hospitality industry, as well as home environments.

Features

- True 30W replacement
- Non-flickering
- Available in E12 and E26 base
- No UV / No IR
- Instant-on

Construction

Clear Glass Lens
E12 and E26 Base



Item No.	Form	Lens	Input	Base	Watts	CCT	Lumens	Rated Life (hrs)	CRI	Beam Angle	Dimming
42041	Flame-Tip	Clear	100V-240V	E12	3W	3000K	300	20,000	80	360	No
42042	Flame-Tip	Clear	100V-240V	E26	3W	3000K	300	20,000	80	360	No



4 Watt

ITEM#42043

40 WATT Halogen Equivalent
A19 UL Approved

Non-Dimmable

Product Description

Spotlite G60 Lamps provide a 360 degree beam angle. These lamps continue the more than 100 years of tradition of preferring incandescent bulbs. Delivering incandescent-like sparkling light effects. Lighting in the hospitality industry, as well as home environments.

Features

- True 40W replacement
- Non-flickering
- Available in Medium Base – E26
- No UV / No IR
- Instant-on

Construction

Clear Glass Lens
 E26 Base



Item No.	Form	Lens	Input	Base	Watts	CCT	Lumens	Rated Life (hrs)	CRI	Beam Angle	Dimming
42043	A19	Clear	100V-240V	E26	4W	3000K	400	20,000	80	360	No



2 Watt

ITEM#42044
Available in E12 Base

20 WATT Halogen Equivalent
G45 UL Approved

Non-Dimmable

Product Description

Spotlite G45 Lamps provide a 360 degree beam angle. These lamps continue the more than 100 years of tradition of preferring incandescent bulbs. Delivering incandescent-like sparkling light effects. Lighting in the hospitality industry, as well as home environments.

Construction

Clear Glass Lens
E26 Base

Features

- True 20W replacement
- Non-flickering
- Available in Medium Base - E26
- No UV / No IR
- Instant-on



Item No.	Form	Lens	Input	Base	Watts	CCT	Lumens	Rated Life (hrs)	CRI	Beam Angle	Dimming
42044	G45	Clear	100V-240V	E26	2W	3000K	200	20,000	80	360	No
42065	G45	Clear	100V-240V	E12	2W	3000K	200	20,000	80	360	No



6.4 Watt

ITEM#42056

60 WATT Halogen Equivalent
R63 Mirror Inside

Dimmable

Product Description

Spotlite R63 Lamps provide a 160 degree beam angle. These lamps continue the more than 100 years of tradition of preferring incandescent bulbs. Delivering incandescent-like sparkling light effects. Lighting in the hospitality industry, as well as home environments.

Construction

Clear Glass Lens
 E26 Base

Features

- True 60W replacement
- Mirrored Center
- Non-flickering
- Available in medium base E26
- No UV / No IR
- Instant-on

Item No.	Form	Lens	Input	Base	Watts	CCT	Lumens	Rated Life (hrs)	CRI	Beam Angle	Dimming
42056	R63	Clear	110V-240V	E26	7W	2200K	500	30,000	80	160	Yes



7 Watt

ITEM#42057

60 WATT Halogen Equivalent
R80 Mirror Inside

Dimmable

Product Description

Spotlite R80 Lamps provide a 160 degree beam angle. These lamps continue the more than 100 years of tradition of preferring incandescent bulbs. Delivering incandescent-like sparkling light effects. Lighting in the hospitality industry, as well as home environments.

Construction

Clear Glass Lens
 E26 Base

Features

- True 60W replacement
- Mirrored Center
- Non-flickering
- Available in medium base E26
- No UV / No IR
- Instant-on

Item No.	Form	Lens	Input	Base	Watts	CCT	Lumens	Rated Life (hrs)	CRI	Beam Angle	Dimming
42057	R80	Clear	100V-240V	E26	7W	2200K	500	30,000	80	160	Yes



25 WATT
40 WATT Halogen Equivalent
T25 Filament

Dimmable

Product Description

With 360-degree light direction, our lamps deliver the gentle, warm light consumers prefer. Table lamps are fully lit, not just upward but in all directions. Light color provides softness for reading and enhanced interior ambience.

Features

- **Dimmaable**
- True 25W and 40W Replacement
- Non-flickering
- Full 360 degree lighting
- Clear lens
- No UV / No IR
- Instant On

Item No.	Form	Lens	Input	Base	Watts	CCT	Lumens	Rated Life (hrs)	CRI	Beam Angle	Dimming
42050	T25	Clear	120V	E12	2W	2700	200	20,000	82	360	Yes
42051	T25	Clear	120V	E12	4W	2700	400	20000	82	360	Yes

45mm Diameter



2W Item# 42000



4W Item# 42001

25 WATT
40 WATT Halogen Equivalent
T-45 Filament

Dimmable

Product Description - Edison Collection

This tubular LED lamp uses linear LED filaments.
Comes in various wattages.
Energy saving.


Construction

Aluminum Housing
Clear Glass Lens
E12 and E26 Base

Features

- 30000 hrs rated life
- **Dimmable**
- 200 - 400 lumens
- 360 degree lighting
- 2700k warm white
- No UV / No IR

Item No.	Form	Lens	Input	Base	Watts	CCT	Lumens	Rated Life (hrs)	CRI	Beam Angle	Dimming
42000	T-45	Clear	120V	E26	2W	2700K	200	30,000	82	360	Yes
42001	T-45	Clear	120V	E26	4W	2700K	400	30,000	82	360	Yes



9W

WATER PROOF

65 WATT Halogen Equivalent
A19 Milky Glass

Dimmable
Non-Dimmable


Product Description - Edison Collection

Spotlite filament LED Lamps provide a 360 degree beam angle. This lamp continues the more than 100 years of tradition of preferring incandescent bulbs. Delivering incandescent-like sparkling light effects, LED Filament bulbs are ideal for general and decorative lighting in the hospitality industry, as well as home environments. The lamp employs Linear LED filaments.

Features

- **Dimmable - Non-Dimmable**
- True 65W Replacement
- Non-flickering
- Available in Medium Base – E26
- No UV / No IR
- Instant-on

Item No.	Form	Lens	Input	Base	Watts	CCT	Lumens	Rated Life (hrs)	CRI	Beam Angle	Dimming
41076	A19	White	120V	E26	9W	3000K	900	30,000	82	360	No
42054 Milky	A19	White	120V	E26	9W	3000K	900	30,000	82	360	Yes
All Glass Body (Previous Item # 41077 Milky)											



55 WATT
70 WATT Halogen Equivalent
A19 Milky White

7W ITEM# 41004

11W ITEM# 42010

Dimmable

Product Description

With 270 degree light direction, our lamps deliver the gentle, warm light consumers prefer. Table lamps are fully lit, not just upward but in all directions. Light color provides softness for reading and enhances interior ambience.

Features

- **Dimmable**
- True 55W-70W replacement
- Non-flickering
- Porcelain body
- Full 270 degree lighting
- Soft White Lens
- No UV / No IR
- Instant-on

Item No.	Form	Lens	Input	Base	Watts	CCT	Lumens	Rated Life (hrs)	CRI	Beam Angle	Dimming
41004 Milky	A19	White	120V	E26	7W	2700K	560	30,000	82	270	Yes
42010 Milky	A19	White	120V	E26	11W	2700K	870	30,000	82	270	Yes



13W

100 WATT Halogen Equivalent

A21 (Slightly larger than A19)

**Dimmable
Non-Dimmable**

Product Description

With 270 degree light direction, our lamps deliver the gentle, warm light consumers prefer. Table lamps are fully lit, not just upward but in all directions. Light color provides softness for reading and enhances interior ambience.

Features

- **Dimmable**/Non-Dimmable
- True 100W replacement
- Non-flickering
- Porcelain body
- Full 270 degree lighting
- Soft White Lens
- No UV / No IR
- Instant-on

Item No.	Form	Lens	Input	Base	Watts	CCT	Lumens	Rated Life (hrs)	CRI	Beam Angle	Dimming
42058	A21	White	120V	E26	13W	2700K	1100	30,000	82	270	Yes
42059	A21	White	120V	E26	13W	2700K	1100	30,000	82	270	No



75 WATT
100 WATT Halogen Equivalent
A19 Milky Glass

12W - ITEM# 41005 **15W** - ITEM# 41006

Dimmable

Product Description

With 270-degree light direction, our lamps deliver the gentle, warm light consumers prefer. table lamps are fully lit, not just upward but in all directions. Light color provides softness for reading and enhance interior ambience.

Construction

Aluminum Housing
 Soft white Lens
 E26 Base

Features

- **Dimmable**
- True 75W and 100W Replacement
- Non-flickering
- Full 270 degree lighting
- Soft white lens
- No UV / No IR
- Instant On

Item No.	Form	Lens	Input	Base	Watts	CCT	Lumens	Rated Life (hrs)	CRI	Beam Angle	Dimming
41005	A19	White	120V	E26	12W	2700K	1080	30,000	82	270	Yes
41006	A19	White	120V	E26	15W COB	2700K	1500	30000	82	270	Yes



6W

60 WATT Halogen Equivalent
Candle LED
Flame Tip

Dimmable

Product Description

Available in a clear lens these lamps cast light in all directions, including down. Light is properly centered so chandeliers and shaded fixtures illuminate with no shadowing or dark spots.

Features

- 30000 hrs rated life
- **Dimmable**
- 580 lumens
- 300 degree lighting
- 2700k warm white
- No UV / No IR

Construction

Aluminum Housing
 Clear Glass Lens
 E12 Base

Item No.	Form	Lens	Input	Base	Watts	CCT	Lumens	Rated Life (hrs)	CRI	Beam Angle	Dimming
41047	Flame Tip	Clear	120V	E12	6W	2700K	580	30,000	82	300	Yes



6W

60 WATT Halogen Equivalent Candle LED Torpedo

Dimmable

Product Description

Available in a clear lens these lamps cast light in all directions, including down. Light is properly centered so chandeliers and shaded fixtures illuminate with no shadowing or dark spots.

Features

- 30000 hrs rated life
- **Dimmable**
- 580 lumens
- 300 degree lighting
- 2700k warm white
- No UV / No IR

Construction

Aluminum Housing
Clear Glass Lens
E12 Base

Item No.	Form	Lens	Input	Base	Watts	CCT	Lumens	Rated Life (hrs)	CRI	Beam Angle	Dimming
41046	Torpedo	Clear	120V	E12	6W	2700K	580	30,000	82	300	Yes



3W

40 WATT Halogen Equivalent
Torpedo Silver Clear

Non-Dimmable

Product Description

Available in a clear lens these lamps cast light in all directions. Light is properly centered so chandeliers and shaded fixtures illuminate with no shadowing or dark spots.

Features

- 30000 hrs rated life
- Non-dimmable
- 330 lumens
- 120 degree lighting
- 2700k warm white
- No UV / No IR

Construction

Aluminum Housing
 Clear Glass
 E12 Base

Item No.	Form	Lens	Input	Base	Watts	CCT	Lumens	Rated Life (hrs)	CRI	Beam Angle	Dimming
40334	Torpedo	Clear	120V	E12	3W	2700K	330	30,000	82	240	No



BR20/R20 ENERGY STAR APPROVED

BR Dimmable LED Lamps technology provide a soft, diffused level of light and smooth dimming to reduce glare. The sleek, lightweight design is ideal for downlighting

Features

1. Energy Star qualified
2. Long life- reduced relamping cost
3. Contains No Mercury
4. Emits no UV/IR light
5. Three years warranty



Item No.	Input	Base	Watts	CCT	Lumens	Dimensions	Rated Life (hrs)	CRI	Beam Angle	Dimmable
60008	120V	E26	8W	2700K	530	2.5"x4.0"	25,000	80	110	Yes



BR30 ENERGY STAR APPROVED


BR Dimmable LED Lamps technology provide a soft, diffused level of light and smooth dimming to reduce glare. The sleek, lightweight design is ideal for downlighting

Features

1. Energy Star qualified
2. Long life- reduced relamping cost
3. Contains No Mercury
4. Emits no UV/IR light
5. Three years warranty



Item No.	Input	Base	Watts	CCT	Lumens	Dimensions	Rated Life (hrs)	CRI	Beam Angle	Dimmable
60009	120V	E26	12W	2700K	800	3.87"x5.30"	25,000	80	110	Yes



BR40 ENERGY STAR APPROVED

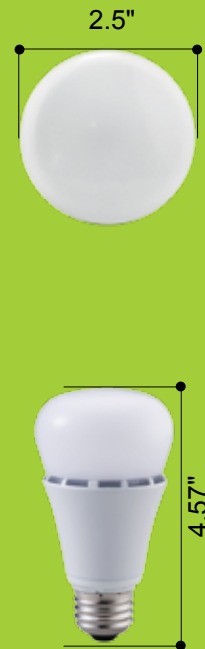
BR Dimmable LED Lamps technology provide a soft, diffused level of light and smooth dimming to reduce glare. The sleek, lightweight design is ideal for downlighting

Features

- 1. Energy Star qualified**
- 2. Long life- reduced relamping cost**
- 3. Contains No Mercury**
- 4. Emits no UV/IR light**
- 5. Three years warranty**



Item No.	Input	Base	Watts	CCT	Lumens	Dimensions	Rated Life (hrs)	CRI	Beam Angle	Dimmable
60010	120V	E26	17W	2700K	1200	4.9"x6.55"	25,000	80	110	Yes



A19 Omni Directional ENERGY STAR APPROVED

This is a great innovation on the A-shape LED lamps. Longstar A-shape Dimmable LED lamps are the smart LED alternative to standard incandescents. Our unique design provides omni directional light with excellent dimming performance.

Features

1. Energy Star qualified
2. Long life- reduced relamping cost
3. Contains No Mercury
4. Emits no UV/IR light
5. Three years warranty



Item No.	Input	Base	Watts	CCT	Lumens	Dimensions	Rated Life (hrs)	CRI	Beam Angle	Dimmable
60011	120V	E26	12W	3000K	800	2.5"x4.40"	25,000	80	290	Yes



22W

LED T8 Tube Light

**NO BALLAST REWIRING REQUIRED
ELECTRONIC BALLAST COMPATIBLE
ISOLATED DRIVER**

Product Description

The SunLite Commercial Grade LED T8 replacement lamps are an energy saving LED alternative to traditional T8 fluorescent lamps.

This lamp combines innovative optical and mechanical design features to achieve a light distribution similar to traditional fluorescent lamps while consuming less electrical power.

The Commercial Grade LED T8 replacement lamp has a dedicated isolated internal driver and is designed to be a direct fluorescent replacement. The isolated driver will allow the LED tube to last longer.

Features

- 30000 hrs rated life
- **Non-Dimmable**
- 2200 lumens
- 120 degree beam angle
- Cool white
- Lower installation cost
- No ballast rewiring required
- Isolated driver
- Driver will last longer
- No need to rewire the fixture
- No need to remove the ballast
- No UV / No IR
- Instant On
- Instant Fit



INSTANT FIT

Item No.	Form	Length	Input	Watts	CCT	Lumens	Base	Rated Life (hrs)	CRI	Beam Angle	Dimmable	Fluorescent Equiv
41023	Tube Light	48 Inches	120V	22W	4100K	2200	G13	30,000	82	120	No	32W

Ballast Rewiring is necessary.



18W 4'-0"
36W 8'-0"

LED T8 Tube Light

Product Description

The SunLite Commercial Grade LED T8 replacement lamps are an energy saving LED alternative to traditional T8 fluorescent lamps.

This lamp combines innovative optical and mechanical design features to achieve a light distribution similar to traditional fluorescent lamps while consuming less electrical power.

Features

- Length - 48 Inches
- 30000 hrs rated life
- **Non-Dimmable**
- 1800 lumens
- 120 degree beam angle
- Cool white
- Ballast rewiring is necessary
- No UV / No IR
- Instant On



Item No.	Form	Length	Input	Watts	CCT	Lumens	Base	Rated Life (hrs)	CRI	Beam Angle	Dimmable	Fluorescent Equiv
41034	Tube Light	48 Inches	120V	18W	4100K	2200	G13	30,000	82	120	No	32W
41108	Tube Light	96 Inches	120V	36W	4100K	3500	G13	50,000	82	120	No	59W

**BALLAST REWIRING
IS NECESSARY**



**22W
48 Inch
Length**

Equivalent to F32 Fluorescent Tube LED T8 Tube Light

Dimmable

Product Description

The Spotlite Commercial Grade LED T8 replacement lamps are an energy saving LED alternative to traditional T8 fluorescent lamps.

This lamp combines innovative optical and mechanical design features to achieve a light distribution similar to traditional fluorescent lamps while consuming less electrical power.

Features

- 30000 hrs rated life
- **Dimmable**
- 2200 lumens
- 120 degree lighting
- Cool white
- **Ballast rewiring is necessary**
- No UV / No IR

Item No.	Form	Length	Input	Watts	CCT	Lumens	Base	Rated Life (hrs)	CRI	Beam Angle	Dimmable	Fluorescent Equiv
41172	Tube Light	48 Inches	120V	22W	4100K	2200	G13	30,000	82	120	No	59W



**BALLAST REWIRING
IS NECESSARY**
ALL GLASS
Very Competitive Pricing

**Equivalent to F32
Fluorescent Tube**

18W
48 Inch Length

LED T8 Tube Light

All Glass Body

Non-Dimmable

Product Description

The Spotlite Commercial Grade LED T8 replacement lamps are an energy saving LED alternative to traditional T8 fluorescent lamps.

This lamp combines innovative optical and mechanical design features to achieve a light distribution similar to traditional fluorescent lamps while consuming less electrical power.


The Commercial Grade LED T8 replacement lamp has a dedicated isolated internal driver and is designed to be a direct fluorescent replacement. The isolated driver will allow the LED tube to last longer.

**THIS TUBE IS ALL GLASS
NO ALUMINUM, NO P.C.**

Features

- 30000 hrs rated life
- Non-Dimmable
- 1550 lumens
- 330 degree lighting
- Cool white
- **Ballast rewiring is necessary**
- No UV / No IR

Item No.	Form	Lens	Input	Base	Watts	CCT	Lumens	Rated Life (hrs)	CRI	Beam Angle	Dimming
42048	Tube Light	White	120V	G13	18W	4100K	1550	30,000	70	330	No



8W
ITEM# 40201

50 WATT Halogen Equivalent
R20

Dimmable

Product Description

New design for exceptional heat dissipation, our light R20 delivers with high output per watt used.

Construction

Clear PMMA lens
E26 Medium Base


Features

- **Dimmable**
- True 50W Replacement
- Non-flickering
- Single light source for even distribution
- No spotting
- Glare-free
- No UV / No IR
- Instant-on

Item No.	Form	Lens	Input	Base	Watts	CCT	Lumens	Rated Life (hrs)	CRI	Beam Angle	Dimming
40201	R20	White	120V	E26	8W	3000K	450	25,000	82	120	Yes



11W



75 WATT Halogen Equivalent
BR30

Dimmable

Product Description

Best replacement lamp for ceiling downlights. Milky Lens "hides" into the ceiling can and provides desirable soft, warm light. Wide flood illumination, not for outdoor use.

Construction

Plastic Housing
 Soft White Acrylic Lens
 E26 Base

Features

- **Dimmable**
- True 75W replacement
- Non-flickering
- Plastic body
- No spotting, wide flood
- Medium Base
- Glare-free
- No UV / No IR
- Instant-on

Item No.	Form	Lens	Input	Base	Watts	CCT	Lumens	Rated Life (hrs)	CRI	Beam Angle	Dimming
42302	BR30	White	120V	E26	11W	3000K	800	30,000	82	180	Yes



13W

100 WATT Halogen Equivalent

BR40

Dimmable

Product Description

Best replacement lamp for ceiling downlights. Milky Lens "hides" into the ceiling can and provides desirable soft, warm light. Wide flood illumination, not for outdoor use.

Construction

Soft White Acrylic Lens
E26 Base

Features

- **Dimmable**
- True 100W replacement
- Non-flickering
- No spotting, wide flood
- Medium Base
- Glare-free
- No UV / No IR
- Instant-on

Item No.	Form	Lens	Input	Base	Watts	CCT	Lumens	Rated Life (hrs)	CRI	Beam Angle	Dimming
40203	BR40	White	120V	E26	13W	3000K	800	25,000	82	120	Yes



8W COB

50 WATT Halogen Equivalent
Par20

Dimmable

Product Description

Compact flood provides the same light as a 50W Incandescent. Robust heat sink provides consistent output and increases life.

Construction

Aluminum Housing
Clear PMMA lens
E26 Medium Base

Features

- **Dimmable**
- True 50W Replacement
- Non-flickering
- Aluminum body
- Single light source for even distribution. No spotting
- Narrow Flood
- Glare-free
- No UV / No IR
- Instant-on

Item No.	Form	Lens	Input	Base	Watts	CCT	Lumens	Rated Life (hrs)	CRI	Beam Angle	Dimming
40505	Par20	White	120V	E26	8W	3000K	500	30,000	82	38	Yes



75 WATT Halogen Equivalent
Par30

Dimmable

Product Description

Compact flood provides the same light as a 75W Incandescent. Robust heat sink provides consistent output and increases life.

Construction

Aluminum Housing
 Clear PMMA lens
 E26 Medium Base

Features

- **Dimmable**-Non-Dimmable
- True 75W Replacement
- Non-flickering
- Aluminum body
- Single light source for even distribution. No spotting
- Narrow Flood
- Glare-free
- No UV / No IR
- Instant-on

Item No.	Form	Lens	Input	Base	Watts	CCT	Lumens	Rated Life (hrs)	CRI	Beam Angle	Dimming
41018	Par30	White	120V	E26	18W	3000K	1450	30,000	82	38	Yes



18W

150 WATT Halogen Equivalent
Par38

Dimmable

Product Description

The high-lumen output of our Par38 Series offers uncompromising performance with energy efficiency. Compact design is achieved through exceptional heat dissipation, both through the coated porcelain base and lens. The single light source provides even distribution with no spotting or shadowing. Clean exterior finish compliments interiors.

Features

- **Dimmable**
- True 150W replacement
- Non-flickering
- Single light source for even distribution –No spotting
- Glare-free
- No UV / No IR
- Instant-on

Item No.	Form	Lens	Input	Base	Watts	CCT	Lumens	Rated Life (hrs)	CRI	Beam Angle	Dimming
41122	Par38	White	120V	E26	18W	3000K	1600	30,000	82	120	Yes
41123	Par38	White	120V	E26	18W	7000K	1760	30,000	82	120	Yes



3W COB
ITEM# 41013



5W COB
ITEM# 40801



6W COB
ITEM# 41017
WET



6W COB
ITEM# 40804



6W COB
ITEM# 41127

35 WATT
40 WATT
70 WATT Halogen Equivalent
MR16 GU 5.3

Dimmable
Non-Dimmable

Product Description

High output 12V Halogen replacements are available in several outputs. High efficiency is combined with long life: these lamps represent the best choice for commercial and high-use environments. Exceptional rendering means that colors are warm and crisp—important for retail store and hospitality use.

Construction

Acrylic lens
Available in GU-5.3 Base

Features

- **Dimmable**/Non-Dimmable
- Non-flickering
- No glare
- No UV / No IR
- Instant-on

Item No.	Form	Lens	Input	Base	Watts	CCT	Lumens	Rated Life (hrs)	CRI	Beam Angle	Dimming
41013	MR16	Clear	12V	GU5.3	3W COB	2700K	210	30,000	82	60	No
40801	MR16	Clear	12V	GU5.3	5W COB	2700K	350	30,000	82	90	No
41017	MR16	Clear	12V	GU5.3	6W COB	2700K	150	14,000	70	30	No
40804	MR16	Clear	12V	GU5.3	6W COB	2700K	550	30,000	82	60	Yes
41127	MR16	Clear	12V	GU5.3	6W COB	2700K	720	25,000	80	30	Yes



5W COB
ITEM# 40901
90° Beam Angle



6W COB
ITEM# 41132
30° Beam Angle



8W COB
ITEM# 40903
35° Beam Angle



6W COB
ITEM# 41030
60° Beam Angle

35 WATT
60 WATT
70 WATT Halogen Equivalent
MR16 GU 10

Dimmable
Non-Dimmable

Product Description

High output 120V Halogen replacements are available in several outputs. High efficiency is combined with long life: these lamps represent the best choice for commercial and high-use environments. Exceptional rendering means that colors are warm and crisp—important for retail store and hospitality use.

Features

- **Dimmable**/Non-Dimmable
- Non-flickering
- No glare
- No UV / No IR
- Instant-on

Construction

Acrylic Lens
Available in GU-10 Base

Item No.	Form	Lens	Input	Base	Watts	CCT	Lumens	Rated Life (hrs)	CRI	Beam Angle	Dimming
40901	MR16	Clear	120V	GU10	5W COB	2700K	350	30,000	82	90	No
41132	MR16	Clear	120V	GU10	6W COB	3000K	720	25,000	80	30	Yes
41030	MR16	Clear	120V	GU10	6W COB	3000K	720	25,000	80	30	Yes
40903	MR16	Clear	120V	GU10	8W COB	2700K	540	25,000	82	35	No



GU5.3 ITEM# 41157



GU10 ITEM# 41158

50 WATT Halogen Equivalent
MR16 GU5.3 and GU10

Dimmable

Product Description

This LED halogen replacement is compact and functions on standard 12V and 120V systems. High efficiency is combined with long life: these lamps represent the best choice for commercial and high-use environments. Exceptional rendering means that colors are warm and crisp—important for retail store and hospitality use.

Features

- True 50W replacement
- **Dimmable**
- Non-flickering
- Glare-free
- No UV / No IR
- Instant-on

**10 DEGREE
 BEAM ANGLE**

Item No.	Form	Lens	Input	Base	Watts	CCT	Lumens	Rated Life (hrs)	CRI	Beam Angle	Dimming
41157	MR16	Clear	12V	GU5.3	6W COB	2700K	500	25,000	80	10	Yes
41158	MR16	Clear	120V	GU10	6W COB	2700K	500	25,000	80	10	Yes



6W COB

25 WATT Halogen Equivalent **MR16 WET LOCATION**

Non-Dimmable

Product Description

High output 12V Halogen replacements are available in several outputs. High efficiency is combined with long life: these lamps represent the best choice for commercial and high-use environments. Exceptional rendering means that colors are warm and crisp important for retail store and hospitality use. This lamp can be exposed to rain and is a great for land-scaping use.

Features

- Non-flickering
- Non-Dimmable
- Aluminum body designed for high-thermal conductivity
- No glare
- No UV / No IR
- Instant-on
- IP 67

Construction

6063 Aluminum Housing
Acrylic lens
Available in GU-10 Base

IP 67

Item No.	Form	Lens	Input	Base	Watts	CCT	Lumens	Rated Life (hrs)	CRI	Beam Angle	Dimming
41017	MR16	Clear	12V	GU5.3	6W COB	2700K	150	14,000	70	30	No



2W Item No. 41139



3W Item No. 41138



6W Item No. 41174

25 WATT
30 WATT
60 WATT Halogen Equivalent
G4

Dimmable

Product Description

This LED halogen replacement is compact and functions on standard 120V systems. Special lens and diffuser provides wide beam angle from the single light source LED.

Features

- True 25W, 30W, 60W replacement
- **Dimmable**
- Non-flickering
- No UV / No IR
- Instant-on

Item No.	Form	Lens	Input	Base	Watts	CCT	Lumens	Rated Life (hrs)	CRI	Beam Angle	Dimming
41139	G4	N/A	12V	Pin	2W	2700K	200	30,000	80	360	Yes
41138	G4	N/A	12V	Pin	3W	2700K	270	30,000	80	360	Yes
41174	G4	N/A	12V	Pin	6W	2700K	566	30,000	82	360	Yes



2W Item No. 42070



3W Item No. 42071



6W Item No. 42072

25 WATT
30 WATT
60 WATT Halogen Equivalent
G6.35

G6.35

Dimmable


Product Description

This LED halogen replacement is compact and functions on standard 120V systems. Special lens and diffuser provides wide beam angle from the single light source LED.

Features

- True 25W, 30W, 60W replacement
- **Dimmable**
- Non-flickering
- No UV / No IR
- Instant-on

Item No.	Form	Lens	Input	Base	Watts	CCT	Lumens	Rated Life (hrs)	CRI	Beam Angle	Dimming
42070	G6.35	N/A	12V	Pin	2W	2700K	200	30,000	80	360	Yes
42071	G6.35	N/A	12V	Pin	3W	2700K	270	30,000	80	360	Yes
42072	G6.35	N/A	12V	Pin	6W	2700K	566	30,000	82	360	Yes



3W

25 WATT Halogen Equivalent G4 HIGH LUMEN

Non-Dimmable

Product Description

This LED halogen replacement is compact and functions on standard 120V systems. Special lens and diffuser provides wide beam angle from the single light source LED.


Construction

Ceramic Housing
PMMA lens
G4 bi-pin Base

Features

- True 25W replacement
- Non-Dimmable
- Non-flickering
- Ceramic body
- Single light source for even distribution
- Glare-free
- No UV / No IR
- Instant-on

Item No.	Form	Lens	Input	Base	Watts	CCT	Lumens	Rated Life (hrs)	CRI	Beam Angle	Dimming
41032	G4	N/A	120V	Pin	3W	2700K	160	30,000	82	360	No



15 WATT Halogen Equivalent G4

Non-Dimmable

Product Description

This LED halogen replacement is compact and functions on standard 12V systems. Special lens and diffuser provides wide beam angle from the single light source LED. Remote-Dimming.

Features

- True 15W replacement
- Non-flickering
- Ceramic body
- Single light source for even distribution
- Glare-free
- No UV / No IR
- Instant-on

Construction

Ceramic Housing
PMMA lens
G4 bi-pin Base

Item No.	Form	Lens	Input	Base	Watts	CCT	Lumens	Rated Life (hrs)	CRI	Beam Angle	Dimming
40401	G4	N/A	12V	Pin	2W	2700K	110	30,000	82	350	No



4W Item No. 41140



6W Item No. 41074

35 WATT
45 WATT Halogen Equivalent
G9

Dimmable

Product Description

This LED halogen replacement is compact and functions on standard 120V systems. Special lens and diffuser provides wide beam angle.

Features

- True 35W and 45W replacement
- **Dimmable**
- Non-flickering
- No UV / No IR
- Instant-on

Item No.	Form	Lens	Input	Base	Watts	CCT	Lumens	Rated Life (hrs)	CRI	Beam Angle	Dimming
41140	G9	N/A	120V	Pin	4W	2700	310	30,000	82	360	Yes
41074	G9	N/A	120V	Pin	6W	2700	480	50,000	82	360	Yes



2.2W

20 WATT Halogen Equivalent
G9 2.2W

Non-Dimmable

Product Description

Silicone body which has a very good heat dissipation performance.
 Low power consumption, saves 80% power compared with traditional lamps.
 No speckle, no flickering, no humming, no buzzing, no RF interference.
 Easy to install and maintenance free, cuts cost by reducing re-lamp frequency.
 Long service life: 30,000hrs, 6 times longer than a traditional lamp.
 Environmentally friendly, No UV or infrared radiation, no mercury or lead.
 No danger of broken glass.

Item No.	Form	Lens	Input	Base	Watts	CCT	Lumens	Rated Life (hrs)	CRI	Beam Angle	Dimming
41086	G9	N/A	120V	Pin	2.2W	2700K	200	30000	82	145	No



2W

15 WATT Halogen Equivalent
G9

Non-Dimmable

Product Description

Our LED halogen replacement is compact and functions on standard 120V systems. Special lens and diffuser provides exceptional distribution from the single light source. Non-Dimming

Construction

Ceramic Housing
PMMA lens
G9 Base

Features

- True 15W replacement
- Non-Dimmable
- Non-flickering
- Ceramic body
- Single light source for even distribution
- Glare-free
- No UV / No IR
- Instant-on

Item No.	Form	Lens	Input	Base	Watts	CCT	Lumens	Rated Life (hrs)	CRI	Beam Angle	Dimming
40402	G4	N/A	120V	Pin	2W	2700K	100	25,000	82	145	No



4.5W

25 WATT Halogen Equivalent
Diamond Candle Torpedo

**Dimmable
 DRIVERLESS**

Product Description

Available in a clear lens these lamps cast light in all directions, including down. Light is properly centered so chandeliers and shaded fixtures illuminate with no shadowing or dark spots.

Features

- 30000 hrs rated life
- **Dimmable**
- 220 lumens
- 360 degree lighting
- 2700k warm white
- No UV / No IR

**Excellent - Smooth Dimming
 50,000 Life Hours
 Driverless**

Item No.	Form	Lens	Input	Base	Watts	CCT	Lumens	Rated Life (hrs)	CRI	Beam Angle	Dimming
41113	Torpedo	Clear	120V	E12	4.5W	2700	220	50,000	82	360	Yes



5W

60 WATT Halogen Equivalent Candle Flame Tip Clear Silver

Dimmable

Product Description

Available in a clear lens these lamps cast light in all directions. Light is properly centered so chandeliers and shaded fixtures illuminate with no shadowing or dark spots.

Features

- 30000 hrs rated life
- **Dimmable**
- 550 lumens
- 360 degree lighting
- 2700k warm white
- No UV / No IR

Construction

Aluminum Housing
Clear Glass
E12 Base

Item No.	Form	Lens	Input	Base	Watts	CCT	Lumens	Rated Life (hrs)	CRI	Beam Angle	Dimming
41011	Flame Tip	Clear	120V	E12	5W	2700K	550	30,000	80	360	Yes



IP64 Mogul Base LED Corn Light

Dimmable
Non-Dimmable

Product Description

This high efficiency Corn Light will achieve 106lm/W IP64. High quality Aluminum material heat dissipation. Working environment temperature: -30~65 celsius degree. Streamline exterior design, beautiful appearance. CE, TUV, PSE, UL, ISO9001-2008

100 WATT HPS, MH Replacement
150 WATT HPS, MH Replacement
250 WATT HPS, MH Replacement
350 WATT HPS, MH Replacement
400 WATT HPS, MH Replacement



Item No.	Form	Input	Base	Watts	CCT	Lumens	Rated Life (hrs)	Measurements	CRI	Beam Angle	Dimming
41073	Corn	AC85-265V/277V	E39	45W	3500K	3500	30,000	3.66"Dx8.42"H	80	360	No
41146	Corn	AC85-265V/277V	E39	45W	3500K	3500	30,000	3.66"Dx8.42"H	80	360	Yes
41087	Corn	AC85-265V/277V	E39	54W	3500K	5600	30,000	3.66"Dx8.42"H	80	360	No
41133	Corn	AC85-265V/277V	E39	54W	3500K	5600	30,000	3.66"Dx8.42"H	80	360	Yes
41088	Corn	AC85-265V/277V	E39	80W	3500K	8000	30,000	4.75"Dx11.70"H	80	360	No
41134	Corn	AC85-265V/277V	E39	80W	3500K	8000	30,000	4.75"Dx11.70"H	80	360	Yes
41089	Corn	AC85-265V/277V	E39	100W	3500K	10080	50,000	4.72"Dx13.26"H	80	360	No
41135	Corn	AC85-265V/277V	E39	100W	3500K	10080	50,000	4.72"Dx13.26"H	80	360	Yes
41090	Corn	AC85-265V/277V	E39	125W	3500K	12000	50,000	4.72"Dx16.22"H	80	360	No
41136	Corn	AC85-265V/277V	E39	125W	3500K	12000	50,000	4.72"Dx16.22"H	80	360	Yes

S

SPOTLITE-USA

SPOTLITE
**AMERICA
CORPORATION**
3691 Lenawee Ave.
Los Angeles, CA 90016
T: +1 310-829-0200
www.spotlite-usa.com

