

# FOREIGN DIRECT INVESTMENT IN THE UNITED STATES

1981 Transactions



U.S. DEPARTMENT OF COMMERCE  
International Trade Administration

December 1982

## Preface

This report lists and provides summary data on individual foreign direct investment transactions in the United States in 1981. It updates transactions information contained in the monthly report series "Foreign Direct Investment Activity in the United States," and fulfills in part responsibilities assigned to the Secretary of Commerce by Executive Order No. 11858 of May 7, 1975.

Foreign direct investment, as used in this report, means the direct or indirect ownership of 10 percent or more of the voting securities of an incorporated business enterprise or an equivalent interest in an unincorporated business enterprise.

The scope and availability of official U.S. Government data on foreign investment available for publication is limited because some Federal agencies operate under strict confidentiality requirements which prohibit disclosure of individual company or transaction data and permit presentation only on an aggregate basis. Accordingly, a significant portion of the data and information contained in this report was derived from a number of public secondary sources such as newspapers, magazines and business and trade journals, as well as from the public files of the Federal regulatory agencies.

The primary Federal agency sources were the Securities and Exchange Commission (SEC), the Federal Trade Commission (FTC), and the Federal Reserve Board (FRB). Much of the data obtained from Federal regulatory agencies originated from report series that differ widely in frequency and content. These reports are in most cases filed in response to the various agencies' general regulatory responsibilities, rather than for the specific purpose of providing data on foreign investment.

The statistics in this report are thus not comparable to other statistical series published by the Federal Government, especially those published by the Department of Commerce's Bureau of Economic Analysis (BEA). The value data herein which show publicly reported amounts of individual transactions, without regard to sourcing or timing of funds, are inconsistent with BEA compilations, and should be viewed primarily as indicators of trends, rather than quantifications of the international capital flows or foreign control of U.S. assets resulting from the transactions described in the report.

While every effort was made to verify the information obtained from public sources, the U.S. Department of Commerce is not responsible for any inaccuracies or gaps in the information presented in this report.

Copies of this report are available from the Office of Trade and Investment Analysis, International Trade Administration, U.S. Department of Commerce, Washington, D.C. 20230.

## Table of Contents

	<u>Page</u>
Overview of Foreign Direct Investment in the United States, 1981.....	3
Investment by Source Country.....	3
Investment by Mode.....	6
Location of Investment.....	7
Investment by Industry.....	9
List of Summary Tables.....	19

## Overview of Foreign Direct Investment in the United States 1981

The Office of Trade and Investment Analysis (OTIA) identified 1203 completed foreign investment transactions for the full year 1981. Values were reported for 570 of these individual transactions, for a total of \$27.2 billion.

The 1981 total for completed transactions represents a very small increase over the 1199 identified in 1980, and about a 16 percent increase over the 1035 identified in 1979. In value terms, however, the 1981 total reflected an 84 percent increase over the totals for both 1979 and 1980. As in the two earlier years, a few very large transactions accounted for a substantial part of the total value. In 1981, just nine transactions of more than \$500 million each had a combined value of \$11.6 billion, 43 percent of the total reported value. In 1980, five such transactions accounted for \$3.3 billion, 22 percent of the total, and in 1979, just two transactions were valued at \$4.3 billion, 29 percent of the total.

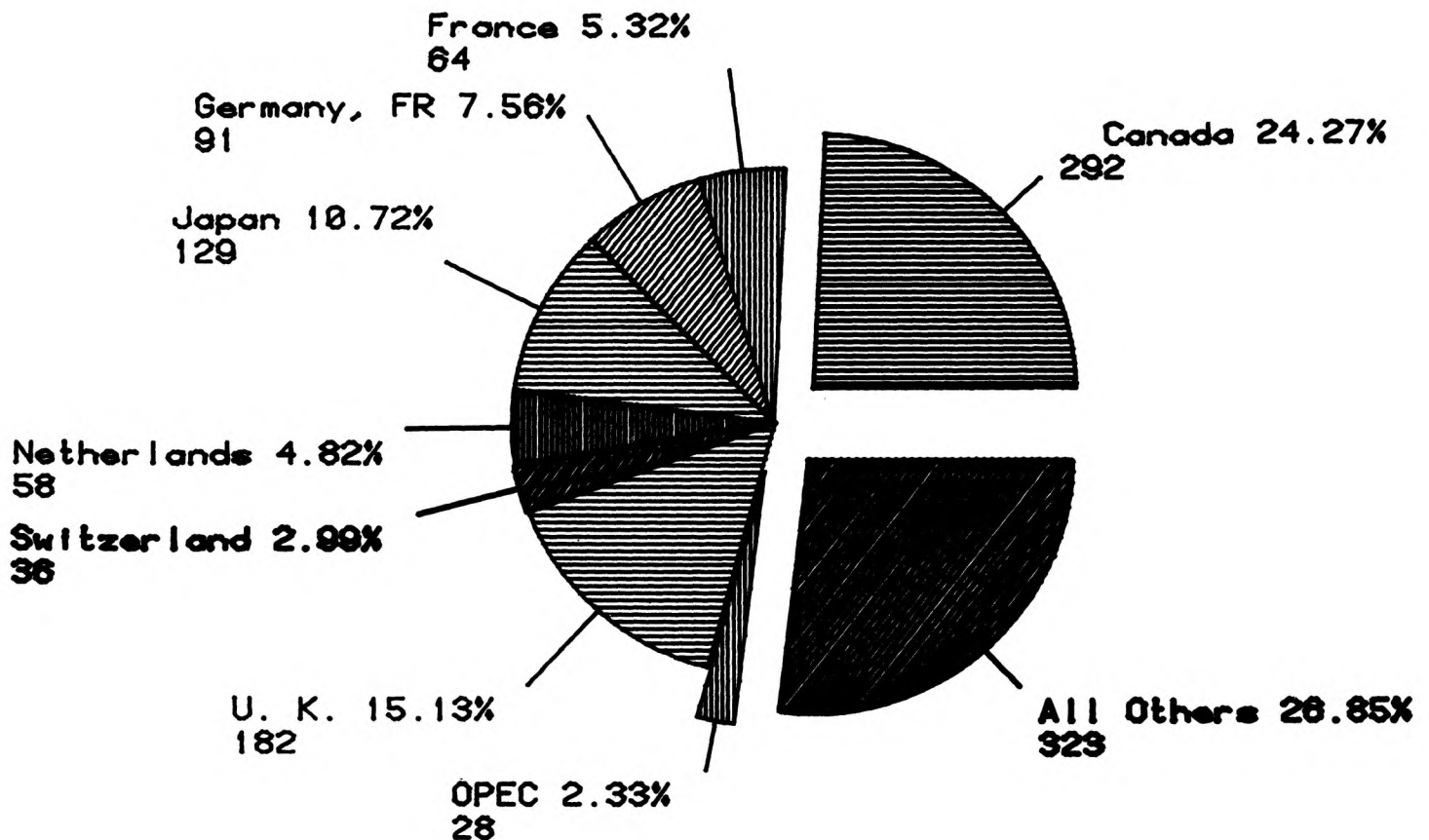
### Investment by Source Country

In 1981, the major industrialized countries continued to be the primary source of foreign direct investment activity in the United States. Seven of these countries -- Canada, France, Germany, Japan, the Netherlands, Switzerland, and the United Kingdom -- accounted for 851 transactions, or 71 percent of the total, slightly less than the 73 percent for 1980. The aggregate value of these transactions (\$21.2 billion), while markedly higher than the 1980 aggregate (\$12.7 billion), represented 80 percent of total value, a decline from the 86 percent of total value the previous year.

The principal source country for foreign investment was our northern neighbor, Canada, both in terms of numbers of investments and overall value. Twenty four percent of all transactions (291) originated in Canada, and, with 138 identified values totalling \$10 billion, nearly 37 percent of the overall value. By comparison, Canadian investors accounted for 23 percent of the number and 31 percent of the value for all transactions in 1980. Of the total \$10 billion in 1981, 29 transactions, each over \$100 million, accounted for \$8.4 billion, with manufacturing (seven investments -- \$3.9 billion) and real property (19 investments -- \$3.6 billion) leading the way.

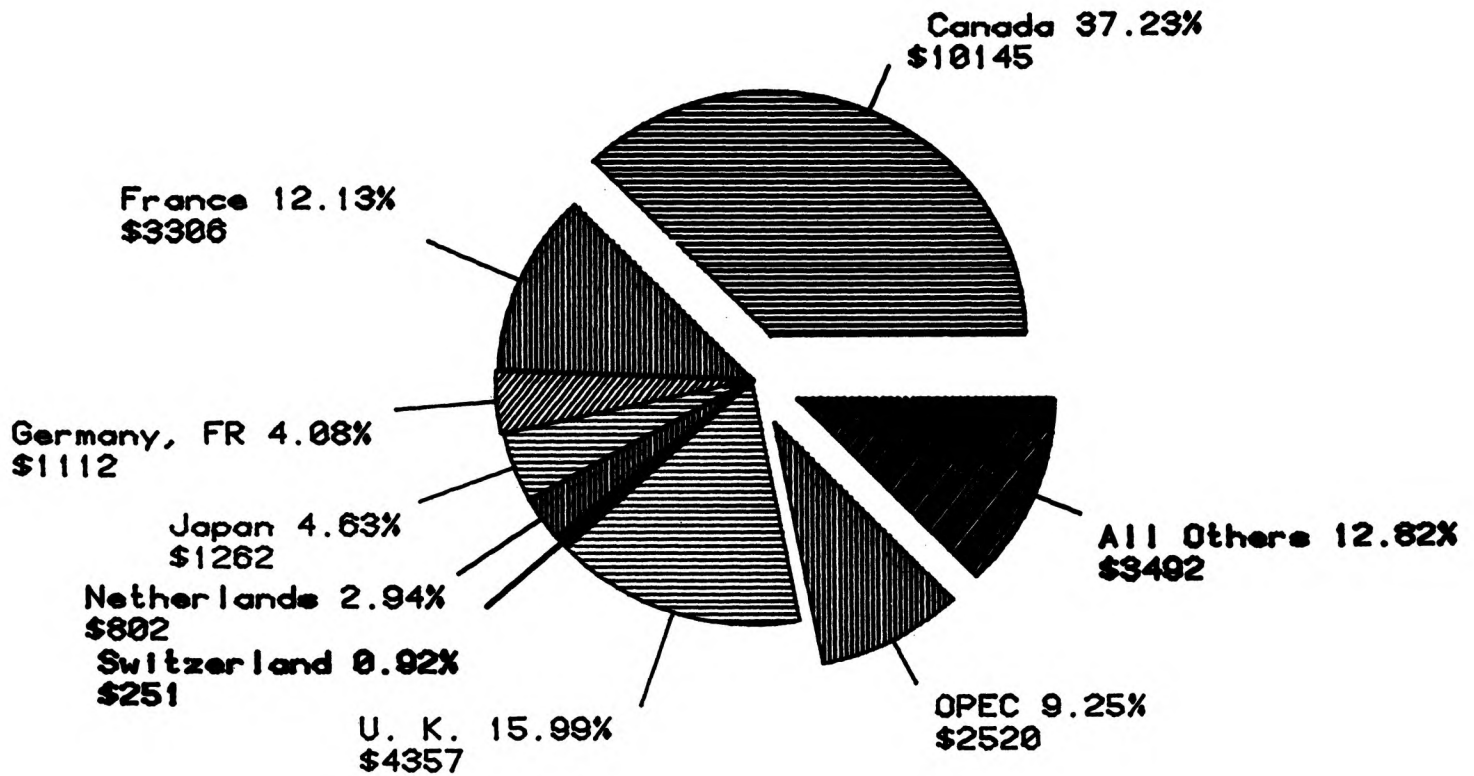
The United Kingdom and Japan were the next most active sources in 1981, with completed transactions attributable to their investors totalling 182 and 129, respectively. West German investors accounted for 91 transactions, followed by the French (64) and the Dutch (58).

**NUMBER OF 1981 FOREIGN DIRECT INVESTMENTS IN THE UNITED STATES:  
BY SOURCE COUNTRY DISTRIBUTION**



**Numbers are completed investments.**

**VALUE OF 1981 FOREIGN DIRECT INVESTMENTS IN THE UNITED STATES:  
BY SOURCE COUNTRY DISTRIBUTION**



**Values are millions of U. S. dollars.**

On the basis of identified values, the United Kingdom ranked second with \$4.4 billion, followed by France with \$3.3 billion. Kuwait, a non-industrial country which has not been among the traditionally large investing sources, ranked fourth with just over \$2.5 billion, almost all of which was accounted for by the acquisition of Santa Fe International. Japan ranked fifth by value with \$1.3 billion followed by West Germany with \$1.1 billion.

The following table shows the continuing dominant activity of the major industrialized countries as sources of foreign direct investment here.

<u>Source Country</u>	<u>Number of Completed Transactions</u>				
	<u>1977</u>	<u>1978</u>	<u>1979</u>	<u>1980</u>	<u>1981</u>
Canada	92	122	180	253	291
France	34	43	51	52	64
Germany, F.R.	53	104	166	171	91
Japan	55	58	96	101	129
Netherlands	21	32	64	63	58
Switzerland	16	42	50	48	36
United Kingdom	51	107	147	185	182
All others	<u>106</u>	<u>169</u>	<u>281</u>	<u>326</u>	<u>352</u>
TOTAL	428	677	1035	1199	1203

#### Mode of Investment Transaction

During 1981, as in the preceding year, acquisitions/mergers and real property transactions were the leading forms of investment activity in terms of the numbers of completed transactions, the numbers of cases with values identified, and aggregate values. While real property led by numbers (510) and by values identified (294) over acquisitions/mergers (291 and 159 respectively), the position was reversed with respect to aggregate value, with acquisitions/mergers valued at \$16.1 billion to \$7.8 billion for real property. Together, these two transaction modes accounted for 68 percent of all identified transactions, and 88 percent of the aggregate identified value.

## Location of Investment

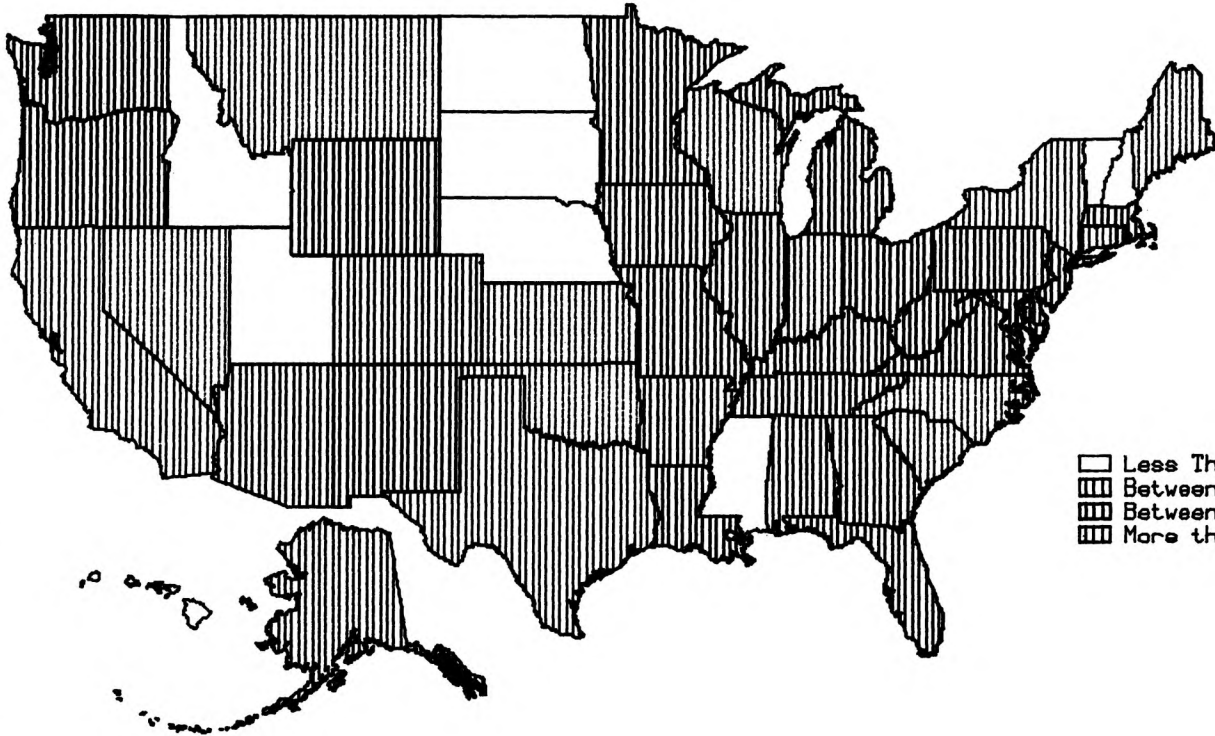
Foreign investments were made in virtually every State in the country during 1981, with four states accounting for nearly 59 percent of the investment transactions. Florida was the leading state with 271 transactions identified there, followed by New York with 166, California with 146, and Texas with 122. From this level there was a substantial drop in the number of identified cases, with Illinois ranking fifth with 44, followed by Colorado with 43, New Jersey, 37, Pennsylvania, 33, and Ohio, 30.

In terms of value, six states accounted for nearly 65 percent of the total, with more than a billion dollars invested in each. California was the leader with \$4.2 billion, followed by Connecticut with \$3.5 billion, and Texas with \$3.2 billion. New York and Delaware ranked fourth and fifth with \$2.9 billion and \$2.6 billion respectively, and were followed by Florida with \$1.3 billion. At the next level, \$830 million was invested in Colorado, \$645 million in West Virginia, \$630 million in Wyoming, and \$611 million in Michigan, with these four states accounting for a further ten percent of total identified value. The data for the other states are shown at Table VI in the Appendix.



# Distribution By State

Completed Cases from  
Jan 1981 through Dec 1981  
Where Value Is Known



LEGEND  
□ Less Than 1M  
▨ Between 1 and 100M  
▩ Between 100M and 2BIL  
▧ More than 2BIL

FIGURE 1 10.30.08 11/11/81 10:02 AM JAMES W. WATSON, DIRECTOR FEDERAL RESERVE BANK OF ST. LOUIS

## Investment by Industry

Until 1981, the largest number of new transactions completed each year was in the manufacturing sector, with the rapidly increasing number of transactions in the real property sector generally placing second. In 1981, however, the positions in these two sectors were resoundingly reversed, with 465 transactions identified in the real estate sector and 278 in the manufacturing sector -- a substantial drop from the 1980 total of 410 transactions identified in the manufacturing sector.

Of the 465 transactions in real property, values were identified for 283 totalling \$7.4 billion, and of the 278 in manufacturing, 129 values totalled \$7.1 billion. Together the two sectors accounted for 743 transactions (62 percent of the total for the year), and for \$14.5 billion (53 percent of total value).

In the mining sector (SIC's 10 through 14), the number of transactions identified rose from 54 in 1980 to 65 in 1981, a 20 percent increase. However, in terms of value, this sector led all others, with 49 values identified out of the 65 transactions, totalling \$9.2 billion.

When adding this sector to the two already mentioned, the three specified sectors accounted for 808 transactions (67 percent of the total), for \$23.7 billion (87 percent of the total value).

The following chart highlights the increase in completed cases over the period 1977 - 80.

<u>Industry</u>		<u>Number of Completed Transactons</u>				
<u>SICs</u>	<u>Description</u>	<u>1977</u>	<u>1978</u>	<u>1979</u>	<u>1980</u>	<u>1981</u>
10-14	Mining	17	21	31	54	65
20-39	Manufacturing	160	270	368	401	278
50-51	Wholesale trade	42	70	126	77	111
52-59	Retail trade	26	26	45	53	44
60-67	Finance, insurance and real estate	87	79	92	118	105
01-09 and 15-17		11	37	80	105	105
40-49	Other industries	6	25	24	41	30
	Real property	<u>79</u>	<u>149</u>	<u>269</u>	<u>350</u>	<u>465</u>
TOTAL		428	677	1035	1199	1203

Although the total number of identified transactions varied negligibly from 1980, some major developments occurred in certain subsectors. The following discussion focuses on these subsectors, and on other areas that have traditionally had high levels of foreign direct investment activity.

Foreign direct investment activity during 1981 in the mining sector increased noticeably over 1980, particularly in the dollar value of completed transactions recorded. In 1981, 65 mining transactions were identified, a 20 percent increase over 1980. The recorded value of these cases rose to \$9.2 billion (49 known values) in 1981 from \$1.5 billion (22 known values) in 1980, an increase of 500 percent. The number of completed mining transactions among completed transactions valued at \$50 million or more--13--was second only to the number of real estate transactions listed. Foreign investment activity in the mining sector is described below.

Metal Mining (SIC 10) - The dollar value of 1981 transactions in the metal mining subsector rose more than 900 percent over the 1980 figure, despite a reduction in the number of transactions completed. Five transactions were identified in this subsector; five of them were completed and their total value was almost \$4 billion.

Among the more than 90 metals and non-metals this industry produces, about 20 of them account for most of the total production value, a fact not lost on many foreign investors. Copper, iron ore, and molybdenum are among the metals having the highest values in this subsector, and in 1981, three of the five completed transactions involved a major U.S. copper company.

In March, Mitsubishi Corp., Japan's largest trading company, concluded a \$201 million joint venture with Kennecott Corp. to become a partner in the Chino Copper Mine and its processing facilities near Silver City, New Mexico. In June, Standard Oil Co. (Ohio), 53 percent owned by British Petroleum Co. Ltd., acquired Kennecott Corp. in a transaction valued at \$938.1 million. A third Kennecott transaction involved the \$2.8 million expansion of the company's Solon, Ohio facilities.

In recent years oil company interest in, and ownership of, U.S. metal and minerals producers has increased. Evidence of this was the \$2.5 billion acquisition of 63.1 percent of Texasgulf Inc., a mining, oil exploration and chemicals company, by Societe Nationale Elf Aquitaine S.A. of Paris, which is controlled by the French Government. Elf Aquitaine also agreed to purchase the remaining 36.9 percent of Texasgulf from the Canada Development Corp., primarily a natural resources holding company, controlled by the Canadian government. Thus, at the end of 1981 Texasgulf was unique in the OTIA data population -- A U.S. company owned by two foreign firms controlled by two foreign governments.

Another large investment completed in this industry was the acquisition of 22.4 percent of Newmont Mining Co. for \$309 million by Consolidated Gold Fields Ltd. of the United Kingdom. Consolidated Gold Fields is 29 percent owned by Anglo-American Corp. of South Africa Ltd., whose beneficial owner is Harry F. Oppenheimer.

Bituminous Coal and Lignite Mining (SIC 12) - OTIA recorded a total of 12 completed transactions in the bituminous coal and lignite mining subsector, up 71 percent from 1980. (No completed cases were identified in the anthracite coal mining (SIC 11) subsector.) Seven of these investments reported a total value of \$970.1 million.

Investors in the coal mining industry came from nine countries. United Kingdom and West German investors had the highest number of transactions, three each. The primary mode of investment was by acquisition which accounted for two thirds of the transactions in this industry, while joint ventures accounted for half of the remaining four transactions.

As in the case of metal mining firms, there were several large transactions involving U.S. coal producers in 1981. The largest transaction was a joint venture between Occidental Petroleum Co. and Ente Nazionale Idrocarbure (ENI), Italy's state-owned coal company. These two firms formed a jointly owned company, Enoxy, with headquarters in Lexington, Kentucky, to mine U.S. coal. ENI's share of the venture was valued at \$375 million.

Other noteworthy transactions were made by firms from the United Kingdom, West Germany and South Africa. The Government-controlled British Petroleum Co. Ltd, through its 53 percent-owned U.S. affiliate, Standard Oil Co. (Ohio), acquired the Crystal Block mine in West Virginia and other coal reserves in West Virginia, Utah, and Illinois, for \$318 million. From West Germany, Saarbergwerke AG, a coal and energy company 98 percent-controlled by the West German Federal Government and the West German State of Saarland, purchased 25 percent of Kentucky-based Ashland Oil Co. for \$102 million. Finally, the Anglo-American Corp. of South Africa Ltd. acquired the Sovereign Coal Group of West Virginia for \$125 million.

Oil and Gas Extraction (SIC 13)-- The oil and gas extraction subsector had the highest number of completed transactions -- 45 -- and the largest total dollar value -- \$4.2 billion (33 values) in the mining sector in 1981. This was almost a 29 percent increase in the number of transactions over the 1980 figure and almost a 500 percent increase in dollar value over 1980. This phenomenon follows a pattern noted throughout the mining industry in 1981, as foreign investors became increasingly attracted to U.S. natural resources companies and mining or oil and gas exploration ventures.

Acquisitions accounted for 29 transactions in this sector, of which 13 involved partial or total acquisition of oil and gas leases or properties. Joint venture exploration projects, which accounted for eight transactions, were the second most frequent type of investment.

Investors in the oil and gas exploration subsector came from 11 countries. Canadian investors had for the highest number of transactions, 19, followed by investors from the United Kingdom with ten.

The largest transaction in this industry was the \$2.5 billion acquisition of Santa Fe International Corp., a California-based oil and gas drilling services firm, by the state-owned Kuwait Petroleum Corp. The second largest transaction was the acquisition of oil properties from Davis Oil Co. of Colorado by Hiram Walker-Consumers Home Ltd., the Canadian distiller and natural resources company. The properties were acquired for \$630 million. CSR Ltd., an Australian holding company with interests in sugar, natural resources and shipping, had the third largest investment in this industry with its \$591.2 million acquisition of Delhi International Oil Corp. of Texas.

Non-Metallic and Chemical Minerals Mining (SIC 14) -- The non-metallic and chemical minerals subsector had the smallest number of completed transactions -- three -- in 1981. This subsector includes non-metallic minerals such as stone, sand and gravel, and clays, as well as chemical minerals such as phosphate rock, potash and sulphur. These three transactions had values totalling \$22.6 million. Investors in this industry were from Canada, France and the United Kingdom.

Paper and Allied Products (SIC 26) -- The paper and allied products industry, which includes firms producing woodpulp and other pulps, paper and paperboard, converted paper and paperboard products, and building paper and board, had some noteworthy foreign investments in 1981. Fourteen transactions were identified, six of them as completed investments. Five of these completed investments reported values totalling \$627.1 million. Investors from Canada and the United Kingdom accounted for most of the completed transactions and 98 percent of the total value.

The United States is the world's largest producer of paper and board, accounting for about 35 percent of the world's total output. Foreign investors interested in moving ahead in this industry did so primarily through equity increases in well known U.S. companies (three), plant expansions (two), or by outright acquisition (one).

Three transactions in this industry are worth noting. MacMillan Bloedel Inc.'s \$274 million expansion of its Pine Hill, Alabama manufacturing complex was the largest transaction recorded in this industry. The company began construction on a new mill to produce corrugated paper, and also announced plans to increase its linerboard production capacity at the same facility. The second transaction was a \$233 million equity increase by Canadian investors in Philadelphia-based Scott Paper Company. Brascan Ltd., a Toronto holding company with interests in natural resources, consumer products and financial services, increased its equity in Scott Paper from less than one percent to 20.5 percent by acquiring common stock on the open market and purchasing newly issued common shares from the company. Brascan Ltd. is controlled by Edgar and Peter Bronfman of Toronto through their holding company, Edper Equities Ltd.

James Goldsmith, a British financier, is another investor who increased his equity in a major U.S. forest products company. He raised his holdings in Diamond International Corp. from 25.9 percent to 40.7 percent, through Cavenham Holdings Inc., a U.S. affiliate of Generale Occidentale S.A., a French holding company controlled by Goldsmith. The transaction was worth about \$75 million. Late in 1981, Goldsmith offered to purchase the remaining 59.3 percent of the company for \$44.50 per share. The transaction, worth about \$400 million, was still pending at year's end.

Chemicals and Allied Products (SIC 28) - The number of identified foreign direct investments in this sector totalled 51 in 1981, down from 55 in the previous year. The number of completed transactions with known values also decreased, from 36 in 1980 to 21 in 1981. The aggregate value of the known investments has, however, increased dramatically principally due to the investment by Joseph E. Seagrams Ltd. of Canada in E.J. duPont, de Nemours & Co., which had a value of \$2.58 billion' and accounted for 88 percent of the total \$2.9 billion.

Six source countries accounted for 39 or more than three-quarters of the 51 transactions. Nine of these investments came from Japan, eight from France, six each from Canada and West Germany, and five each from Switzerland and the United Kingdom.

The duPont case, a transaction that originated when Seagrams lost a bidding war to duPont in an attempt to purchase Conoco Oil Co., was clearly the largest investment. The twenty investments with known values other than the duPont case had a total investment figure of \$360.4 million, compared to a 1980 total of \$442.7 million for 36 cases.

Other transactions with values larger than \$25 million were Sandoz Ltd.'s purchase of Ex-Lax Pharmaceutical Co. Inc. for \$94.0 million, Hudson Bay Ltd.'s purchase of Terra Chemicals International Inc. for \$50.5 million, a new plant by Mobay Chemical Co., a subsidiary of Bayer AG, for \$50.0 million, and Societe Lyonnaise Des Eaux et de L'E's purchase of Aqua-Chem Inc. for \$29.0 million.

Primary Metals (SIC 33) -- The number of completed transactions in the primary metals industry (which includes establishments engaged in the smelting and refining of ferrous and nonferrous metals and the manufacture of basic products from these metals) fell by about 42 percent between 1980 and 1981, but the value rose by more than 300 percent.

Twelve cases were completed in 1981, and nine known values totalled \$896 million. Investors in this industry came from the major industrialized nations, and several are leading producers of metal products in their own countries. Canada was the major source country accounting for the most transactions -- four, while France, Norway and the United Kingdom had two transactions each.

Canadian investors also had the largest share of the transaction value -- 44 percent. Two large transactions by one investor accounted for most of that total. Noranda Mines Ltd. of Toronto began a \$240 plant expansion at its Noranda Aluminum Inc., subsidiary in New Madrid, Missouri, and later in the year also acquired Carol Cable Co. a Pawtucket, Rhode Island producer of insulated wire and cable for \$140 million in cash and notes. The acquisition was by Noranda's wholly owned subsidiary, Canada Wire and Cable Co. Ltd. Noranda Mines is controlled by Zinor Holdings Ltd., a Toronto holding company which owns 21 percent of its stock.

The primary mode of investment in this subsector was through acquisitions. More than half of the transactions (seven) were foreign companies acquiring U.S. firms. The establishment of new plants or expansion of existing plants accounted for a total of four transactions.

The largest transaction in this industry was the sale of Union Carbide's ferroalloy plants in the United States and Norway for \$260 million to a Norwegian Group headed by Elkem Spigerverket A/S, Norway's third largest industrial concern and a major ferroalloys producer based in Oslo. This acquisition made Elkem the world's largest ferroalloys producer.

Electric And Electronic Equipment (SIC-36) -- In the electric and electronic equipment sector, 39 completed transactions were identified for 1981, compared to 63 completed transactions for 1980. This represents a 38 percent decrease in the total number of completed foreign direct investment transactions from 1980 to 1981. In terms of aggregate value, there was also a decrease of almost 15 percent from \$503 million in 1980 to \$429 million in 1981. The number of 1981 cases with identified values was 22 compared to 28 for 1980.

Investors in the electrical industry came from 10 countries: Japan, the largest investor with 13 transactions, accounted for one third of the transactions; the United Kingdom was second with eight cases, followed by the Netherlands with six, Canada, France, West Germany, Sweden, and Switzerland with two each, and one each from Italy and South Korea.

The primary 1981 mode of investment in this industry was acquisition (19 cases), followed by nine new outlets, five new plants, four plant expansions, and two joint ventures.

More than half of the foreign direct investment transactions took place in three states - California with ten, followed by New York with six, and Ohio with four. The remainder were scattered throughout the eastern section of the United States.

The two largest transactions in this industry were General Electric Co. Ltd.'s (United Kingdom) \$160 million acquisition of Picker Corp., a Cleveland-based medical equipment company; and Philips Gloeilampenfabrieken NV's (Netherlands) \$128 million purchase of GTE's Consumer Electronics Business, manufacturer of Sylvania and Philco televisions and radios.

Also identified were 17 pending transactions for 1981 in the electric and electronic industry subsector. Values recorded for 10 of these transactions totaled \$331.4 million. Of these pending transactions, three reported values of \$75 million or more, including the proposed establishment of a \$100 million integrated circuits plant in California by Nippon Electric Co. Ltd. of Japan; the construction of a metal oxide-silicon integrated circuits plant in New Mexico for \$100 million by Signetics Corp., a U.S. subsidiary of Philips NV; and the pending \$75 million equity increase from 50 percent to 85 percent in Siemens-Allis Inc. (maker of electric motors) of Georgia by Siemens AG. The total values (\$268 million) identified for these transactions account for more than 80 percent of the pending totals for this industry.

Transportation Equipment (SIC-37) -- Identified foreign direct investment in this manufacturing sector took a significant jump (more than doubled in value) over 1980. Of the thirteen completed transactions, values were identified for 11 totalling more than \$1 billion. This compares to \$0.5 billion during 1980. However, the number of completed transactions dropped from 22 to 13, down 41 percent from 1980. The increase in value can be attributed to three transactions that accounted for more than 98 percent of the total value for this industry. Nissan Motor Company Ltd. (Japan) started construction on a \$500 million light-truck manufacturing facility in Tennessee; West Germany's Volkswagenwerke started a \$300 million renovation on an old U.S. army missile plant in Sterling Heights, Michigan for production of cars and light trucks; and Daimler-Benz, West Germany, acquired Consolidated Freightways' Freightliner Corporation, Oregon, a manufacturer and marketer of heavy-duty trucks, for \$280 million. (Due to the present condition of the U.S. automobile market, Volkswagen's scheduled opening in late 1982 of its Sterling Heights plant has been postponed indefinitely).

As in 1980, West Germany and Japan were the principal sources, accounting for eight of the 13 transactions completed. Other source countries were Canada, France, Hong Kong, Sweden and the United Kingdom with one each. New facilities accounted for seven transactions; acquisitions of existing facilities accounted for five; and an expansion of an existing facility represented the final mode. Geographically, these investments were scattered throughout the United States with no central concentration.

Banking (SIC 60) -- During calendar 1981, 71 completed banking transactions were recorded. Only four had reported values, which totalled \$843.7 million. Banking subsector figures are less than five percent above those for 1980, reflecting a slowdown of both acquisitions of existing U.S. banks, as well as in direct establishments by foreign parent banks.



Most of the completed 1981 banking investments by foreign firms were made in New York, Florida, and California, with these states accounting for over 60 percent of the total. The large number of foreign bank establishments in New York is partly related to the tendency of foreign parent banks to choose New York as a "home state." The choice of a "home state" is required under provisions of the International Banking Act of 1978. The remainder of the completed cases were fairly evenly distributed throughout the United States.

During 1981, Canada and the United Kingdom were the only larger investors responsible for significant numbers of banking investments here. They accounted for eight and seven transactions respectively.

Sixty-four percent of all completed banking transactions during this period were produced by investors from countries other than the traditional major source countries. Investors from Venezuela completed seven banking transactions here; investors from Brazil were responsible for five; and Australians for four. Banking activity on the part of investors from these countries suggests a desire to establish a firm financial presence in the United States under provisions of relatively liberal enabling legislation. In prior years, foreign parent banks, principally from the industrial countries of Europe and Japan, had acquired existing U.S. banks or established U.S. bank agencies.

The overwhelming majority of the completed foreign banking investments involved new establishments in the form of agencies, branches, subsidiaries, and Edge Act companies. These cases did not involve the reporting of transaction values.

By the close of the period, two major transactions involving existing U.S. banks were recorded. The first was Midland Bank, Ltd.'s (United Kingdom) acquisition of Crocker National Corp. (San Francisco), which produced the largest foreign takeover of a U.S. bank ever recorded, with the total value reported at \$820 million. The other investment is Sheikh Adha and other Middle Eastern investors' controversial purchase of Financial General Bankshares, Inc., a \$2.5 billion, Washington, D.C. - based, multi-tier, multi-state bank holding company. The Financial General transaction was not fully consummated until early in 1982.

Insurance (SIC 63) -- During calendar 1981, five completed insurance transactions were recorded, and three had reported values, totalling \$284.5 million. Insurance subsector figures are over 60 percent below those for the 1980 period, reflecting a decline in acquisition of U.S. establishments as well as a slowdown in direct establishment by foreign parent companies. Although there were not enough completed insurance transactions to discern a valid trend, an examination of the completed and pending investments shows a concentration of insurance investments in the northeast United States.

During this period, two completed insurance transactions were accounted for by investors from the Netherlands while investors from the United Kingdom, Italy, and Argentina accounted for one investment each. A good deal of the foreign investment activity here in recent years has been in the area of "reinsurance," or insurance of primary insurers, where the market has been fertile.

During 1981, there were two significant insurance transactions made by foreign investors. The first was Ennia NV's (the Netherlands) 100 percent acquisition of National Old Line Insurance Co. in Arkansas for \$144.3 million. The second was Legal and General Group, Ltd.'s (the United Kingdom) 93.4 percent acquisition of Geico's Government Employees Life Insurance Co. in Maryland for \$140 million.

Real Estate -- During 1981, 465 commercial real estate investments were identified, which involved foreign investors in the purchase or development of U.S. real property; 283 of the identified investments had known values. Together they had a combined value of \$7.4 billion. Sixty-eight property investments had values known to exceed \$20 million. These large investments had an aggregate value of \$6.1 billion, almost 82 percent of the total real estate figure for 1981. (Purchases of agricultural land or individual residences are excluded).

Identified real estate transactions comprised 27.5 percent of the 1981 annual total value for all investments, \$27.3 billion. Real estate's portion of total foreign direct investment has fluctuated annually, but in absolute dollar terms increasingly larger values are annually associated with real estate investment. In 1979, \$3.2 billion of U.S. commercial real estate was bought or developed by foreign investors, rising in 1980 to \$5.4 billion.

There have been significant changes in the pattern of foreign investment in U.S. real estate. Data from 1981 indicate the increasing dominance of repeat investors from Canada. In 1981, Canadian firms were identified with over \$5.2 billion of property investment. This single country value for property investment approached the 1980 real estate value of \$5.3 billion from all source countries. Canada's annual share of the total property figure has increased from 45 percent in 1979, to almost 59 percent in 1980 and to 70 percent in 1981.

Canadian prominence in U.S. real estate is broadly dispersed among several cities, and includes both property acquisition and project development. In New York City, Cadillac-Fairview paid \$105 million for an office site. At \$1900 per square foot, this is the most expensive site acquisition in the city's history. In lower Manhattan, Olympia & York, LTD. paid \$175 million for 59 Maiden Lane. The purchase was part of a larger deal whereby the former owner and prime tenant of the property moved into one of the office towers Olympia & York is building at World Financial Center, in New York. In Minneapolis, the Oxford Development Group paid \$200 million for IDS Center. Oxford is the largest office landlord in the Twin Cities, as Olympia & York is in New York. In Washington, D.C., Daon Development Corp. and Cadillac-Fairview are each joint venturing with American insurance companies in major office developments. Multi-use projects have been announced for Texas by Cadillac-Fairview, Ltd., the Campeau Corp., of Ottawa, and Alsten Holdings, Ltd., of Alberta. Each of these Texas projects has an announced value in excess of \$300 million.

During this period of increased Canadian investment, there has been a decline in the traditionally strong contributions of the United Kingdom and the Netherlands to direct investment in property. Other source countries, however, more than offset this decline.

The 1981 data indicate increased investment from East Asia. Japanese property investment jumped because of a newly liberalized foreign exchange regime there. Japanese insurance companies may now invest in foreign real estate development projects. Previously this was barred. Dai Ichi Mutual Life Insurance Company joined with Kajima Construction Co., and a local partner in a \$79 million Minneapolis redevelopment project. Kajima is also working with Nichimen Co. of Japan on a \$50 million Florida condominium project.

Uncertainty about Hong Kong's status after 1997, when its unique ground lease must be renegotiated with China, has increased the flow of Chinese money into U.S. property. Development of the \$240 million TransPacific Center in Oakland was the most visible indicator of an otherwise discreet flow of Hong Kong investment capital.

The Sunbelt states, plus New York, continued to attract sizeable sums of foreign realty investment. Texas was the largest recipient of real estate investments exceeding \$20 million in value. Its 13 investments had an aggregate value of \$1.8 billion. New York was the second largest state for offshore realty investors -- more than \$890 million was identified in 1981.

The remainder of real property investment by foreign interests, however, was broadly dispersed throughout the country. Colorado attracted more than \$663 million, while Oregon and Washington together attracted over \$400 million in commercial property investment.

List of Summary Tables

- Table I      Source Countries - Completed Cases - 1981
- Table II     Source Countries - Pending Cases - 1981
- Table III    Direct Investment Distribution by Industry Subsector -  
Completed Cases - 1981
- Table IV     Direct Investment Distribution by Industry Group of U.S.  
Affiliate and Country of Foreign Parent - Completed  
Transactions - 1981
- Table V      Mode of Investment by Source Country - Completed  
Investments - 1981
- Table VI     State Locations of Foreign Investments - List of 1981  
Investments by Nationality

# List of Standard Industrial Classification

<u>SIC</u>	<u>Description</u>
	<u>Agriculture</u>
01	Agricultural Production - Crops
02	Agricultural Production - Livestock
07	Agricultural Services
08	Forestry
09	Fishing, Hunting & Trapping
	<u>Mining</u>
10	Metal Mining
11	Anthracite Mining
12	Bituminous Coal & Lignite Mining
13	Oil & Gas Extraction
14	Non-Metallic Minerals, exc Fuel
	<u>Construction</u>
15	General Building Contractors
16	Heavy Construction Contractors
17	Special Trade Contractors
	<u>Manufacturing</u>
20	Food & Kindred Products
21	Tobacco Manufactures
22	Textile Mill Products
23	Apparel & Other Textile Products
24	Lumber & Wood Products
25	Furniture & Fixtures
26	Paper & Allied Products
27	Printing & Publishing
28	Chemicals & Allied Products
29	Petroleum & Coal Products
30	Rubber & Misc. Plastics Products
31	Leather & Leather Products
32	Stone, Clay & Glass Products
33	Primary Metal Industries
34	Fabricated Metal Products
35	Machinery exc. Electrical
36	Electric & Electronic Equipment
37	Transportation Equipment
38	Instruments & Related Products
39	Misc. Manufactures
	<u>Transportation &amp; Public Utilities</u>
40	Railroad Transportation
41	Local & Interurban Passenger Transit
42	Trucking & Warehouse
43	U.S. Postal Service
44	Water Transportation
45	Transportation by Air
46	Pipe Lines, exc. Natural Gas
47	Transportation Services
48	Communication
49	Electric, Gas & Sanitary Services
	<u>Wholesale Trade</u>
50	Wholesale Trade - Durable Goods
51	Wholesale Trade - Nondurable Goods
	<u>Retail Trade</u>
52	Building Materials & Garden Supplies
53	General Merchandise Stores
54	Food Stores
55	Automotive Dealers & Service Stations
56	Apparel & Accessory Stores
57	Furniture & Home Furnishings Stores
58	Eating & Drinking Places
59	Miscellaneous Retail
	<u>Finance, Insurance &amp; Real Estate</u>
60	Banking
61	Credit Agencies Other Than Banks
62	Security, Commodity Brokers
63	Insurance Carriers
64	Insurance Agents, Brokers
65	Real Estate
66	Combined Real Estate/Insurance
67	Holding & Other Investment Offices
	<u>Services</u>
70	Hotels & Other Lodging
72	Personal Services
73	Business Services
75	Auto Repair Services, etc.
76	Misc. Repair Services
78	Motion Pictures
79	Amusement & Recreation Services
80	Health Services
81	Legal Services
82	Educational Services
83	Social Services
84	Museums, Botanical Gardens, etc.
86	Membership Organizations
88	Private Households
89	Miscellaneous Services
	<u>Public Administration</u>
91-97	Administration
	<u>Non-Classifiable Establishments</u>
99	Non-Classifiable Establishments

## List of Investment Type

AM - Acquisition/Merger

JV - Joint Venture

RE - Real Estate

NP - New Plant

PE - Plant Expansion

OT - Other

EI - Equity Increase

REPORT PERIOD : 01/81 - 12/81

TABLE I. SOURCE COUNTRIES - COMPLETED CASES - 1981

	NUMBER OF CASES	NUMBER CASES/ VALUE KNOWN	VALUE (\$ MILLION)
TOTAL	1,203	571	27,247.0
-----			
PRINCIPAL SOURCE COUNTRIES	852	388	21,235.2
-----			
CANADA	292	139	10,145.3
FRANCE	64	23	3,306.3
GERMANY, FEDERAL REP	91	44	1,112.1
JAPAN	129	46	1,261.7
NETHERLANDS	58	31	801.7
SWITZERLAND	36	14	250.8
UNITED KINGDOM	182	91	4,357.3
-----			
OTHER EUROPE	99	36	1,142.5
-----			
22 AUSTRIA	1	1	2.8
BELGIUM	11	5	16.5
CZECHOSLOVAKIA	1	0	0.0
DENMARK	7	3	17.3
FINLAND	7	0	0.0
GREECE	2	0	0.0
HUNGARY	1	0	0.0
IRELAND	6	3	24.7
ITALY	20	10	456.7
LIECHTENSTEIN	1	1	0.6
LUXEMBOURG	2	1	1.0
NORWAY	3	1	260.0
SOVIET UNION	1	1	160.0
SPAIN	5	1	9.0
SWEDEN	26	8	151.9
UNSPECIFIED	4	1	42.0
YUGOSLAVIA	1	0	0.0
-----			
OPEC COUNTRIES	28	9	2,519.7
-----			
ALGERIA	1	1	0.5
KUWAIT	6	2	2,509.8
LIBYA	1	0	0.0

REPORT PERIOD : 01/81 - 12/81

TABLE I. SOURCE COUNTRIES - COMPLETED CASES - 1981

	NUMBER OF CASES	NUMBER CASES/ VALUE KNOWN	VALUE (\$ MILLION)
SAUDI ARABIA	9	3	4.9
UNITED ARAB EMIRATES	2	0	0.0
VENEZUELA	9	3	4.5
<b>OTHER MIDDLE EAST</b>	<b>6</b>	<b>1</b>	<b>32.0</b>
-----			
BAHRAIN	2	1	32.0
EGYPT	1	0	0.0
ISREAL	3	0	0.0
<b>OTHER ASIA AND PACIFIC</b>	<b>48</b>	<b>18</b>	<b>1,204.8</b>
-----			
AUSTRALIA	12	4	810.0
CHINA (TAIWAN)	2	0	0.0
HONG KONG	13	7	292.9
INDIA	1	0	0.0
KOREA, REPUBLIC OF	5	1	5.0
LAOS	1	0	0.0
MALAYSIA	4	2	89.2
PAKISTAN	1	1	0.8
PHILIPPINES	1	1	1.9
SINGAPORE	6	2	5.0
THAILAND	2	0	0.0
<b>OTHER WESTERN HEMISPHERE</b>	<b>153</b>	<b>110</b>	<b>453.0</b>
-----			
ARGENTINA	4	2	2.2
BAHAMAS, THE	2	1	5.0
BARBADOS	1	1	1.5
BERMUDA	1	1	1.5
BRAZIL	5	0	0.0
BRITISH VIRGIN ISLAND	2	0	0.0
CAYMAN ISLANDS	2	1	3.0
CHILE	1	1	2.5
COLUMBIA	1	0	0.0
MEXICO	3	0	0.0
NETHERLANDS ANTILLES	110	91	365.5
PANAMA	17	10	26.0
UNSPECIFIED	3	2	45.8

23



REPORT PERIOD : 01/81 - 12/81

TABLE I. SOURCE COUNTRIES - COMPLETED CASES - 1981

	NUMBER OF CASES	NUMBER CASES/ VALUE KNOWN	VALUE (\$ MILLION)
URUGUAY	1	0	0.0
ALL OTHER COUNTRIES	17	9	659.8
-----			
LIBERIA	4	3	5.2
NETHERLANDS	1	0	0.0
PAKISTAN	1	0	0.0
SOUTH AFRICA	9	5	653.7
UNSPECIFIED	2	1	0.9

REPORT PERIOD : 01/81 - 12/81

TABLE II. SOURCE COUNTRIES - PENDING CASES 1981

	NUMBER OF CASES	NUMBER CASES/ VALUE KNOWN	VALUE (\$ MILLION)
TOTAL	228	101	4,580.6
-----			
PRINCIPAL SOURCE COUNTRIES	180	82	3,698.6
-----			
CANADA	40	21	2,230.9
FRANCE	12	5	320.1
GERMANY, FEDERAL REP	30	15	258.8
JAPAN	57	22	248.6
NETHERLANDS	9	3	149.2
SWITZERLAND	2	0	0.0
UNITED KINGDOM	30	16	491.0
OTHER EUROPE	20	9	512.0
-----			
BELGIUM	1	1	120.0
DENMARK	1	0	0.0
FINLAND	1	1	80.0
IRELAND	1	1	130.0
ITALY	6	2	153.0
LUXEMBOURG	1	0	0.0
SPAIN	1	0	0.0
SWEDEN	8	4	29.0
OPEC COUNTRIES	6	5	273.1
-----			
KUWAIT	2	2	235.0
SAUDI ARABIA	2	1	14.6
VENEZUELA	2	2	23.5
OTHER MIDDLE EAST	2	0	0.0
-----			
ISREAL	2	0	0.0

25

REPORT PERIOD : 01/81 - 12/81.

TABLE II. SOURCE COUNTRIES - PENDING CASES 1981

	NUMBER OF CASES	NUMBER CASES/ VALUE KNOWN	VALUE (\$ MILLION)
OTHER ASIA AND PACIFIC	9	1	19.0
-----			
AUSTRALIA	1	0	0.0
CHINA	1	0	0.0
CHINA (TAIWAN)	1	0	0.0
HONG KONG	4	1	19.0
KOREA, REPUBLIC OF	2	0	0.0
OTHER WESTERN HEMISPHERE	5	0	0.0
-----			
BRAZIL	1	0	0.0
CANADA	1	0	0.0
CAYMAN ISLANDS	1	0	0.0
COLUMBIA	1	0	0.0
EL SALVADOR	1	0	0.0
ALL OTHER COUNTRIES	6	4	77.9
-----			
NAMIBIA	1	0	0.0
SOUTH AFRICA	5	4	77.9

REPORT PERIOD : 01/81 - 12/81

TABLE III

DIRECT INVESTMENT DISTRIBUTION BY INDUSTRY SUBSECTOR OF  
U.S. AFFILIATE - COMPLETED TRANSACTIONS - 1981

SIC NUMBER	SHORT TITLE	NUMBER OF CASES	NUMBER CASES/ VALUE KNOWN	(\$ MILLION)
	AGRICULTURE, FORESTRY, AND FISHING	6	1	4.5
02	AGRICULTURAL PRODUCTION - LIVESTOCK	6	1	4.5
	MINING	65	49	9,150.2
10	METAL MINING	5	5	3,950.9
12	BITUMINOUS COAL AND LIGNITE MINING	12	7	970.1
13	OIL AND GAS EXTRACTION	15	34	4,206.6
14	NONMETALLIC MINERALS, EXCEPT FUELS	3	3	22.6
	MANUFACTURING	278	129	7,103.7
20	FOOD AND KINDRED PRODUCTS	19	7	61.5
22	TEXTILE MILL PRODUCTS	2	0	0.0
23	APPAREL AND OTHER TEXTILE PRODUCTS	4	1	12.5
24	LUMBER AND WOOD PRODUCTS	1	0	0.0
25	FURNITURE AND FIXTURES	1	1	5.0
26	PAPER AND ALLIED PRODUCTS	6	5	627.1
27	PRINTING AND PUBLISHING	21	5	152.6
28	CHEMICALS AND ALLIED PRODUCTS	51	21	2,940.4
29	PETROLEUM AND COAL PRODUCTS	6	3	12.7
30	RUBBER AND MISC. PLASTICS PRODUCTS	5	2	7.0
31	LEATHER AND LEATHER PRODUCTS	4	3	114.8
32	STONE, CLAY, AND GLASS PRODUCTS	15	8	403.0
33	PRIMARY METAL INDUSTRIES	12	9	896.0
34	FABRICATED METAL PRODUCTS	11	7	118.2
35	MACHINERY, EXCEPT ELECTRICAL	46	17	122.0
36	ELECTRIC AND ELECTRONIC EQUIPMENT	39	22	429.0
37	TRANSPORTATION EQUIPMENT	13	11	1,180.0
38	INSTRUMENTS AND RELATED PRODUCTS	14	3	11.5
39	MISCELLANEOUS MANUFACTURING INDUSTRIES	8	4	10.4

27

REPORT PERIOD : 01/81 - 12/81

TABLE III

DIRECT INVESTMENT DISTRIBUTION BY INDUSTRY SUBSECTOR OF  
U.S. AFFILIATE - COMPLETED TRANSACTIONS - 1981

SIC NUMBER	SHORT TITLE	NUMBER OF CASES	NUMBER CASES/ VALUE KNOWN	(\$ MILLION)
	TRANSPORTATION, COMMUNICATIONS, UTIL.	24	8	327.8
40	RAILROAD TRANSPORTATION	1	1	35.1
42	TRUCKING AND WAREHOUSING	7	2	110.0
44	WATER TRANSPORTATION	9	2	28.6
47	TRANSPORTATION SERVICES	5	2	2.1
48	COMMUNICATION	2	1	152.0
49	ELECTRIC, GAS, AND SANITARY SERVICES	1	0	0.0
	WHOLESALE TRADE	111	28	272.8
50	WHOLESALE TRADE - DURABLE GOODS	33	25	245.0
51	WHOLESALE TRADE - NONDURABLE GOODS	18	3	27.8
	RETAIL TRADE	44	27	659.3
52	BUILDING MATERIALS & GARDEN SUPPLIES	1	1	8.4
53	GENERAL MERCHANDISE STORES	6	6	77.2
54	FOOD STORES	9	5	223.7
55	AUTOMOTIVE DEALERS & SERVICE STATIONS	2	2	70.3
56	APPAREL AND ACCESSORY STORES	6	1	105.0
57	FURNITURE AND HOME FURNISHINGS STORES	3	1	1.4
58	EATING AND DRINKING PLACES	8	5	50.4
59	MISCELLANEOUS RETAIL	10	6	122.9
	FINANCE, INSURANCE, AND REAL ESTATE	105	11	1,201.4
60	BANKING	71	4	843.7
61	CREDIT AGENCIES OTHER THAN BANKS	2	0	0.0
62	SECURITY, COMMODITY BROKERS & SERVICES	5	0	0.0
63	INSURANCE CARRIERS	5	3	284.5
67	HOLDING AND OTHER INVESTMENT OFFICES	22	4	73.2

28

REPORT PERIOD : 01/81 - 12/81

TABLE III

DIRECT INVESTMENT DISTRIBUTION BY INDUSTRY SUBSECTOR OF  
U.S. AFFILIATE - COMPLETED TRANSACTIONS - 1981

SIC NUMBER	SHORT TITLE	NUMBER OF CASES	NUMBER CASES/ VALUE KNOWN	(\$ MILLION)
	SERVICES	105	34	1,073.7
70	HOTELS AND OTHER LODGING PLACES	55	17	659.3
73	BUSINESS SERVICES	27	9	298.5
75	AUTO REPAIR, SERVICES, AND GARAGES	3	1	1.0
76	MISCELLANEOUS REPAIR SERVICES	1	0	0.0
78	MOTION PICTURES	2	1	5.8
79	AMUSEMENT & RECREATION SERVICES	4	3	58.6
80	HEALTH SERVICES	1	0	0.0
86	MEMBERSHIP ORGANIZATIONS	1	0	0.0
89	MISCELLANEOUS SERVICES	11	3	50.5
	SUBTOTAL	738	287	19,793.4
	REAL PROPERTY*	465	283	7,446.3
		1,203	571	27,247.0

\*INCLUDES PROPERTY PURCHASES, DEVELOPMENT AND CONSTRUCTION.  
DOES NOT INCLUDE REALTY COMPANIES WHICH ARE SIC GROUP 65.

29

REPORT PERIOD : 01/81 - 12/81

TABLE IV

DIRECT INVESTMENT DISTRIBUTION BY INDUSTRY GROUP OF U.S. AFFILIATE AND COUNTRY OF FOREIGN PARENT  
COMPLETED TRANSACTION -- 1981

	TOTAL	CANADA	FRANCE	GERMANY	JAPAN	NETHER- LANDS	SWITZER- LAND	UNITED KINGDOM	ALL OTHER
<b>AGRICULTURE, FORESTRY, AND FISHING</b>									
<b>AGRICULTURAL PRODUCTION - LIVESTOCK</b>									
TOTAL NUMBER OF CASES	6	0	0	0	5	0	0	0	1
NUMBER CASES -- VALUE KNOWN	1	0	0	0	0	0	0	0	1
VALUE (\$ MILLION)	4.5	0.0	0.0	0.0	0.0	0.0	0.0	0.0	4.5
TOTAL NUMBER OF CASES	6	0	0	0	5	0	0	0	1
NUMBER CASES -- VALUE KNOWN	1	0	0	0	0	0	0	0	1
VALUE (\$ MILLIONS)	4.5	0.0	0.0	0.0	0.0	0.0	0.0	0.0	4.5
<b>MINING</b>									
<b>METAL MINING</b>									
TOTAL NUMBER OF CASES	5	0	1	0	1	0	0	2	1
NUMBER CASES -- VALUE KNOWN	5	0	1	0	1	0	0	2	1
VALUE (\$ MILLION)	3950.9	0.0	2500.0	0.0	201.0	0.0	0.0	940.9	309.0
<b>BITUMINOUS COAL AND LIGNITE MINING</b>									
TOTAL NUMBER OF CASES	12	1	1	3	1	1	0	2	3
NUMBER CASES -- VALUE KNOWN	7	1	0	2	0	0	0	2	2
VALUE (\$ MILLION)	970.1	5.0	0.0	110.1	0.0	0.0	0.0	328.0	527.0
<b>OIL AND GAS EXTRACTION</b>									
TOTAL NUMBER OF CASES	45	19	3	1	1	4	0	10	7
NUMBER CASES -- VALUE KNOWN	34	13	2	1	1	4	0	8	5
VALUE (\$ MILLION)	4206.6	783.2	36.6	4.5	0.1	115.7	0.0	31.2	3235.3
<b>NONMETALLIC MINERALS, EXCEPT FUELS</b>									
TOTAL NUMBER OF CASES	3	1	1	0	0	0	0	1	0
NUMBER CASES -- VALUE KNOWN	3	1	1	0	0	0	0	1	0
VALUE (\$ MILLION)	22.6	1.5	6.3	0.0	0.0	0.0	0.0	14.8	0.0
TOTAL NUMBER OF CASES	65	21	6	4	3	5	0	15	11
NUMBER CASES -- VALUE KNOWN	49	15	4	3	2	4	0	13	8
VALUE (\$ MILLIONS)	9150.2	789.7	2542.9	114.6	201.1	115.7	0.0	1314.9	4071.3

30

REPORT PERIOD : 01/81 - 12/81

TABLE IV

DIRECT INVESTMENT DISTRIBUTION BY INDUSTRY GROUP OF U.S. AFFILIATE AND COUNTRY OF FOREIGN PARENT  
COMPLETED TRANSACTION -- 1981

	TOTAL	CANADA	FRANCE	GERMANY	JAPAN	NETHER- LANDS	SWITZER- LAND	UNITED KINGDOM	ALL OTHER
<b>MANUFACTURING</b>									
<b>FOOD AND KINDRED PRODUCTS</b>									
TOTAL NUMBER OF CASES	19	2	2	2	7	0	0	3	3
NUMBER CASES -- VALUE KNOWN	7	1	0	1	3	0	0	1	1
VALUE (\$ MILLION)	61.5	2.3	0.0	1.0	48.5	0.0	0.0	7.2	2.5
<b>TEXTILE MILL PRODUCTS</b>									
TOTAL NUMBER OF CASES	2	0	0	0	1	0	0	1	0
NUMBER CASES -- VALUE KNOWN	0	0	0	0	0	0	0	0	0
VALUE (\$ MILLION)	0.0	0.0	0.0	0.0	0.0	0.0	0.0	0.0	0.0
<b>APPAREL AND OTHER TEXTILE PRODUCTS</b>									
TOTAL NUMBER OF CASES	4	0	1	0	1	1	0	0	1
NUMBER CASES -- VALUE KNOWN	1	0	0	0	1	0	0	0	0
VALUE (\$ MILLION)	12.5	0.0	0.0	0.0	12.5	0.0	0.0	0.0	0.0
<b>LUMBER AND WOOD PRODUCTS</b>									
TOTAL NUMBER OF CASES	1	1	0	0	0	0	0	0	0
NUMBER CASES -- VALUE KNOWN	0	0	0	0	0	0	0	0	0
VALUE (\$ MILLION)	0.0	0.0	0.0	0.0	0.0	0.0	0.0	0.0	0.0
<b>FURNITURE AND FIXTURES</b>									
TOTAL NUMBER OF CASES	1	0	0	0	0	0	0	0	1
NUMBER CASES -- VALUE KNOWN	1	0	0	0	0	0	0	0	1
VALUE (\$ MILLION)	5.0	0.0	0.0	0.0	0.0	0.0	0.0	0.0	5.0
<b>PAPER AND ALLIED PRODUCTS</b>									
TOTAL NUMBER OF CASES	6	3	0	0	0	0	0	2	1
NUMBER CASES -- VALUE KNOWN	5	2	0	0	0	0	0	2	1
VALUE (\$ MILLION)	627.1	507.1	0.0	0.0	0.0	0.0	0.0	107.8	12.2
<b>PRINTING AND PUBLISHING</b>									
TOTAL NUMBER OF CASES	21	7	0	4	1	0	0	8	1
NUMBER CASES -- VALUE KNOWN	5	1	0	1	0	0	0	2	1
VALUE (\$ MILLION)	152.6	61.0	0.0	30.0	0.0	0.0	0.0	60.6	1.0
<b>CHEMICALS AND ALLIED PRODUCTS</b>									
TOTAL NUMBER OF CASES	51	6	9	6	9	0	5	5	12
NUMBER CASES -- VALUE KNOWN	21	2	4	3	3	0	1	4	4
VALUE (\$ MILLION)	2940.4	2582.5	56.1	61.5	20.8	0.0	94.0	56.2	69.3

31



REPORT PERIOD : 01/81 - 12/81

TABLE IV

DIRECT INVESTMENT DISTRIBUTION BY INDUSTRY GROUP OF U. S. AFFILIATE AND COUNTRY OF FOREIGN PARENT  
COMPLETED TRANSACTION -- 1981

	TOTAL	CANADA	FRANCE	GERMANY	JAPAN	NETHER- LANDS	SWITZER- LANDO	UNITED KINGDOM	ALL OTHER
<b>PETROLEUM AND COAL PRODUCTS</b>									
TOTAL NUMBER OF CASES	6	0	1	0	0	0	0	1	4
NUMBER CASES -- VALUE KNOWN	3	0	0	0	0	0	0	1	2
VALUE (\$ MILLION)	12.7	0.0	0.0	0.0	0.0	0.0	0.0	8.3	4.4
<b>RUBBER AND MISC. PLASTICS PRODUCTS</b>									
TOTAL NUMBER OF CASES	5	0	0	3	0	0	0	0	2
NUMBER CASES -- VALUE KNOWN	2	0	0	1	0	0	0	0	1
VALUE (\$ MILLION)	7.0	0.0	0.0	3.0	0.0	0.0	0.0	0.0	4.0
<b>LEATHER AND LEATHER PRODUCTS</b>									
TOTAL NUMBER OF CASES	4	0	0	1	0	0	0	1	2
NUMBER CASES -- VALUE KNOWN	3	0	0	1	0	0	0	1	1
VALUE (\$ MILLION)	114.8	0.0	0.0	0.1	0.0	0.0	0.0	112.1	2.6
<b>STONE, CLAY, AND GLASS PRODUCTS</b>									
TOTAL NUMBER OF CASES	15	0	4	1	1	0	0	2	7
NUMBER CASES -- VALUE KNOWN	3	0	4	0	0	0	0	1	3
VALUE (\$ MILLION)	403.0	0.0	313.9	0.0	0.0	0.0	0.0	2.0	87.1
<b>PRIMARY METAL INDUSTRIES</b>									
TOTAL NUMBER OF CASES	12	4	2	0	1	0	0	2	3
NUMBER CASES -- VALUE KNOWN	9	4	1	0	0	0	0	2	2
VALUE (\$ MILLION)	896.0	395.0	14.5	0.0	0.0	0.0	0.0	40.5	446.0
<b>FABRICATED METAL PRODUCTS</b>									
TOTAL NUMBER OF CASES	11	2	0	1	2	0	0	5	1
NUMBER CASES -- VALUE KNOWN	7	2	0	0	1	0	0	3	1
VALUE (\$ MILLION)	118.2	14.5	0.0	0.0	10.0	0.0	0.0	89.2	4.5
<b>MACHINERY, EXCEPT ELECTRICAL</b>									
TOTAL NUMBER OF CASES	46	2	6	13	4	1	5	4	11
NUMBER CASES -- VALUE KNOWN	17	2	0	3	1	1	2	3	5
VALUE (\$ MILLION)	122.0	6.8	0.0	35.1	26.0	10.0	5.4	7.2	31.5
<b>ELECTRIC AND ELECTRONIC EQUIPMENT</b>									
TOTAL NUMBER OF CASES	39	2	2	2	13	6	2	7	5
NUMBER CASES -- VALUE KNOWN	22	1	2	1	9	2	0	4	3
VALUE (\$ MILLION)	429.0	2.5	25.0	1.0	37.1	130.5	0.0	64.3	168.6
<b>TRANSPORTATION EQUIPMENT</b>									
TOTAL NUMBER OF CASES	13	1	1	4	4	0	0	1	2
NUMBER CASES -- VALUE KNOWN	11	0	1	4	3	0	0	1	2
VALUE (\$ MILLION)	1180.0	0.0	1.8	591.2	503.2	0.0	0.0	7.8	76.0

32

REPORT PERIOD : 01/81 - 12/81

TABLE IV

DIRECT INVESTMENT DISTRIBUTION BY INDUSTRY GROUP OF U. S. AFFILIATE AND COUNTRY OF FOREIGN PARENT  
COMPLETED TRANSACTION -- 1981

	TOTAL	CANADA	FRANCE	GERMANY	JAPAN	NETHER- LANDS	SWITZER- LAND	UNITED KINGDOM	ALL OTHER
<b>INSTRUMENTS AND RELATED PRODUCTS</b>									
TOTAL NUMBER OF CASES	14	2	1	2	2	2	1	1	3
NUMBER CASES -- VALUE KNOWN	3	1	0	0	2	0	0	0	0
VALUE (\$ MILLION)	11.5	1.0	0.0	0.0	10.5	0.0	0.0	0.0	0.0
<b>MISCELLANEOUS MANUFACTURING INDUSTRIES</b>									
TOTAL NUMBER OF CASES	8	0	1	0	1	0	0	3	3
NUMBER CASES -- VALUE KNOWN	4	0	1	0	0	0	0	2	1
VALUE (\$ MILLION)	10.4	0.0	2.9	0.0	0.0	0.0	0.0	6.0	1.5
TOTAL NUMBER OF CASES	278	32	29	39	47	10	13	46	62
NUMBER CASES -- VALUE KNOWN	129	16	13	15	23	3	3	27	29
VALUE (\$ MILLIONS)	7103.7	3572.7	414.2	722.9	668.6	140.5	99.4	569.2	916.2
<b>TRANSPORTATION, COMMUNICATIONS, UTIL.</b>									
33	<b>RAILROAD TRANSPORTATION</b>								
	TOTAL NUMBER OF CASES	1	0	0	0	0	0	1	0
	NUMBER CASES -- VALUE KNOWN	1	0	0	0	0	0	1	0
VALUE (\$ MILLION)	35.1	0.0	0.0	0.0	0.0	0.0	0.0	35.1	0.0
<b>TRUCKING AND WAREHOUSING</b>									
TOTAL NUMBER OF CASES	7	1	0	1	2	1	0	1	1
NUMBER CASES -- VALUE KNOWN	2	0	0	0	1	0	0	0	1
VALUE (\$ MILLION)	110.0	0.0	0.0	0.0	90.0	0.0	0.0	0.0	20.0
<b>WATER TRANSPORTATION</b>									
TOTAL NUMBER OF CASES	8	0	0	0	1	1	1	1	4
NUMBER CASES -- VALUE KNOWN	2	0	0	0	0	0	0	0	2
VALUE (\$ MILLION)	28.6	0.0	0.0	0.0	0.0	0.0	0.0	0.0	28.6
<b>TRANSPORTATION SERVICES</b>									
TOTAL NUMBER OF CASES	5	1	0	0	2	0	0	0	2
NUMBER CASES -- VALUE KNOWN	2	1	0	0	1	0	0	0	0
VALUE (\$ MILLION)	2.1	2.0	0.0	0.0	0.1	0.0	0.0	0.0	0.0
<b>COMMUNICATION</b>									
TOTAL NUMBER OF CASES	2	2	0	0	0	0	0	0	0
NUMBER CASES -- VALUE KNOWN	1	1	0	0	0	0	0	0	0
VALUE (\$ MILLION)	152.0	152.0	0.0	0.0	0.0	0.0	0.0	0.0	0.0

REPORT PERIOD : 01/81 - 12/81

TABLE IV

DIRECT INVESTMENT DISTRIBUTION BY INDUSTRY GROUP OF U.S. AFFILIATE AND COUNTRY OF FOREIGN PARENT  
COMPLETED TRANSACTION -- 1981

	TOTAL	CANADA	FRANCE	GERMANY	JAPAN	NETHER- LANDS	SWITZER- LAND	UNITED KINGDOM	ALL OTHER
<b>ELECTRIC, GAS, AND SANITARY SERVICES</b>									
TOTAL NUMBER OF CASES	1	0	0	0	0	1	0	0	0
NUMBER CASES -- VALUE KNOWN	0	0	0	0	0	0	0	0	0
VALUE (\$ MILLION)	0.0	0.0	0.0	0.0	0.0	0.0	0.0	0.0	0.0
<b>TOTAL NUMBER OF CASES</b>									
NUMBER CASES -- VALUE KNOWN	24	4	0	1	5	3	1	3	7
VALUE (\$ MILLIONS)	327.8	154.0	0.0	0.0	90.1	0.0	0.0	35.1	48.6
<b>WHOLESALE TRADE</b>									
<b>WHOLESALE TRADE - DURABLE GOODS</b>									
TOTAL NUMBER OF CASES	93	11	6	11	32	2	2	10	19
NUMBER CASES -- VALUE KNOWN	25	2	0	6	10	1	0	5	1
VALUE (\$ MILLION)	245.0	2.8	0.0	30.7	126.0	35.0	0.0	35.8	14.7
<b>WHOLESALE TRADE - NONDURABLE GOODS</b>									
TOTAL NUMBER OF CASES	18	0	0	2	7	2	0	3	4
NUMBER CASES -- VALUE KNOWN	3	0	0	0	1	0	0	1	1
VALUE (\$ MILLION)	27.8	0.0	0.0	0.0	5.0	0.0	0.0	7.8	15.0
TOTAL NUMBER OF CASES	111	11	6	13	39	4	2	13	23
NUMBER CASES -- VALUE KNOWN	28	2	0	6	11	1	0	6	2
VALUE (\$ MILLIONS)	272.8	2.8	0.0	30.7	131.0	35.0	0.0	43.6	29.7
<b>RETAIL TRADE</b>									
<b>BUILDING MATERIALS &amp; GARDEN SUPPLIES</b>									
TOTAL NUMBER OF CASES	1	0	0	0	0	0	0	1	0
NUMBER CASES -- VALUE KNOWN	1	0	0	0	0	0	0	1	0
VALUE (\$ MILLION)	8.4	0.0	0.0	0.0	0.0	0.0	0.0	8.4	0.0
<b>GENERAL MERCHANDISE STORES</b>									
TOTAL NUMBER OF CASES	6	0	0	1	0	2	0	0	3
NUMBER CASES -- VALUE KNOWN	6	0	0	1	0	2	0	0	3
VALUE (\$ MILLION)	77.2	0.0	0.0	20.0	0.0	44.0	0.0	0.0	13.2
<b>FOOD STORES</b>									
TOTAL NUMBER OF CASES	8	3	0	2	0	2	0	1	0
NUMBER CASES -- VALUE KNOWN	5	2	0	1	0	2	0	0	0
VALUE (\$ MILLION)	223.7	128.7	0.0	50.0	0.0	45.0	0.0	0.0	0.0

34

REPORT PERIOD : 01/81 - 12/81

TABLE IV

DIRECT INVESTMENT DISTRIBUTION BY INDUSTRY GROUP OF U.S. AFFILIATE AND COUNTRY OF FOREIGN PARENT  
COMPLETED TRANSACTION -- 1981

	TOTAL	CANADA	FRANCE	GERMANY	JAPAN	NETHER- LANDS	SWITZER- LAND	UNITED KINGDOM	ALL OTHER
<b>AUTOMOTIVE DEALERS &amp; SERVICE STATIONS</b>									
TOTAL NUMBER OF CASES	2	0	0	0	1	0	0	0	1
NUMBER CASES -- VALUE KNOWN	2	0	0	0	1	0	0	0	1
VALUE (\$ MILLION)	70.3	0.0	0.0	0.0	2.7	0.0	0.0	0.0	67.6
<b>APPAREL AND ACCESSORY STORES</b>									
TOTAL NUMBER OF CASES	6	0	0	0	0	0	2	4	0
NUMBER CASES -- VALUE KNOWN	1	0	0	0	0	0	0	1	0
VALUE (\$ MILLION)	105.0	0.0	0.0	0.0	0.0	0.0	0.0	105.0	0.0
<b>FURNITURE AND HOME FURNISHINGS STORES</b>									
TOTAL NUMBER OF CASES	3	1	0	0	1	0	0	1	0
NUMBER CASES -- VALUE KNOWN	1	1	0	0	0	0	0	0	0
VALUE (\$ MILLION)	1.4	1.4	0.0	0.0	0.0	0.0	0.0	0.0	0.0
<b>EATING AND DRINKING PLACES</b>									
TOTAL NUMBER OF CASES	8	0	0	0	1	0	2	3	2
NUMBER CASES -- VALUE KNOWN	5	0	0	0	0	0	1	2	2
VALUE (\$ MILLION)	50.4	0.0	0.0	0.0	0.0	0.0	6.0	38.2	6.2
<b>MISCELLANEOUS RETAIL</b>									
TOTAL NUMBER OF CASES	10	1	0	1	2	0	2	1	3
NUMBER CASES -- VALUE KNOWN	6	1	0	1	1	0	1	1	1
VALUE (\$ MILLION)	122.9	53.8	0.0	52.0	0.8	0.0	1.0	10.0	5.3
TOTAL NUMBER OF CASES	44	5	0	4	5	4	6	11	9
NUMBER CASES -- VALUE KNOWN	27	4	0	3	2	4	2	5	7
VALUE (\$ MILLIONS)	659.3	183.9	0.0	122.0	3.5	89.0	7.0	161.6	92.3
<b>FINANCE, INSURANCE, AND REAL ESTATE</b>									
<b>BANKING</b>									
TOTAL NUMBER OF CASES	71	8	3	3	2	3	1	7	44
NUMBER CASES -- VALUE KNOWN	4	0	0	0	0	0	0	1	3
VALUE (\$ MILLION)	843.7	0.0	0.0	0.0	0.0	0.0	0.0	820.0	23.7
<b>CREDIT AGENCIES OTHER THAN BANKS</b>									
TOTAL NUMBER OF CASES	2	0	0	0	0	0	0	2	0
NUMBER CASES -- VALUE KNOWN	0	0	0	0	0	0	0	0	0
VALUE (\$ MILLION)	0.0	0.0	0.0	0.0	0.0	0.0	0.0	0.0	0.0

35

REPORT PERIOD : 01/81 - 12/81

TABLE IV

DIRECT INVESTMENT DISTRIBUTION BY INDUSTRY GROUP OF U.S. AFFILIATE AND COUNTRY OF FOREIGN PARENT  
COMPLETED TRANSACTION -- 1981

	TOTAL	CANADA	FRANCE	GERMANY	JAPAN	NETHER- LANDS	SWITZER- LAND	UNITED KINGDOM	ALL OTHER
<b>SECURITY, COMMODITY BROKERS &amp; SERVICES</b>									
TOTAL NUMBER OF CASES	5	0	0	0	0	0	0	3	2
NUMBER CASES -- VALUE KNOWN	0	0	0	0	0	0	0	0	0
VALUE (\$ MILLION)	0.0	0.0	0.0	0.0	0.0	0.0	0.0	0.0	0.0
<b>INSURANCE CARRIERS</b>									
TOTAL NUMBER OF CASES	5	0	0	0	0	2	0	1	2
NUMBER CASES -- VALUE KNOWN	3	0	0	0	0	1	0	1	1
VALUE (\$ MILLION)	284.5	0.0	0.0	0.0	0.0	144.3	0.0	140.0	0.2
<b>HOLDING AND OTHER INVESTMENT OFFICES</b>									
TOTAL NUMBER OF CASES	22	4	1	0	1	1	0	5	10
NUMBER CASES -- VALUE KNOWN	4	0	0	0	1	1	0	1	1
VALUE (\$ MILLION)	73.2	0.0	0.0	0.0	3.0	64.0	0.0	3.2	3.0
TOTAL NUMBER OF CASES	105	12	4	3	3	6	1	18	58
NUMBER CASES -- VALUE KNOWN	11	0	0	0	1	2	0	3	5
VALUE (\$ MILLIONS)	1201.4	0.0	0.0	0.0	3.0	208.3	0.0	963.2	26.9
<b>SERVICES</b>									
<b>HOTELS AND OTHER LODGING PLACES</b>									
TOTAL NUMBER OF CASES	55	14	5	2	2	1	0	6	24
NUMBER CASES -- VALUE KNOWN	17	6	1	1	0	0	0	2	7
VALUE (\$ MILLION)	659.3	94.1	6.8	2.8	0.0	0.0	0.0	531.0	24.6
<b>BUSINESS SERVICES</b>									
TOTAL NUMBER OF CASES	27	0	3	2	5	1	2	10	4
NUMBER CASES -- VALUE KNOWN	9	0	1	2	1	0	1	3	1
VALUE (\$ MILLION)	298.5	0.0	189.0	3.5	1.1	0.0	16.6	88.0	0.3
<b>AUTO REPAIR, SERVICES, AND GARAGES</b>									
TOTAL NUMBER OF CASES	3	1	1	0	1	0	0	0	0
NUMBER CASES -- VALUE KNOWN	1	0	1	0	0	0	0	0	0
VALUE (\$ MILLION)	1.0	0.0	1.0	0.0	0.0	0.0	0.0	0.0	0.0
<b>MISCELLANEOUS REPAIR SERVICES</b>									
TOTAL NUMBER OF CASES	1	0	0	0	1	0	0	0	0
NUMBER CASES -- VALUE KNOWN	0	0	0	0	0	0	0	0	0
VALUE (\$ MILLION)	0.0	0.0	0.0	0.0	0.0	0.0	0.0	0.0	0.0

36

REPORT PERIOD : 01/81 - 12/81

TABLE IV

DIRECT INVESTMENT DISTRIBUTION BY INDUSTRY GROUP OF U.S. AFFILIATE AND COUNTRY OF FOREIGN PARENT  
COMPLETED TRANSACTION -- 1981

	TOTAL	CANADA	FRANCE	GERMANY	JAPAN	NETHER- LANDS	SWITZER- LAND	UNITED KINGDOM	ALL OTHER
<b>MOTION PICTURES</b>									
TOTAL NUMBER OF CASES	2	0	0	0	0	0	0	0	2
NUMBER CASES -- VALUE KNOWN	1	0	0	0	0	0	0	0	1
VALUE (\$ MILLION)	5.8	0.0	0.0	0.0	0.0	0.0	0.0	0.0	5.8
<b>AMUSEMENT &amp; RECREATION SERVICES</b>									
TOTAL NUMBER OF CASES	4	2	0	0	0	0	0	1	1
NUMBER CASES -- VALUE KNOWN	3	1	0	0	0	0	0	1	1
VALUE (\$ MILLION)	58.6	40.0	0.0	0.0	0.0	0.0	0.0	18.1	0.5
<b>HEALTH SERVICES</b>									
TOTAL NUMBER OF CASES	1	0	0	1	0	0	0	0	0
NUMBER CASES -- VALUE KNOWN	0	0	0	0	0	0	0	0	0
VALUE (\$ MILLION)	0.0	0.0	0.0	0.0	0.0	0.0	0.0	0.0	0.0
<b>MEMBERSHIP ORGANIZATIONS</b>									
TOTAL NUMBER OF CASES	1	0	0	0	0	0	0	0	1
NUMBER CASES -- VALUE KNOWN	0	0	0	0	0	0	0	0	0
VALUE (\$ MILLION)	0.0	0.0	0.0	0.0	0.0	0.0	0.0	0.0	0.0
<b>MISCELLANEOUS SERVICES</b>									
TOTAL NUMBER OF CASES	11	0	2	1	0	0	0	5	3
NUMBER CASES -- VALUE KNOWN	3	0	0	1	0	0	0	2	0
VALUE (\$ MILLION)	50.5	0.0	0.0	26.0	0.0	0.0	0.0	24.5	0.0
TOTAL NUMBER OF CASES	105	17	12	6	9	2	2	22	35
NUMBER CASES -- VALUE KNOWN	34	7	3	4	1	0	1	8	10
VALUE (\$ MILLIONS)	1073.7	134.1	196.3	32.3	1.1	0.0	16.6	661.6	31.2
<b>REAL PROPERTY</b>									
TOTAL NUMBER OF CASES	464	188	7	21	13	24	11	54	146
NUMBER CASES -- VALUE KNOWN	283	92	3	13	4	17	8	28	118
VALUE (\$ MILLIONS)	7446.3	5300.8	152.4	89.6	163.3	213.2	127.8	608.1	791.1
<b>GRAND TOTAL</b>									
TOTAL NUMBER OF CASES	1,203	292	64	91	129	58	36	182	351
NUMBER CASES -- VALUE KNOWN	571	139	23	44	46	31	14	91	183
VALUE (\$ MILLIONS)	27247.0	10145.3	3306.3	1112.1	1261.7	801.7	250.8	4357.3	6011.8

37

REPORT PERIOD : 01/81 - 12/81

TABLE V

MODE OF INVESTMENT BY SOURCE COUNTRY  
COMPLETED TRANSACTIONS 1981

	TOTAL ALL MODES	ACQUISITIONS & MERGERS	EQUITY INCREASES	JOINT VENTURES	NEW PLANTS	PLANT EXPANSION	REAL ESTATE	OTHER MODES
<b>TOTAL ALL COUNTRIES</b>								
TOTAL NUMBER OF CASES	1,203	291	33	47	94	35	510	187
NUMBER OF CASES--VALUE KNOWN	571	159	25	12	34	22	294	25
VALUE (\$ MILLIONS)	27,247.0	16,089.8	670.6	732.2	1,191.7	675.1	7,800.9	86.7
<b>CANADA</b>								
TOTAL NUMBER OF CASES	292	53	9	5	2	7	198	18
NUMBER OF CASES--VALUE KNOWN	139	29	3	4	1	4	95	2
VALUE (\$ MILLIONS)	10,145.3	4,198.3	238.3	67.1	2.5	522.5	5,102.9	6.4
<b>FRANCE</b>								
TOTAL NUMBER OF CASES	64	20	4	6	5	4	13	12
NUMBER OF CASES--VALUE KNOWN	23	8	2	2	2	4	4	1
VALUE (\$ MILLIONS)	3,306.3	3,077.8	3.0	9.9	23.0	23.4	159.2	10.0
<b>GERMANY, FEDERAL REP</b>								
TOTAL NUMBER OF CASES	91	26	3	4	19	3	22	14
NUMBER OF CASES--VALUE KNOWN	44	14	1	0	10	2	14	3
VALUE (\$ MILLIONS)	1,112.1	563.0	20.0	0.0	419.3	10.1	92.4	7.3
<b>JAPAN</b>								
TOTAL NUMBER OF CASES	129	26	2	10	29	5	15	42
NUMBER OF CASES--VALUE KNOWN	46	12	2	3	9	2	4	14
VALUE (\$ MILLIONS)	1,261.7	126.3	17.5	273.5	624.8	7.7	163.3	48.6
<b>NETHERLANDS</b>								
TOTAL NUMBER OF CASES	58	14	2	1	5	2	25	9
NUMBER OF CASES--VALUE KNOWN	31	10	2	0	1	1	17	0
VALUE (\$ MILLIONS)	801.7	445.5	54.0	0.0	24.0	35.0	213.2	0.0
<b>SWITZERLAND</b>								
TOTAL NUMBER OF CASES	36	8	3	0	6	3	11	5
NUMBER OF CASES--VALUE KNOWN	14	2	2	0	1	1	8	0
VALUE (\$ MILLIONS)	250.8	95.0	22.6	0.0	4.4	1.0	127.8	0.0

38

REPORT PERIOD : 01/81 - 12/81

TABLE V  
MODE OF INVESTMENT BY SOURCE COUNTRY  
COMPLETED TRANSACTIONS 1981

	TOTAL ALL MODES	ACQUISITIONS & MERGERS	EQUITY INCREASES	JOINT VENTURES	NEW PLANTS	PLANT EXPANSION	REAL ESTATE	OTHER MODES
<b>UNITED KINGDOM</b>								
TOTAL NUMBER OF CASES	182	71	6	7	10	4	60	24
NUMBER OF CASES--VALUE KNOWN	91	44	5	1	6	3	30	2
VALUE (\$ MILLIONS)	4,357.3	2,887.5	207.2	3.1	79.2	37.8	1,139.1	3.4
<b>OTHER SOURCE COUNTRIES</b>								
TOTAL NUMBER OF CASES	351	73	11	14	18	7	166	63
NUMBER OF CASES--VALUE KNOWN	183	40	9	2	4	5	122	2
VALUE (\$ MILLIONS)	6,011.8	4,696.4	78.0	378.6	14.5	37.6	803.0	3.7



REPORT PERIOD : 01/81 - 12/81

TABLE VI - STATE LOCATION OF FOREIGN VENTURES

	NUMBER OF CASES	NUMBER CASES/ VALUE KNOWN	VALUE (\$ MILLION)
TOTAL	1,203	571	27,247.0
STATES			
(UNKNOWN)	5	2	8.7
ALABAMA	6	4	290.5
ALASKA	2	1	3.0
ARIZONA	10	5	258.0
ARKANSAS	4	2	148.8
CALIFORNIA	146	49	4,197.1
COLORADO	43	27	830.2
CONNECTICUT	25	7	3,458.9
DELAWARE	5	2	2,580.1
DIST.-COLUMBIA	15	6	338.9
FLORIDA	271	156	1,286.1
GEORGIA	22	10	242.2
GUAM	0	0	0.0
HAWAII	4	1	0.1
IDAHO	0	0	0.0
ILLINOIS	44	16	437.5
INDIANA	2	1	1.0
IOWA	3	3	123.5
KANSAS	2	1	4.2
KENTUCKY	8	8	528.6

40

TABLE VI - STATE LOCATION OF FOREIGN INVESTMENTS - 1981

STATES	NUMBER OF CASES	NUMBER CASES/ VALUE KNOWN	VALUE (\$ MILLION)
LOUISIANA	9	7	253.0
MAINE	4	3	4.4
MARYLAND	14	6	184.9
MASSACHUSETTS	25	11	115.3
MICHIGAN	13	9	610.9
MINNESOTA	9	6	339.5
MISSISSIPPI	1	0	0.0
MISSOURI	10	5	269.0
MONTANA	2	2	17.8
NEBRASKA	0	0	0.0
NEVADA	2	1	14.5
NEW HAMPSHIRE	1	0	0.0
NEW JERSEY	37	19	266.3
NEW MEXICO	3	2	206.3
NEW YORK	166	62	2,901.9
NORTH CAROLINA	10	4	91.3
NORTH DAKOTA	1	0	0.0
OHIO	30	16	578.8
OKLAHOMA	7	4	68.3

REPORT PERIOD : 01/81 - 12/81

TABLE VI - STATE LOCATION OF FOREIGN INVESTMENTS - 1981

STATES	NUMBER OF CASES	NUMBER CASES/ VALUE KNOWN	VALUE (\$ MILLION)
OREGON	7	2	405.0
PENNSYLVANIA	33	16	504.5
PUERTO RICO	0	0	0.0
RHODE ISLAND	4	1	140.0
SOUTH CAROLINA	4	3	40.0
SOUTH DAKOTA	0	0	0.0
TENNESSEE	10	4	507.1
TEXAS	122	58	3,218.3
UTAH	0	0	0.0
VERMONT	1	0	0.0
VIRGIN ISLANDS	0	0	0.0
VIRGINIA	22	9	123.7
WASHINGTON	22	12	344.6
WEST VIRGINIA	6	5	644.6
WISCONSIN	8	2	29.6
WYOMING	3	1	630.0

42

1981 FOREIGN INVESTMENTS

NATION	US FIRM NAME	TS SIC	FOREIGN INVESTOR	TY VALUE	STATUS
ALGERIA	GLENMERE ESTATE	NY ****	BAHIA MEHMET BINCHAMBI	RE .5	COMPLETE
ARGENTINA	INSURANCE EXCHANGE OF THE AMERICAS	FL 63	BANCO DE LA NACION ARGENTINA	OT .2	COMPLETE
ARGENTINA	LEAMINGTON HOTEL	FL 7011	UNIDENTIFIED INVESTORS	RE 2.0	COMPLETE
ARGENTINA	LINCOLN CENTER HOTEL	FL 7011	RENE STEINBERG	RE 0.	COMPLETE
ARGENTINA	RE DEVELOPMENT PROJECT	NY ****	MACRI GROUP	RE 0.	COMPLETE
AUSTRALIA	ADV INDUSTRIES INC	NC 1211	H.C. SLEIGH LTD	AM 0.	COMPLETE
AUSTRALIA	ASARCO INC	NY 3331	MIM HOLDINGS LTD	AM 186.0	COMPLETE
AUSTRALIA	AUSTRALIA & NEW ZEALAND BANKING GRPUP	IL 60	AUSTRALIA & NEW ZEALAND BANKING GROUP	OT 0.	COMPLETE
AUSTRALIA	BLJE ARMY	TX 8611	ALLAN MANSFIELD	OT 0.	COMPLETE
AUSTRALIA	COMMERCIAL BANK OF AUSTRALIA, LTD.	NY 60	COMMERCIAL BANK OF AUSTRALIA, LTD.	OT 0.	COMPLETE
AUSTRALIA	COMMERCIAL BANKING CO. OF SYDNEY	NY 60	COMMERCIAL BANKING CO. OF SYDNEY	OT 0.	COMPLETE
AUSTRALIA	COMMONWEALTH TRADING BANK AGENCY	CA 60	COMMONWEALTH TRADING BANK/AUSTRALIA	OT 0.	COMPLETE
AUSTRALIA	DELHI INTERNATIONAL OIL CORP	TX 1382	CSR LTD	AM 591.2	COMPLETE
AUSTRALIA	FGI INVESTORS	PA 6733	LEND LEASE CORPORATION	AM 0.	COMPLETE
AUSTRALIA	FIRST ARTISTS PRODUCTION CO. LTD	CA 7813	CHOLA PTY LTD	AM 5.8	COMPLETE
AUSTRALIA	MAJOR EXPLORATION INC	TN 1382	GERMETALS OIL EXPLORATION PTY LTD	AM 0.	COMPLETE
AUSTRALIA	MERRY COMPANIES INC.	GA 3251	BORAL LTD.	AM 27.0	COMPLETE
AUSTRALIA	STONELIGHT TITLE	CA 3251	ACMIL LTD	AM 0.	COMPLETE
AUSTRALIA	THE SEATTLE POST-INTELLIGENCER	WA 2711	RUPERT MURDOCH + MURDOCH FAMILY TRUST	AM 0.	PENDING
AUSTRIA	THE HIGHLANDS	AZ ****	SEG M3H	RE 2.8	COMPLETE
BAHRAIN	PARK AVENUE PLAZA	NY ****	GULF INVESTMENT CO.	RE 32.0	COMPLETE
BAHRAIN	REPUBLIC INT'L. BANK OF N.Y. (CA)	CA 60	SAFRA, EDMOND J.	OT 0.	COMPLETE
BARBADOS	SHOPPING CENTER	FL ****	EURO AMERICAN INVESTMENTS LTD	RE 1.5	COMPLETE
BERMUDA	DORAL INDUSTRIES INC	NJ 3951	LINROY CO. LTD.	AM 1.5	COMPLETE
BELGIUM	AMERICAN NATURAL RESOURCES-PETROFINA JV	KY 1211	PETROFINA SA	JV 120.0	PENDING
BELGIUM	BEKAERT STEEL WIRE CORP	AR 3496	NV BEKAERT SA	PE 4.5	COMPLETE
BELGIUM	CRADDOCK-TERRY SHOE CORP.	VA 3143	VAN AUDENHOVEN FAMILY	EI 2.6	COMPLETE
BELGIUM	GRAHAM, W.J. CO.	CA 3079	NOEL, MARQUET & CIE S.A.	AM 0.	COMPLETE
BELGIUM	KREDIETBANK OF BELGIUM	MO 60	KREDIETBANK OF BELGIUM	OT 0.	COMPLETE
BELGIUM	LAND	TX ****	SFRING CREEK INVESTMENTS	RE 0.	COMPLETE
BELGIUM	MACMILLAN RING-FREE OIL CO INC	NY 2911	HUBERT HENDRICKX	PE 2.6	COMPLETE
BELGIUM	MACMILLAN RING-FREE OIL CO INC	NY 2911	HUBERT HENDRICKX	EI 1.8	COMPLETE
BELGIUM	STALEY, A.E. MFG CO.	PA 2079	BARON LAMBERT	PE 0.	COMPLETE
BELGIUM	STALEY, A.E. MFG. CO.	TN 2146	BARON LAMBERT	PE 0.	COMPLETE
BELGIUM	UCB CHEMICALS CORP	AL 2873	UNION CHIMIQUE BELGE SA	JV 0.	COMPLETE
BELGIUM	VELDA U.S.	PA 2511	VELDA NV	NP 5.0	COMPLETE
BAHAMAS, THE	CHEMDEX INC	FL 2834	FOLYDEX CHEMICALS LTD	AM 0.	COMPLETE
BAHAMAS, THE	THE WHITE HOUSE HOTEL	FL 7011	INDECO HOLDI , LTD	RE 5.0	COMPLETE
BRAZIL	BANCO DE CREDITO NACTIONAL	NY 60	BANCO DE CREDITO	OT 0.	COMPLETE
BRAZIL	BANCO DO ESTADO DO RIO JANEIRO	NY 60	BANCO DO ESTADO DO RIO DE JANEIRO	OT 3.	COMPLETE
BRAZIL	BANCO REAL INT'L INC.	TX 60	BANCO REAL SA	OT 0.	COMPLETE
BRAZIL	BANCO REAL INT'L.	IL 60	BANCO REAL SA	OT 0.	COMPLETE
BRAZIL	BANCO SAFRA SA	NY 60	BANCO SAFRA	OT 0.	COMPLETE
BRAZIL	BANKERS TRUST CO'S BRANCH	NY 602	SAFRA, EDMOND J.	AM 3.	PENDING
CANADA	1000 SECOND AVENUE BLDG	WA ****	CADILLAC-FAIRVIEW, LTD	RE 37.0	COMPLETE
CANADA	10175 CCLLINS AVENUE	FL ****	LUGER, S. AND GREENBERG S.	RE 0.	COMPLETE
CANADA	1300 NEW YORK AVENUE	DC ****	DACN CORPORATION	RE 160.0	COMPLETE

CANADA	15000 PRESTON	TX ****	CADILLAC-FAIRVIEW, LTD	RE	0.	COMPLETE
CANADA	1818 MARKET STREET	PA ****	DAON CORP. LTD	RE	50.5	COMPLETE
CANADA	2025 BRICKELL AVE	FL ****	LUGER, S. AND GREENBERG, S.	RE	0.	COMPLETE
CANADA	489 FIFTH AVE.	NY ****	BRAMALEA, LTD	RE	0.	PENDING
CANADA	55 PARK AVENUE	GA ****	MARATHON REALTY, LTD	RE	0.	COMPLETE
CANADA	55 MAIDEN LANE	NY ****	REICHMAN FAMILY	RE	175.0	COMPLETE
CANADA	7557 RAMBLER RD.	TX ****	GREAT WEST LIFE ASSURANCE	RE	28.0	COMPLETE
CANADA	6633 COLLINS AVENUE	FL ****	N. REIBER ET AL.	RE	0.	COMPLETE
CANADA	A M INTL INC.	IL 3579	HCI HOLDINGS LTD.	AM	3.3	COMPLETE
CANADA	ABITIBI-PRICE INC-THOMSON NEWSPAPERS JV	GA 2621	REICHMANN FAMILY	PE	290.0	PENDING
CANADA	AIRPORT IMPERIAL TOWERS	CA ****	MARATHON REALTY LTD	RE	0.	COMPLETE
CANADA	AIRPORT PERIMETER PARK	GA ****	MARATHON REALTY, LTD	RE	0.	COMPLETE
CANADA	ALBERTA FORGE PRODUCTS LTD	TX 5051	ALBERTA FORGE PRODLCTS LTD	OT	0.	COMPLETE
CANADA	ALHAMBRA CIRCLE	FL ****	GLOBE REALTY, LTD	RE	0.	COMPLETE
CANADA	ALLEGRO PETROLEUM INC	TX 1311	NORTHSTAR RESOURCES LTD	AM	7.0	COMPLETE
CANADA	ALMEDA COMMERCE PLAZA	TX ****	FACTORY CARPET OUTLET	RE	1.4	COMPLETE
CANADA	AMERICAN CAN CO'S COMMUNICATIONS GROUP	CT 2721	MACLEAN HUNTER HOLDINGS LTD	AM	0.	COMPLETE
CANADA	AMERICAN CONVENIENCE PRODUCTS INC	WI 2654	BRONFMAN FAMILY (EDWARD & PETER)	AM	0.	COMPLETE
CANADA	ANKER ELECTRIC LTD	NY 5063	ANKER ELECTRIC LTD	NP	0.	COMPLETE
CANADA	ADJA GLASS INC	TN 3261	DAVID L. CHANDLER	AM	0.	PENDING
CANADA	ARLINGTON TOWERS	VA ****	OLYMPIA & YORK LTD	RE	0.	COMPLETE
CANADA	BAKER, MICHAEL CORP.	PA 8911	PETER CUNOILL & ASSOCIATES LTD.	EI	.5	COMPLETE
CANADA	BARBER CIL NORTHERN INC	TX 1382	DOHE PETROLEUM LTD	AM	0.	COMPLETE
CANADA	BARCLAY TOWERS	CO ****	VILLACENTRES PROPERTIES, LTD	RE	17.0	COMPLETE
CANADA	BAY POINT COLONY	FL ****	KINGS POINT DEVELOPMENT GROUP	RE	0.	COMPLETE
CANADA	BEEN-MIT HYJRO TESTERS INC	OH 3317	JANNOCK LTD	AM	3.0	COMPLETE
CANADA	BERKSHIRE-BY-THE-SEA	FL ****	BERKSHIRE ASSOCIATES	RE	2.2	COMPLETE
CANADA	BETZ LABORATORIES INC.	CA 2899	BETZ LABORATORIES	NP	2.5	COMPLETE
CANADA	BIG SPRING MALL	TX ****	BRAMALEA LTD	RE	0.	COMPLETE
CANADA	BISHOP COAL CO	PA 1211	BRONFMAN FAMILY	AM	0.	PENDING
CANADA	BLACKKEY ELKHORN ET AL	KY 1211	JAMESTOWN RESOURCES INC.	AM	5.0	COMPLETE
CANADA	BLANCHARD PLAZA	WA ****	OLYMPIA & YORK, LTD	RE	0.	COMPLETE
CANADA	BRADY ENERGY CORP-DENNISON MINES JV	TN 1311	STEPHEN B. ROMAN	JV	0.	COMPLETE
CANADA	BROWARD PLAZA	FL ****	MPI CORP. N.V.	RE	13.7	COMPLETE
CANADA	CALACHE	FL ****	CASETTA LTD	RE	0.	PENDING
CANADA	CALEDON LANGING	FL ****	PAGEBROOK GROUP LTD	RE	0.	COMPLETE
CANADA	CALIFORINA CENTER	CA ****	CARMA DEVELOPERS LTD	RE	20.0	COMPLETE
CANADA	CANADIAN IMPERIAL BANK OF COMMERCE	CO 60	CANADIAN IMPERIAL BANK OF COMMERCE	OT	0.	COMPLETE
CANADA	CANADIAN IMPERIAL BANK/COMMERCE	PA 60	CANADIAN IMPERIAL BANK/COMMERCE	OT	0.	COMPLETE
CANADA	CANADIAN IMPERIAL BANK/COMMERCE	IL 60	CANADIAN IMPERIAL BANK/COMMERCE	OT	0.	COMPLETE
CANADA	CANADIAN IMPERIAL BANK/COMMERCE	NY 60	CANADIAN IMPERIAL BANK/COMMERCE	OT	0.	COMPLETE
CANADA	CANARY PALM CLUB	FL ****	MACDONALD HOMES	RE	0.	COMPLETE
CANADA	CANTON MARINE CO.	MD 4226	THE SEAGRAM CO LTD	AM	0.	COMPLETE
CANADA	CAROL CABLE CO	RI 3315	ZINOR HOLDINGS LTD	AM	140.0	COMPLETE
CANADA	CASTLE RIDGE	MN ****	OWEN, DAVIO	RE	18.0	COMPLETE
CANADA	CELANESE CORP'S ENGINEERING FABRICS	NY 2211	DOMINION TEXTILE INC.	AM	0.	PENDING
CANADA	CENTERSIDE PROJECT	CA ****	GREAT WEST LIFE, BOWLEN HOLDING	RE	28.0	COMPLETE
CANADA	CENTRAL BUSINESS PARK	CA ****	DAON DEVELOPMENT CORP	RE	1.8	COMPLETE
CANADA	CENTRAL PARK SQUARE	AZ ****	MARWEST GROUP LTD	RE	80.0	COMPLETE
CANADA	CHILES TRACT	VA ****	CADILLAC-FAIRVIEW LTD	RE	0.	PENDING
CANADA	CIT-CON OIL CORP	LA 2992	BRONFMAN FAMILY	AM	0.	PENDING
CANADA	CITATION DRILLING INC	TX 1311	UNITED CANSO OIL & GAS LTD	JV	1.8	COMPLETE
CANADA	CLACKAMAS TOWN CENTER	OR ****	TRIZEC CORP.	RE	125.0	COMPLETE
CANADA	CLARENDON	FL ****	YORK-HANOVER DEVELOPMENTS, LTD	RE	10.5	COMPLETE

CANADA	CLUB ROYALE	FL ****	MINTO CONSTRUCTION, LTD	RE	0.	COMPLETE
CANADA	COLONIAL POINT APARTMENTS	FL ****	ALPER, J. AND REITER, I	RE	10.2	COMPLETE
CANADA	COLORADO PRESS BLDG	CO ****	NELCO CORP.	RE	1.5	COMPLETE
CANADA	COLUMBIA CENTER	TX ****	ALSTEN HOLDINGS, LTD	RE	370.0	COMPLETE
CANADA	COMINCO'S ELECTRICAL MATERIALS DIV.	WA 3629	CANADIAN PACIFIC LTD	PE	2.5	COMPLETE
CANADA	COMMERCIAL INDUSTRIAL COMPLEX	CA ****	DAON CORP.	RE	7.5	COMPLETE
CANADA	CONDO DEVELOPMENT	FL ****	CAMPEAU CORP.	RE	125.0	COMPLETE
CANADA	CONDO DEVELOPMENT II	TX ****	CAMPEAU CORP.	RE	0.	COMPLETE
CANADA	CONDOMINIUM	FL ****	LUGER, S. AND GREENBERG, S.	RE	0.	COMPLETE
CANADA	CONDOMINIUM	FL ****	CAMPEAU CORP.	RE	20.0	COMPLETE
CANADA	CORAL PETROLEUM INC-GOLD LAKE RES. JV	TX 1311	GOLD LAKE RESOURCES LTD	JV	7.0	COMPLETE
CANADA	CORPORATE PARK	FL ****	REICHMAN FAMILY	RE	0.	COMPLETE
CANADA	CRAIS MOTOR SERVICE CO.	WV 5013	MINDY S LTD.	AM	0.	COMPLETE
CANADA	CRESCENT BEACH CLUB CONDOMINIUM	FL ****	C.K.T., INC	RE	3.0	COMPLETE
CANADA	DAVIS OIL PROPERTIES	WY 1311	HIRAM WALKER-CONSUMERS HOME LTD	AM	630.0	COMPLETE
CANADA	DENVER BRONCOS	CO 7941	EDGAR KAISER	AM	40.0	COMPLETE
CANADA	DENVER PRESS BLDG	CO ****	NELCO CORP.	RE	.8	COMPLETE
CANADA	DENVER REAL ESTATE INVESTMENT ASSOC.	CO 6733	BELZBERG FAMILY	EI	0.	COMPLETE
CANADA	DOMINION PLAZA	CO ****	CARMA DEVELOPERS LTD	RE	0.	COMPLETE
CANADA	DUPONT CO'S PLANT	DE 2824	JOSEPH E. SEAGRAMS & SONS LTD	PE	0.	COMPLETE
CANADA	DUPONT PLAZA	FL ****	REICHMAN FAMILY	RE	7.5	COMPLETE
CANADA	DUPONT PLAZA	FL ****	REICHMAN FAMILY	RE	360.0	COMPLETE
CANADA	E.I. DUPONT NEMOURS	DE 2821	BRONFMAN FAMILY	AM	2580.0	COMPLETE
CANADA	EBCAP SUPPLY CO'S ASSETS	GA 5074	WESTBURNE INAT'L INDUSTRIES LTD	AM	0.	COMPLETE
CANADA	EDEN ROC HOTEL	FL 7011	SOL LUGER, SAM GREENBERG	RE	0.	COMPLETE
CANADA	EL CORTEZ HOTEL	CA 7011	DAON CORP. LTD	RE	0.	COMPLETE
CANADA	ELDRIDGE BLDG.	MA ****	AMAPROP DEVELOPMENTS, INC	RE	.8	COMPLETE
CANADA	FACORY CARPET OUTLET	TX 5713	FACTORY CARPET OUTLET	OT	1.4	COMPLETE
CANADA	FALSTAFF BREWING CORP.	CA 2082	PETER CUNDILL & ASSOC. LTD.	AM	2.3	COMPLETE
CANADA	FANVO INDUSTRIAL PARK	OR ****	MARATHON REALTY, LTD	RE	0.	COMPLETE
CANADA	FLORIDA WIRE & CABLE CO	FL 3315	IVANIER FAMILY	AM	12.0	COMPLETE
CANADA	FLYING CLOUD APTS	FL ****	ANDRE BOUTHILLER	RE	.4	COMPLETE
CANADA	FORTRESS MAINGATE	WA ****	DAON DEVELOPMENT, INC	RE	100.0	PENDING
CANADA	FORUM 111 BLDG	FL ****	REICHMAN FAMILY	RE	18.0	COMPLETE
CANADA	FOUR SEASONS HOTEL	TX 7011	FOUR SEASONS, LTD, CADILLAC-FAIRVIEW	RE	0.	COMPLETE
CANADA	FRANKLIN STREET CENTER	FL ****	REICHMAN FAMILY	RE	0.	COMPLETE
CANADA	FRIGGSTAD DISTRIBUTION INC.	ND 5084	FRIGGSTAD MANUFACTURING LTD.	OT	0.	COMPLETE
CANADA	FRIGGSTAD MFG LTD.	TX 5084	FRIGGSTAD MANUFACTURING LTD.	OT	0.	COMPLETE
CANADA	FUTURE ELECTRONICS	FL 5065	FUTURE ELECTRONICS	OT	0.	COMPLETE
CANADA	G I EXPORT CORP	NY 5013	DAVID CANDLER	AM	2.4	COMPLETE
CANADA	G.S.C. ELECTRONICS CORP.	NY 3679	G.S.C. ELECTRONICS LTD	PE	0.	COMPLETE
CANADA	GARDENS OF SABAL PALM	FL ****	VANBOTS CONSTRUCTION LTD	RE	0.	COMPLETE
CANADA	GATEWAY CENTER	MO ****	UNIDENTIFIED	RE	0.	COMPLETE
CANADA	GENERAL MANUFACTURING INC	FL 3726	HUNTING ASSOCIATES LTD	AM	0.	COMPLETE
CANADA	GETCHELL GOLD MINE	NV 1041	BRONFMAN FAMILY	AM	.4	PENDING
CANADA	GOODRICH, B.F. CO'S DIVISION	TX 2822	CANADA DEVELOPMENT CORP	AM	0.	COMPLETE
CANADA	GREIT REALTY TRUST	PA 6733	GEORGE S. MANIY	AM	0.	COMPLETE
CANADA	HANNAFORD BROTHERS CO.	ME 5411	SOBEY FAMILY	EI	3.7	COMPLETE
CANADA	HARBOR PLAZA	MA ****	UNIDENTIFIED	RE	27.0	COMPLETE
CANADA	HARBOR TOWERS	MA ****	BELZBERG FAMILY	RE	52.0	COMPLETE
CANADA	HART SCHAFFNER & MAX BLDG	IL ****	CADILLAC-FAIRVIEW, LTD	RE	0.	COMPLETE
CANADA	HONEYQUIP CO.	NY 3551	HONEYQUIP CO.	NP	.3	PENDING
CANADA	HOTEL DEVELOPMENT	TX 7011	FRAMALEA, LTD	RE	0.	COMPLETE
CANADA	HOTEL PROJECT	WA 7011	CANLEA LTD; GREAT WEST LIFE, LTD.	RE	20.0	COMPLETE

CANADA	HOUSTON EXPORT CRATING CO	TX 4783	LIVINGSTON INDUSTRIES LTD	AM	2.0	COMPLETE
CANADA	HOWARD HOBNSON'S MOTOR LODGE	MI 7011	GREAT WEST LIFE ASSURANCE	RE	4.2	COMPLETE
CANADA	HUDSONS BAY CENTER	CO ****	WESTFORM DEVELOPMENT, LTD/ MARKBOROUGH	RE	30.0	COMPLETE
CANADA	IDS CENTER	MN ****	OXFORD DEVELOPMENT GROUP	RE	200.0	COMPLETE
CANADA	IMPERIAL SQUARE	TX ****	IMPERIAL GROUP, LTD	RE	6.0	COMPLETE
CANADA	INDUSTRIAL DEVELOPMENT	FL ****	OLYMPIA &, LTD	RE	0.	COMPLETE
CANADA	INN ON THE PARK	TX 7011	FOUR SEASONS HOTELS, LTD	RE	0.	COMPLETE
CANADA	INTERCONTINENTAL CENTER	CA ****	MARATHON REALTY, LTD	RE	0.	COMPLETE
CANADA	J E CARTER ENERGY INC	TX 1311	UNITED CANSO OIL & GAS LTD	AM	0.	PENDING
CANADA	JACKES EVANS MFG CO.	MO 3433	GSW LTD	AM	8.5	COMPLETE
CANADA	KEY COLONY CLUB	FL ****	UNIDENTIFIED	RE	0.	COMPLETE
CANADA	KISSINGER PETROLEUM CORP	CO 1311	RANGER OIL (CANADA) LTD.	AM	45.0	COMPLETE
CANADA	LA CITA	FL ****	EAGLEBROOK INVESTMENTS	RE	0.	COMPLETE
CANADA	LA TOUR	TX ****	CAMPEAU CORP	RE	0.	COMPLETE
CANADA	LAND	IL ****	REICHMAN FAMILY	RE	18.0	COMPLETE
CANADA	LAND	FL ****	REICHMAN FAMILY	RE	0.	COMPLETE
CANADA	LAND	FL ****	WORKMAN, E.	RE	.7	COMPLETE
CANADA	LAND	FL ****	UNIDENTIFIED INVESTOR	RE	2.5	COMPLETE
CANADA	LAND	FL ****	EDELSTEIN E.	RE	1.5	COMPLETE
CANADA	LAND	TX ****	CAMPEAU CORP.	RE	0.	COMPLETE
CANADA	LAND	WA ****	CAMPEAU CORP	RE	19.0	COMPLETE
CANADA	LAND	FL ****	REICHMAN FAMILY	RE	1.8	COMPLETE
CANADA	LAND	TX ****	CAMPEAU CORPORATION	RE	0.	COMPLETE
CANADA	LAND	FL ****	COSTAIN, LTD	RE	29.0	COMPLETE
CANADA	LAND	CO ****	BRAMALEA, LTD	RE	4.7	COMPLETE
CANADA	LAND	CA ****	DAON DEVELOPMENT CORP	RE	110.0	COMPLETE
CANADA	LAND	TX ****	CAMPEAU CORP.	RE	0.	COMPLETE
CANADA	LAND	CO ****	OLYMPIA & YORK, LTD	RE	70.0	COMPLETE
CANADA	LAND	CA ****	MARATHON REALTY, LTD	RE	6.5	COMPLETE
CANADA	LAND	CA ****	GREAT WEST LIFE ASSURANCE	RE	52.8	COMPLETE
CANADA	LAND	CO ****	JEECO DEVELOPMENT CO	RE	0.	COMPLETE
CANADA	LAND	FL ****	ROGER GAGNE	RE	2.2	COMPLETE
CANADA	LAND	TX ****	MONT ROYAL ESTATES, LTD	RE	0.	COMPLETE
CANADA	LAND	WA ****	ROYAL INTERNATIONAL EQUITIES, LTD	RE	37.5	COMPLETE
CANADA	LAND	FL ****	SAM PAPP0	RE	0.	COMPLETE
CANADA	LAND	NY ****	CADILLAC-FAIRVIEW, LTD	RE	54.0	COMPLETE
CANADA	LAND	WA ****	MARATHON REALTY, LTD	RE	32.8	COMPLETE
CANADA	LAND	CA ****	DAON CORPORATION	RE	0.	COMPLETE
CANADA	LAND	CA ****	HIGHFIELD CORP.	RE	8.0	COMPLETE
CANADA	LAND	CA ****	MARATHON REALTY LTD	RE	6.5	COMPLETE
CANADA	LAND	CA ****	GENSTAR LTD	RE	5.5	COMPLETE
CANADA	LAND	CO ****	VILLA CENTRES PROPERTIES, LTD	RE	4.6	COMPLETE
CANADA	LAND	NY ****	CADILLAC-FAIRVIEW LTD.	RE	105.0	COMPLETE
CANADA	LAND (156 ACRES)	FL ****	GENSTAR, LTD	RE	2.4	COMPLETE
CANADA	LAND (20.4 ACRES)	FL ****	OLYMPIA & YORK, LTD	RE	.9	COMPLETE
CANADA	LAND (60 ACRES)	FL ****	BERKIS INVESTMENTS NV	RE	1.1	COMPLETE
CANADA	LAND 77 ACRES	FL ****	SOUTHWICK GROUP	RE	1.5	COMPLETE
CANADA	LAND FALL	FL ****	WAGNER, LESLIE AND ASSOCIATES	RE	11.2	COMPLETE
CANADA	LEADER SPORTS PRODUCTS INC.	NY 3949	INTL. FORUMS INC.	NP	0.	PENDING
CANADA	LINCOLN MALL	FL ****	JACQUE CORBELL	RE	3.4	COMPLETE
CANADA	LINCOLN SQUARE	DC ****	CADILLAC-FAIRVIEW CORP, LTD	RE	50.0	PENDING
CANADA	LITTON PUBLISHING GROUP	CA 2731	THOMSON FAMILY	AM	61.0	COMPLETE
CANADA	M. M. HADES INC.	NH 2013	BRONFMAN FAMILY	AM	0.	COMPLETE
CANADA	MACMILLAN BLOEDEL INC	AL 2611	ERIT. COLUMBIA RESOURCES INVEST. CORP.	PE	274.0	COMPLETE

CANADA	MAIN CENTER	TX ****	BRAMALEA, LTD	RE	400.0	PENDING
CANADA	MARATHON FREMONT BUSINESS CENTER	CA ****	MARATHON REALTY LTD	RE	0.	COMPLETE
CANADA	MARATHON HAYWOOD INDRSTRIL PARK	CA ****	MARATHON REALTY LTD	RE	0.	COMPLETE
CANADA	MASSACHUSETTS FINANCIAL SERVICES CO	MA 61	SUN LIFE ASSURANCE CO. OF CANADA	AM	0.	PENDING
CANADA	MATHIES COAL CO.	PA 1111	BRONFMAN FAMILY	AM	0.	PENDING
CANADA	MAYO HOTEL	OK 7011	DAON DEVELOPMENT CORP	RE	4.6	COMPLETE
CANADA	MED PUBLISHING INC	NJ 2721	THOMSON FAMILY	AM	0.	COMPLETE
CANADA	MERCANTILE BANK OF CANADA	TX 60	MERCANTILE BANK OF CANADA	OT	0.	COMPLETE
CANADA	MERRICK BLDG	FL ****	GLOBE REALTY, LTD	RE	6.5	COMPLETE
CANADA	METROPOLITAN STADIUM	MN ****	DAVID OWEN	RE	10.0	COMPLETE
CANADA	MILWAUKEE ROAD CORP	IL 4011	CANADIAN NATIONAL RAILWAYS	AM	0.	PENDING
CANADA	MISSION HILLS COUNTRY CLUB	CA 7997	REICHMAN FAMILY	AM	0.	COMPLETE
CANADA	MISSION HILLS COUNTRY CLUB	FL ****	REICHMAN FAMILY	RE	0.	COMPLETE
CANADA	MIT INDUSTRIES	TX 3568	MIT CONCRETE LTD.	NP	.2	PENDING
CANADA	MITEL INC.	CO 3663	M.C.J. COWPLAND & T.H. MATTHEWS	NP	0.	PENDING
CANADA	MONACO HOTEL	FL 7011	J. GARDNER, E. SAGLIO	RE	3.3	COMPLETE
CANADA	MONAGHAN MEDICAL CORP	NY 3842	MONAGHAN MEDICAL EQUIPMENT CORP	PE	0.	COMPLETE
CANADA	MULTI USE DEVELOPMENT	MI ****	S.B. MCLAUGHLIN ASSOC. LTD		100.0	COMPLETE
CANADA	MULTI USE DEVELOPMENT	FL ****	CAOILLAC-FAIRVIEW, LTD	RE	30.0	COMPLETE
CANADA	MULTI USE PROJECT	TX ****	CAJILLAC-FAIRVIEW ,LTD/ROSTLAND CORP.	RE	300.0	COMPLETE
CANADA	MULTI USE PROJECT	FL ****	OLYMPIA & YORK LTD/TRIZEC CORP.	RE	100.0	COMPLETE
CANADA	MULTI USE PROJECT	IL ****	OLYMPIA & YORK LTD	RE	150.0	COMPLETE
CANADA	MULTI USE PROJECT	CA ****	OXFORD DEVELOPMENT LTD	RE	500.0	PENDING
CANADA	MULTI USE PROJECT	CA ****	OXFORD DEVELOPMENT, LTD	RE	0.	COMPLETE
CANADA	MULTI USE PROJECT	CA ****	OXFORD DEVELOPMENT	RE	0.	COMPLETE
CANADA	MULTI USE PROJECT	WA ****	REICHMAN FAMILY	RE	12.5	COMPLETE
CANADA	NATIONAL PARKING GARAGE	TN ****	UNIDENTIFIED	RE	.7	COMPLETE
CANADA	NORANDA ALUMINUM CO INC	MO 3334	ZINJR HOLDINGS LTD	PE	240.0	COMPLETE
CANADA	NORCAL EXECUTIVE CENTER	CO ****	NELCO CORDRATION	RE	10.0	COMPLETE
CANADA	NORTH SPOKANE MALL	WA ****	TECHRAM SECURITIES, INC/SPRINGER CORP	RE	100.0	COMPLETE
CANADA	NORTHERN GLASS DESIGNS LTD.	NY 5063	NORTHERN GLASS DESIGNS LTD.	OT	0.	COMPLETE
CANADA	NORTHERN TELECOM INC.	NC 3679	BELL CANADA	PE	5.4	PENDING
CANADA	NORTHWEST BUSINESS PARK	CO ****	OLYMPIA & YORK LTD*	RE	0.	COMPLETE
CANADA	NOVAMATRIX MEDICAL SYSTEMS INC.	CT 3842	HELIX INVESTMENTS LTD	AM	1.0	COMPLETE
CANADA	OFFICE BLDG	TX ****	CAMPEAU CORP.	RE	300.0	COMPLETE
CANADA	OFFICE BLDG	CA ****	DAON CORP.	RE	0.	COMPLETE
CANADA	OFFICE BLDG	FL ****	JACQUES CORBEIL	RE	5.0	COMPLETE
CANADA	OFFICE BLDG	WA ****	CARMA DEVELOPERS, LTD	RE	70.0	COMPLETE
CANADA	OFFICE BLDG	CA ****	CADILLAC-FAIRVIEW, LTD	RE	0.	COMPLETE
CANADA	OFFICE BLDG	TX ****	CAMPEAU CORP.	RE	0.	COMPLETE
CANADA	OFFICE BLDG.	CO ****	UNICORP FINANCIAL CORP.		32.0	COMPLETE
CANADA	OFFICE BLDG.	FL ****	OLYMPIA & YORK LTD	RE	0.	COMPLETE
CANADA	OFFICE BLDG.	CO ****	LARKEN DEVELOPMENT	RE	0.	COMPLETE
CANADA	OFFICE BUILDING	IL ****	CADILLAC-FAIRVIEW, LTD	RE	75.0	COMPLETE
CANADA	OFFICE BUILDING	WA ****	ROYAL INTERNATIONAL EQUITES, LTD	RE	0.	COMPLETE
CANADA	OFFICE BUILDING	CO ****	CANADIAN RAIL PENSION FUNDS	RE	0.	COMPLETE
CANADA	OFFICE BUILDING	AZ ****	LAKEVIEW PROPERTIES, LTD	RE	50.0	COMPLETE
CANADA	OFFICE BUILDING*	OC ****	DAON CORPORATIONS, LTD		160.0	COMPLETE
CANADA	OFFICE COMPLEX	TX ****	CAMPEAU CORP.	RE	0.	PENDING
CANADA	OFFICE DEVELOPMENT	CA ****	OXFORD DEVELOPMENT	RE	500.0	PENDING
CANADA	OFFICE PARK	CA ****	MARATHON REALTY, LTD	RE	0.	COMPLETE
CANADA	OFFICE PARK	CO ****	CANADIAN RAIL, AIR CANADA-PENSIONS	RE	0.	COMPLETE
CANADA	OFFICE PROJECT	CA ****	DAON CORP. LTD	RE	0.	COMPLETE
CANADA	OFFICE PROJECT	WA ****	CADILLAC-FAIRVIEW,LTD	RE	0.	COMPLETE



CANADA	OFFICE TOWER	TX ****	CAMPEAU CORP.	RE	0.	COMPLETE
CANADA	OIL & GAS LEASES	MI 1311	PAUL DESMARAIS	AM	0.	COMPLETE
CANADA	OIL ACREAGE (28,000 NET ACRES)	NM 1311	PAGE PETROLEUM LTD	AM	5.3	COMPLETE
CANADA	OIL LEASES	ND 1311	PAGE PETROLEUM LTD	AM	1.5	PENDING
CANADA	OIL LEASES (11)	LA 1311	RANGER OIL CANADA LTD	AM	15.0	COMPLETE
CANADA	OIL LEASES (21)	1311	MAURICE F. STRONG ET AL	AM	1.4	COMPLETE
CANADA	OIL PROPERTY (60,000 ACRES)	MI 1311	PAGE PETROLEUM LTD.	AM	12.0	PENDING
CANADA	OIL/GAS LEASE	NJ 1311	BROCFMAN FAMILY	AM	.1	COMPLETE
CANADA	OKLAHOMA LAND & EXPLORATION CO	OK 1311	SOONER ENERGY LTD.	AM	0.	PENDING
CANADA	OLD POLICE BLDG	NY 7011	TRANS-NATION, INC.	RE	15.0	COMPLETE
CANADA	OLYMPIA & YORK TOWER	TX ****	OLYMPIA & YORK, LTD	RE	75.0	COMPLETE
CANADA	OMNEX ENERGY SERVICES INC.	CO 1381	JOHN C. MCBEAN	OT	5.0	COMPLETE
CANADA	OMNI INTERNATIONAL	GA 7011	DAON DEVELOPMENT CORP.	RE	47.0	COMPLETE
CANADA	ONE DENVER PLACE	CO ****	HUNTERVIEW DEVELOPMENTS LTD	RE	60.0	COMPLETE
CANADA	ONE MAIN PLACE	OR ****	MARATHON REALTY LTD	RE	0.	COMPLETE
CANADA	ONTARIO BUS INDUSTRIES	NY 3711	DONALD SHEARDOWN	NP	.7	PENDING
CANADA	PACIFIC CENTER TOWER	CA ****	UNIDENTIFIED	RE	0.	COMPLETE
CANADA	PACIFIC ENG. & PROD. CO OF NEVADA	NV 2819	CAMPEAU CORP	AM	0.	COMPLETE
CANADA	PACIFIC PLACE	TX ****	CADILLAC-FAIRVIEW, LTD	RE	37.7	COMPLETE
CANADA	PACIFIC REALTY TRUST	OR 6733	CAMPEAU CORP.	AM	0.	PENDING
CANADA	PACIFIC TIN CONSOLIDATED CORP	NY 1459	STEPHEN B. ROMAN	EI	1.5	COMPLETE
CANADA	PALMER ESTATE	FL ****	JOHN VROOM	RE	0.	COMPLETE
CANADA	PARADISE CORPORATE PARK	AZ ****	MARWEST GROUP, LTD	RE	0.	COMPLETE
CANADA	PARADISE CORPORATE PARK	AZ ****	MARWEST, LTD	RE	0.	COMPLETE
CANADA	PARK AVENUE ATRIUM	NY ****	OLYMPIA & YORK, LTD	RE	0.	COMPLETE
CANADA	PARK MEADOWS CENTER	CO ****	TRIZEL CORP.	RE	100.0	COMPLETE
CANADA	PATIENT CARE	CT 2721	THOMSON FAMILY	AM	0.	COMPLETE
CANADA	PINELLAS POWER BRAKE	FL 7531	MARCEL A BELLEMORE	AM	0.	COMPLETE
CANADA	PLACE ON THE PARK	FL ****	ROBERT LALONDE	RE	0.	COMPLETE
CANADA	PLAZA CCSHOPOLITAN	CO 7011	BRAMALEA, LTD.	RE	0.	COMPLETE
CANADA	POINT WEST	CO ****	CARMA DEVELOPERS, LTD	RE	0.	COMPLETE
CANADA	PRATT & LAMBERT INC.	NY 2851	UNICORP FINANCIAL CORP	AM	0.	COMPLETE
CANADA	PRODECO-TCO ET AL JOINT VENTURE	TX 1311	DOME PETROLEUM LTD	JV	0.	PENDING
CANADA	QUADRANGLE CENTER	TX ****	CAMPEAU CORP	RE	0.	COMPLETE
CANADA	QUORUM NORTH	TX ****	DAON CORP.	RE	0.	COMPLETE
CANADA	R L BURNS CORP-PLACER-CEGO JV	TX 1311	ZINGR HOLDINGS LTD	JV	25.0	COMPLETE
CANADA	R.L. BURNS CORP-ICG-TEMAGAMI OIL JV	TX 1311	ICG EXPLORATION LTD	JV	33.3	COMPLETE
CANADA	RAY-O-VAC CORP	OH 3691	INCO LTD	PE	13.2	PENDING
CANADA	REDEVELOPMENT PROJECT	CA ****	CADILLAC-FAIRVIEW LTD	RE	0.	COMPLETE
CANADA	REDEVELOPMENT PROJECT	CA ****	CAMPEAU CORPORATION	RE	0.	COMPLETE
CANADA	REPUBLIC PLAZA	CO ****	OXFORD DEVELOPMENT LTD	RE	200.0	COMPLETE
CANADA	RESIDENTIAL DEVELOPMENT	FL ****	ROGTO DEVELOPMENT CORP.	RE	0.	COMPLETE
CANADA	RESIDENTIAL DEVELOPMENT	FL ****	CAMPEAU CORP.	RE	0.	COMPLETE
CANADA	RESIDENTIAL DEVELOPMENT	FL ****	BRAMALEA, LTD	RE	0.	COMPLETE
CANADA	RESIDENTIAL DEVELOPMENT	CO ****	NU WEST GROUP, LTD/WEST FORM CORP.	RE	0.	COMPLETE
CANADA	RINCON SQUARE	CA ****	MARATHON REALTY LTD*	RE	0.	COMPLETE
CANADA	RIO MAR SANDS	FL ****	NORTHGATE PROPERTIES	RE	0.	COMPLETE
CANADA	RIVIERIE REALTY TRUST	DC 6733	LAURENTAIN FUND, LTD	EI	0.	COMPLETE
CANADA	ROBERT DOLLAR CO	CA 2435	J. J. POOLE	AM	160.0	PENDING
CANADA	ROYAL BANK OF CANADA	CO 60	ROYAL BANK OF CANADA	OT	0.	COMPLETE
CANADA	ROYAL BANK OF CANADA AGENCY	NY 60	ROYAL BANK OF CANADA	OT	0.	COMPLETE
CANADA	ROYAL OAK COUNTRY CLUB	FL ****	EAGLEBROOK INVESTMENTS	RE	0.	COMPLETE
CANADA	SAILBOAT KEY	FL ****	STAR INVESTMENTS, N.V.	RE	0.	COMPLETE
CANADA	SAN DIEGO CLIPPERS	CA 7941	NELSON SKALBANIA	AM	0.	PENDING

CANADA	SAN DIEGO COMMERCE CENTER	CA ****	BRAMAZEA, LTD	RE	0.	COMPLETE
CANADA	SAN FRANCISCO REALTY TRUST	CA 6733	GEORGE S. MANN	EI	0.	COMPLETE
CANADA	SCHATZ FINE CLOCKS INC.	NY 5088	TOM TAYLOR CO. LTD.	OT	0.	COMPLETE
CANADA	SCOTT PAPER CO	ME 2621	BRONFMAN FAMILY (EDWARD & PETER)	PE	40.0	PENDING
CANADA	SCOTT PAPER CO	PA 2621	BRONFMAN FAMILY (EDWARD & PETER)	PE	18.0	PENDING
CANADA	SCOTT PAPER CO	MS 2647	BRONFMAN FAMILY (EDWARD & PETER)	NP	4.2	PENDING
CANADA	SCOTT PAPER CO.	PA 2621	BRONFMAN FAMILY	EI	233.1	COMPLETE
CANADA	SCOTT PAPER CO.	AL 2621	BRONFMAN FAMILY	PE	82.0	PENDING
CANADA	SCOTTSDALE RANCH	AZ ****	MARKBOROUGH PROPERTIES/COSTAIN	RE	0.	COMPLETE
CANADA	SEAWATCH	FL ****	OLYMPIA & YORK.	RE	13.3	COMPLETE
CANADA	SEAWATCH	FL ****	BLOCK BROTHERS	RE	0.	COMPLETE
CANADA	SHADOW BAY	FL ****	ROYAL CANADIAN DEVELOPMENT CORP.	RE	0.	COMPLETE
CANADA	SHADOWRIDGE	CA ****	DAON CORP.	RE	0.	COMPLETE
CANADA	SHOPPING CENTER	FL ****	UNIDENTIFIED	RE	13.0	COMPLETE
CANADA	SHOPPING CENTERS	FL ****	CANADIAN NAT'L RAIL, AIR CANADA-PENSION	RE	0.	COMPLETE
CANADA	SIGNATURE PLACE	TX ****	CADILLAC-FAIRVIEW, LTD, ROSTLAND CORP.	RE	0.	COMPLETE
CANADA	SMITTY'S SUPER VALU INC	AZ 5411	STEINBERG FAMILY	AM	125.0	COMPLETE
CANADA	SOLANO MALL	CT ****	TRIZEC CORP.	RE	0.	COMPLETE
CANADA	SOLAR PETROLEUM INC	CO 1311	MAURICE F. STRONG	AM	7.3	COMPLETE
CANADA	SOJTHEAST ENERGY CORP.	OK 1311	SOOVER ENERGY LTD	AM	0.	PENDING
CANADA	SPIVACKER BAY	WA ****	ROYAL INTERNATIONAL EQUITIES, LTD	RE	0.	COMPLETE
CANADA	SPIRES	TX ****	CAMPEAU CORP.	RE	0.	COMPLETE
CANADA	STELLAR PLAZA	CO ****	CEVCO DEVELOPMENT CORP.	RE	80.0	COMPLETE
CANADA	SUBURBAN CABLEVISION	NJ 4899	MCLEAN-HUNTER LTD	EI	0.	COMPLETE
CANADA	SUNNY ISLES	FL ****	BORES EDELMAN	RE	0.	COMPLETE
CANADA	SUSSEX PLACE	GA ****	SUSSEX PLACE, N.V.	RE	8.2	COMPLETE
CANADA	TEMPLETON ARMS HOTEL	FL 7011	REICHMAN FAMILY	RE	0.	COMPLETE
CANADA	T&C	NJ 5041	REISMAN BROTHERS	AM	.4	COMPLETE
CANADA	THE DAILY STANDARD	MO 2711	THOMSON FAMILY	AM	0.	COMPLETE
CANADA	THE HAMMOCKS	FL ****	GENSTAR, LTD	RE	0.	COMPLETE
CANADA	THE PARK	TX ****	CADILLAC-FAIRVIEW, LTD	RE	125.0	COMPLETE
CANADA	THE VINEYARD	TX ****	CAMPEAU CORP	RE	400.0	COMPLETE
CANADA	THORNHILL ESTATES, THORNHILL MEWS	FL ****	COSTAIN, LTD	RE	0.	COMPLETE
CANADA	THUNDER BIRD HOTEL	FL 7011	DONALD LEGAULT	RE	0.	COMPLETE
CANADA	TIBER RESOURCES INC	OK 1311	TIBER RESOURCES LTD	OT	0.	COMPLETE
CANADA	TIBER RESOURCES INC	CO 1311	TIBER RESOURCES LTD	OT	0.	COMPLETE
CANADA	TIFFANY	FL ****	SOL GREENBERG/SOL LUGER	RE	0.	COMPLETE
CANADA	TIM HORTON DONUTS	FL 5461	TIM HORTON DONUTS	OT	0.	COMPLETE
CANADA	U A COLUMBIA CABLEVISION INC.	NY 4899	ROGERS TELECOMMUNICATIONS LTD.	AM	152.0	COMPLETE
CANADA	U.S. TUBULAR INC	OH 3498	G.E. MARA	PE	6.0	COMPLETE
CANADA	UNIVERSAL CONTAINER CORP	NY 2449	STAMPEDE INTERNATIONAL RESOURCES LTD	EI	0.	COMPLETE
CANADA	UNIVERSITY TOWN CENTER	CA ****	CADILLAC-FAIRVIEW, LTD	RE	0.	COMPLETE
CANADA	UNO TEX PETROLEUM CORP	TX 1321	NOVA CORP LTD	AM	0.	COMPLETE
CANADA	URBAN TRACT	TX ****	WYCLIFFE INTERNATIONAL	RE	0.	COMPLETE
CANADA	VENETIAN VILLAS	FL ****	ICNA DEVELOPMENT CORP	RE	0.	COMPLETE
CANADA	VERAN INC.	LA 3533	V.K. TRAVIS & R.G. BRAUN	AM	3.5	COMPLETE
CANADA	VILLA DEL MAR	NJ ****	HARBORVIEW HOLDINGS	RE	0.	COMPLETE
CANADA	VISTA PACIFIC PARK	CA ****	DACN CORP.	RE	36.0	COMPLETE
CANADA	WALNUT TOWERS	PA ****	CADILLAC-FAIRVIEW, LTD	RE	0.	COMPLETE
CANADA	WARD'S COMMUNICATIONS INC	MI 2721	THOMSON FAMILY	AM	0.	COMPLETE
CANADA	WATERSIDE	FL ****	BRAMALEA, LTD	RE	0.	COMPLETE
CANADA	WESTGOLD CENTER	CO ****	WEST FORM DEVELOPMENT CORP.	RE	0.	COMPLETE
CANADA	WESTLANDS BANK	CA 602	CANADIAN COMMERCIAL BANK OF EDMONTON	AM	0.	COMPLETE
CANADA	WESTWOOD GREEN	TX ****	CADILLAC-FAIRVIEW, LTD.	RE	40.0	COMPLETE

CANADA	WHITE STORES INC.	TX 5395	J. W. BILLES FAMILY	AM	45.0	PENDING
CANADA	WIRE TECHNOLOGY INC.	NY 2721	THOMSON FAMILY	AM	0.	COMPLETE
CANADA	ZALE CORP.	TX 5944	GERSTEIN FAMILY	AM	53.8	COMPLETE
CANADA	ZOETROPE STUDIOS	CA 7813	JACK SINGER	AM	8.0	PENDING
CHINA	NEW YORK BANK OF CHINA	NY 60	CHINA, GOV'T. OF	OT	0.	PENDING
CHILE	LAND	FL ****	OLSACITRUS LTD	RE	2.5	COMPLETE
CAYMAN ISLANDS	ANECO REINSURANCE	NY 63	CAYMAN ISLANDS REINSURANCE CCRP.	AM	0.	PENDING
CAYMAN ISLANDS	LAND	FL ****	KRCME CORPORATION	RE	3.0	COMPLETE
CAYMAN ISLANDS	PARK GATE APTS	MO ****	NAVCO INVESTMENT CC.	RE	0.	COMPLETE
COLUMBIA	BANCO CAFETERO INT'L .CORP	NY 60	BANCO CAFETERO	OT	0.	PENDING
COLUMBIA	BANCO COLPATRIA	FL 60	BANCO COLPATRIA	OT	0.	COMPLETE
CZECHOSLOVAKIA	OMNITEX	AC 5084	OMNITRADE INDUSTRIAL CO LTD.	OT	0.	COMPLETE
DENMARK	DANIT CORP.	MA 2819	DANIT CORP	NP	2.0	COMPLETE
DENMARK	GRINDSTED REISMAN INC.	NJ 5122	GRINDSTED PRODUCTS A/S	JV	0.	COMPLETE
DENMARK	MIKKEISON INDUSTRIES	CA 3949	ROVNE MIKKELSON A/S	NP	0.	COMPLETE
DENMARK	NORVIDAN ENGINEERING	CA 5084	NORVIDAN ENGINEERING	OT	0.	COMPLETE
DENMARK	NOVO BIOCHEMICAL INDUSTRIES INC	NC 2834	NOVO INDUSTRI A/S	PE	15.0	COMPLETE
DENMARK	PRUDENTIAL BLDG. MAINTENANCE CORP	NY 7349	ISS-INTL SERVICE SYSTEMS A/S	EI	.3	COMPLETE
DENMARK	SCANDINAVIAN WORLD CRUISES	NY 7999	LAURITZEN A/S GROUP	OT	0.	PENDING
DENMARK	TIPTON SHIPPING CO, INC.	LA 4723	EAST ASIATIC CO, LTD	AM	0.	COMPLETE
EGYPT	ARAB AFRICAN INT'L BANK.	NY 60	ARAB AFRICAN INT'L BANK	OT	0.	COMPLETE
IRELAND	24 WEST 45TH STREET	NY ****	EUROPEAN PROPERTY CORP.	RE	0.	COMPLETE
IRELAND	ALTON PACKAGING CORP	IL 2631	SMURFIT FAMILY	EI	12.2	COMPLETE
IRELAND	ALTON PACKAGING CORP	FL 2631	SMURFIT FAMILY	PE	130.0	PENDING
IRELAND	CARDER CONCRETE PRODUCTS CO.	CO 3259	CEMENT-ROADSTONE HCLDINGS LTD.	OT	3.5	COMPLETE
IRELAND	MONTGOMERY MALL & OFFICES	MD ****	IRISH LIFE ASSURANCE CO.	RE	9.0	COMPLETE
IRELAND	NEW YORK STADLER	NY 7011	AER LINGUS	RE	0.	COMPLETE
IRELAND	SHORT USA	VA 5088	NORTHERN IRELAND, GOVT. OF	OT	0.	COMPLETE
EL SALVADOR	JEFFERSON NATIONAL BANK	FL 602	SAFIE, ALEJANDRO T.	AM	0.	PENDING
FINLAND	KAJAANI INC	CA 5999	VAKUUTUS OY POHOJOLA	OT	0.	COMPLETE
FINLAND	KAJAANI INC.	GA 5595	VAKUUTUS OY POHOJOLA	OT	0.	COMPLETE
FINLAND	KYMMENE PAPER INC	NY 5113	KYMI KYMMENE OY	OT	0.	COMPLETE
FINLAND	LEAF RIVER CORP	MS 2611	KYMI KYMMENE OY	JV	80.0	PENDING
FINLAND	POYRY-BEK INC	NC 7392	JAAKKO POYRY INTL.	JV	0.	COMPLETE
FINLAND	PYROPOWER CORP.	CA 3567	AHLSTROM FAMILY	JV	0.	COMPLETE
FINLAND	RUKKA (USA) INC.	VA 2385	OY RUKKA-PRODUCTS AB	NP	0.	COMPLETE
FINLAND	VAISALA INC	MA 5065	VAISALA INC.	OT	0.	COMPLETE
FRANCE	1530 MAIN BLDG	TX ****	SOCIELE PRIVEE DE GERANCE	RE	0.	COMPLETE
FRANCE	A. H. RCBINS' BABCOCK POULTRY FARM INC.	NY 3555	FRITZ-WERNER INDUSTRIE-AUS. GMBH	AM	0.	COMPLETE
FRANCE	AEROSPATIALE HELICOPTER CORP.	TX 3721	FRANCE, GOVT. OF	PE	1.8	COMPLETE
FRANCE	AGRICO CHEMICAL CO-COFAZ JV	NC 1475	PIERREFITTE AUBY	JV	6.3	COMPLETE
FRANCE	AKU TIKI, SUN & BEACH HOTEL	FL 7011	GARDINIER.	RE	0.	COMPLETE
FRANCE	AMERICAN HOME PRODUCTS CORP'S J.V.	NY 2834	GOV'T OF FRANCE	JV	0.	COMPLETE
FRANCE	AMERICAN MOTORS CORP.	NJ 5012	FRANCE, GOVT. OF	OT	0.	COMPLETE
FRANCE	ANTIOPE VIDEOTEX SYSTEMS INC.	DC 7392	LES EC-HOS & ANTIOPE VIDEOTEX	OT	0.	COMPLETE
FRANCE	APPLICON INC.	MA 3573	SCHLUMBERGER FAMILY	AM	222.0	PENDING
FRANCE	AQUA-CHEM INC	GA 2899	SOCIETE LYONNAISE DES EAUX ET DE L'E	AM	29.0	COMPLETE
FRANCE	BANK WORMS	NY 60	BANK WORMS	OY	0.	COMPLETE
FRANCE	BANQUE FRANCE DU COMMERCE AGENCY	CA 60	BANQUE FRANCE DU COMMERCE	OT	0.	COMPLETE
FRANCE	BEATRICE FOODS' DANNON CO.	NY 2026	ESN-GERVAIS DANONE	AM	84.3	PENDING
FRANCE	BERKEY PHOTO'S GRAPHIC ART DIV.	NY 3861	ANDREW BLOHORN	AM	0.	COMPLETE
FRANCE	BITUCOTE PRODUCTS CO	MO 2952	FRANCE, GOVT OF	AM	0.	COMPLETE
FRANCE	BOLLORE CORP.	CT 3661	LACOMPAGNIE FINANCIERE	NP	5.0	PENDING
FRANCE	BUFFET CRAMPON INTL INC	NY 3931	COMPAGNIE FRANCIERE DES PAYS-BAS	AM	2.9	COMPLETE

FRANCE	CANADA CEMENT LAFARGE	AL 3241	LAFARGE COPPEE SA	PE	0.	PENDING
FRANCE	CHESTER CABLE CORP	NY 3357	CIE GENERALE D'ELECTRICITE SA	AM	0.	COMPLETE
FRANCE	CHRISTOFLE SILVER INC.	NY 5094	ORFÈVRERIE CHRISTORLE SA	OT	0.	COMPLETE
FRANCE	CL RAIL TRUCKS INC	DC 8911	CIE FINANCIERE CREUSOT LOIRE	OT	0.	COMPLETE
FRANCE	COMBUSTION ENG. NEYRPIE HYDRA POWER INC	NY 3511	CIE PARIBAS	JV	0.	COMPLETE
FRANCE	CONSOLIDATED GEOREX GEOPHYSICS INC	CO 1382	CIE GENERALE DE GEOPHYSIQUE	OT	10.0	COMPLETE
FRANCE	COPPERWELD CORP	OH 3312	ROTHSCHILD FAMILY	PE	14.5	COMPLETE
FRANCE	COVENANT LIFE INSURANCE CO.	CT 63	MUTUELLES UNIES	AM	0.	PENDING
FRANCE	DASD CORP.	WI 7379	FRANCE, GOVT. OF	AM	0.	COMPLETE
FRANCE	DUMO SPORT	VT 2325	K-WAY	NP	0.	COMPLETE
FRANCE	EAB PLAZA	NY ****	EUROPEAN AMERICAN BANK	RE	138.0	COMPLETE
FRANCE	EUROPEAN AMERICAN BANK	NY 60	EUROPEAN AMERICAN BANK	OT	0.	PENDING
FRANCE	FAR HORIZONS	FL ****	GARDINIER. SA	RE	0.	COMPLETE
FRANCE	FIRE CONTROL INC.	PA 3569	CIE GENERALE DES EAUX	AM	0.	COMPLETE
FRANCE	FORT UNION COAL CO.	WY 1211	GCVT, OF FRANCE	JV	0.	COMPLETE
FRANCE	GENERAL PORTLAND INC	TX 3241	LAFARGE COPPEE SA	AM	305.3	COMPLETE
FRANCE	GEOCONSULT INC	CO 1382	FRANCE, GOVT OF	OT	0.	PENDING
FRANCE	GUARDIAN OILCO	TX 1311	ROTHSCHILD FAMILY	AM	0.	COMPLETE
FRANCE	HOTEL DE FRANCE	MN 7011	NOVOTEL	RE	0.	COMPLETE
FRANCE	HOTEL DEVELOPMENT	IL 7011	NOVOTEL	RE	0.	COMPLETE
FRANCE	HOTEL PROJECT	CA 7611	AIR FRANCE	RE	0.	COMPLETE
FRANCE	HYDRO ENERGY SYSTEMS	NY 5084	NEYRPIE	OT	0.	COMPLETE
FRANCE	INTERCONNECT PLANNING CORP.	NY 3661	SOC. ANONYME DE TELECOMMUNICATIONS	AM	10.5	COMPLETE
FRANCE	JOHN RINGLING TOWER TRACT	FL ****	GARDINIER SA.	RE	7.0	COMPLETE
FRANCE	JOHN RINGLING TOWERS	FL 7011	GARDINIER S.A.	RE	6.8	COMPLETE
FRANCE	KVS-FIVES CAIL	VA 3545	CIE INDUS. & FINAN. BABCOCK FIVES SA	JV	0.	COMPLETE
FRANCE	LAND 4.5 ACRES	IL ****	NOVOTEL	RE	0.	COMPLETE
FRANCE	LIQUID AIR CORP	CA 2813	L' AIR LIQUIDE SA	EI	0.	COMPLETE
FRANCE	LIQUID AIR CORP	WA 2813	L' AIR LIQUIDE SA.	PE	6.3	COMPLETE
FRANCE	LIQUID AIR CORP	CA 2813	L' AIR LIQUIDE SA	PE	.8	COMPLETE
FRANCE	LIQUID AIR CORP	TX 2813	L' AIR LIQUIDE SA	NP	6.3	PENDING
FRANCE	LITS BLDG	PA ****	P. JUNOT ET AL	RE	7.4	COMPLETE
FRANCE	LYNCH COMMUNICATION SYSTEMS INC	NV 3661	CIE GENERALE D'ELECTRICITE	AM	14.5	COMPLETE
FRANCE	MANUFACTURING DATA SYSTEMS INC	MI 7372	SCHLUMBERGER FAMILY	AM	189.0	COMPLETE
FRANCE	MAJD FRIZON	NY 5039	MAUD FRIZON	OT	0.	COMPLETE
FRANCE	MERIDIEN HOTEL	CA 7011	AIR FRANCE	RE	0.	COMPLETE
FRANCE	MOBIL'S CRIP CHEMICAL ASSETS	TN 2879	RHONE POULENC SA	AM	0.	COMPLETE
FRANCE	MOET-HENNESSY USA CORP.	CA 2064	MOET-HENNESSY SA	OT	0.	COMPLETE
FRANCE	MONARCH TILE MANUFACTURING INC.	TX 3292	SOC. CHEMIGUE ROUTIERE GENERALE	EI	2.0	COMPLETE
FRANCE	NATL STEEL CORP'S MILL	KY 3353	PECHINEY UGINE KUHLMANN	AM	0.	PENDING
FRANCE	NYCO INT'L INC	TX 2899	HYLO SA	NP	0.	COMPLETE
FRANCE	OFFICE BLDG	TX ****	S.G.E.	RE	0.	COMPLETE
FRANCE	OIL LEASES (17 TRACTS)	CA 1311	FRANCE, GOVT OF	AM	26.6	COMPLETE
FRANCE	PATHFINDER MINES CORP	CA 1094	FRANCE, GOVT. OF	AM	0.	PENDING
FRANCE	PHOTON POWER INC.	TX 3231	FRANCE, GOVT. OF	JV	3.6	COMPLETE
FRANCE	PLATTEVILLE DAIRY INC'S PLANT	WI 2022	FRESNIER	AM	0.	COMPLETE
FRANCE	POLYMETRICS INC.	CA 3569	CIE GENERALE DES EAUX	AM	0.	COMPLETE
FRANCE	PROFESSIONAL SERVICES GROUP INC.	PA 8511	COMPAGNIE GENERALE DES EAUX	AM	0.	COMPLETE
FRANCE	QUO VADIS EDITIONS INC	NY 2782	AIDA ENGINEERING INC	NP	2.5	PENDING
FRANCE	ROQUETTE CORP	IL 2834	ROQUETTE FRERES SA	NP	20.0	COMPLETE
FRANCE	SAUNDERS LEASING SYSTEM INC	AL 7513	FRAIKIN FAMILY	EI	1.0	COMPLETE
FRANCE	SEARLE, G. D'S JOINT VENTURE	IL 2834	L' OREAL SA	JV	0.	PENDING
FRANCE	SIPLAST INC.	AK 3255	SIPLAST SA SOC. NOUVELLE	NP	3.0	COMPLETE
FRANCE	SOCIETE GENERAL AGENCY	CA 60	SOCIETE GENERAL	OT	0.	COMPLETE

FRANCE	SPELNA INC.	VA 5082	MGRITZ SA	OT	0.	COMPLETE
FRANCE	TELECO OILFIELD SVCS INC.	CT 3533	FRENCH GOV'T	AM	0.	COMPLETE
FRANCE	TEXASGULF INC	CT 1121	GCVT OF FRANCE	AM	2500.0	COMPLETE
FRANCE	THI FOREST INC.	OH 5188	EQUIPEMENT MECHANIQUE SPECIALISES	NP	0.	COMPLETE
FRANCE	WOODWAY REALTY CORP	NY 6733	WORKS & CIE.	EI	0.	COMPLETE
GERMANY, FEDERAL	REF1111 LINCOLN MALL	FL ****	UCELLO IMMOBILIEN GMBH	RE	10.0	COMPLETE
GERMANY, FEDERAL	REPALDENS INC	IL 5961	GUSTAV UND GRETE SCHICKENDANZ	AM	20.0	PENDING
GERMANY, FEDERAL	REFAMAX COAL INC JOINT VENTURE	IN 1211	RUHRKOHLE AG	JV	0.	PENDING
GERMANY, FEDERAL	REFAMERICAN HOECHST CORP	TX 2821	HOECHST AG	NP	0.	PENDING
GERMANY, FEDERAL	REFAMERICAN MAP CO INC	NY 2741	LANGENSCHIEDT KG	AM	0.	COMPLETE
GERMANY, FEDERAL	REFAMERTRAP	OH 3599	LUOWIG TAPROGGE	NP	0.	COMPLETE
GERMANY, FEDERAL	REPAPARTMENT BLDG	FL ****	DR. V. GOTTSMAN	RE	1.1	COMPLETE
GERMANY, FEDERAL	REPARC TECHNOLOGIES SYSTEMS LTD.	OH 5075	CONRADTY NUERNBERG GMBH & CO. KG	JV	0.	COMPLETE
GERMANY, FEDERAL	REPARLAC CORP OF AMERICA	CT 2741	ARLAK-WERKE	OT	0.	COMPLETE
GERMANY, FEDERAL	REPASHLAND COAL INC	KY 1211	WEST GERMANY, GOVT OF	AM	102.5	COMPLETE
GERMANY, FEDERAL	REFBARBER PARAMOUNT COAL CORP	VA 1211	FRIEDRICH K. FLICK	AM	7.6	COMPLETE
GERMANY, FEDERAL	REPBAYERISCHE LANDESBANK GIROZENTRALE	NY 60	BAYERISCHE LANDESBANK GEROZENTRALE	OT	0.	COMPLETE
GERMANY, FEDERAL	REPBAYLY ELECTRONICS CORP.	NY 3662	AEG-TELEFUNKEN	OT	3.3	PENDING
GERMANY, FEDERAL	REPRDT MFG CO.	CA 3573	BURO-UND DATENTECHNIK	NP	0.	COMPLETE
GERMANY, FEDERAL	REPBIESTERFIELD U.S. INC	MI 5161	BIESTERFIELD GROUP	NP	0.	COMPLETE
GERMANY, FEDERAL	REPBRIKER INSTRUMENTS	IL 8911	BRUKER PHYSIK AG	NP	0.	PENDING
GERMANY, FEDERAL	REPBURGIN MINE JOINT VENTURE	UT 1031	DRESDNER BANK AG	JV	28.8	PENDING
GERMANY, FEDERAL	REPBURKHART GROB INC	NY 5088	BURKHART GROB INC	OT	0.	COMPLETE
GERMANY, FEDERAL	REPCASTAWAYS MOTEL	FL 7611	CONSULTA	RE	0.	COMPLETE
GERMANY, FEDERAL	REPCEAR SPRINGS	TX ****	LEHNDORFF GROUP	RE	5.0	COMPLETE
GERMANY, FEDERAL	REPCLAAS MFG CO.	TN 3523	CLAAS OHG	NP	0.	COMPLETE
GERMANY, FEDERAL	REPCOLOROX CO	CA 2842	HENKEL KGAA	EI	0.	COMPLETE
GERMANY, FEDERAL	REPCOASTAL OIL TOOL CO.	TX 7394	FRIEDRICH K. FLICK	AM	.8	COMPLETE
GERMANY, FEDERAL	REPCOLONIA INC	CT 2844	4711 FERD MUELHENS	NP	6.0	COMPLETE
GERMANY, FEDERAL	REPCOMERCO INC	WA 2851	HENKEL KGAA	AM	0.	COMPLETE
GERMANY, FEDERAL	REPCOMPUGRAPHIC CORP.	MA 3555	BAYER AG	AM	15.4	PENDING
GERMANY, FEDERAL	REPCONSOLIDATED FREIGHTWAY'S FREIGHTLINER	OR 3711	DEUTSCHE BANK & MERCEDES HOLDINGS	AM	280.0	COMPLETE
GERMANY, FEDERAL	REPCONSOLIDATION COAL CO-RHEINBRAUN JV	PA 1211	RHEINISCH-WESTFAELISCHES ELEK. WERKE	JV	0.	PENDING
GERMANY, FEDERAL	REPCONTOMA INC.	IL 5153	ALFRED C. TOEPFER GROUP	OT	0.	COMPLETE
GERMANY, FEDERAL	REPDECKEL INC.	MD 5084	DECKEL AG FRIEDRICH	OT	0.	COMPLETE
GERMANY, FEDERAL	REPDEUTSCH-SUDAMERIKANISCHE BANK AKT	FL 60	DEUTSCH-SUDAMERIKANISCHE BANK AKT	OT	0.	COMPLETE
GERMANY, FEDERAL	REPDIERSIFIED STEEL SERVICES INC	FL 5051	FRIEDRICH KRUPP GMBH	OT	1.3	COMPLETE
GERMANY, FEDERAL	REPDR. GOEBEL INC.	FL 3559	GOEBEL HOLDING KG	NP	.5	PENDING
GERMANY, FEDERAL	REPDRSDNER BANK	FL 60	DRESDNER BANK GROUP	OT	0.	PENDING
GERMANY, FEDERAL	REPDILLING MUD INC	OK 1381	FRIEDRICH K. FLICK	PE	1.4	PENDING
GERMANY, FEDERAL	REPEAGLE HIGHLANDS	IN ****	ECKES-VERMOEGENS-VERWALTUNGS	RE	0.	COMPLETE
GERMANY, FEDERAL	REPEICKHOFF-AMERICAN CORP.	PA 3532	GEBR EICKHOFF MASCHINENFABRIK	NP	8.5	COMPLETE
GERMANY, FEDERAL	REPER-VE-PA USA LTD	GA 3554	ER-VE-PA MASCH. GMBH	OT	0.	PENDING
GERMANY, FEDERAL	REPEURODRIVE INC.	SC 3714	SEW-EURODRIVE GMBH & CO.	NP	10.0	COMPLETE
GERMANY, FEDERAL	REPFEED MART CORP.	CA 5399	HUGO MANN	EI	20.0	COMPLETE
GERMANY, FEDERAL	REPFLENDER CORP	IL 3714	FLENDER GMBH & CO KG	NP	1.2	COMPLETE
GERMANY, FEDERAL	REPFMC CORP'S INDUSTRIAL PACKAGING DIV.	PA 3566	CYKLOP GESEL; EMIL HOFFMAN KG	AM	0.	COMPLETE
GERMANY, FEDERAL	REPGEEMA-ETICAM J.V.	MD 3079	EMMISSIONS TECHNISCHES INTITUTE	NP	0.	COMPLETE
GERMANY, FEDERAL	REPGRIGAN'S CROSSING	TX ****	R.V.V. FIDES	RE	0.	COMPLETE
GERMANY, FEDERAL	REPHALLER CLOCK OF AMERICA INC	VA 3873	SIEGFRIED HALLER UHRENFABRIK	NP	0.	COMPLETE
GERMANY, FEDERAL	REPHEMSCHIEDT AMERICA CORP.	PA 3532	HEMSCHIED MASCH. GMBH & CO. KG HERMANN	PE	0.	COMPLETE
GERMANY, FEDERAL	REPHEMKEL/UNION CARBIDE J.V.	TX 2861	HENKEL KGAA	JV	0.	COMPLETE
GERMANY, FEDERAL	REPHERAEUS-VOLKERT INC	NY 3469	W.C. HERAEUS GMBH	NP	6.0	PENDING
GERMANY, FEDERAL	REPHESSICHE LANDESBANK GIROZENTRALE	NY 60	HESSICHE LANDESBANK GIROZENTRALE	OT	0.	COMPLETE

GERMANY, FEDERAL	REPHOLIDAY ISLAND	AR ****	PETERSEN-MAHRT, K.	RE	0.0	COMPLETE
GERMANY, FEDERAL	REPINAT'L PRODUCTS TRADING INC	VA 5021	HEINZ KETTLER METAWARENFABRIK GMBH	OT	3.0	COMPLETE
GERMANY, FEDERAL	REPIREMA USA	MA 3842	IREMA GMBH	NP	0.0	COMPLETE
GERMANY, FEDERAL	REPJEANER GLASWERK SCHOTT & GEN.	NY 5039	JEANER GLASWERK SCHOTT & GEN	OT	3.0	COMPLETE
GERMANY, FEDERAL	REPJD+H PETERS HOUSE	ME ****	PETER ALTEN HOFFEN	RE	.6	COMPLETE
GERMANY, FEDERAL	REPK.M. KINSHOFER CORP.	OK 3531	ALFRED KINSHOFER	NP	0.0	COMPLETE
GERMANY, FEDERAL	REPKALTENBACH	OH 3553	KALTENBACH MASCH. KG HANS	NP	.6	COMPLETE
GERMANY, FEDERAL	REPLAND	FL ****	UNIDENTIFIED	RE	5.8	COMPLETE
GERMANY, FEDERAL	REPLAND	FL ****	MANFRED HEPRICH	RE	.5	COMPLETE
GERMANY, FEDERAL	REPLAND	FL ****	WERNER ZARNEKOW	RE	.5	COMPLETE
GERMANY, FEDERAL	REPLAND	CA ****	LEHNDORFF CO.	RE	10.0	COMPLETE
GERMANY, FEDERAL	REPLAND	CO ****	UNIDENTIFIED	RE	2.3	COMPLETE
GERMANY, FEDERAL	REPLAND	CA ****	LEHNDORFF GROUP	RE	0.0	COMPLETE
GERMANY, FEDERAL	REPLEMMON PHARMACAL CO INC.	PA 2834	UNIDENTIFIED INVESTOR	AM	5.5	COMPLETE
GERMANY, FEDERAL	REPLIEBIG INATL INC	VA 5051	HEINRICH LIEBIG	OT	0.0	COMPLETE
GERMANY, FEDERAL	REPLIGHTING SYSTEMS INTL INC.	TX 5063	FLICK, FRIEDRICH KARL	AM	3.4	COMPLETE
GERMANY, FEDERAL	REPLDCKWOOD GREENE ENGINEERING INC.	SC 8911	WEST GERMANY, GOVT. OF	AM	26.0	COMPLETE
GERMANY, FEDERAL	REPMAHLE CYLINDER	CT 3599	MAHLE GMBH	NP	0.0	PENDING
GERMANY, FEDERAL	REPMAHO MACHINE TOOL CORP.	CT 3546	MAHO WERK. BABEL & CO	NP	0.0	COMPLETE
GERMANY, FEDERAL	REPMERCEDES-BENZ OF NORTH AMERICA	MD 5012	DEUTSCHE BANK MERCEDES AUTO. HOLDINGS	OT	10.0	PENDING
GERMANY, FEDERAL	REPMEDEDITH/BURDA	NC 2754	BURJA GMBH	NP	30.0	COMPLETE
GERMANY, FEDERAL	REPMOBAY CHEMICAL CORP	WV 2816	BAYER AG	NP	50.0	COMPLETE
GERMANY, FEDERAL	REPMOKIE INDUSTRIES INC.	GA 2086	ECKES PETER NIEOER OLM	EI	0.0	COMPLETE
GERMANY, FEDERAL	REPNS W CORP	VA 3079	FELTON & GUILLEAUME CARLSWERK AG	NP	3.0	COMPLETE
GERMANY, FEDERAL	REPNAMASCO INC	MI 5051	KLOECKNER & CO.	NP	10.0	COMPLETE
GERMANY, FEDERAL	REPNELSON PETROLEUM CORP	OK 1311	FRIEDRICH K. FLICK	AM	6.5	PENDING
GERMANY, FEDERAL	REPNEW ENGLAND TAPE CO	MA 3079	BRUGMANN GROUP	AM	0.0	COMPLETE
GERMANY, FEDERAL	REPOCEAN VIEW MANOR	FL ****	GERMAN-AMERICAN DEVELOPMENT CORP	RE	0.0	COMPLETE
GERMANY, FEDERAL	REPOFFSET PAPERBACK MFRS INC	PA 2732	REINHARD MOHN	AM	0.0	COMPLETE
GERMANY, FEDERAL	REPOIL FIELD RENTALS	OK 7394	FRIEDRICH K FLICK	AM	2.7	COMPLETE
GERMANY, FEDERAL	REPOMNICARE INC	OH 8062	FRIEDRICH K FLICK	OT	0.0	COMPLETE
GERMANY, FEDERAL	REPOPTIMOL LUBRICANTS INC	VA 2992	OPITIMOL OELWERKE GMBH	NP	0.0	PENDING
GERMANY, FEDERAL	REPPA*ST MOTOREV	CT 5063	PAPST MOTOREN KG	OT	.1	PENDING
GERMANY, FEDERAL	REPPASSAT CORP.	CT 3552	PASSAT-MASCHINBAU GMBH	NP	6.7	PENDING
GERMANY, FEDERAL	REPPERFECTION PRODUCTS CO.	GA 3433	SCHWANK GMBH	AM	0.0	COMPLETE
GERMANY, FEDERAL	REPPHILIPS ROXANE INC	PO 2831	BOEHRINGER INGELHEIM GMBH	AM	0.0	PENDING
GERMANY, FEDERAL	REPPLUS SUPER STORE	IL 5411	TENGMANN FAMILY	OT	0.0	COMPLETE
GERMANY, FEDERAL	REPSSI-PACKAGING SYSTEMS INTL INC.	CO 3531	FCRDETECHNIK HAMBURG (FTH) KG	JV	0.0	COMPLETE
GERMANY, FEDERAL	REPR.D. PRODUCTS INC.	NY 3662	DR. WOLFGANG FORSTER	AM	0.0	COMPLETE
GERMANY, FEDERAL	REPRASUSCHERT CO.	TN 5199	RAUSCHERT, PAUL GMBH & CO. KG	NP	0.0	PENDING
GERMANY, FEDERAL	REPREEF PETROLEUM CORP'S OIL/GAS ASSETS	MI 1311	FRIEDRICH K. FLICK	AM	4.5	COMPLETE
GERMANY, FEDERAL	REPRENK CORP	SC 3562	RENK AG	NP	7.0	PENDING
GERMANY, FEDERAL	REPRESIDENTIAL DEVELOPMENT	FL ****	UNIDENTIFIED	RE	0.0	COMPLETE
GERMANY, FEDERAL	REPRESPECTA AMERICA INC.	IL 3555	RESPECTA GMBH	JV	0.0	COMPLETE
GERMANY, FEDERAL	REPRICE HOTEL	TX 7011	RVW FIDES	RE	2.8	COMPLETE
GERMANY, FEDERAL	REPRIPCOSA	NY 2221	RIPCOSA	NP	0.0	PENDING
GERMANY, FEDERAL	REPSEARSTOWN	FL ****	UNIDENTIFIED	RE	6.1	COMPLETE
GERMANY, FEDERAL	REPSEARSTOWN SHOPPING CENTER	FL ****	FFRDINANO MOELLER	RE	0.0	COMPLETE
GERMANY, FEDERAL	REPSIMENS- ALLIS INC.	FL ****	SIEMENS AG	EI	75.0	PENDING
GERMANY, FEDERAL	REPSKYLINE TERMINAL'S STORAGE FACILITY	GA 3621	FLICK FRIEDRICH KARL	AM	0.0	COMPLETE
GERMANY, FEDERAL	REPSOUTH PLAINS MALL	MD 4225	UNIDENTIFIED	RE	42.0	COMPLETE
GERMANY, FEDERAL	REFSPIEGEL INC.	TX ****	UNIDENTIFIED	AM	52.0	COMPLETE
GERMANY, FEDERAL	REPSTANTRANS INC	IL 5961	KOMMANDITGESELLSCHAFT DELTA BETE.	PE	.6	PENDING
GERMANY, FEDERAL	REFSTARCREST APTS	TX 4225	FLICK FRIEDRICH KARL	RE	1.1	COMPLETE
		FL ****	VIKTOR GOTTSMAN			

AS

GERMANY, FEDERAL	REFSTOP & SHOP CCS NJ STORES	NJ 5411	TENGMANN FAMILY	AM	50.0	COMPLETE
GERMANY, FEDERAL	REFTELEFLEX INC.	PA 3622	ERNST WOELM	AM	1.0	COMPLETE
GERMANY, FEDERAL	REPTHE PLAZA	FL ****	PLAZA NORTH AMERICA	RE	4.6	COMPLETE
GERMANY, FEDERAL	REPTITEK TOOLS INC.	CT 5084	H. JUERGENS & CO.	OT	0.	COMPLETE
GERMANY, FEDERAL	REPTRIANON APTS	FL ****	UNIDENTIFIED	RE	0.	COMPLETE
GERMANY, FEDERAL	REFTRUITT BROTHERS INC.	ME 3141	SCHUHFABRIKEN OTTERBECK KG	PE	.1	COMPLETE
GERMANY, FEDERAL	REPUNION CARBIDE'S JOINT VENTURE	TX 2869	HENKEL KGAA	JV	0.	PENDING
GERMANY, FEDERAL	REPUNIVERSITY STATION BLDG	OR ****	MULLEN WETER FAMILY		0.	COMPLETE
GERMANY, FEDERAL	REPVEBE INTERNATIONAL INC	PA 1211	46	AM	0.	COMPLETE
GERMANY, FEDERAL	REPVOLKSWAGEN OF AMERICA INC	MI 3711	WEST GERMANY, GOVT. OF	NP	300.0	COMPLETE
GERMANY, FEDERAL	REPVOLKSWAGEN OF AMERICA INC.	PA 5613	WEST GERMANY, GOVT. OF	PE	10.0	COMPLETE
GERMANY, FEDERAL	REPW. R. GRACE & CO.	TN 3555	FLICK, FRIEDRICH KARL	NP	0.	PENDING
GERMANY, FEDERAL	REPW. R. GRACE & CO.	CO 2869	FLICK, FRIEDRICH KARL	NP	77.5	PENDING
GERMANY, FEDERAL	REPWAAGENFABRIK	VA 3576	WAAGENFABRIK	NP	0.	PENDING
GERMANY, FEDERAL	REPWARSTEINER BEER	CO 2082	ALBERT & CLAUD CRAMER	OT	0.	PENDING
GERMANY, FEDERAL	REPWAYNE CANDIES INC.	IN 2065	STORCK KG	AM	1.0	COMPLETE
GERMANY, FEDERAL	REFWESTERN GEAR'S MILLER PRINTING EGUP. DI	PA 3555	FRITZ-WERNER INDUSTRIE-AUS. GMBH	AM	26.0	COMPLETE
GERMANY, FEDERAL	REFWESTINGHOUSE ELECTRIC PLANTS	OH 3585	ROBERT BOSCH GMBH	AM	0.	COMPLETE
GERMANY, FEDERAL	REPWISCONSIN GASKET & MFG. CO.	WI 3293	REINZ-DICHTUNGS GMBH	AM	0.	COMPLETE
GREECE	ATLANTIC BANK OF N.Y.'S EDGE ACT CO.	NY 60	GREECE, GOV'T. OF	OT	0.	COMPLETE
GREECE	HELLENIC LINES LTD	NY 4411	HELLENIC LINES LTD	NP	0.	COMPLETE
HONG KONG	ASHFORD LABS LTD	NJ 2834	ASHFORD LABS LTD	NP	0.	COMPLETE
HONG KONG	COMMERCIAL BANK OF SAN FRANCISCO	CA 6021	YIP, C.L.	AM	10.0	COMPLETE
HONG KONG	DAVID JAMISON CARLYLE CORP.	CA 5081	ARCHARD ESTATES LTD	AM	0.	COMPLETE
HONG KONG	DE-ANZA MEDICAL CENTER	CA 5912	SUNFORD INVESTMENT CO LTD	AM	5.3	COMPLETE
HONG KONG	EAST-WEST TOWER	NY ****	UNIDENTIFIED INVESTORS	RE	0.	PENDING
HONG KONG	EXECUTIVE INDUSTRIES INC	CA 3792	KINMAY TANG	AM	1.0	COMPLETE
HONG KONG	HANNA-BARBERA'S MARINELAND	CA 7813	FAR EAST HOTELS & ENTERTAINMENT	AM	0.	PENDING
HONG KONG	HONG KONG METRO BANK, LTD.	CA 60	HONG KONG METRO BANK, LTD.	OT	0.	COMPLETE
HONG KONG	INDUSTRIAL VALLEY BANK & TRUST CO.	PA 602	HONG KONG & SHANGHAI BANKING CORP.	AM	12.8	COMPLETE
HONG KONG	KAMP GROUNDS OF AMERICA INC	MT 5099	KINMAY TANG		14.7	COMPLETE
HONG KONG	LAND	FL ****	CARRIAN GROUP, ET AL		9.1	COMPLETE
HONG KONG	OFFICE BUILDING	CA ****	CARRIAN GROUP, LTD	RE	0.	COMPLETE
HONG KONG	PRUDENTIAL'S BACHE GROUP INSURANCE LINE	NJ 63	JARDINE MATHESON & CO.	AM	0.	PENDING
HONG KONG	SEAPAC CONTAINER SERVICE INC.	CA 4411	C.Y. TUNG GROUP	AM	19.0	PENDING
HONG KONG	TRANS PACIFIC CENTER	CA ****	CARRIAN HOLDINGS	RE	240.0	COMPLETE
HONG KONG	U.S. REALTY INVESTMENTS	OH 6733	CENTRAL PARK, LTD.	EI	0.	COMPLETE
HONG KONG	WARICK HOTEL	NY 7011	DEACON CHIU	RE	0.	COMPLETE
HUNGARY	KURT ORBAN CO'S J.V.	NJ 5614	TAURUS GUMIGYAR	JV	0.	COMPLETE
INDIA	STATE BANK OF INDIA (BROADWAY)	NY 60	INDIA, GOV'T. OF	OT	0.	COMPLETE
ISREAL	ELSCINT LTD	MA 3841	ELSCINT LTD	NP	0.	COMPLETE
ISREAL	ISRAEL DISCOUNT BANK, LTD.	FL 60	ISRAEL DISCOUNT BANK, LTD.	OT	0.	COMPLETE
ISREAL	PFIZER MEDICAL SYSTEMS	NY 3841	ELSCINT LTD.	AM	0.	PENDING
ISREAL	TRAFALGAR INDUSTRIES INC.	NY 3581	ALEXANDER GOREN	AM	0.	PENDING
ISREAL	UNITED MIZRAHI BANK, LTD.	CA 60	UNITED MIZRAHI BANK, LTD.	OT	0.	COMPLETE
ITALY	425 EAST 61ST STREET	NY ****	UNIDENTIFIED	RE	15.0	COMPLETE
ITALY	AEGEN INT'L INC.	NY 63	ASSICURAZIONE GENERALI	JV	0.	COMPLETE
ITALY	AMERICAN EXPORT INT'L INC	NY 4411	IMMOBILIARE SVILUPPO INDUS. SPA	AM	7.0	COMPLETE
ITALY	BALCONI	NY 5084	BALCONI PRESSEAUTOMATICHE	OT	0.	PENDING
ITALY	BANCA NAZIONALE DELL' AGRICOLTURA	NY 60	BANCA NAZIONALE DELL' AGRICOLTURA	OT	0.	COMPLETE
ITALY	BONETTI STEEL INC.	NY 5084	BONETTI ACCIAI	OT	0.	COMPLETE
ITALY	COMPUSCAN INC.	NJ 3573	OLIVETTI FAMILY	AM	4.0	COMPLETE
ITALY	CUGHER INC.	MN 5084	CUGHER SERIGRAFIA SRL	OT	0.	COMPLETE
ITALY	DATA TERMINAL SYSTEMS	MA 3573	OLIVETTI FAMILY	AM	10.0	COMPLETE

ITALY	DOCUTEL CORP.	TX 3573	OLIVETTI FAMILY	EI	7.2	COMPLETE
ITALY	ENOXY	KY 1211	ITALY, GOVT OF	JV	375.0	COMPLETE
ITALY	FAMOLARE SHOE CO.	NY 3141	JOSEPH FAMOLARE	NP	0.	COMPLETE
ITALY	FARE SPA	NY 3843	FARE SPA	NP	0.	PENDING
ITALY	FIRST LOS ANGELES BANK	CA 602	ISTITUTO BANCARIO SAN PAOLODI TORINO	AM	60.0	PENDING
ITALY	FOWLES GRAIN CO'S ELEVATOR	MO 5153	ITALGRANI S.P.A.	PE	15.0	COMPLETE
ITALY	IL PROGRESSO	NJ 2711	PIERO PIRRI ARDIZZONE ET AL	AM	1.0	COMPLETE
ITALY	ITALGRANI GRAIN ELEVATORS	MN 4221	ITALGRANI	AM	20.0	COMPLETE
ITALY	ITALIAN AEROSPACE INDUSTRIES	5088	ISTITUTO PERLA RICOSTRUZIONE	OT	0.	PENDING
ITALY	LAZZARONI'S BAKERY	NY 2052	D. LAZZARONI & CO.	NP	2.5	COMPLETE
ITALY	LITCO BANCORP	NY 602	BANCA COMMERCIALE ITALIANA	AM	93.0	PENDING
ITALY	MARAZZI CERAMICS	TX 3251	MARAZZI CERAMICHE	NP	0.	COMPLETE
ITALY	MARAZZI CERAMICS	TX 3253	MARAZZI CERAMISCHE	OT	0.	PENDING
ITALY	MIAMI PARK	FL 7011	UNIDENTIFIED	RE	0.	COMPLETE
ITALY	ORJ MECCANICA USA	CA 3911	FERNINANDO GROTTO	NP	0.	COMPLETE
ITALY	SAVIN OLIVETTI CORP.	NY 3552	OLIVETTI FAMILY	JV	0.	COMPLETE
ITALY	SOLAREX CORP.	MD 3674	ENI	AM	0.	COMPLETE
JAPAN	100 BROADWAY	NY ****	HONZOWA	RE	28.8	COMPLETE
JAPAN	1500-1520 WILSHIRE	CA ****	TOKIO MARINE MGT.	RE	5.5	COMPLETE
JAPAN	AIWA AMERICA INC.	CA 5064	AIWA CO. LTD.	OT	0.	COMPLETE
JAPAN	ALEPH INTL INC.	CA 5063	NIPPON ALEPH CORP.	OT	0.	PENDING
JAPAN	ALPH BIOCHEMICALS CORP.	WA 2048	KANEGAFUCHI CHEMICAL INDUSTRY CO.LTD.	OT	3.5	COMPLETE
JAPAN	ALPHA BIOCHEMICAL CO.	WA 2834	KANEGAFUCHI CHEMICAL CO LTD	NP	3.5	COMPLETE
JAPAN	AMANO INT'L ENZYME CO INC	VA 2869	AMANO PHARMACEUTICAL CO LTD	JV	0.	COMPLETE
JAPAN	AMERICAN HONDA MOTOR CO.	CA 5013	HONDA MOTORS CO. LTD	NP	8.9	PENDING
JAPAN	AMERICAN RETORT CORP.	TX 2034	NISSIN FOOD PRODUCTS CO.	JV	1.0	PENDING
JAPAN	AMSNACK INC.	CA 2052	SOICHI YAMADA	NP	0.	COMPLETE
JAPAN	ANJO CORP.	CA 7629	NIPPON ELECTRIC CO. LTD.	OT	0.	COMPLETE
JAPAN	ARAYA INDUSTRIAL CO.	5041	ARAYA INDUSTRIAL CC. LTD	OT	0.	PENDING
JAPAN	ASAHI TSUSHIN ADVERTISING	CA 7311	ASAHI TSUSHIN ADVERTISING	OT	0.	COMPLETE
JAPAN	BELLEMAR PARTS INDUSTRIES	OH 3714	HONDA MOTOR CO. LTD	NP	3.0	COMPLETE
JAPAN	CAL-MAINE FOODS INC.	FL 0252	NETSUI & CO. LTD.	AM	0.	COMPLETE
JAPAN	CALSONIC INC.	CA 3585	NISSAN MOTOR CO. LTD.	NP	0.	COMPLETE
JAPAN	CENTRAL AID AMERICA INC.	NY 7369	CHUO TSUSHIN AID CO.	OT	0.	COMPLETE
JAPAN	CHICKSHA COTTON OIL CO.	TX 2074	TOYO MENKA KAISHA LTD.	AM	30.0	COMPLETE
JAPAN	CHINO COPPER MINES	NM 1021	MITSUBISHI CORP	JV	201.0	COMPLETE
JAPAN	CHOU-YUKA USA CORP.	5161	MITSUBISHI PETROCHEMICAL CO. LTD.	NP	0.	COMPLETE
JAPAN	COAL MINE	AK 1211	NISSHO IWAI CO.LTD	NP	0.	COMPLETE
JAPAN	COAST TRADING CO	OR 5153	SUMITOMO CORP	AM	0.	COMPLETE
JAPAN	COLES EGG FARM INC.	VA 0252	MITSUI & CO. LTD.	AM	0.	COMPLETE
JAPAN	CONCISE CASTING CORP	CA 3361	HITACHI LTD	AM	0.	COMPLETE
JAPAN	CONDOMINIUM	FL ****	NICHMEN CO.INC	RE	0.	PENDING
JAPAN	CONDOMINIUM	CA ****	SUMITOMO BANK	RE	0.	COMPLETE
JAPAN	COOL WATER COAL GASIFICATION PROJECT	CA 2999	TOKYO ELECTRIC POWER CO INC ET AL	JV	30.0	PENDING
JAPAN	COSINA AMERICA INC	CA 5043	COSINA CAMERA OF JAPAN	OT	0.	COMPLETE
JAPAN	CROTON EGG FARM	OH 0252	MITSUI & CO. LTD.	AM	0.	COMPLETE
JAPAN	CTY INC	CA 3675	TAIYO YUEN CO. LTD	OT	1.8	COMPLETE
JAPAN	DAI-ICHI KANGYO BANK	IL 60	DAI-ICHI KANGYO BANK, LTD	OT	0.	PENDING
JAPAN	DAIHATSU DIESEL USA	NY 5084	DAIHATSU DIESEL MFG. CO. LTD.	OT	0.	COMPLETE
JAPAN	DAIWA CC.	CA 5041	DAIWA SPORTING GOODS CO. LTD.	NP	0.	COMPLETE
JAPAN	DIAMOND SHAMROCK'S 3 PLANTS	KY 2812	MITSUI & CO LTD	AM	15.0	COMPLETE
JAPAN	DIAMOND SHAMROCK'S ANIMAL NUTRITION CIV.	AR 2047	MITSUI & CO. LTD.	AM	0.	COMPLETE
JAPAN	DIAMOND SHAMROCK'S ANIMAL NUTRITION CIV.	CA 2047	MITSUI & CO. LTD.	AM	0.	COMPLETE
JAPAN	DIAMOND SHAMROCK'S ANIMAL NUTRITION CIV.	KY 2048	MITSUI & CO. LTD.	AM	15.0	COMPLETE



JAPAN	DIESEL KIKI USA CO. LTD.	CA 5084	DIESEL KIKI CO. LTC.	OT	0.	COMPLETE
JAPAN	EBARA INTL.	CA 5084	EBARA CORP.	OT	0.	COMPLETE
JAPAN	EHRENREICH PHOTO-OPTICAL INC.	NY 5043	NIPPON KOGKU KK	EI	16.8	COMPLETE
JAPAN	EISAI USA INC	CA 2834	EISAI CO LTD	NP	0.	COMPLETE
JAPAN	EMERSERV PRODUCTS INC-MITSUBISHI JV	UT 3317	ITSUBISHI CORP	JV	1.3	PENDING
JAPAN	ERIE TECHNOLOGY PRODUCTS INC.	PA 3679	MURATA MANUFACTURING CO.LTD	PE	6.0	PENDING
JAPAN	EKKON CORP'S OPTICAL INFORMATION SYSTEMS	NY 3832	ITSUBISHI CHEMICAL INDUSTRIES	AM	7.0	COMPLETE
JAPAN	FIRESTONE WIRE & CABLE CO.	KY 3496	TOKYO ROPE CO ET AL	AM	10.0	COMPLETE
JAPAN	FUJISAWA SMITHKLINE CORP	PA 5122	FUJISAWA PHARMACEUTICAL CO. LTD	JV	0.	COMPLETE
JAPAN	FUJITEC CO.	OH 3534	FUJITEC CO. LTD	NP	30.0	PENDING
JAPAN	FUJITSU	CA 3674	FUJITSU LTD.	NP	20.0	COMPLETE
JAPAN	FUJITSU MICRO ELECTRONICS INC.	CA 3662	FUJITSU LTD.	OT	0.	COMPLETE
JAPAN	FUTABA AMERICA	CA 3931	FUTABA CORP	NP	0.	COMPLETE
JAPAN	GAF CORP'S X-RAY DIV	NY 3861	ITSUBISHI CHEMICAL INDUSTRIES LTD	AM	3.5	COMPLETE
JAPAN	HALEKULANI HOTEL	HA 7011	ITSUI REAL ESTATE CORP	RE	0.	COMPLETE
JAPAN	HAND, T. A. INC.	CA 3674	SHOWA MUSEN KOGYO CO. LTD.	AM	.3	COMPLETE
JAPAN	HARNISCHFEGER CORP.	WI 3531	KOBE STEEL LTD.	AM	26.0	COMPLETE
JAPAN	HITACHI CONSUMER PRDTS. OF AMERICA	CA 3651	HITACHI LTD.	NP	0.	PENDING
JAPAN	HITACHI MICRO SYSTEMS INTL. INC.	CA 3621	HITACHI LTD.	OT	.1	COMPLETE
JAPAN	HOKURIKU BANK, LTD.	NY 60	HOKURIKU BANK, LTD.	OT	0.	COMPLETE
JAPAN	HONDA PARTS OF AMERICA	OH 3714	HONDA MOTORS CO. LTD	NP	0.	COMPLETE
JAPAN	HOTEL DEVELOPMENT	HA 7011	HASEGAWA KOMUTEN CO, LTD	RE	0.	COMPLETE
JAPAN	HOUSE FOOD INDUSTRIAL CO. LTD	CA 2098	HOUSE FOOD INDUSTRIAL CO. LTD.	OT	0.	PENDING
JAPAN	ICHIKAWA INC	5133	ICHIKAWA WOOLEN TEXTILE CO	NP	0.	PENDING
JAPAN	ITT CONTINENTAL BAKING CO'S PLANT	HA 2051	DAIICHIYA BAKING CORP.	AM	4.6	PENDING
JAPAN	JAPAN COAL DEV. DORCHESTER COAL JV	CO 1211	JAPAN COAL DEVELOPMENT CO	JV	1.0	PENDING
JAPAN	JERSEY COAST EGG PRODUCERS INC.	NJ 5144	ITSUI & CO. LTD.	AM	0.	COMPLETE
JAPAN	JEURO CONTAINER TRANSPORT INC	4411	JEURO CONTAINER TRANSPORT INC	NP	0.	COMPLETE
JAPAN	JOHN WEATHERHILL INC.	TX 2731	TANKOSHA	AM	0.	COMPLETE
JAPAN	JOSEPH FULLER & CO INC	IL 5051	NISSHO- IWAI CO. LTD	AM	0.	PENDING
JAPAN	KAGA INC.	CA 5065	KAGA TSUSHIN KOGYO CO. LTD.	OT	0.	COMPLETE
JAPAN	KAWAHARA ELECTRICAL CORP	NY 5719	NISSHO IWAI CO. LTD	OT	0.	COMPLETE
JAPAN	KOK INTL INC.	IL 5084	THE BANK OF TOKYO LTD.	OT	1.0	COMPLETE
JAPAN	KIKUSUI INTL CORP.	CA 3825	KIKUSUI ELECTRONICS CORP.	PE	0.	PENDING
JAPAN	KOITI-WMI	3647	KOITI MFG. CO. LTD.	NP	0.	PENDING
JAPAN	KUBOTA AMERICA CORP.	NY 5084	KUBOTA LTD.	OT	0.	COMPLETE
JAPAN	KURAKI AMERICA CORP.	TX 5084	KURASHIKI MACHINERY CO. LTD.	OT	0.	COMPLETE
JAPAN	LAND	TX ****	UNIDENTIFIED	RE	0.	COMPLETE
JAPAN	LEBLOND INC.	OH 3541	TSUNEZO MAKINO	AM	0.	COMPLETE
JAPAN	LONG BEACH COAL PROJECT	CA 5052	C. ITOH & CO. LTD	JV	67.5	COMPLETE
JAPAN	MANUFACTURERS BANK	CA 602	ITSUI BANK, LTD.	AM	0.	COMPLETE
JAPAN	MARUI CO. LTD	3714	MARUI CO. LTD.	NP	0.	PENDING
JAPAN	MATERIAL PROGRESS CORP.	CA 3647	SHOWA JENKO KK	AM	4.3	COMPLETE
JAPAN	MAZDA NORTH AMERICA INC	CA 5012	TOYO KOGYO CO. LTD.	NP	0.	COMPLETE
JAPAN	MEMOREX DIC CORP	CA 2865	DAINIPPON INK AND CHEMICALS INC	AM	0.	COMPLETE
JAPAN	MEMOREX DIC CORP	CA 5161	DAINIPPON INK & CHEMICAL INC	JV	5.0	COMPLETE
JAPAN	MHI CORRUGATING MACHINERY CO.	MD 5084	ITSUBISHI HYV INDUS. & ITSUI & CO. LTD	OT	1.0	COMPLETE
JAPAN	MIVOLTA CAMERA CO.	CA 3861	MIVOLTA CAMERA CO. LTD.	NP	0.	PENDING
JAPAN	MIPRO-MANUFACTURING IMPORT PROMOTION	DC 7392	JAPAN, GOVT. OF	OT	0.	COMPLETE
JAPAN	ITSUBISHI CHEMICAL INDUSTRIES INC	NY 6711	ITSUBISHI CHEMICAL INDUSTRIES LTD	NP	3.0	COMPLETE
JAPAN	ITSUBISHI CONSUMER ELECTRONICS AMERICA	CA 3674	ITSUBISHI ELECTRIC CORP.	NP	0.	PENDING
JAPAN	ITSUBISHI INATL CORP	CO 5051	ITSUBISHI CORP	OT	0.	COMPLETE
JAPAN	ITSUBISHI MOTOR SALES OF AMERICA	CA 5012	ITSUBISHI HEAVY INDUSTRIES	OT	14.0	COMPLETE
JAPAN	ITSUI WAREHOUSE CO.	NY 4225	ITSUI WAREHOUSE CO. LTD	NP	0.	PENDING

JAPAN	MIYAGAWA USA CORP	CA 5043	MIYAGAWA DENGU LTD	OT	0.	COMPLETE
JAPAN	MORI SEIKI CO.	TX 5084	MORI SEIKI CO.LTD.	OT	0.	PENDING
JAPAN	MULTI-USE PROJECT	MN ****	DAI-ICHI MUTUAL-LIFE / KAJIMA CORP.	RE	79.0	COMPLETE
JAPAN	MUNSINGWEAR INC	MN 2341	TOYOBO CO.	AM	12.5	COMPLETE
JAPAN	MUSASHI PRECISION INDUSTRY CO.	MI 3714	MUSASHI PRECISION INDUSTRY LTD	NP	.2	COMPLETE
JAPAN	MUTSUKI CORP	CT 3079	MUTSUKI CORP	NP	0.	PENDING
JAPAN	MYCOM CORP.	CA 3563	MAEKAWA MFG. CO. LTD.	NP	0.	COMPLETE
JAPAN	NEC ELECTRONICS USA	CA 3674	NIPPON ELECTRIC CO.LTD.	NP	100.0	PENDING
JAPAN	NHK SPRING CO-HOESCH JV	3493	NHK SPRING CO LTD	NP	0.	PENDING
JAPAN	NICHIMO NORTHWEST INC	WA 2298	NICHIMO CO LTD	JV	0.	COMPLETE
JAPAN	NICHIRO KOGYO CO.	5084	NICHIRO KOGYO CO.	OT	0.	PENDING
JAPAN	NIKKO WOLVELINE INC	MI 3356	NIPPON MINING CO LTD ET AL	JV	3.6	PENDING
JAPAN	NIKON INC.	NY 5043	NIPPON KOGAKU KK	OT	0.	COMPLETE
JAPAN	NIPPON GAKKI STUDIO	CA 7399	NIPPON GAKKI CO. LTD	OT	1.1	COMPLETE
JAPAN	NIPPONDENSO INC.	CA 5013	NIPPONDENSO CO. LTD.	OT	0.	COMPLETE
JAPAN	NISSAN DESIGN INTL INC.	CA 7545	NISSAN MOTOR CO. LTD.	NP	0.	COMPLETE
JAPAN	NISSAN MOTOR MANUF. CORP USA	TN 3711	NISSAN MOTOR CO. LTD	NP	500.0	COMPLETE
JAPAN	NISSAN USA	OH 5012	NISSAN MOTOR CO. LTD.	OT	0.	COMPLETE
JAPAN	NKK SWITCHES OF AMERICA INC.	AZ 3613	NIHON KAIHEIKI INDUSTRIAL CO LTD	OT	.2	COMPLETE
JAPAN	NOMURA COMPUTER SYSTEMS CO.	NY 73	36	OT	0.	COMPLETE
JAPAN	NORTH AMERICAN BRINE RESOURCES	OK 2815	HITSUI & CO. LTD	JV	0.	COMPLETE
JAPAN	NORTHWESTERN INDUSTRIES INC	WA 3211	CENTRAL GLASS CO. LTD	PE	0.	COMPLETE
JAPAN	OFFICE BUILDING	HA ****	SUMITOMO CORP.	RE	0.	COMPLETE
JAPAN	OFFICE PROJECT	OR ****	MITSUBISHI ESTATE, LTD; MEIJI LIFE	RE	0.	COMPLETE
JAPAN	OKJMA MACHINERY CO.	NY 3541	TAKEO JKUMA	NP	0.	PENDING
JAPAN	OSAKA TITANIUM CO. LTD.	CA 5065	OSAKA TITANIUM CO. LTD.	OT	0.	PENDING
JAPAN	OSAWA & CO. USA INC	NY 5042	J OSAWA & CO. LTD	NP	0.	COMPLETE
JAPAN	PACE PRODUCTS INC	TX 3494	FUJI KOKI MFG CO. LTD	JV	0.	COMPLETE
JAPAN	PACIFIC CITY BANK	CA 602	SUMITOMO TRUST AND BANKING CO. LTD.	AM	14.0	PENDING
JAPAN	PAV OCEAN BUILDING	NY ****	NIPPON LIFE INSURANCE CO, LTD	RE	0.	COMPLETE
JAPAN	PANAFAX CORP.	NY 7375	MATSUSHITA ELECTRIC INDUSTRIAL CO.	PE	2.7	PENDING
JAPAN	PHONE MATE INC.	CA 3661	ASAHI CORP.	AM	.4	COMPLETE
JAPAN	PRIMO LTD.	TX 3661	PRIMO LTD.	NP	0.	COMPLETE
JAPAN	PJLSAR TIME INC.	NJ 5094	SFIKO-K HATTORI & CO. LTD	OT	7.0	COMPLETE
JAPAN	RE DEVELOPMENT PROJECT	MN ****	DAI-ICHI MUTUAL LIFE/KAJIMA CORP	RE	0.	COMPLETE
JAPAN	RESIDENTIAL DEVELOPMENT	MD ****	ACKI CONSTRUCTION, LTD	RE	0.	COMPLETE
JAPAN	RETAIL SYSTEMS DIV.	IL 5081	GMRON TATEISI ELECTRONICS CO.	OT	0.	COMPLETE
JAPAN	RICOH OF AMERICA INC.	NJ 3574	RICOH CO. LTD.	OT	0.	PENDING
JAPAN	RIKEN AMERICA CORP	CA 5014	OKAMOTO RIKEN GOMU CO	NP	0.	PENDING
JAPAN	RYOBI AMERICA INC.	IL 5084	RYOBI LTD.	NP	0.	COMPLETE
JAPAN	S.C. BARTLETT'S ELEVATOR	IL 5153	TOYO MENKA KAISHA LTD	AM	1.5	PENDING
JAPAN	SANRIO INC.	CA 5945	HEIBONSHA LTS.	OT	.8	COMPLETE
JAPAN	SASHEO CORP AMERICA	NM 5812	JAPAN STEEL TOWER CO. LTD	JV	0.	PENDING
JAPAN	SATORU ELECTRIC OF AMERICA	CA 5065	SATORU ELECTRIC CORP.	OT	0.	COMPLETE
JAPAN	SEABOARD FOODS INC.	MS 0259	HIYOKO-NO-ISE CO.	JV	0.	COMPLETE
JAPAN	SEABOARD-HILLENDALE INC.	FL 0252	MITSUI & CO. LTD.	AM	0.	COMPLETE
JAPAN	SEAWINOS	FL ****	KAJIMA CORP/NICHIMEN CORP.	RE	50.0	COMPLETE
JAPAN	SHIKOKU CHEMICAL CORP	CA 5161	SHIKOKU CHEMICAL CORP	NP	0.	COMPLETE
JAPAN	SHIMADZU SCIENTIFIC INSTRUMENTS	MD 3823	SHIMADZU SEISAKUSHO LTD	PE	1.9	PENDING
JAPAN	SHINTECH INC	TX 2821	SHIN-ETSU CHEMICAL CO LTD.	PE	0.	COMPLETE
JAPAN	SHISEIDO COSMETICS (AMERICA) INC.	NJ 2844	SHISEIDO CO	NP	0.	COMPLETE
JAPAN	SHISEIDO COSMETICS USA	CA 5999	SHISEIDO CO. LTD	OT	0.	COMPLETE
JAPAN	SMC PNEUMATICS INC.	IN 3822	SHOKETSU KINZOKU KOGYO CO.LTD	PE	0.	PENDING
JAPAN	SONY CONSUMER ELECTRONICS LAB (SOCEL)	NJ 3662	SONY CORP.	NP	0.	COMPLETE

JAPAN	SONY CORP. OF AMERICA	SC 3651	SONY CORP.	NP	20.0	PENDING
JAPAN	SOUTHWEST SUBARU STAR CORP.	TX 5612	FUJI HEAVY INDUSTRIES LTD	AM	5.9	PENDING
JAPAN	STANLEY ELECTRIC U.S. CO.	OH 3641	STANLEY ELECTRIC CO. LTD.	NP	5.0	COMPLETE
JAPAN	SUBARU OF AMERICA INC.	NJ 5612	FUJI HEAVY INDUSTRIAL	EI	.7	COMPLETE
JAPAN	SUBARU ATLANTIC INC.	MD 5613	FUJI HEAVY INDUSTRIES LTD	OT	1.5	PENDING
JAPAN	SUMIDEN WIRE PRODUCTS CORP	CA 3496	SUMITOMO ELECTRIC INDUSTRIES ET AL	PE	0.	PENDING
JAPAN	SUMITOMO ELECTRIC INDUSTRIES LTD.	IL 3541	SUMITOMO ELECTRIC INDUSTRIES LTD	NP	0.	PENDING
JAPAN	SUMITOMO'S GRAIN FACILITY	WA 4221	SUMITOMO CORP.	JV	0.	COMPLETE
JAPAN	SUMITOMO PLASTICS AMERICA INC.	CA 5161	SUMITOMO BAKELITE CO LTD.	NP	0.	COMPLETE
JAPAN	SUN HARBOR INDRSTRIES & CARIBE IAC.	CA 2091	MITSUBISHI CORP.	AM	0.	COMPLETE
JAPAN	SURFSIDE DATSUN	CA 5511	SAITAMA NISSAN MOTOR SALES CO.	PE	2.7	COMPLETE
JAPAN	SUZUKI INTL. INC.	CA 5613	SUZUKI MOTOR CO. LTD.	OT	8.0	COMPLETE
JAPAN	T N S MILLS INC.	SC 2281	TSUZUKI SPINNING CO.	NP	10.0	PENDING
JAPAN	TAKABEN INTL.	CA 5812	TAKASAKI BENTO	OT	0.	COMPLETE
JAPAN	TEVPROK-NIPPON	CA 3569	NIPPON AUTOMATIC FINE MACHINERY CO.	JV	.3	PENDING
JAPAN	TEXASGULF INC'S JOINT VENTURE	TX 2812	TOYO SODA MFG. CO. LTD.	JV	0.	PENDING
JAPAN	THIN FILM TECHNOLOGY CORP.	MN 3674	THE SUSUMU CO. LTD.	NP	1.0	PENDING
JAPAN	TOKYJ CAR CORP.	3743	TOKYU CORP	NP	0.	PENDING
JAPAN	TOMCO ENERGY DEVELOPMENT	DE 1311	MARUBENI CORP	OT	.1	COMPLETE
JAPAN	TOSHIBA AMERICA INC.	TN 3631	TOSHIBA CO. LTD.	PE	5.0	COMPLETE
JAPAN	TOSHIBA SEMICONDUCTOR (USA) INC.	CA 3674	TOKYO SHIBURA ELECTRIC CO. LTD.	PE	0.	COMPLETE
JAPAN	TOWNHOUSE COMPLEX	CA ****	SUMITOMO REALTY CO	RE	0.	COMPLETE
JAPAN	TOWNHOUSES	CA ****	SUMITOMO REALTY	RE	0.	COMPLETE
JAPAN	TOYODA AUTOMATIC LOOM WORKS	NC 5624	TOYODA AUTOMATIC LOOM WORKS CO LTD.	OT	0.	PENDING
JAPAN	TOYOJAMCO USA	PA 3552	JAPAN AUTOMATIC MACHINE CO. LTD	NP	.9	PENDING
JAPAN	TOYOMENKA AMERICA INC	TX 2821	TOYO MENKA KAISHA LTD	NP	0.	PENDING
JAPAN	TOYOTA MOTOR SALES	OH 5014	TOYOTA MOTOR SALES CO. LTD	OT	9.0	COMPLETE
JAPAN	U.S. AMADA LTD	CA 5084	AMADA CO. LTD.	OT	0.	COMPLETE
JAPAN	UDA PEARL CO.	TN 0919	UDA PEARL CO. LTD.	NP	0.	PENDING
JAPAN	USR CHEMICAL PRODUCTS INC.	NJ 2819	MITSUBISHI CHEMICAL INDUSTRIES LTD	AM	2.3	COMPLETE
JAPAN	WATERFIELD CO.	CA 7372	K. K. ASHISUTO	PE	0.	PENDING
JAPAN	YAMATO TRANSPORT USA INC	IL 4712	YAMATO TRANSPORT CO LTD	NP	0.	COMPLETE
JAPAN	YAMAZAKI MACHINERY CORP.	CT 5084	TERUHIKO YAMAZAKI	OT	0.	COMPLETE
JAPAN	YAMAZAKI MACHINERY CORP.	KY 5084	TERUHIKO YAMAZAKI	PE	2.5	PENDING
JAPAN	YAMAZEN CO.	IL 5084	YAMAZEN CO. LTD.	OT	0.	PENDING
JAPAN	YAMAZEN CO.	CA 5084	YAMAZEN CO. LTD.	OT	0.	PENDING
JAPAN	YAMAZEN CO.	TX 5084	YAMAZEN CO. LTD.	OT	0.	COMPLETE
JAPAN	YANMAR AMERICA CORP.	IL 5684	YANMAR DIESEL ENGINE CO. LTD.	OT	1.0	COMPLETE
JAPAN	YAZAKI PARTS USA	3714	YAZAKI CORP	NP	0.	PENDING
JAPAN	YUSEN AIR & SEA SERVICE PACIFIC CO	HA 4723	NIPPON YUSEN KAISHA	NP	.1	COMPLETE
JAPAN	ZEN-NOH GRAIN CORP	LA 4221	ZEN-NOH AGRICULTURAL CO-OPERATIVE	NP	90.0	COMPLETE
KOREA, REPUBLIC OF	COMMERCIAL BANK OF KOREA, LTD.	IL 66	COMMERCIAL BANK OF KOREA, LTD.	OT	0.	COMPLETE
KOREA, REPUBLIC OF	GOLD STAR OF AMERICAN INC	AL 3651	LUCKY GROUP	NP	5.0	COMPLETE
KOREA, REPUBLIC OF	HANJIN CONTAINER LINES LTD	NY 4411	HANJIN CONTAINER LINES LTD	NP	0.	COMPLETE
KOREA, REPUBLIC OF	KOREA EXCHANGE BANK	WA 60	KOREA EXCHANGE BANK	OT	0.	COMPLETE
KOREA, REPUBLIC OF	OCEAN HOTEL	FL 7011	QUASIM AL ZAYANI	RE	0.	COMPLETE
KOREA, REPUBLIC OF	SAMSUNG ELECTRONICS AMERICA	CA 3585	SAMSUNG ELECTRON DEVICES CO. LTD.	NP	0.	PENDING
KOREA, REPUBLIC OF	THE WASHINGTON TIMES	DC 2711	SUN MYUNG MOON	NP	0.	PENDING
KUWAIT	AZL RESOURCES INC-KUWAIT PETROLEUM JV	AZ 1311	KUWAIT, GOVT OF	JV	50.0	PENDING
KUWAIT	HAWAIIAN INDEPENDENT REFINERY INC	HA 2911	KUWAIT, GOVT OF	JV	185.0	PENDING
KUWAIT	HOTEL STADLER	NY 7011	HAMAD ANTIGUI ETAL	RE	0.	COMPLETE
KUWAIT	HOTEL STADLER	NY 7011	HAMAD ANTIGUI ET AL	RE	9.0	COMPLETE
KUWAIT	INDEPENDENT REFINING CORP'S REFINERIES	TX 2911	UNIDENTIFIED INVESTORS	AM	0.	COMPLETE
KUWAIT	LAND	CA ****	ABID ABLAHAD	RE	0.	COMPLETE

KUWAIT	SANTA FE INTERNATIONAL CORP	CA 1381	GOVT OF KUWAIT	AM	2500.8	COMPLETE
KUWAIT	UNI INTERNATIONAL CORP	TX 2511	UNIDENTIFIED INVESTORS	AM	0.	COMPLETE
LAOS	OFFICE BLDG.	FL ****	UNIDENTIFIED	RE	0.	COMPLETE
LIBERIA	300 N.W. 12TH AVENUE	FL ****	ARGYRO SHIPPING CORP.	RE	.3	COMPLETE
LIBERIA	HORSE FARMS	KY 0272	FLAXMAN HOLDINGS INC.	AM	4.5	COMPLETE
LIBERIA	LAND	FL ****	EASTERN STEAMSHIP LINES INC.	RE	.4	COMPLETE
LIBERIA	LAND	FL ****	KARISTOS SHIPPING CORP	RE	0.	COMPLETE
LIECHTENSTEIN	BOATYARD AND MARINA	FL ****	QUANDAR ANSTALT	RE	.6	COMPLETE
LUXEMBOURG	LAND	TX ****	ICH DEVELOPMENT, S.A.	RE	1.0	COMPLETE
LUXEMBOURG	MISTER MINT CENTERS	NC 7251	MINT INTL SA	JV	0.	PENDING
LUXEMBOURG	REEVES COMMUNICATIONS CORP.	NY 7814	MUSEX SA	AM	0.	COMPLETE
LIBYA	PEOPLES COMMITTEE FOR LIBYAN STUDENTS	VA 7392	LIBYA, GOVT. OF	OT	0.	COMPLETE
MEXICO	BANCO INTERNATIONAL SA	NY 60	BANCO INTERNACIONAL SA	OT	0.	COMPLETE
MEXICO	BANCO MEXICANO SA	NY 60	BANCO MEXICANO SA	OT	0.	COMPLETE
MEXICO	MULTI-USE PROJECT	TX ****	UNIDENTIFIED	RE	0.	COMPLETE
MALAYSIA	BAKERSPORT PROJECT	TX 4469	PROMET BHO	AM	21.6	COMPLETE
MALAYSIA	LERNER LABORATORIES INC	CT 3841	MULTI-PURPOSE HOLDINGS BHD	AM	0.	COMPLETE
MALAYSIA	NORTEL LTD	CA 8911	NORTEL LTD	NP	0.	COMPLETE
MALAYSIA	PAGE AIRWAYS INC	NY 5599	MALAYSIA, GOVT. OF	AM	67.6	COMPLETE
NETHERLANDS	ANTILLES1000 E. LAS OLAS BLVD	FL ****	MCINTYRE, N.V.	RE	1.8	COMPLETE
NETHERLANDS	ANTILLES1025 KANE CONCOURSE	FL ****	OPARK LANE, N.V.	RE	1.9	COMPLETE
NETHERLANDS	ANTILLES1200 EUCLID AVENUE	FL ****	LUCRE, N.V.	RE	.7	COMPLETE
NETHERLANDS	ANTILLES1625 N BAY CAUSEWAY	FL ****	TOBMON N.V.	RE	.7	COMPLETE
NETHERLANDS	ANTILLES2141 N.W. 72ND AVENUE	FL ****	BERINVEST, N.V.	RE	0.	COMPLETE
NETHERLANDS	ANTILLES2401 ATLANTIC BLVD	FL ****	SUNNYVALE CORP. N.V.	RE	1.5	COMPLETE
NETHERLANDS	ANTILLES241 SEVILLA AVENUE	FL ****	COLUNA PROPERTIES N.V.	RE	1.2	COMPLETE
NETHERLANDS	ANTILLES2570 UNVESRSITY DRIVE	FL ****	GLOJO HOLDINGS N.V.	RE	.8	COMPLETE
NETHERLANDS	ANTILLES300 SEVILLA AVENUE	FL ****	TABLETON N.V.	RE	3.1	COMPLETE
NETHERLANDS	ANTILLES3200 COLLINS AVENUE	FL ****	GRIMSBY REALTY, N.V.	RE	0.	COMPLETE
NETHERLANDS	ANTILLES330 N. ANDREWS AVENUE	FL ****	VISARO N.V.	RE	0.	COMPLETE
NETHERLANDS	ANTILLES3530 CORAL WAY	FL ****	MATTHEW., N.V.	RE	1.4	COMPLETE
NETHERLANDS	ANTILLES410 WEST 41ST STREET	NY ****	ALLADIN N.	RE	1.1	COMPLETE
NETHERLANDS	ANTILLES6250 S.W. 40TH STREET	FL ****	TRAVIATA N.V.	RE	.6	COMPLETE
NETHERLANDS	ANTILLES6290 BIRD ROAD	FL ****	TRAVIATO N.V.	RE	.4	COMPLETE
NETHERLANDS	ANTILLES701 LINCOLN MALL	FL ****	CORDILLA PROPERTIES N.V.	RE	1.1	COMPLETE
NETHERLANDS	ANTILLES720 N. POST OAK	TX ****	LODEWIJK CORP. N.V.	RE	8.0	COMPLETE
NETHERLANDS	ANTILLES730 FIFTH AVE	NY ****	LASTURA CORP. N.V.	RE	51.0	COMPLETE
NETHERLANDS	ANTILLES8670 CORAL WAY	FL ****	PALMVIEW PROPERTIES, N.V.	RE	1.3	COMPLETE
NETHERLANDS	ANTILLES909 MERIDIAN AVENUE	FL ****	JAGADO INVESTMENT, N.V.	RE	.5	COMPLETE
NETHERLANDS	ANTILLES930-40 LINCOLN RD.	FL ****	STALMER CORP N.V.	RE	.7	COMPLETE
NETHERLANDS	ANTILLES9608 FOUNTAINBLEAU BLVD	FL ****	CANTON DEVELOPMENT CORP N.V.	RE	2.6	COMPLETE
NETHERLANDS	ANTILLES985 S.W. EIGHT STREET	FL ****	PUNTA GORDA DEVELOPMENT N.V.	RE	.4	COMPLETE
NETHERLANDS	ANTILLESBAVALON HOTEL	FL 7011	INVERSIONES INVESTMENT CORP	RE	.7	COMPLETE
NETHERLANDS	ANTILLESBAY DRIVE PROPERTY	FL ****	STORTFORD N.V.	RE	1.2	COMPLETE
NETHERLANDS	ANTILLESBERNARDO PLAZA	CA ****	TRAVELERS-AMERICAN PROPERTIES, N.V.	RE	1.7	COMPLETE
NETHERLANDS	ANTILLESBUCKLEY BLDG	TX ****	CASIQURAN CORP. N.V.	RE	3.4	COMPLETE
NETHERLANDS	ANTILLESCARIBBEAN TOWERS	FL ****	FIREWATER CO., N.V.	RE	5.7	COMPLETE
NETHERLANDS	ANTILLESCOCONUT BAY APARTMENTS	FL ****	MATCH INVESTMENTS, N.V.	RE	3.1	COMPLETE
NETHERLANDS	ANTILLESCOMMERCIAL BLDG	FL ****	DAMARA INC., N.V.	RE	.4	COMPLETE
NETHERLANDS	ANTILLESCONCORD WOOD VILLAGE TOWN HOMES	FL ****	ALPIEN, INC	RE	0.	COMPLETE
NETHERLANDS	ANTILLESCYPRESS PLAZA	FL ****	ARMA, N.V.	RE	4.9	COMPLETE
NETHERLANDS	ANTILLES049 HAMMARSJOLD TOWER	NY ****	DAG HAMMARSKJOLD TOWER, N.V.	RE	70.0	COMPLETE
NETHERLANDS	ANTILLESDEERWOOD PARK	FL ****	MCNEIL DEVELOPMENT CORP, N.V.	RE	0.	COMPLETE
NETHERLANDS	ANTILLESEMBASSY HOTEL, SEA ISLE HOTEL	FL 7011	LARTER, N.V.	RE	0.	COMPLETE

NETHERLANDS	ANTILLESFENIMORE APT. HOTEL	FL 7011	LUCRE, N.V.	RE	.3 COMPLETE
NETHERLANDS	ANTILLESGRHAM HOTEL	NY 7011	MORA HOTEL CORP	RE	0. COMPLETE
NETHERLANDS	ANTILLESGRANT CITY	FL ****	FRENE CORP, N.V.	RE	4.5 COMPLETE
NETHERLANDS	ANTILLESHAMPTON BLDG	FL ****	STALMAR CORP, N.V.	RE	.6 COMPLETE
NETHERLANDS	ANTILLESHIGBEE CO.	OH 5311	AMERICAN VALUES NV	AM	2.7 COMPLETE
NETHERLANDS	ANTILLESJEFFERSON CHEMICAL BLDG	TX ****	DAISETTA CORP N.V.	RE	7.1 COMPLETE
NETHERLANDS	ANTILLESKEY PLAZA SHOPPING CENTER	FL ****	MARKET PLACE, N.V.	RE	6.9 COMPLETE
NETHERLANDS	ANTILLESKING DAVID HOTEL	FL 7011	SKIP PROPERTIES N.V.	RE	0. COMPLETE
NETHERLANDS	ANTILLESLAND	FL ****	SAIDA INVESTMENTS N.V.	RE	2.5 COMPLETE
NETHERLANDS	ANTILLESLAND	FL ****	DERA, N.V.	RE	1.8 COMPLETE
NETHERLANDS	ANTILLESLAND	FL ****	PARANGON INVESTMENTS N.V.	RE	1.3 COMPLETE
NETHERLANDS	ANTILLESLAND	FL ****	OCTAVIA PROPERTIES, N.V.	RE	1.4 COMPLETE
NETHERLANDS	ANTILLESLAND	FL ****	CAMLEN PROPERTIES, N.V.	RE	1.2 COMPLETE
NETHERLANDS	ANTILLESLAND	FL ****	TANNERTON, N.V.	RE	1.4 COMPLETE
NETHERLANDS	ANTILLESLAND	FL ****	CATALONIA CONSTRUCTION CORP, N.V.	RE	1.2 COMPLETE
NETHERLANDS	ANTILLESLAND	FL ****	CALI INVESTMENT CO. N.V.	RE	2.3 COMPLETE
NETHERLANDS	ANTILLESLAND	FL ****	CABELLA DEVELOPMENT CORP N.V.	RE	2.8 COMPLETE
NETHERLANDS	ANTILLESLAND	FL ****	NARANJO INVESTMENTS, N.V.	RE	2.6 COMPLETE
NETHERLANDS	ANTILLESLAND	FL ****	VAN AN CO.	RE	.8 COMPLETE
NETHERLANDS	ANTILLESLAND	FL ****	OASIS INVESTMENTS N.V.	RE	.5 COMPLETE
NETHERLANDS	ANTILLESLAND	TX ****	CHILLIWACK INVESTMENT CORP.	RE	9.6 COMPLETE
NETHERLANDS	ANTILLESLAND	TX ****	POINT GREY INVESTMENT CORP N.V.	RE	.4 COMPLETE
NETHERLANDS	ANTILLESLAND	FL ****	HERKOZ INVESTMENTS	RE	.9 COMPLETE
NETHERLANDS	ANTILLESLAND	FL ****	MARJOY N.V.	RE	8.3 COMPLETE
NETHERLANDS	ANTILLESLAND	FL ****	PRADES CORP N.V.	RE	1.1 COMPLETE
NETHERLANDS	ANTILLESLAND	FL ****	LADOGA PROPERTIES N.V.	RE	0. COMPLETE
NETHERLANDS	ANTILLESLAND	FL ****	UIOLA INVESTMENTS, N.V.	RE	0. COMPLETE
NETHERLANDS	ANTILLESLAND	FL ****	BAYTON RIDGE INVESTMENTS, N.V.	RE	2.6 COMPLETE
NETHERLANDS	ANTILLESLAND	TX ****	DANDA4	RE	.4 COMPLETE
NETHERLANDS	ANTILLESLAND	FL ****	CALGARY INVESTMENTS, LTD <sup>9</sup>	RE	3.5 COMPLETE
NETHERLANDS	ANTILLESLAND	FL ****	RAFRAN DEVELOPMENT CORP. N.V.	RE	.6 COMPLETE
NETHERLANDS	ANTILLESLAND	FL ****	HASNAVEST N.V.	RE	.3 COMPLETE
NETHERLANDS	ANTILLESLAND	FL ****	MARINVEST, N.V.	RE	.8 COMPLETE
NETHERLANDS	ANTILLESLAND	FL ****	CARINVEST N.V.	RE	.7 COMPLETE
NETHERLANDS	ANTILLESLAND	FL ****	ANINVEST N.V.	RE	0. COMPLETE
NETHERLANDS	ANTILLESLAND	FL ****	GLACEHURST CORP N.V.	RE	.3 COMPLETE
NETHERLANDS	ANTILLESLAND	FL ****	COBRA INTERNATIONAL N.V.	RE	3.8 COMPLETE
NETHERLANDS	ANTILLESLAND	FL ****	SOUTH KEY N.V. ET AL	RE	1.0 COMPLETE
NETHERLANDS	ANTILLESLAND	FL ****	AZOLA NV	RE	.3 COMPLETE
NETHERLANDS	ANTILLESLAND	FL ****	MILON NV	RE	2.0 COMPLETE
NETHERLANDS	ANTILLESLAND	FL ****	STORTFORD N.V.	RE	.3 COMPLETE
NETHERLANDS	ANTILLESLAND	TX ****	TAMARILLO	RE	20.0 COMPLETE
NETHERLANDS	ANTILLESLAND	FL ****	ANINVEST, N.V.	RE	2.6 COMPLETE
NETHERLANDS	ANTILLESLAND	FL ****	GROVE GATE, N.V.	RE	2.0 COMPLETE
NETHERLANDS	ANTILLESLAND	FL ****	CLAXDALE N.V.	RE	0. COMPLETE
NETHERLANDS	ANTILLESLAND	FL ****	MILON CORP. N.V.	RE	0. COMPLETE
NETHERLANDS	ANTILLESLAND 628 ACRES	FL ****	HORSETOWN USA INC, N.V.	RE	6.0 COMPLETE
NETHERLANDS	ANTILLESLAUDERDALE BY THE SEA	FL ****	CAFINOTEX INVESTERINGEN N.V.	RE	1.1 COMPLETE
NETHERLANDS	ANTILLESLAUDERDALE BY THE SEA	FL 7011	GALT OCEAN INVESTMENTS	RE	0. COMPLETE
NETHERLANDS	ANTILLESMIAMI NATIONAL BANK BLDG.	FL ****	MELSTINE CORP. N.V.	RE	4.0 COMPLETE
NETHERLANDS	ANTILLESNORTH TRAIL GOLF CLUB INC	FL 7597	AMARETTO CORP. NV	AM	.5 COMPLETE
NETHERLANDS	ANTILLESOFFICE BLDG	NY ****	LINTEL CORPORATION	RE	0. COMPLETE
NETHERLANDS	ANTILLESOFFICE CONDOMINIUM	FL ****	TRIPLE STAR. N.V.	RE	6.4 COMPLETE
NETHERLANDS	ANTILLESFARK AVENUE PLAZA	FL ****	HILLBROW PROPERTIES N.V.	RE	1.2 COMPLETE

NETHERLANDS	ANTILLESPLAZA TEN BLDG	GA ****	TRIGRILLO, N.V.	RE	1.2 COMPLETE
NETHERLANDS	ANTILLESPLAZA WEST	GA ****	C.F.I. N.V.	RE	2.3 COMPLETE
NETHERLANDS	ANTILLESFRAETORIAN BLDG	TX ****	SULLY CORP. N.V.	RE	7.2 COMPLETE
NETHERLANDS	ANTILLESRESIDENTIAL PROPERTY	FL ****	GRAN AMAZONA, N.V.	RE	1.5 COMPLETE
NETHERLANDS	ANTILLESRESIDENTIAL SUBDIVISION	FL ****	TREASURY POINT, N.V.	RE	0. COMPLETE
NETHERLANDS	ANTILLESRETAIL BLDG	FL ****	RETINA PROPERTIES N.V.	RE	2.7 COMPLETE
NETHERLANDS	ANTILLESRICHMOND BLDG	TX ****	DAISETTA CORP. N.V.	RE	2.4 COMPLETE
NETHERLANDS	ANTILLESSEA ISLE HOTEL/SEA ISLE WEST	FL 7011	LARTER, N.V.	RE	6.8 COMPLETE
NETHERLANDS	ANTILLESSHOPPING CENTER	FL ****	INVERMUNDO, N.V.	RE	1.5 COMPLETE
NETHERLANDS	ANTILLESTAHITI GARDENS	FL ****	GAMBINO CORP.	RE	3.5 COMPLETE
NETHERLANDS	ANTILLESTHE GABLES CENTER BLDG	FL ****	MELSTINE CORP. N.V.	RE	4.0 COMPLETE
NETHERLANDS	ANTILLESTHE SAVOY	FL ****	CORPAN CORP. N.V.	RE	4.5 COMPLETE
NETHERLANDS	ANTILLESTHOMER PLAZA	MD ****	KRON S REALTY	RE	9.2 COMPLETE
NETHERLANDS	ANTILLESTWO WESTHEIMER PLACE	TX ****	ALMEX CORP, N V.	RE	14.0 COMPLETE
NETHERLANDS	ANTILLESUNITED REALTY INVESTORS	CA 6733	HOUGHTON CO, N.V. ET.AL.	AM	0. COMPLETE
NETHERLANDS	ANTILLESVICTORIA STATION INC	CA 5812	AMERICAN VALUES NV	AM	5.2 COMPLETE
NETHERLANDS	ANTILLESVIKING MOTEL	FL 7011	TEDELEY CORP, N.V.	RE	0. COMPLETE
NETHERLANDS	ANTILLESWAREHOUSE	FL ****	TEXXAS, N.V.	RE	.5 COMPLETE
NETHERLANDS	ANTILLESWINDY HILL PLAZA	GA ****	GRAND EXPANSE REAL PROPERTY N.V.	RE	3.0 COMPLETE
NETHERLANDS	ANTILLESWOOD SIDE	FL ****	CHIRIJ, N.V.	RE	0. COMPLETE
NETHERLANDS	ANTILLESYOUTH CENTER BLDG	FL ****	CELLAZET CORP. N.V.	RE	1.5 COMPLETE
NETHERLANDS	770 MADISON AVENUE	NY ****	UNIDENTIFIED INVESTOR	RE	1.5 COMPLETE
NETHERLANDS	ALASKA PETROCHEMICAL PROJECT	AK 2821	ROYAL DUTCH SHELL GROUP	NP	0. PENDING
NETHERLANDS	ALGEMENE BANK NEDERLAND	FL 60	ALGEMENE BANK NEDERLAND NV	OT	0. PENDING
NETHERLANDS	ALGEMENE BANK NEDERLAND NV	FL 60	ALGEMENE BANK NEDERLAND	OT	0. COMPLETE
NETHERLANDS	AMSTERDAM-ROTTERDAM BANK	NY 60	AMSTERDAM-ROTTERDAM BANK NV	OT	0. COMPLETE
NETHERLANDS	BARBER-GREENE CO.	IL 3531	OCEANIC FINANCE CO. BV (OFC)	AM	10.0 COMPLETE
NETHERLANDS	BUCKSKIN MINE	WY 1211	ROYAL DUTCH SHELL GROUP	OT	0. COMPLETE
NETHERLANDS	COAL WASHING FACILITY	MD 1211	SHV HOLDING NV	NP	0. PENDING
NETHERLANDS	COLE NATIONAL CORP.	OH 5462	VROOM & DREESMANN BV	AM	10.0 COMPLETE
NETHERLANDS	DELTA CALIFORNIA INDUSTRIES	CA 4213	WEDGE INT'L HOLDINGS B.V.	AM	0. COMPLETE
NETHERLANDS	DILLARD DEPT. STORES INC	TX 5311	VROOM & DREESMANN BV	NP	24.0 COMPLETE
NETHERLANDS	DOCK EXPRESS SHIPPING BV.	TX 4411	DOCK EXPRESS SHIPPING BV.	NP	0. COMPLETE
NETHERLANDS	EASTCHESTER MALL	NY ****	SUTOM CORP., N.V.	RE	3.7 COMPLETE
NETHERLANDS	ELMONT INTL INC	AZ 3825	A H DEL PRADO	AM	0. COMPLETE
NETHERLANDS	ESPI	NJ 2394	HAYDON SYSTEMS	NP	0. COMPLETE
NETHERLANDS	FIRST OF GEORGIA INSURANCE GROUP	GA 63	NATIONALE NEDERLANDEN N.V.	AM	0. COMPLETE
NETHERLANDS	GIANT FOOD STORES INC	PA 5411	AHOLD NV	AM	35.0 COMPLETE
NETHERLANDS	GTE'S CONSUMER ELECTRONICS BUSINESS	NY 3671	PHILIPS GLOEILAMPENFABRIEKEN NV	AM	128.0 COMPLETE
NETHERLANDS	H. J. WILSON CO. INC	LA 5399	VROOM EN DREESMANN BV	EI	20.0 COMPLETE
NETHERLANDS	HUNTER DOUGLAS METALS INC	IL 5051	HUNTER DOUGLAS NV	OT	0. COMPLETE
NETHERLANDS	INNS OF COURT	OC 7011	KALIAN, N.V.	RE	0. COMPLETE
NETHERLANDS	LAND	DC ****	AMFAS VAST GOED B.V.	RE	3.2 COMPLETE
NETHERLANDS	LAND	DC ****	UNIDENTIFIED	RE	0. COMPLETE
NETHERLANDS	LAND	FL ****	WILMA INTERNATIONAL	RE	0. COMPLETE
NETHERLANDS	LAND	CA ****	SCHERBIER FAMILY	RE	2.6 COMPLETE
NETHERLANDS	LAND	FL ****	UNIDENTIFIED	RE	4.0 COMPLETE
NETHERLANDS	LAND	DC ****	UNIDENTIFIED	RE	3.8 COMPLETE
NETHERLANDS	LIFE INVESTORS, INC.	IA 6711	AGO HOLDING NV	EI	64.0 COMPLETE
NETHERLANDS	LUDWIG INDUSTRIES INC.	IL 3931	PHILIPS GLOEILAMPENFABRIEKEN NV	AM	0. PENDING
NETHERLANDS	MACOM INC.	MA 3832	PHILIPS' GLOEILAMPENFABRIEKEN NV	AM	0. COMPLETE
NETHERLANDS	MAKRO WHOLESale CORP	GA 5149	FENTENER VAN VLISSINGER FAMILY	OT	0. COMPLETE
NETHERLANDS	MAKRO WHOLESale CORP.	PA 5149	FENTENER VAN VLISSINGER FAMILY	OT	0. COMPLETE
NETHERLANDS	MASSEY, A.T. COAL CO	VA 5052	ROYAL DUTCH SHELL GROUP	PE	35.0 COMPLETE

NETHERLANDS	MASSEY, A.T. COAL CO	SC 5052	ROYAL DUTCH SHELL GROUP	PE	0.0	COMPLETE
NETHERLANDS	MONTE CARLO COUNTRY CLUB	FL ****	EUROLAND USA CORP.	RE	4.5	COMPLETE
NETHERLANDS	MONY BLDG	TX ****	UNIDENTIFIED	RE	2.0	COMPLETE
NETHERLANDS	NAP COMMERCIAL ELECTRONICS CORP.	PA 3675	PHILIPS GLOEIL. NV	OT	0.0	COMPLETE
NETHERLANDS	NAP CONSUMER ELECTRONICS CORP.	TN 3651	PHILIPS GLOEIL. NV	OT	0.0	COMPLETE
NETHERLANDS	NATIONAL OLD LINE INSURANCE CO.	AR 63	ENNIA NV	AM	144.3	COMPLETE
NETHERLANDS	OFFICE BLDG	NC ****	PGGM PENSION FUND	RE	40.0	COMPLETE
NETHERLANDS	OFFICE BLDG	FL ****	UNIDENTIFIED	RE	15.0	COMPLETE
NETHERLANDS	OFFICE BLDG.	NY ****	UNIDENTIFIED	RE	2.3	COMPLETE
NETHERLANDS	OIL GAS/LEASES-CONTINENTAL SHELF-(15)	NJ 1311	ROYAL DUTCH SHELL GROUP	AM	76.9	COMPLETE
NETHERLANDS	OIL LEASE	CA 1311	ROYAL DUTCH SHELL GROUP	AM	5.7	COMPLETE
NETHERLANDS	OIL/GAS LEASES - CONTINENTAL SHELF (6)	NJ 1311	ROYAL DUTCH SHELL GROUP	AM	20.7	COMPLETE
NETHERLANDS	OIL/GAS LEASES CONTINENTAL SHELF (5)	NJ 1311	ROYAL DUTCH SHELL GROUP	AM	12.4	COMPLETE
NETHERLANDS	P.V. AMERICA	GA 4952	PIELKENROUD-VINITEX	NP	0.0	COMPLETE
NETHERLANDS	PENDER INDUSTRIAL PARK	VA ****	ROYAL DUTCH SHELL GROUP	RE	12.0	COMPLETE
NETHERLANDS	PHILIPS ECG INC.	NY 3679	PHILIPS GLOEIL. NV	OT	0.0	COMPLETE
NETHERLANDS	PHILIPS INFORMANTION SYSTEMS	TX 7374	PHILIPS GLOEILAMPENFABRIEKEN NV	NP	0.0	COMPLETE
NETHERLANDS	RABOBANK NEDERLAND	NY 60	RABOBANK NEDERLAND	OT	0.0	COMPLETE
NETHERLANDS	RESIDENTIAL DEVELOPMENT	TX ****	UNIDENTIFIED INVESTORS	RE	0.0	COMPLETE
NETHERLANDS	RESIDENTIAL DEVELOPMENT	NY ****	BREDERO GROUP	RE	0.0	COMPLETE
NETHERLANDS	RESIDENTIAL PROPERTIES	NY ****	UNIDENTIFIED	RE	42.0	COMPLETE
NETHERLANDS	RETAIL PROPERTY	FL ****	ARMECO	RE	0.0	COMPLETE
NETHERLANDS	RIVEREDGE	GA ****	WILMA INTERNATIONAL	RE	16.0	COMPLETE
NETHERLANDS	SHELL CHEMICAL CO	NJ 5084	ROYAL DUTCH SHELL GROUP	PE	0.0	PENDING
NETHERLANDS	SHELL/MOTOROLA	IL 3674	ROYAL DUTCH/SHELL GROUP	JV	0.0	COMPLETE
NETHERLANDS	SIGNETICS CORP.	NM 3674	PHILIPS GLOEIL. NV	NP	100.0	PENDING
NETHERLANDS	SOLITRON DEVICES INC.	FL 3674	NV PHILIPS GLOEILAMPEN FABRIEKEN	AM	2.5	COMPLETE
NETHERLANDS	STANDARD SALES CO. OF FLORIDA	FL 5399	VROOM & DRESMANN BV	AM	4.2	PENDING
NETHERLANDS	THE STRAND	FL ****	J.J. SCHANS ETAL	RE	0.0	COMPLETE
NETHERLANDS	THREE FIRST NATIONAL PLAZA	IL ****	SHELL PENSION FUND	RE	0.0	COMPLETE
NETHERLANDS	TRANS POTOMAC PLAZA	VA ****	SAVAGE-FOGARTY	RE	50.0	COMPLETE
NETHERLANDS	VALTEC CORP.	MA 3357	PHILIPS GLOEILAMPENFABRIEKEN	AM	0.0	PENDING
NETHERLANDS	VOYAGER GROUP	FL 6711	THYSSEN-BORNEMISZA	AM	45.0	PENDING
NETHERLANDS	WINTER PARK VILLAS	FL ****	WINTER PARK, C.V.	RE	5.3	COMPLETE
NETHERLANDS	WINTER PARK VILLAS	FL ****	WINTER PARK C.V. ETAL	RE	5.3	COMPLETE
NORWAY	ELKEM METALS CO	PA 3312	ELKEM SPIGERVERKET AS	OT	0.0	COMPLETE
NORWAY	SKA-TRON INC.	VA 5065	SKATRON	OT	0.0	COMPLETE
NORWAY	UNION CARBIDE CORP'S METALS OPERATION	OH 3312	ELKEM-SPIGERVERKET AS	AM	260.0	COMPLETE
PAKISTAN	PARK HOTEL	FL 7011	DA PATEL CORP.	RE	0.0	COMPLETE
PAKISTAN	SHOREWINDS	FL 7011	SURJIT SINGH VIG	RE	.8	COMPLETE
PANAMA	8900 WEST TAFT STREET	FL ****	PINE PLAZA CORP SA	RE	1.2	COMPLETE
PANAMA	BANCO DE IBEROAMERICA SA	FL 60	BANCO DE IBEROAMERICA	OT	0.0	COMPLETE
PANAMA	CMT INVESTMENT TRUST	CA 6733	DELTEC PANAMERICA, S.A.	AM	0.0	COMPLETE
PANAMA	FIRST NEWPORT REALTY INVESTORS	CA 6733	DELTEC PANAMERICA	EI	0.0	COMPLETE
PANAMA	HAMILTON PROPERTY TRUST	NJ 6733	DELTEC PANAMERICA S.A.	AM	0.0	COMPLETE
PANAMA	LAND	FL ****	SIRKIN FINANCING INC	RE	6.5	COMPLETE
PANAMA	LAND	FL ****	LEGAS INVESTMENTS S.A.	RE	.4	COMPLETE
PANAMA	LAND	FL ****	PARIMMOB INVESTMENTS, INC	RE	7.7	COMPLETE
PANAMA	LAND	FL ****	INVERSIONAS DE AMERICA, S.A.	RE	1.0	COMPLETE
PANAMA	LAND	FL ****	GIRONDE INVESTMENTS	PE	.5	COMPLETE
PANAMA	LAND	FL ****	DANNIFRA SA	RE	1.9	COMPLETE
PANAMA	LAND	FL ****	INVERSIONES BRINDISI SA	RE	0.0	COMPLETE
PANAMA	LAND	FL ****	TONGA BUSINESS CORP.	RE	2.5	COMPLETE
PANAMA	NORTH AMERICAN BIOLOGICALS INC.	FL 2871	VIRE CHEMICALS INC GROUP	AM	0.0	COMPLETE

PANAMA	OFFICE BLDG	FL ****	WEST UNIVERSITY ASSOCIATES LTD	RE	1.3	COMPLETE
PANAMA	PROPERTY INVESTORS OF COLORADO	CO 6733	DELTEC PANAMERICA, SA	AM	3.0	COMPLETE
PANAMA	WESTPORT COMPANY	CT 6733	DELTEC PANAMERICA, SA	AM	0.	COMPLETE
PHILIPPINES	LAND	TX ****	ABRAHAM CHUA	RE	1.9	COMPLETE
SAUDI ARABIA	ACL I INT'L, INC.	NY 622	SULIMAN OLAYAN, ET. AL.	AM	0.	PENDING
SAUDI ARABIA	ARABIAN SHIELD DEVELOPMENT CO	TX 1382	PRINCE SALMAN BEN ABDUL AZIZ ET AL	EI	1.6	COMPLETE
SAUDI ARABIA	DONALDSON, LUFKIN, AND JENRETTE	NY 6211	AL-SAUD, KHALED AND OLAYAN, SULIMAN	EI	0.	COMPLETE
SAUDI ARABIA	FASHION TWO TWENTY INC	OH 2844	ALAMOUDI, HUSSEIN M	EI	1.8	COMPLETE
SAUDI ARABIA	FINANCIAL GENERAL BANKSHARES	DC 6711	SHEIKHADHAM, ET. AL.	EI	134.5	PENDING
SAUDI ARABIA	GEREN ASSOCIATES	TX 8911	GAITH PHARAON	AM	0.	COMPLETE
SAUDI ARABIA	HOTEL PROJECT	IL 7011	ABOUL JAMEEL	RE	0.	COMPLETE
SAUDI ARABIA	HYATT INTERNATIONAL	IL 7011	GHAITH R. PHARAON	AM	0.	COMPLETE
SAUDI ARABIA	MERCANTILE TEXAS CORP.	TX 6711	UNIDENTIFIED INVESTORS	AM	0.	COMPLETE
SAUDI ARABIA	NEW GIBSON INC.	TX 5311	GAITH PHARAON	AM	1.5	COMPLETE
SAUDI ARABIA	PLAZA OF THE AMERICAS	TX 7011	UNIDENTIFIED	RE	0.	COMPLETE
SAUDI ARABIA	SILVER DOLLAR MINING CO ET AL	ID 1044	FAISAL ABU-KHAORA ET AL	AM	14.6	PENDING
SINGAPORE	ARCO DOCKS	CA 3533	PROMET BHD	AM	0.	COMPLETE
SINGAPORE	INT'L. BANK OF SINGAPORE, LTD.	CA 60	INT'L. BANK OF SINGAPORE, LTD.	OT	0.	COMPLETE
SINGAPORE	LAMAR TERRACE PROPERTY	TX ****	UNIDENTIFIED INVESTOR	RE	2.5	COMPLETE
SINGAPORE	OVERSEAS UNION BANK LTD. AGENCY	CA 60	OVERSEAS UNION BANK, LTD.	OT	0.	COMPLETE
SINGAPORE	OVERSEAS-CHINESE BANKING CORP. LTD.	NY 60	OVERSEAS-CHINESE BANKING CORP. LTD.	OT	0.	COMPLETE
SINGAPORE	URBAN LAND	TX ****	UNIDENTIFIED	RE	2.5	COMPLETE
SOUTH AFRICA	ADOBE OIL & GAS CORP	TX 1311	HARRY F. OPPENHEIMER & FAMILY	AM	140.3	COMPLETE
SOUTH AFRICA	CITIES SERVICE CO'S METALS OPERATIONS	AZ 1021	HARRY F. OPPENHEIMER & FAMILY	AM	0.	PENDING
SOUTH AFRICA	CONCRETE MATERIALS CORP.	FL 3272	HARRY F. OPPENHEIMER	AM	0.	COMPLETE
SOUTH AFRICA	DUTCH GLEN AND GLENDALE APTS.	MD ****	TRAFALGAR INVESTMENTS	RE	1.9	COMPLETE
SOUTH AFRICA	KWV	AL 5182	KWV-SUID-AFRIKA	OT	0.	COMPLETE
SOUTH AFRICA	NEWMONT MINING CORP	NY 1021	HARRY F. OPPENHEIMER & FAMILY	AM	309.0	COMPLETE
SOUTH AFRICA	NEWMONT MINING CORP	NV 1021	HARRY F. OPPENHEIMER & FAMILY	PE	22.4	PENDING
SOUTH AFRICA	OLIX INDUSTRIES INC.	TX 1382	HARRY F. OPPENHEIMER & FAMILY	AM	10.7	PENDING
SOUTH AFRICA	PHIBRO CORP.	NY 621	HARRY F. OPPENHEIMER FAMILY	AM	0.	COMPLETE
SOUTH AFRICA	SOVEREIGN COAL GROUP	WV 1211	HARRY F. OPPENHEIMER & FAMILY	AM	152.0	COMPLETE
SOUTH AFRICA	SPENO RAIL SERVICES	OH 4789	OPPENHEIMER, HARRY	AM	0.	COMPLETE
SOUTH AFRICA	TERRA CHEMICALS INT'L INC	IA 2873	OPPENHEIMER, HARRY F	EI	50.5	COMPLETE
SPAIN	ATLANTIC RESOURCE DEVELOPMENT CORP.	RI 7392	ASOC. NACIONAL DE ARMADORES	JV	0.	COMPLETE
SPAIN	BANCO CENTRAL SA AGENCY	CA 60	BANCO CENTRAL SA AGENCY	OT	0.	COMPLETE
SPAIN	COAL MINE-PORT COMPLEX	KY 1211	SPAIN, GOVT OF	JV	0.	PENDING
SPAIN	LAND	FL ****	AGROLIMEN, INC	RE	0.	COMPLETE
SPAIN	THE HARRIS CO.	CA 5311	EL CORTE INGLES	AM	9.0	COMPLETE
SPAIN	VOYAGER	FL ****	HUARTE Y CIA, S.A.	RE	0.	COMPLETE
SWEDEN	AERO SYSTEMS ENGINEERING INC.	MN 3662	FV FORETAGEN AB	AM	0.	PENDING
SWEDEN	AMERICAN FOTOKEMI INC.	IL 2821	SVENSK FOTOKEMI INC	NP	0.	COMPLETE
SWEDEN	AMERICAN FOTOKEMI INC.	IL 3861	SVENSK FOTOKEMI	NP	0.	COMPLETE
SWEDEN	ASEA INC.	WI 3670	WALLENBERG FAMILY	NP	7.5	PENDING
SWEDEN	ASEA INDUSTRIAL SYSTEMS INC	WI 3622	WALLENBERG FAMILY	JV	3.6	COMPLETE
SWEDEN	ASTRA PHARMACEUTICALS	NJ 2834	ASTRA AB	JV	0.	COMPLETE
SWEDEN	BAY PLAZA	FL ****	SKANDIA FORSAKRINGS AB	RE	0.	COMPLETE
SWEDEN	CANAL INDUSTRIES - STORA KOPPARBERG JV	NC 2621	STORA KOPPARBERGS BERGSLAGS AB	JV	0.	PENDING
SWEDEN	CEMENTA INC.	3264	INDUSTRI AB EUBOC	OT	0.	COMPLETE
SWEDEN	CONTINENTAL AIRLINES CATERING DIV.	IL 5812	SCANDINAVIAN AIRLINES SYSTEM	AM	1.0	COMPLETE
SWEDEN	ENVIROTECH'S BAHNSON CO. INC.	NC 3585	SVENSKA AB FLAKTFABRIKEN	AM	0.	COMPLETE
SWEDEN	ERICSSON TELECOMMUNICATIONS INC	FL 4899	ERICSSON GROUP	NP	0.	PENDING
SWEDEN	FORSHEDA RUBBER CORP	SC 3064	FORSHEDA GUMMIFABRIK AB	AM	4.0	COMPLETE
SWEDEN	GAF'S VINYL FLOORING DIV	NY 3292	SAEODISH MATCH GROUP	AM	56.6	COMPLETE



SWEDEN	HEICO'S CONCO MATLS HANDLING DIV.	IL 3536	AE COLLECTOR	JV	0.	COMPLETE
SWEDEN	HEIN-WERNER'S CONSTRUCTION EQUIPMENT DIV	WI 3569	AKERMANS VERKSTADS AB	AM	0.	COMPLETE
SWEDEN	HUGIN LATIN AMERICA	FL 3694	ASEA AB	OT	0.	COMPLETE
SWEDEN	IGGESUNDS INC	IL 2819	IGGESUNDS BRUK AB	NP	9.5	PENDING
SWEDEN	KAMYR GROUP LTD	NY 8911	REDERI AB NORDSTJERNAN	NP	0.	COMPLETE
SWEDEN	L. M. ERICSSON	FL 5063	ERICSSON TELEFON AB	OT	0.	COMPLETE
SWEDEN	NUCLETRONIX INC.	MA 3841	INSTRUMENT AB SCANCITRONIX	NP	2.0	PENDING
SWEDEN	PHILIPP OVERSEAS INC	NY 5051	SANDVIK AB	AM	0.	COMPLETE
SWEDEN	SAAB-SCANIA OF AMERICA INC.	CT 5012	SAAB-SCANIA AB	OT	0.	COMPLETE
SWEDEN	SAAB-SCANIA OF AMERICA INC.	CT 6711	SAAB-SCANIA AB	OT	0.	COMPLETE
SWEDEN	SALEN PROTExA DRILLING CO	TX 1381	SALENIVVEST AB	OT	0.	COMPLETE
SWEDEN	SCANPRO INSTRUMENTS INC	NJ 5086	SKANDINAVISKA PROCESSINSTRUMENT	OT	0.	COMPLETE
SWEDEN	SKANDINAVISKA ENSKILDA BANKEN INT'L.	NY 60	SKANDINAVISKA ENSKILDA BANKEN INT'L.	OT	0.	PENDING
SWEDEN	SKF INDUSTRIES INC.	PA 3562	SKF AB	PE	10.0	PENDING
SWEDEN	SOUTHERN STATES PETROLEUM CORP	TN 1311	VOIRONS SA PANAMA	AM	1.4	COMPLETE
SWEDEN	VOLVO OF AMERICA INC.	CA 5012	VOLVO AB	NP	0.	COMPLETE
SWEDEN	VOLVO-WHITE TRUCK CORP.	NC 5012	VOLVO AB	OT	0.	COMPLETE
SWEDEN	WARNER & SWASSEY'S BALAS DIV.	OH 3541	SANDVIK AB	AM	7.3	COMPLETE
SWEDEN	WHITE CONSOLIDATED'S KING PRESS DIV.	MO 3555	SOLNA OFFSET AB	AM	3.0	COMPLETE
SWEDEN	WHITE MOTOR CORP'S TRUCKING BUS.	OH 3711	VOLVO AB	AM	75.0	COMPLETE
SWITZERLAND	10 S. LASALLE SHEET	IL ****	FIDINAM	RE	1.7	COMPLETE
SWITZERLAND	AQUA-CHEM INC.	WI 3511	SCHWEIZERISCHE KREDITANSTALT	AM	0.	COMPLETE
SWITZERLAND	ARNOLD CONSTABLE BLDG	NY ****	UNIDENTIFIED	RE	.8	COMPLETE
SWITZERLAND	ARROWHEAD ENTERPRISES INC.	CT 3662	ELECTROWATT AG	AM	0.	COMPLETE
SWITZERLAND	BALLY'S INC	CA 5661	CERLIKON-BUHRLE HOLDING LTD	OT	0.	COMPLETE
SWITZERLAND	BIOGEN INC.	MA 2834	BIOGEN S.A.	NP	0.	COMPLETE
SWITZERLAND	CARIBBEAN TOWERS	FL ****	H. BERTSCHMANN	RE	0.	COMPLETE
SWITZERLAND	CIBA-GEIGY CORP	NJ 2819	CIBA GEIGY LTD	PE	0.	COMPLETE
SWITZERLAND	CITIZENS BUILDING	FL ****	UNIDENTIFIED	RE	0.	COMPLETE
SWITZERLAND	COMEAU BLDG	FL ****	UNIDENTIFIED	RE	3.5	COMPLETE
SWITZERLAND	CONPRINTA SALES & SERVICES LTD.	IL 5084	CONPRINTA LTD.	OT	0.	COMPLETE
SWITZERLAND	CREDIT SUISSE	FL 60	CREDIT SUISSE	OT	0.	COMPLETE
SWITZERLAND	EX-LAX PHARMACERTICAL CO INC	NY 2834	SANDOZ LTD	AM	94.0	COMPLETE
SWITZERLAND	FAO SCHWARZ	NY 5945	FRANZ CARL WEBER	PE	1.0	COMPLETE
SWITZERLAND	FAO SCHWARZ	DC 5945	FRANZ CARL WEBER	OT	0.	COMPLETE
SWITZERLAND	GANEWELL CORP.	MA 3662	CREDIT SUISSE	AM	0.	COMPLETE
SWITZERLAND	HEAD SKI AND SPORTSWEAR INC	MD 2325	UNIDENTIFIED SWISS INVESTORS	AM	0.	PENDING
SWITZERLAND	HOFFMAN LAROCHE INC	TX 2833	HOFFMAN LAROCHE, F & CO	NP	0.	COMPLETE
SWITZERLAND	IHOP CORP	CA 5812	FRIEDRICH JAHN	EI	6.0	COMPLETE
SWITZERLAND	INTERCONTINENTAL	TX ****	UNIDENTIFIED	RE	0.	COMPLETE
SWITZERLAND	KONTRON INC.	MA 3841	KONTRON HOLDINGS AG	NP	0.	COMPLETE
SWITZERLAND	LAND	FL ****	UNIDENTIFIED	RE	2.0	COMPLETE
SWITZERLAND	LAND 365 ACRES	NJ ****	LORD LAND	RE	3.5	COMPLETE
SWITZERLAND	MAILLEFER INC.	MA 3559	MAILLEFER SA	PE	0.	COMPLETE
SWITZERLAND	MANOR CORP.	MA 5812	FRIEDRICH JAHN	AM	0.	COMPLETE
SWITZERLAND	MASYC SOUTHERN CORP.	FL 3535	MASYC AG	NP	0.	COMPLETE
SWITZERLAND	MEDITERRANEAN SHIPPING CO INC.	NY 4411	MEDITERRANEAN SHIPPING CO S.A.	NP	0.	COMPLETE
SWITZERLAND	MIKRON U.S. CORP.	CT 3541	MIKRON HOLDING AG	NP	4.4	COMPLETE
SWITZERLAND	MYERS DEPARTMENT STORES INC	TX 5651	UNIDENTIFIED SWISS INVESTORS	AM	0.	COMPLETE
SWITZERLAND	ONE TIME SQUARE	NY ****	AFRICOIL & MARKETING CO	RE	8.2	COMPLETE
SWITZERLAND	ONE TIMES SQUARE	NY ****	AFRICOIL & MARKETING CO, LTD	RE	8.1	COMPLETE
SWITZERLAND	PETTWAY & CO	GA 7361	EGON ZEHNDER INTL INC.	AM	0.	COMPLETE
SWITZERLAND	PLACE ST. CHARLES	LA ****	FIDINAM	RE	100.0	COMPLETE
SWITZERLAND	SCHWEITER CORP.	SC 5084	MACHIN. SCHWEITER AG	NP	0.	PENDING

SWITZERLAND	SIGMA EQUIPMENT CORP.	NY 5084	ARNO HOLDING AG	OT	0.	COMPLETE
SWITZERLAND	TOMS RIVER CHEMICAL CORP.	NJ 2865	CIBA GEIGY LTD.	EI	0.	COMPLETE
SWITZERLAND	WYLY CORP.	TX 7392	WALTER HAEFNER	EI	16.6	COMPLETE
SWITZERLAND	XYLOGICS INC.	MA 3573	TRANS VENTURE AG	AM	1.0	COMPLETE
UNITED ARAB EMIRATES	ABU DHABI INT'L BANK, INC.	DC 60	ABU DHABI INT'L BANK, INC.	OT	0.	COMPLETE
UNITED ARAB EMIRATES	MIDDLE EAST BANK, LTD.	NY 60	MIDDLE EAST BANK, LTD.	OT	0.	COMPLETE
THAILAND	BANGKOK METROPOLITAN BANK, LTD.	CA 60	BANGKOK METROPOLITAN BANK, LTD.	OT	0.	COMPLETE
THAILAND	COMMUNITY NAT'L BANK & TRUST (NY)	NY 602	UNIDENTIFIED INVESTORS	AM	0.	COMPLETE
CHINA(TAIWAN)	STAUFFER CHEMICAL'S PVC PLANT	DE 2821	FORMOSA PLSTIC CORP	AM	0.	COMPLETE
CHINA(TAIWAN)	TATUNG CO.	GA 3651	TATUNG	NP	0.	PENDING
CHINA(TAIWAN)	YANG/ HCC MACHINE TOOL CO.	CA 5084	YANG IRON WORKS CO. LTD.	JV	0.	COMPLETE
UNITED KINGDOM	100 CHURCH STREET	NY ****	UNIDENTIFIED	RE	42.0	COMPLETE
UNITED KINGDOM	14 WEST 49TH STREET	NY ****	AULO INVESTMENTS	RE	0.	COMPLETE
UNITED KINGDOM	160 N. LASALLE	IL ****	BR POSTAL WORKERS PENSION FUND	RE	0.	COMPLETE
UNITED KINGDOM	208 SOUTH LASALLE STREET	IL ****	AMERICAN PROPERTY TRUST	RE	45.0	COMPLETE
UNITED KINGDOM	3000 WESLAYAN	TX ****	GROSVENOR INTERNATIONAL, LTD	RE	0.	COMPLETE
UNITED KINGDOM	40 BROAD STREET	NY ****	BRITISH AIR PENSION FUND	RE	45.0	COMPLETE
UNITED KINGDOM	417 PARK AVENUE	NY ****	GUINNESS PEAT GROUP, LTD	RE	32.0	COMPLETE
UNITED KINGDOM	55 BROADWAY	NY ****	RONSON, HOWARD P.	RE	6.7	COMPLETE
UNITED KINGDOM	55 BROADWAY	NY ****	HOWARD RONSON	RE	75.0	COMPLETE
UNITED KINGDOM	6001 WILLOW DRIVE	CO ****	UNIDENTIFIED	RE	2.1	COMPLETE
UNITED KINGDOM	AGRA TRADING, INC.	IL 622	GILL & DUFFY GROUP LTD.	AM	0.	COMPLETE
UNITED KINGDOM	AIRCO INC	SC 2813	BOC INT'L LTD	NP	15.0	PENDING
UNITED KINGDOM	AIRCO INC.	CA 2813	BOC INT'L LTD	NP	0.	PENDING
UNITED KINGDOM	ALCOLAC INC	MD 2819	TUNNEL HOLDINGS LTD.	AM	23.8	COMPLETE
UNITED KINGDOM	ALLIED COLLOIDS INC	VA 2819	ALLIED COLLOIDS GROUP LTD.	NP	5.0	COMPLETE
UNITED KINGDOM	ALLIED PIPING PRODUCTS GROUP	PA 3498	POWELL DUFFRYN LTD	AM	5.1	COMPLETE
UNITED KINGDOM	ALMAC PLASTICS INC.	NY 5161	THE LAIRD GROUP LTD.	AM	0.	COMPLETE
UNITED KINGDOM	ALPINE GEOPHYSICAL CORP	NY 1382	GRAHAM F. LACEY	AM	3.2	COMPLETE
UNITED KINGDOM	ALRAE HOTEL	NY 7011	TRUST HOUSE FORTE, LTD	RE	0.	COMPLETE
UNITED KINGDOM	AMBASSADOR EAST HOTEL	IL 7011	GUINNESS PEAT GROUP	RE	0.	COMPLETE
UNITED KINGDOM	APPLETON PAPERS INC	PA 2641	BAT INDUSTRIES LTD	PE	33.0	COMPLETE
UNITED KINGDOM	ATLAS SUPPLY CO. INC	MI 5084	35	AM	1.0	COMPLETE
UNITED KINGDOM	BAKER PERKINS HOLDINGS LTD	NC 3551	BAKER PERKINS HOLDINGS LTD.	NP	0.	COMPLETE
UNITED KINGDOM	BAIFOUR SECURITIES CORP.	NY 62	SINGER & FRIEDLANDER, LTD.	AM	0.	COMPLETE
UNITED KINGDOM	BANK OF SCOTLAND	NY 60	BANK OF SCOTLAND	OT	0.	COMPLETE
UNITED KINGDOM	BANKERS TRUST'S BANKERS TRUST/HUDSON V.	NY 602	BARCLAYS BANK, LTD.	AM	0.	PENDING
UNITED KINGDOM	BARCLAYS AMERICAN/BUSINESS CREDIT'S OFF.	NY 61	BARCLAYS BANK, LTD.	OT	0.	PENDING
UNITED KINGDOM	BARCLAYS BANK INT'L. LTD AGENCY	LA 60	BARCLAYS BANK GROUP	OT	0.	COMPLETE
UNITED KINGDOM	BARCLAYS BANK INT'L. LTD/AGENCY.	FL 60	BARCLAYS BANK GROUP	OT	0.	COMPLETE
UNITED KINGDOM	BARCLAYS BANK INTERNATIONAL	WA 60	BARCLAYS BANK, LTD.	OT	0.	COMPLETE
UNITED KINGDOM	BARCLAYS INT'L BANKING CORP.	TX 60	BARCLAYS GROUP	OT	0.	COMPLETE
UNITED KINGDOM	BARNARD & BURK INC.	LA 8911	MATTHEW HALL CO. LTD	AM	19.5	COMPLETE
UNITED KINGDOM	BEN FRANKLIN SAVINGS TOWER	TX ****	AMERICAN PROPERTY TRUST	RE	40.0	COMPLETE
UNITED KINGDOM	BEN FRANKLIN TOWER	TX ****	AMERICAN PROPERTY TRUST	RE	40.0	COMPLETE
UNITED KINGDOM	BENGAL OIL & GAS CORP	TX 1311	KCA INT'L GROUP LTD PENSION & LIFE	EI	1.0	COMPLETE
UNITED KINGDOM	BERKEY/COLORTRAN INC	NY 7395	FORWARD TECHNOLOGY INDUSTRIES LTD	AM	5.0	COMPLETE
UNITED KINGDOM	BLOOMSBURG CARPET INDUSTRIES	PA 2271	READICUT INT'L LTD.	AM	0.	COMPLETE
UNITED KINGDOM	BOSCHERT INC.	CA 3679	BICC LTD.	AM	0.	COMPLETE
UNITED KINGDOM	BP COAL NORTH AMERICA INC	NY 5052	UNITED KINGDOM, GOVT OF (THE)	AM	29.0	COMPLETE
UNITED KINGDOM	BRAY OIL CO INC	CA 2992	(THE) BURMAH OIL CO. LTD	OT	0.	COMPLETE
UNITED KINGDOM	BURGER CHEF SYSTEM INC.	NY 5812	BAT INDUSTRIES	AM	8.3	COMPLETE
UNITED KINGDOM	BUTLER SHOE DIV.	GA 5661	SEARS HOLDINGS LTD.	AM	44.0	PENDING
UNITED KINGDOM	CADBURY-SCHWEPPE'S	PA 2065	CADBURY-SCHWEPPE'S LTD.	AM	105.0	COMPLETE
				PE	4.0	PENDING

UNITED KINGDOM	CAPETRONIC INTL CORP.	NY 3651	BSR LTD.	AM	0.	PENDING
UNITED KINGDOM	CASA BONITA INC	TX 5812	UNIGATE LTD	AM	36.8	COMPLETE
UNITED KINGDOM	CATAMORE CO.	RI 3911	JOHNSON MATTHEY & CO. LTD.	AM	0.	COMPLETE
UNITED KINGDOM	CEDAR PCINT INC.	OH 7596	DICKINSON TRUST LTD.	EI	18.1	COMPLETE
UNITED KINGDOM	CENTURY OIL & GAS CHARTERHALL INC JV	MT 1311	CHARTERHALL LTD	JV	3.1	COMPLETE
UNITED KINGDOM	CHAPEL SQUARE MALL	CT ****	HAMMERSON PROPERTY TRUST	RE	0.	COMPLETE
UNITED KINGDOM	CHESTERFIELD CYLINDER CO	OK 3443	TUBE INVESTMENTS LTD.	NP	30.0	COMPLETE
UNITED KINGDOM	CHICAGO MILWAUKEE CORP	IL 4011	ELECTRA INVESTMENT TRUST LTD	AM	35.1	COMPLETE
UNITED KINGDOM	CINCINNATI ELECTRONICS CORP	OH 3662	GENERAL ELECTRIC CO. LTD.	AM	0.	COMPLETE
UNITED KINGDOM	CITY EXPLORATION CO.	NY 1311	CLYDE PETROLEUM LTD.	AM	5.0	COMPLETE
UNITED KINGDOM	CLAYTON CENTER BLDG	MD ****	GROSVENOR INTERNATIONAL	RE	0.	COMPLETE
UNITED KINGDOM	CLEVETRUST REALTY INVESTORS	OH 6733	MERCHANT NAVY OFFICERS-PENSION	AM	0.	COMPLETE
UNITED KINGDOM	COCA COLA'S TENCO DIV. BUSINESS	NJ 2095	ALLIED BREWERIES LTD.	AM	0.	PENDING
UNITED KINGDOM	COMMERCIAL PROPERTIES	MO ****	UNIDENTIFIED INVESTOR	RE	2.5	COMPLETE
UNITED KINGDOM	COMMUNICATIONS CHANNELS	GA 2721	(THE) BRITISH ELECTRIC TRACTION CO LTD	AM	0.	COMPLETE
UNITED KINGDOM	COMPUTER MICROFILM CORP.	NY 5099	LEX SERVICE GROUP LTD.	AM	0.	COMPLETE
UNITED KINGDOM	CONRAN STORES INC.	NY 5712	TERENCE CONRAN	OT	0.	COMPLETE
UNITED KINGDOM	CONTINENTAL SHELF OIL LEASE #112	NJ 1311	UNITED KINGDOM, GOVT OF (THE)	AM	.2	COMPLETE
UNITED KINGDOM	CONTROL COMPONENTS INATL	CA 3494	IMI LTD	AM	0.	PENDING
UNITED KINGDOM	CORNELIUS CO.	MN 3585	IMI LTD.	AM	32.5	PENDING
UNITED KINGDOM	CROCKER NAT'L CORP.	CA 662	MIDLAND BANK, LTD.	AM	820.0	COMPLETE
UNITED KINGDOM	CROMPTON & KNOWLES CORP'S PLANTS	NC 3552	JOHN BROWN & CO. LTD.	AM	0.	PENDING
UNITED KINGDOM	CROSSROAD PUBLISHING CO.	NY 2731	TESTING 1981 DATABASE AND YEAR CHANGES	AM	0.	COMPLETE
UNITED KINGDOM	CRYSTAL BLOCK MINE AND RESERVES	WV 1211	UNITED KINGDOM, GOVT OF (THE)	AM	318.0	COMPLETE
UNITED KINGDOM	DCE VOKES INC.	KY 3564	THOMAS TILLING LTD.	NP	1.6	COMPLETE
UNITED KINGDOM	DEACON MACHINERY INC	MA 3559	DEACON INDUSTRIAL GROUP LTD.	NP	2.1	COMPLETE
UNITED KINGDOM	DEER BORNE SCHOOL SITE	FL ****	DAWLISH INVESTMENTS, LTD	RE	0.	PENDING
UNITED KINGDOM	DIAMOND INTERNATIONAL CORP	NY 2631	JAMES GOLDSMITH	EI	74.8	COMPLETE
UNITED KINGDOM	DOJLTON AEROSPACE INC	MA 3269	DICKINSON & TRUST LTD.	OT	2.0	COMPLETE
UNITED KINGDOM	EAST RIDGE PARK	CT ****	HAMMERSON PROPERTY TRUST, LTD	RE	0.	COMPLETE
UNITED KINGDOM	ECONOMIST NEWSPAPER GROUP	CT 2721	THE ECONOMIST NEWSPAPER GROUP LTD	PE	2.0	COMPLETE
UNITED KINGDOM	ELECTRO-PROTECTIVE CORP. OF AMERICA	NJ 3662	HAWLEY LEISURE LTD.	AM	12.8	COMPLETE
UNITED KINGDOM	ENERGY CAPITAL DEVELOPMENT CORP.	CO 1311	GRAHAM F. LACEY	EI	2.5	PENDING
UNITED KINGDOM	EXCELSIOR HOTEL	OK 7011	TRUST HOUSE FORTE, LTD	RE	31.0	COMPLETE
UNITED KINGDOM	F.B.C. CHEMICALS INC	DE 2873	FISONS LTD	NP	0.	COMPLETE
UNITED KINGDOM	FINE ENGRAVING INC	VA 3423	MICHAEL WALKER	NP	0.	COMPLETE
UNITED KINGDOM	FIRST PENNSYLVANIA MRTG. TRUST	MA 6733	BRITANNIA ARROW HOLDINGS, LTD	AM	3.2	COMPLETE
UNITED KINGDOM	FREIGHTLINERS LTD	NY 4411	BRITISH RAILWAYS BOARD	NP	0.	COMPLETE
UNITED KINGDOM	FROUDE ENGINEERING INC.	MI 3829	REDMAN HEENAN INTL LTD	PE	0.	COMPLETE
UNITED KINGDOM	GAHAGAN COAL LANDS-3,000 ACRES	PA 1211	BARNETT-HALLANSHIRE HOLDINGS LTD	AM	10.0	COMPLETE
UNITED KINGDOM	GEICO'S GOV'T. EMPLOYEES LIFE INSURANCE	MD 63	LEGAL AND GENERAL GROUP, LTD.	AM	140.0	COMPLETE
UNITED KINGDOM	GEO. R. PEDRICK & SONS CO.	NJ 5191	KLASS PIETER SLUIS	AM	0.	COMPLETE
UNITED KINGDOM	GERVAIS CORP	RI 3674	JOHN BROWN & CO. LTD.	AM	0.	COMPLETE
UNITED KINGDOM	GHIRADELLI SQUARE DELLI	CA ****	UNIDENTIFIED	RE	0.	COMPLETE
UNITED KINGDOM	GIBBS OIL CO'S ASSETS	MA 5541	UK, GOVT. OF	AM	0.	PENDING
UNITED KINGDOM	GIBRALTAR SAVINGS BLDG	TX ****	AMERICAN PROPERTY TRUST	RE	0.	COMPLETE
UNITED KINGDOM	GRAND UNION	MD 5411	JAMES GOLDSMITH	OT	0.	COMPLETE
UNITED KINGDOM	GREIG FESTER (NORTH AMERICA) INC.	NY 63	PE	OT	0.	PENDING
UNITED KINGDOM	GROWTH REALTY COMPANIES	CA 6799	BRITISH LAND COMPANY	AM	0.	COMPLETE
UNITED KINGDOM	GULF INTERSTATE CO	TX 8911	RAJA W. SIDAWI ET AL	AM	0.	COMPLETE
UNITED KINGDOM	GULF INTERSTATE CO	TX 8911	RAJA W. SIDAWI: CT AL	AM	0.	COMPLETE
UNITED KINGDOM	H & R JOHNSON INC.	NJ 3253	NOCROS LTD	PE	10.4	PENDING
UNITED KINGDOM	HARDEE'S FOOD SYSTEMS INC	DC 5812	BAT INDUSTRIES	OT	1.4	COMPLETE
UNITED KINGDOM	HARDWICKE COS. INC	NY 5812	BASS CHARINGTON LTD & BENIHANA	EI	0.	COMPLETE

UNITED KINGDOM	HARRISON WESTERN CORP.	CA 8911	LILLEY RESOURCES LTD	OT	0.	COMPLETE
UNITED KINGDOM	HOMES OVERSEAS	FL 2721	HOMEFINDERS, LTD	OT	0.	COMPLETE
UNITED KINGDOM	HORSELL GRAPHIC INDUSTRIES INC.	IL 5084	FRANK HORSELL GROUP LTD.	JV	0.	COMPLETE
UNITED KINGDOM	HJSDON RIVER AGGREGATE'S INC'S QUARRIES	NY 1442	THOMAS TILLING LTD	AM	14.8	COMPLETE
UNITED KINGDOM	HYDROTEX INDUSTRIES INC	TX 2992	(THE) MORGAN CRUCIBLE CO LTD	AM	35.0	PENDING
UNITED KINGDOM	INDUSTRIAL BLDG.	CO ****	UNIDENTIFIED INVESTOR	RE	2.1	COMPLETE
UNITED KINGDOM	INDUSTRIAL DEVELOPMENT	FL ****	J.T. GROUP	RE	0.	COMPLETE
UNITED KINGDOM	INDUSTRIAL PROPERTIES	IL ****	PENSION FUND PROPERTY UNIT TRUST	RE	11.0	COMPLETE
UNITED KINGDOM	INGALLS INC'S STEEL SERVICE CENTERS	AL 5051	GLYNWED LTD	AM	10.5	COMPLETE
UNITED KINGDOM	INTERCONTINENTAL HOTELS CORP	NY 7011	GRAND METROPOLITAN, LTD	RE	500.0	COMPLETE
UNITED KINGDOM	INTERNORTH INC-HARTEX PARTNERSHIP	KS 1311	HAMBROS BANK LTD	JV	0.	COMPLETE
UNITED KINGDOM	INTL. REPORTING & INFORMATION SYSTEMS	VA 7391	EUROPEAN FINANCIAL INSTITUTIONS	OT	0.	COMPLETE
UNITED KINGDOM	J. ROTHSCHILD MANAGEMENT CORP	NY 61	RIT LTD.	OT	0.	COMPLETE
UNITED KINGDOM	JAEGER INTL	NY 5621	COATS PATONS LTD	OT	0.	COMPLETE
UNITED KINGDOM	JAEGER INTL	NY 5621	COATS PARTONS LTD	OT	0.	COMPLETE
UNITED KINGDOM	JERSEY PAPER CO INC	NJ 5113	BUNZL PULP & PAPER LTD.	AM	7.8	COMPLETE
UNITED KINGDOM	JOHNSON MATTHEY & CO	NJ 2899	JOHNSON MATTHEY LTD	NP	35.0	PENDING
UNITED KINGDOM	JOHNSON MATTHEY & CO	NJ 3339	JOHNSON MATTHEY & CO LTD	NP	35.0	COMPLETE
UNITED KINGDOM	JOSLYN'S STAINLESS STEEL DIV'S ASSETS	IL 3312	UK, GOVT. OF THE	AM	30.0	PENDING
UNITED KINGDOM	KENNECOTT CORP	OH 1021	UNITED KINGDOM, GOVT OF (THE)	PE	2.8	COMPLETE
UNITED KINGDOM	KENNECOTT CORP	CT 1021	UNITED KINGDOM, GOVT OF (THE)	AM	938.1	COMPLETE
UNITED KINGDOM	KING FIFTH WHEEL CO.	PA 3499	TUBE INVESTMENTS LTD.	AM	54.1	COMPLETE
UNITED KINGDOM	KIRSCHNER'S MEAT PROCESSING OPERATION	ME 2013	CHARTERHOUSE GROUP LTD.	AM	0.	COMPLETE
UNITED KINGDOM	KOGER & BOXHILL	LA 8911	SIMON ENGINEERING HOLDINGS LTD	AM	5.0	COMPLETE
UNITED KINGDOM	LAFAYETTE PLAZA	CT ****	HAMMERSON PROPERTY TRUST, LTD	RE	0.	COMPLETE
UNITED KINGDOM	LAND	FL ****	COSTAIN GROUP, LTD	RE	29.0	COMPLETE
UNITED KINGDOM	LAND	TX ****	CHURCH DEVELOPMENT CORP.	RE	0.	COMPLETE
UNITED KINGDOM	LAND	TX ****	UNIDENTIFIED INVESTOR	RE	1.0	COMPLETE
UNITED KINGDOM	LAND	FL ****	AMY CLAE CORPORATION	RE	1.1	COMPLETE
UNITED KINGDOM	LAND	TX ****	UNIDENTIFIED	RE	0.	COMPLETE
UNITED KINGDOM	LAND	FL ****	DR. CYRUS ALAI	RE	.5	COMPLETE
UNITED KINGDOM	LASALLE PLAZA	IL ****	POST OFFICE PENSION FUND	RE	0.	COMPLETE
UNITED KINGDOM	LAUDERMAN OIL & GAS DRILLING CO'S LANDS	WV 1311	GRAHAM FERGUSON LACEY	AM	12.5	COMPLETE
UNITED KINGDOM	LAZARE KAPLAN INTL INC	NY 3915	UK, GOVT. OF	EI	1.2	COMPLETE
UNITED KINGDOM	LLOYDS BANK INT'L LTD.	MA 60	LLOYDS BANK GROUP	OT	0.	COMPLETE
UNITED KINGDOM	MARATHON INDUSTRIES INC.	WV 3532	DORSON PARK INDUSTRIES LTD.	AM	8.0	PENDING
UNITED KINGDOM	MC DONOUGH CORP.	WV 3142	HANSON TRUST LTD	EI	112.1	COMPLETE
UNITED KINGDOM	MIAMI CENTER	FL 7011	TRUST HOUSE FORTE, LTD	RE	0.	COMPLETE
UNITED KINGDOM	MILLER HYDRO CO.	GA 3551	VICKERS LTD.	AM	3.5	COMPLETE
UNITED KINGDOM	MISC. PROPERTIES	CO ****	IMPERIAL TOBACCO PENSION FUND	RE	23.0	COMPLETE
UNITED KINGDOM	MORGAN GRENFELL INC.	NY 7392	MORGAN GRENFELL HOLDINGS LTD	OT	0.	COMPLETE
UNITED KINGDOM	MULTI -USE PROJECT	FL ****	LONDON & LEEDS LTD	RE	30.0	COMPLETE
UNITED KINGDOM	NATIONAL NICKEL ALLOY CORP	PA 5051	IRELAND ALLOYS LTD	AM	7.5	COMPLETE
UNITED KINGDOM	NATIONAL PATENT DEVELOPMENT CORP	NY 3832	PIKINGTON BROTHERS LTD	AM	10.0	PENDING
UNITED KINGDOM	NCC LAUDERMAN INC	KY 1311	GRAHAM FERGUSON LACEY	JV	0.	PENDING
UNITED KINGDOM	NEIMAN-REED LUMBER & SUPPLY CO.	CA 5251	U E M GROUP LTD.	AM	8.4	COMPLETE
UNITED KINGDOM	NEW PLAN REALTY TRUST	NY 6733	MERCHANT NAVY OFFICERS-PENSION	AM	0.	COMPLETE
UNITED KINGDOM	NORLIN CORP.	NY 3931	CAMELLIA INVESTMENTS LTD	AM	4.8	COMPLETE
UNITED KINGDOM	NORTH LAKE EXCHANGE	GA ****	TAYLOR WOODROW, LTD	RE	0.	COMPLETE
UNITED KINGDOM	OCALA INTERNAT ONAL	FL ****	WALTER HOWE	RE	0.	COMPLETE
UNITED KINGDOM	OFFICE BLDG	FL ****	COUNTRY & NEW TOWN PROPERTY LTD	RE	1.0	COMPLETE
UNITED KINGDOM	OFFICE BUILDING	FL ****	DAWLISH INVESTMENT, LTD	RE	0.	COMPLETE
UNITED KINGDOM	OFFICE BUILDING	NY ****	LADBROKE GROUP, LTD	RE	0.	COMPLETE
UNITED KINGDOM	OFFICE COMPLEX	CO ****	MEFC LTD	RE	46.5	COMPLETE

UNITED KINGDOM	GIL/GAS LEASES	KS 1311	ULTRAMAR LTD	AM	4.2 COMPLETE
UNITED KINGDOM	GLDFSSON CORP.	MI 3544	JOHN BROWN & CO. LTD.	AM	0. PENDING
UNITED KINGDOM	PA INTL INC.	CT 7392	FA INTL MANAGEMENT HOLDINGS LTD	OT	0. COMPLETE
UNITED KINGDOM	PENN-DIXIE STEEL CORP DIVISION	NM 3441	TRANSPORT DEVELOPMENT GROUP LTD	AM	0. COMPLETE
UNITED KINGDOM	PET INC'S WAREHOUSES	CA 4222	CHRISTIAN SALVESTON LTD	AM	0. COMPLETE
UNITED KINGDOM	PETROTECH INC	MI 1382	UK TEMPERANCE & GEN'L PROVIDENT INSTIT	AM	2.0 COMPLETE
UNITED KINGDOM	PHILBRICK PROPERTY	FL ****	LONDON & LEEDS. LTD	RE	1.7 COMPLETE
UNITED KINGDOM	PHILLIPS CABLES LTD	NY 3357	BICC LTD	NP	5.5 COMPLETE
UNITED KINGDOM	PICKER INTL.	OH 3693	GERNERAL ELECTRIC CO. LTD.	OT	0. COMPLETE
UNITED KINGDOM	PINELLAS INDUSTRIES	FL 3273	READY MIXED CONCRETE LTD	AM	0. COMPLETE
UNITED KINGDOM	PRF CORP	NC 2392	CHARTERHOUSE GROUP LTD	AM	30.5 PENDING
UNITED KINGDOM	PSG PUBLISHING CO	MA 2731	JOHN WRIGHT & SONS LTD	AM	0. COMPLETE
UNITED KINGDOM	R L BURNS CORP'S COAL PROPERTIES	KY 1211	COSTAIN GROUP LTD	AM	72.0 PENDING
UNITED KINGDOM	REDAC INTERACTIE GRAPHICS	MA 7372	RACAL ELECTRONICS LTD.	AM	8.0 COMPLETE
UNITED KINGDOM	ROBERTT SIMMONS	NY 7361	MARGERY HURST	AM	0. COMPLETE
UNITED KINGDOM	ROBERT TOWERS	VA ****	FIRST STATE HOLDINGS	RE	5.5 COMPLETE
UNITED KINGDOM	ROLLINS WRIGHTSON CO.	NY 62	STEWART WRIGHTSON HOLDINGS, LTD.	JV	0. COMPLETE
UNITED KINGDOM	ROYAL EXECUTIVE PARK	NY ****	LONDON & LEEDS/LARGO PROPERTIES	RE	0. COMPLETE
UNITED KINGDOM	RUTLEDGE BOOKS INC	NY 2731	W.H. SMITH & SON (HOLDINGS) LTD	AM	0. COMPLETE
UNITED KINGDOM	SAK'S FIFTH AVE.	CA 5651	BAT INDUSTRIES LTD	OT	0. COMPLETE
UNITED KINGDOM	SARAH COVENTRY INC.	NJ 5944	JOHNSON MATTHEY & CO LTD.	AM	10.0 COMPLETE
UNITED KINGDOM	SARASOTA TRADE CENTER	FL ****	J.T. GROUP/DAVID NASH GROUP, LTD	RE	0. COMPLETE
UNITED KINGDOM	SARASOTA TRADE CENTER	FL ****	DAVID NASH DEVELOPMENT CO/J.T. GROUP	RE	0. COMPLETE
UNITED KINGDOM	SCHWEBER ELECTRONICS CORP.	NY 5065	LEX SERVICE GROUP LTD.	AM	48.8 PENDING
UNITED KINGDOM	SEALLECTRO CORP.	NY 3679	BICC LTD.	AM	21.5 COMPLETE
UNITED KINGDOM	SIMPLICITY PATTERN CO.	NY 2741	GRAMAM F. LACEY	AM	58.6 COMPLETE
UNITED KINGDOM	SOMIO INDUSTRIAL PRODUCTS CO.	OH 3291	UK, GOVT. OF	OT	0. PENDING
UNITED KINGDOM	SOTHEBY APPRAISAL CO.	NY 7399	SOTHEBY PARKE BERNET GROUP	OT	0. COMPLETE
UNITED KINGDOM	SOTHEBY PARKE BERNET	NY 7399	SOTHEBY PARKE BERNET GROUP	OT	0. COMPLETE
UNITED KINGDOM	SPINDLETOP ELECTRICAL DISTRIBUTING CC.	TX 5063	THOMAS TILLING LTD.	AM	2.0 COMPLETE
UNITED KINGDOM	ST. JAMES TOWER	NY ****	PETER STEVENS	RE	0. COMPLETE
UNITED KINGDOM	STANDARD OIL CO. (OHIO)	OH 2911	UNITED KINGDOM, GOVT. OF (THE)	PE	106.0 PENDING
UNITED KINGDOM	STANDARD OIL CO. OF OHIO	OH 4952	UNITED KINGDOM, GOVT. OF (THE)	NP	7.3 PENDING
UNITED KINGDOM	STANLEY AVIATION CORP	CO 3726	FLIGHT REFUELING HOLDING LTD	AM	7.8 COMPLETE
UNITED KINGDOM	STAUFFER'S CHEMICAL SYSTEMS DIV.	CT 2899	BRENT CHEMICALS INT'L LTD	AM	7.4 COMPLETE
UNITED KINGDOM	STEWART TITLE INSURANCE BLDG	TX ****	AMERICAN PROPERTY TRUST	RE	0. COMPLETE
UNITED KINGDOM	SUGAR LAKES	TX ****	TAYLOR WOODROW, LTD	RE	0. COMPLETE
UNITED KINGDOM	SUN CHEMICAL'S FACILE DIV.	NJ 28	THOMAS TILLING LTD.	AM	20.0 COMPLETE
UNITED KINGDOM	SWINDELL FURNACE GROUP	PA 5084	DAVY CORP. LTD.	AM	0. COMPLETE
UNITED KINGDOM	TECHNICAL TRANSLATION INTL	NY 7399	TECHNICAL TRANSLATION INTL	OT	0. COMPLETE
UNITED KINGDOM	TELECOM EQUIPMENT CORP.	NY 5063	RANK ORGANISATION LTD.	AM	14.8 COMPLETE
UNITED KINGDOM	TELERATE SYSTEMS INC.	NY 7399	GUINNESS PEAT & EXCC SECURITIES	AM	75.0 COMPLETE
UNITED KINGDOM	TERRACE TOWER ONE	CO ****	EUROPEAN FERRIES, LTD	RE	22.0 COMPLETE
UNITED KINGDOM	THE FIELD BLDG	IL ****	BRITISH TEACHERS PENSION FUND	RE	0. COMPLETE
UNITED KINGDOM	THE IMPERIAL	FL ****	MCALPINE GROUP	RE	25.0 COMPLETE
UNITED KINGDOM	THE PLAZA HOTEL	PA 7011	TRUST HOUSE FORTE, LTD.	RE	0. COMPLETE
UNITED KINGDOM	TOWNHOUSE COMPLEX	FL ****	BRYAN GUDGEON	RE	0. COMPLETE
UNITED KINGDOM	TRANSO EXPLORATION CO- BURMAH OIL JV	TX 1311	(THE) BURMAH OIL CO. LTD	JV	0. COMPLETE
UNITED KINGDOM	TUNGSTONE BATTERIES INC.	MA 5063	HAWKER SIDDELEY GROUP	JV	0. COMPLETE
UNITED KINGDOM	U.S. SUPPLY CO. INC	MO 5074	THOMAS TILLING LTD	AM	0. PENDING
UNITED KINGDOM	VAN BRODE MILLING CO'S CEREAL DIV.	MA 2043	WEETABIX LTD.	AM	7.2 COMPLETE
UNITED KINGDOM	VECTOR GENERAL	CA 3674	NATIONAL ENTERPRISE BD.	AM	1.0 COMPLETE
UNITED KINGDOM	WALKER BUILDING	DC ****	AMERICAN PROPERTY TRUST	RE	10.5 COMPLETE
UNITED KINGDOM	WAREHOUSE	IA ****	AMERICAN PROPERTY TRUST	RE	9.0 COMPLETE

UNITED KINGDOM	WASHINGTON LTR ON LATIN AMERICA	DC 2721	LATIN AMERICAN NEWSLETTERS LTD	JV	0.	COMPLETE
UNITED KINGDOM	WESTERN AMERICAN MORTGAGE CO.	AZ 61	HERON INTL. LTD.	AM	0.	COMPLETE
UNITED KINGDOM	WESTERN DAIRY PRODUCTS INC.	CA 2023	GRAND METROPOLITAN LTD.	AM	0.	COMPLETE
UNITED KINGDOM	WESTERN UNION BLDG	FL ****	COUNTRY & NEW TOWN PROPERTIES	RE	3.9	COMPLETE
UNITED KINGDOM	WESTPORT COMPANY	CT 6733	LONDON TRUST CO. LTD	AM	0.	COMPLETE
UNITED KINGDOM	WHITING PLAZA	FL ****	JOHN SWIRE & SONS, LTD	RE	0.	COMPLETE
UNITED KINGDOM	YMCA SITE	NY ****	LADSBROKE GROUP, LTD	RE	55.0	COMPLETE
UNSPECIFIED	AMERICA-SCANDINAVIA BANKING CORP.	NY 60	AMERICA-SCANDINAVIA BANKING CORP.	OT	0.	COMPLETE
UNSPECIFIED	APARTMENT BUILDING	FL *****	UNIDENTIFIED INVESTORS	RE	42.0	COMPLETE
UNSPECIFIED	APARTMENT BUILDINGS	NY ****	UNIDENTIFIED INVESTORS	RE	42.0	COMPLETE
UNSPECIFIED	CENTRAL NAT'L. BANK OF NEW YORK	NY 602	UNIDENTIFIED INVESTORS	AM	0.	COMPLETE
UNSPECIFIED	CYPRESS HEAD	FL ****	UNIDENTIFIED INVESTORS	RE	3.8	COMPLETE
UNSPECIFIED	EUROPEAN AMERICAN BANK INT'L.	FL 60	EUROPEAN AMERICAN BANK	OT	0.	COMPLETE
UNSPECIFIED	FLORASOTA GARDENS	FL ****	UNIDENTIFIED INVESTORS	RE	0.	COMPLETE
UNSPECIFIED	LAND	FL ****	MACEDO, A. DE SOUSA	RE	.9	COMPLETE
UNSPECIFIED	URBAN TRACT	FL ****	ARMANDO CORDINA ETAL	RE	0.	COMPLETE
SOVIET UNION	PICKER CORP.	OH 3693	GENERAL ELECTRIC CO. LTD.	AM	160.0	COMPLETE
URUGUAY	BANCO DE LA REPUBLICA ORIENTAL	NY 60	BANCO DE LA REPUBLICA ORIENTAL	OT	0.	COMPLETE
VENEZUELA	ALL AMERICAN NAT'L BANK	FL 602	UNIDENTIFIED INVESTORS	AM	5.0	PENDING
VENEZUELA	BANCO CONSOLIDADO	NY 60	BANCO CONSOLIDADO	OT	0.	COMPLETE
VENEZUELA	BANCO DE VENEZUELA INT'L.	FL 60	BANCO DE VENEZUELA	OT	0.	COMPLETE
VENEZUELA	BANCO INDUSTRIAL DE VENEZUELA CA	FL 60	BANCO INDUSTRIAL DE VENEZUELA	OT	0.	COMPLETE
VENEZUELA	CONSOLIDADO INT'L.	NY 60	BANCO CONSOLIDADO	OT	0.	COMPLETE
VENEZUELA	EMERALD LAKES APARTMENTS	FL ****	CASTLEBERRY CO., N.V.	RE	2.0	COMPLETE
VENEZUELA	FLORIDA NATIONAL BANKS OF FLORIDA	FL 602	CISNFROS RICHARDO	AM	0.	COMPLETE
VENEZUELA	FLORIDA NATIONAL BANKS OF FLORIDA	FL 602	CAVENDES CA	EI	18.5	PENDING
VENEZUELA	LAND	FL ****	ABAUNZA, F. ET AL	RE	1.6	COMPLETE
VENEZUELA	PEOPLES BANK OF ST. AUGUSTINE	FL 602	CAVENDES	AM	.9	COMPLETE
VENEZUELA	UNION CHELSEA INT'L BANKING CORP.	FL 60	UNION CHELSEA INTL. BANK	OT	0.	COMPLETE
BRITISH VIRGIN ISLANDS	SHEPLEY HOTEL	FL 7011	SAGARE, LTD	RE	0.	COMPLETE
BRITISH VIRGIN ISLANDS	SURREY HOTEL, BROADRIPPLE HOTEL	FL 7011	MIAMI BEACH INVESTMENTS, LTO	RE	0.	COMPLETE
YUGOSLAVIA	TIGAR AMERICAS	FL 5014	TIGAR RUBBER INDUSTRIES	JV	0.	COMPLETE

LIST OF KEY TERMS USED IN 1981 REPORT

Acquisition -- a transaction in which title to stock or assets of the U.S. target is secured by another person or enterprise. The substantive result is that one party obtains ownership of another.

Agencies -- foreign financial intermediaries operating in the United States primarily financing international transactions but prohibited from accepting domestic deposits.

Branches -- foreign financial intermediaries (integral parts of the foreign parent banks) which can accept domestic deposits.

Development -- realty investments that involve construction (as opposed to purchase.)

Equity Increase -- a rise in the percentage of securities held by a foreign investor.

Foreign Direct Investment -- the direct or indirect ownership by a foreign entity of 10 percent or more of the voting securities of an incorporated business enterprise, or an equivalent interest in an unincorporated business enterprise.

Joint Venture -- a transaction in which two or more parties establish a new corporation to which each contributes according to the provisions of the joint venture agreement.

Merger -- a transaction which results in the dissolution of the acquired business enterprise, either into another already existing or into a reorganized (but not always renamed) company.

New Plant -- a new operating facility, established either in conjunction with an existing foreign-owned productive enterprise or as a completely new venture.

Plant Expansion -- an addition to the capacity of an existing foreign-owned operating facility.

Purchases -- used herein to describe realty transactions, specifically the acquisition of real property.

Standard Industrial Classification (SIC) -- defines U.S. industries by numerical classification in accordance with the composition and structure of the domestic economy.

Subsidiaries -- separate legal entities either owned or controlled by foreign investors but permitted to do business in the United States under state and/or federal authority.