

12. Continue straight up the hill, then turn right to see on your left ***Grevillea albiflora*** or White Spider Flower, a large sweet-smelling bush with long needle-like foliage and white brushes with prominent styles (photo below left). This plant is native to the drier inland parts of Australia and can be found in two distinct regions, one near Uluru and the other near the Queensland/NSW border



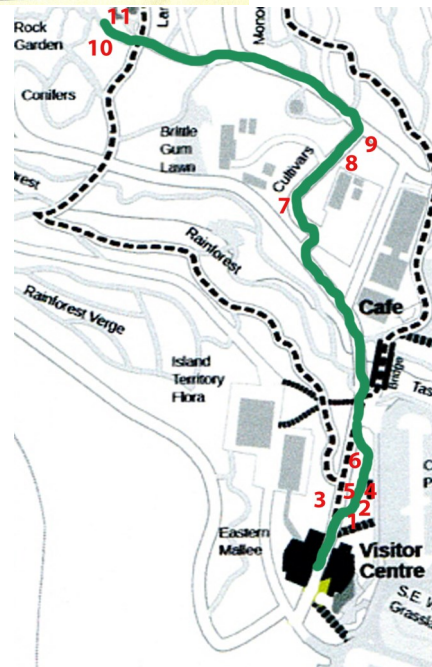
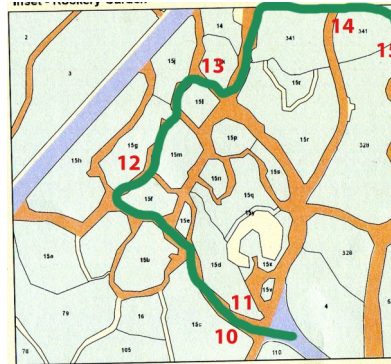
13. On your left is ***Muehlenbeckia axillaris*** forming a wiry mat of tiny rounded leaves with masses of small yellow-green flowers with pink centres (photo above right). This plant is native to New Zealand, as well as Tasmania, New South Wales and Victoria.

14. Turn right down the hill to see on your right ***Stenocarpus angustifolius***, a medium sized bush with clusters of cream umbel flowers opening from green buds in attractive contrast to the lance-shaped light green foliage (photo below left). This plant is native to the Townsville area of coastal Queensland.



15. On your right, at the bottom of the steps, is ***Eucalyptus macrocarpa***, or Mottlecak, with magnificent silver-grey sword-like foliage and very large pinkish-red fluffy flowers with yellow stamens, the largest of all eucalypt flowers (photo above right). This sprawling mallee is native to southwestern Western Australia.

A publication of the Friends of the Australian National Botanic Gardens



26 Jan - 8 Feb 2022

Featuring the plants of the Australian National Botanic Gardens, Canberra, ACT. Written and illustrated by ANBG Friends Rosalind and Benjamin Walcott

Today we will walk up the hill behind the café to the Rock Garden



1. After you leave the Visitor Centre look to your right to see ***Banksia serrata***, a small tree with very large greenish brushes, ovate serrated leaves and a wrinkled trunk (photos above). *Banksia serrata* is a widespread species in eastern Australia, extending from southern Queensland to Victoria's south coast, across to northern Tasmania. The plant occurs as far inland as the Great Dividing Range.

2. On your right, in a pot, is ***Hibbertia stellaris***, or Orange Stars, with masses of orange star flowers on wiry foliage (photo next page top left). This brilliantly flowering ground-cover from southern Western Australia grows naturally in swamps.



3. High on your left is ***Corymbia ficifolia*** 'Dwarf Orange', a small tree, with dark green foliage, pink buds, brilliant orange, fluffy blooms and very attractive gumnuts (photo above right). This grafted gum, originally bred from the southern West Australian flowering gum, *Corymbia ficifolia*, is one of the most spectacular when in full flower



4. On your right, in a pot, is ***Grevillea leptobotrys*** with small racemes of lilac-pink flowers buried in prickly dark green foliage with red new growth (photo above). *Grevillea leptobotrys* known as the Tangled Grevillea, is native to southwestern Western Australia.



5. On your left is ***Eremophila nivea***, a small shrub with mauve tubular flowers and striking silver-grey foliage covered in hairs (photo above). This plant is native to the southern west coast of Western Australia.


6. Also on your left is ***Corymbia ficifolia*** 'Precious Pearl' with masses of pink buds opening to pale pink fluffy flowers mobbed by bees (photo below). This small and compact cultivar is a grafted form of the southern West Australian flowering gum, *Corymbia ficifolia*.



7. Bear left up the hill behind the café, then turn right to see on your left ***Babingtonia*** 'Howie's Feathertips', a large bush of dense light green foliage with masses of tiny white flowers (photo below).



8. On your right is ***Melaleuca decora***, a small tree with brownish papery bark, light green leaves and spikes of sweetly scented white flowers (photos below). This tree is very popular with both insects and birds and is native to coastal areas of New South Wales and southeastern Queensland.



9. Further on your right is ***Melaleuca fulgens***, a small bush with narrow grey leaves and salmon pink 'bottlebrush' flowers that grows on the west coast and southwest of Western Australia, as well as in parts of South Australia and the Northern Territory (photo below).



10. Continue up the hill to the entrance of the Rock Garden to see on your left ***Leptospermum deuense*** with white 'tea tree' flowers with green centres on a neat bush (photos below). This plant is endemic to small area in the Deua National Park near Moruya, New South Wales.



11. Low on your right is ***Grevillea*** 'Poorinda Royal Mantle', a fast-growing vigorous sprawling groundcover with bright red toothbrush flowers, a beacon for both birds and bees (photo below). This plant can cover large areas very quickly.

