

# **Disease management update for muscadines in the Southeast**

**Phillip M. Brannen**

**Extension Plant Pathologist -- Fruits**

**Plant Pathology Department**

**University of Georgia**



# 2020 Southeast Regional Muscadine Grape Integrated Management Guide

## Commodity Editor

Bill Cline (North Carolina State University)

## Section Editors

Pathology; Bill Cline (North Carolina State University), Phil Brannen (University of Georgia)  
Entomology; Brett Blaauw (University of Georgia), Frank Hale (University of Tennessee) and Hannah Burrack  
(North Carolina State University)

Weed Science; Wayne Mitchem (North Carolina State University)  
Vertebrate Management; David Lockwood (University of Tennessee)  
Pesticide Stewardship and Safety: Ash Sial (University of Georgia)

## Senior Editors

Phil Brannen (University of Georgia)  
Bill Cline (North Carolina State University)

Contributions were also made by Ed Sikora (Auburn University), Rebecca Melanson (Mississippi State University).

Recommendations are based on information from the manufacturer's label and performance data from research and extension field tests. Because environmental conditions and grower application methods vary widely, suggested use does not imply that performance of the pesticide will always conform to the safety and pest control standards indicated by experimental data.

This publication is intended for use only as a guide. Specific rates and application methods are on the pesticide label, and these are subject to change at any time. Always refer to and read the pesticide label before making any application! The pesticide label supersedes any information contained in this guide, and it is the legal document referenced for application standards.

# Muscadine Grape Production Guide for the Southeast

## *Authors:*

### **Mark Hoffmann**

Small Fruits Extension Specialist  
North Carolina State University, Department of  
Horticultural Science

### **Patrick Conner**

Professor, Muscadine Breeding Program  
University of Georgia, Department of  
Horticulture, Institute of Plant Breeding,  
Genetics and Genomics (IPBGG)

### **Phillip Brannen**

Extension Fruit Disease Specialist  
University of Georgia, Department of Plant  
Pathology

### **Hannah Burrack**

Extension Specialist for Berry Insect Pests  
North Carolina State University, Department of  
Entomology and Plant Pathology

...

## *Editors:*

### *Editor in Chief:*

### **Mark Hoffmann**

Small Fruits Extension Specialist  
North Carolina State University, Department of  
Horticultural Science

### *Co-Editors:*

### **Cain Hickey**

Viticulture Extension Specialist  
University of Georgia Department of  
Horticulture

### **Hannah Burrack**

Extension Specialist for Berry Insect Pests  
North Carolina State University, Department of  
Entomology and Plant Pathology

*Group Editorial Board:*





# Primary Southeastern Muscadine Diseases that Require Fungicide Applications

- ❖ Bitter Rot (*Greeneria uvicola*; syn. *Melanconium fuligineum*)
- ❖ Ripe Rot (*Glomerella cingulata*)
- ❖ Macrophoma Rot (*Botryosphaeria dothidea*)
- ❖ Black Rot (*Guignardia bidwellii* f. *muscadinii*)
- ❖ Powdery Mildew (*Uncinula necator*)
- ❖ Angular Leaf Spot ( *Mycosphaerella angulata*)

**Though muscadines are not generally as susceptible to diseases as *Vinifera* grapes, disease control is very important. Producers often “get by” with minimal spray programs in dry years, only to be “hammered” in wet years. Preventive spray programs are necessary.**

## Percent Infected Leaves or Fruit (Carlos Variety)

	<b>Angular Leaf Spot</b>	<b>Bitter Rot</b>	<b>Powdery Mildew (fruit)</b>	<b>Macrophoma Rot</b>	<b>Black Rot (fruit)</b>	<b>Black Rot (leaf)</b>
<b>UTC</b>	<b>35</b>	<b>10</b>	<b>26</b>	<b>1</b>	<b>12</b>	<b>22</b>
<b>Sprayed</b>	<b>11</b>	<b>&lt;1</b>	<b>&lt;1</b>	<b>&lt;1</b>	<b>&lt;1</b>	<b>0</b>

W. O. Cline and B. Bloodworth; 2001 Muscadine Disease Survey

## **Percent Infected Leaves or Fruit (Carlos vs. Noble Varieties)**

	<b>Angular Leaf Spot</b>	<b>Bitter Rot</b>	<b>Powdery Mildew (fruit)</b>	<b>Macrophoma Rot</b>	<b>Black Rot (fruit)</b>	<b>Black Rot (leaf)</b>
<b>UTC Noble</b>	<b>5</b>	<b>3</b>	<b>23</b>	<b>0</b>	<b>0</b>	<b>0</b>
<b>UTC Carlos</b>	<b>50</b>	<b>8</b>	<b>45</b>	<b>&lt;1</b>	<b>21</b>	<b>32</b>



W. O. Cline and B. Bloodworth; 2001 Muscadine Disease Survey



# Angular Leaf Spot

*(Mycosphaerella angulata or Cercospora brachypus)*

- ❖ Great potential to limit yield in muscadine – not Vinifera.
- ❖ Defoliates the vine, and fruit development ceases (poor yield and quality).
- ❖ Mancozeb and Captan offer effective control.
- ❖ Applications made pre bloom (budbreak; some references say shoot extension) and on a 14-day schedule till late August.



W. O. Cline; Muscadine Grape Diseases and Their Control

APS Press; Diseases of Small Fruits

# Bitter Rot

(*Greeneria uvicola*)

- ❖ Infection occurs at shoot extension, during or shortly after bloom in the pedicel – latent infection.
- ❖ Any tissue can be invaded, but mature, ripened fruit is most susceptible to full disease expression.
- ❖ Late season (bloom through preharvest) sprays are important. Major muscadine disease.



W. O. Cline; Muscadine Grape Diseases and Their Control



APS Press; Diseases of Small Fruits

# Macrophoma Rot

(*Botryosphaeria dothidea*)

- ❖ Can be very destructive in muscadines.
- ❖ Not *Macrophoma* (*Fusicoccum aesculi*).
- ❖ Very little known about the epidemiology.
- ❖ Can be controlled by fungicide applications from bloom till harvest.



APS Press; Diseases of Small Fruits



W. O. Cline; Muscadine Grape Diseases and Their Control

# Ripe Rot

(*Glomerella cingulata*)

- ❖ Can infect at any stage of fruit development.
- ❖ Rots do not show up till fruit ripens.
- ❖ Controlled through normal fungicide program for black rot.



W. O. Cline; Muscadine Grape Diseases and Their Control




APS Press; Diseases of Small Fruits



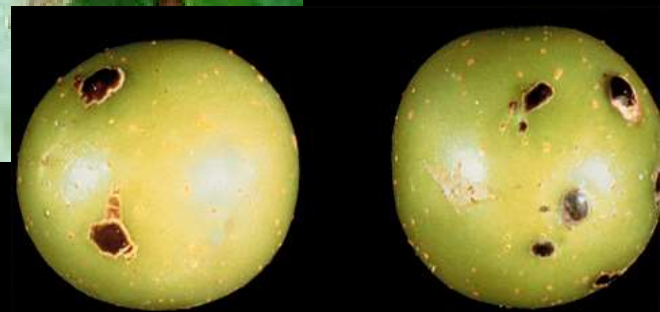
# Black Rot

*(Guignardia bidwellii f. muscadinii)*

- ❖ Major problem in bunch grapes.
- ❖ If muscadines are sprayed with standard fungicides (i.e. Maneb and Captan), this is generally not a major problem.
- ❖ Control with early-season applications.



W. O. Cline; Muscadine Grape Diseases and Their Control




APS Press; Diseases of Small Fruits

# Powdery Mildew

(*Uncinula necator*)

- ❖ Attacks leaves, cluster stem, and fruit shortly after bloom.
- ❖ Infected fruit become “russetted” and may crack.
- ❖ Can also result in fruit drop and/or reduced size.



W. O. Cline; Muscadine Grape Diseases and Their Control

**Table 3 - Muscadine Grape Disease Spray Program**

Application Time	Fungicide*	Amount/Acre	Remarks
First, just before bloom	Mancozeb	2 - 3 lb	
	or Captan 50WP	3 lb	
Second, just after bloom and fruit set	Nova 40W	1.2 - 2 oz	Do not omit application. Important for reducing bitter rot and other fruit infections.
	or Abound	11 - 15 oz	
Continue at 14-day intervals	Nova 40W or Abound	Above Rates	Use shorter application intervals during rainy periods. Extend application interval if conditions do not favor disease development.
Preharvest sprays beginning 6 to 8 weeks before harvest	Captan 50WP	3 lb	Necessary for berry rot control. Shorten application interval to 7 to 10 days if rainy conditions exist during berry maturation. Pay attention to days until harvest.
	or Nova 40W	Above Rates	
	or Abound		

Minimum days from last application until harvest:  
Nova – (14); Captan – (0); Mancozeb – (66); Abound – (14)



# Fungicides – the short version

- Alternate Nova with Captan, apply every 2 wks from Mid-May through August
- Where ripe rot is a problem, replace Captan with Abound, Pristine or Flint
- Use enough water for adequate coverage
- ALWAYS READ AND FOLLOW THE LABEL!!

Bill Cline; NCSU



## **Recommended Spray Schedule for Control of Berry Diseases**

Begin fungicide applications at bud break – usually early to mid-May.

Continue applications at 10 – 14 day intervals alternating among three classes of fungicides such as Nova, Abound, and Elite.

It is important to alternate between fungicides with different modes of action to prevent the pathogens from becoming resistant to the fungicides.

Apply fungicides at a 10 day interval during rainy periods and at a 14 day interval during dry periods.

Fungicide applications may be discontinued two months before harvest.

If muscadines are being grown for juice it is not necessary to apply any fungicides to most cultivars because the berry rots are not severe enough to effect their yield or quality.

**Barbara Smith; USDA**

# Critical Periods for Achieving Control of Muscadine Diseases

<b>Bitter Rot</b>	During shoot extension, through bloom, and preharvest.
<b>Black Rot</b>	During shoot extension, through bloom, and from fruit set until fruit is larger than ½ inch diameter.
<b>Ripe Rot</b>	From cap fall until harvest.
<b>Macrophoma Rot</b>	Last 6 weeks prior to harvest, especially 14 to 7 days before harvest, and immediately after a harvest but within the PHI before the next harvest.
<b>Angular Leaf Spot</b>	From fruit set through fruit ripening, and possibly after harvest.
<b>Powdery Mildew</b>	From fruit set through first hint of color change.

Chen et al. in *Muscadine Grapes*; 2001.

## Efficacy of selected fungicides against diseases of muscadine grape<sup>1</sup>

Fungicide	PHI (Pre-Harvest Interval)	Mode-of-Action (MOA) Grouping <sup>2</sup>	FRAC code <sup>3</sup>	Bitter rot	Powdery mildew	Ripe rot	Macro-phoma rot	Black rot	Sooty blotch	Dead arm	Angular leaf spot
Myclobutani (Rally)	14 days	G	3	++ <sup>2</sup>	++++	NA	+	++++	+++	???	++++
Thiophanate-methyl (Topsin- M)	7 days	B	1	++	+++	+	+	+++	+++	++	+++
Wettable Sulfur (Microthiol and other trade names)	1 day (re-entry)	Multi-site	M 2	NA	++++	NA	NA	NA	???	NA	NA
Pyraclostrobin + boscalid (Pristine)	14 days	C	7+11	+++	++++	++++	+++++	++++	+++++	++	++++
Kresoxim-methyl (Sovran)	14 days	C	11	+++	+++	+++	++	+++	+++	++	+++
Azoxystrobin (Abound)	14 days	C	11	+++	++++	++++	++++	++++	++++	++	++++
Trifloxystrobin (Flint)	14 days	C	11	+++	++++	++++	+++++	++++	+++++	++	+++
Ziram (Ziram)	21 days	Multi-site	M 3	++	++	+++	++	+++	+++	++	+++
Captan (Captan, Captec)	0 days (72 hrs re-entry)	Multi-site	M 4	++	++	++++	+++	+++	+++	++	+++
EBDCs (includes Maneb, Manex, Penncozeb, Manzate, Dithane M-45)	66 days	Multi-site	M 3	+++	++	NA	++	+++	++	++	+++

<sup>1</sup> NA = no significant activity, ??? = unknown activity; + = very limited activity, ++ = limited activity, +++ = moderate activity, ++++ = good activity, +++++ = excellent activity.

<sup>2</sup> Alternation of fungicides with different modes of action helps prevent the development of pest resistance to a particular class of fungicide. There is no benefit to alternating or tank-mixing fungicides with the same mode of action. Fungicides listed as "multi-site" are the least likely to be overcome by a resistant strain of a pathogen.

<sup>3</sup> In addition to MOA grouping, the FRAC code also indicates fungicides that can be alternated to discourage pest resistance; alternate or tank-mix only those products having different FRAC codes.

## **Nematodes**

- ❖ **Generally not considered to be a problem on muscadines.**
- ❖ **Very limited research.**

## **Crown Gall**

- ❖ **Generally not considered to be as much of a problem as observed in wine grapes.**
- ❖ **Associated with wire rubs and cold damage.**



## Occurrence and Distribution of Plant-Parasitic Nematodes on Muscadine Grapes in Georgia and North Carolina

Ganpati B. Jagdale,<sup>1,†</sup> Paul M. Severns,<sup>1</sup> Phillip M. Brannen,<sup>1</sup> and William O. Cline<sup>2</sup>

<sup>1</sup> Department of Plant Pathology, University of Georgia, Athens, GA 30602

<sup>2</sup> Entomology and Plant Pathology, North Carolina State University, Horticultural Crops Research Station, Castle Hayne, NC 28429

Accepted for publication 2 August 2019.

### Abstract

Muscadine grape, *Vitis rotundifolia*, is native to the southeastern United States, but Georgia (GA) and North Carolina (NC) are the largest North American producers. Plant-parasitic nematodes (PPNs) have become a significant factor affecting the health, quality, production, and maintenance of bunch grapes (*V. labrusca*, *V. vinifera*), but little is known about muscadine PPNs. A systematic survey was conducted of PPNs infesting eight and 11 muscadine grape vineyards in GA and NC in August and October 2018, respectively. The most frequently detected PPNs across all samples from both states were *Helicotylenchus* (90%), *Mesocriconema* (72%), and *Xiphinema* (58%). However, 5 *Hemicycliophora* and 710 *Scutellonema* nematodes/100 cm<sup>3</sup> of soil were found only in GA,

whereas only 1 *Belonolaimus* nematode/100 cm<sup>3</sup> of soil was found only in NC. Ordination of the nematode communities from the samples collected in GA and NC yielded groupings that aligned with the state of origin. Multivariate tests for group membership indicated that several genera were statistically associated with either NC or GA muscadines, and the PPN communities distinctly differed between states. Because muscadine grapes do not have established nematode thresholds, it is not known whether these nematode species are negatively impacting mature grapes.

**Keywords:** nematology, small fruits, *Helicotylenchus*, *Mesocriconema*, *Xiphinema*







Pruning wound diseases are also observed in muscadine. The most prevalent dieback disease in GA is caused by *Botryosphaeria dothidia*. Generally thought to be associated with pruning cuts, wire rubs, or broken spurs.



*Botryosphaeria dothidia*  
also causes the  
Macrophoma rot of  
muscadine grapes.

# Current Control Measures

- ❖ Following general pruning (Jan-Mar), spray pruning cuts with a compound such as Topsin M or Rally at the end of each day.
- ❖ If “dead arm” or “dieback” is observed, cut out the infected arm. Make the cut at least 8 inches below the canker. Sterilize the blades between cuts in a 10% bleach solution. Spray the cut with a fungicide.
- ❖ Maintain proper fertility and otherwise healthy vines.



# Postharvest Disease Control

- ❖ Largely a “black hole” with limited information.
- ❖ Low temperatures (between 0° and 3.5 °C) with saturated relative humidity are generally recommended, but saturated conditions increase rots.
- ❖ As a general rule, muscadine fruit should be moved to market in refrigerated trucks (4°C) and sold within seven days of harvest.

# Postharvest Disease Control

- ❖ *Alternaria, Aspergillus, Botrytis, Fusarium, Penicillium, and Greeneria* (very prevalent in storage) spp. have been reported.
- ❖ Torn stem scars are a major source of infection.

# Postharvest Disease Control

- ❖ Sulfur dioxide generators can be utilized, and they have been – with some success. However, damage to fruit is also possible.
- ❖ Ethylene oxide use has also been reported.
- ❖ Controlled atmosphere studies have been conducted.
- ❖ In general, the lack of research and costs have precluded use of these methods in muscadine grape storage.

