



HAL
open science

New taxonomic and conservation status of *Ossiculum* (Vandaeae, Orchidaceae), a highly threatened and narrow-endemic angraecoid orchid from Central Africa

Murielle Simo-Droissart, Tariq Stévert, Bonaventure Sonké, Sandrine Mayogo, Narcisse Kamdem, Vincent Droissart

► To cite this version:

Murielle Simo-Droissart, Tariq Stévert, Bonaventure Sonké, Sandrine Mayogo, Narcisse Kamdem, et al.. New taxonomic and conservation status of *Ossiculum* (Vandaeae, Orchidaceae), a highly threatened and narrow-endemic angraecoid orchid from Central Africa. *PhytoKeys*, 2018, 98 (98), pp.85-97. 10.3897/phytokeys.98.23511 . hal-02186972

HAL Id: hal-02186972

<https://hal.umontpellier.fr/hal-02186972>

Submitted on 17 Jul 2019

HAL is a multi-disciplinary open access archive for the deposit and dissemination of scientific research documents, whether they are published or not. The documents may come from teaching and research institutions in France or abroad, or from public or private research centers.

L'archive ouverte pluridisciplinaire **HAL**, est destinée au dépôt et à la diffusion de documents scientifiques de niveau recherche, publiés ou non, émanant des établissements d'enseignement et de recherche français ou étrangers, des laboratoires publics ou privés.

New taxonomic and conservation status of *Ossiculum* (Vandaeae, Orchidaceae), a highly threatened and narrow-endemic angraecoid orchid from Central Africa

Murielle Simo-Droissart¹, Tariq Stévant^{2,3,4}, Bonaventure Sonké^{1,2,3},
Sandrine Mayogo¹, Narcisse Kamdem¹, Vincent Droissart^{2,3,5}

1 Plant Systematics and Ecology Laboratory, Higher Teachers' Training College, University of Yaoundé I, P.O. Box 047, Yaoundé, Cameroon **2** Missouri Botanical Garden, Africa and Madagascar Department, P.O. Box 299, St. Louis, Missouri 63166-0299, U. S. A **3** Herbarium et Bibliothèque de Botanique africaine, C.P. 265, Université Libre de Bruxelles, Campus de la Plaine, Boulevard du Triomphe 1050, Brussels, Belgium **4** Botanic Garden Meise, Domein van Bouchout, Nieuwelaan 38, B-1860 Meise, Belgium **5** AMAP, IRD, CIRAD, CNRS, INRA, Univ Montpellier, Montpellier, France

Corresponding author: Murielle Simo-Droissart (murielle.simo@gmail.com)

Academic editor: Y. Mutafchiev | Received 9 January 2018 | Accepted 6 March 2018 | Published 2 May 2018

Citation: Simo-Droissart M, Stévant T, Sonké B, Mayogo S, Kamdem N, Droissart V (2018) New taxonomic and conservation status of *Ossiculum* (Vandaeae, Orchidaceae), a highly threatened and narrow-endemic angraecoid orchid from Central Africa. *PhytoKeys* 98: 85–97. <https://doi.org/10.3897/phytokeys.98.23511>

Abstract

In the context of producing a revised phylogenetic Linnean taxonomy of angraecoid orchids, the monotypic and narrow-endemic genus *Ossiculum* is synonymised with *Calyptrochilum*. Accordingly, a new combination in *Calyptrochilum* is proposed for *Ossiculum aurantiacum*. The morphological and DNA-based evidence for this transfer is discussed. Moreover, *Calyptrochilum aurantiacum* is here firstly reported outside Cameroon, with a record from the Republic of the Congo. The Red List conservation status of this species is reassessed and it is to be downgraded from “Critically Endangered” (CR) to “Endangered” (EN), following the recent discovery of additional subpopulations in Cameroon.

Résumé

En vue de produire une classification taxonomique linnéenne des orchidées angraecoïdes, le genre monotypique *Ossiculum*, longtemps considéré comme endémique du sud-ouest Cameroun, est placé en synonymie de *Calyptrochilum*. En conséquence, une nouvelle combinaison dans *Calyptrochilum* est proposée pour *Ossiculum aurantiacum*. Les données morphologiques et moléculaires qui justifient cette combinaison sont

discutées. L'espèce est signalée pour la première fois hors du Cameroun, en République du Congo. Suite à la découverte récente de sous-populations supplémentaires au Cameroun, le statut de conservation de cette espèce est réévalué selon la liste rouge de l'UICN. Bien que toujours menacée, l'espèce *Calyptrochilum aurantiacum* est transférée de la catégorie "En danger critique" (CR) vers la catégorie "En danger" (EN).

Keywords

Angraecoid orchids, *Calyptrochilum*, *ex situ* conservation, IUCN Red List Categories and Criteria, Mungo River Forest Reserve, Odzala National Park, *Ossiculum aurantiacum*

Introduction

While describing the monotypic genus *Ossiculum* P.J.Cribb & Laan, van der Laan and Cribb (1986) were the first to point out its morphological resemblance to *Calyptrochilum* Kraenzl, an angraecoid genus comprising two species widespread in tropical Africa. In fact, both genera possess a sigmoid clavate spur and their column bears a somewhat elongate bifid rostellum. Moreover, *Ossiculum aurantiacum* P.J.Cribb & Laan and *Calyptrochilum christyanum* (Rchb.f.) Summerh. have a yellow lip and a spur of similar shape. Later, Gasson and Cribb (1986), when describing the leaf anatomy of *O. aurantiacum*, found that *Ossiculum* and *Calyptrochilum* share an array of unique features which sets them apart from other angraecoid orchids: the same epidermal cell arrangements, spiral thickenings on some mesophyll cells, the presence of water storage cells, along with the absence of hypodermal and mesophyll sclereids and that of a palisade layer. By pooling the anatomical evidence with morphological and cytological data, these authors concluded that *Ossiculum* is most closely related to *Calyptrochilum*. The study of Arends and van der Laan (1986) on the cytology and morphology of angraecoid orchids recognised four groups based on rostellum length and basic chromosome number. One of these groups (the third one) comprised only *Calyptrochilum* and *Ossiculum* (rostellum elongated, $x = 17$ or 18). Twenty years later, the study of Carlswald et al. (2006) on comparative vegetative anatomy and systematics of 142 angraecoid orchid species also showed that *Ossiculum aurantiacum* and the two *Calyptrochilum* species have a very similar leaf anatomy. However, with its brightly yellow-orange flowers, its rostellum lobes resembling pincers and with a bipartite basal callus on the lip, *Ossiculum* is readily distinguished from the two species of *Calyptrochilum*, which bear predominantly white and green flowers, straight rostellum lobes and a three-lobed lip lacking a basal callus. In addition, the latter two species have a horizontal to pendent habit (vs an erect habit in *Ossiculum*) with the leaves more or less flat and arranged in a single plane (vs leaves V-shaped in cross-section).

Ossiculum aurantiacum was first discovered in the Mungo River Forest Reserve, Cameroon in 1980. At that time, the only specimens known were the type and a young seedling, both collected by the Dutch botanist H. J. Beentje. The young seedling flowered in cultivation in November 1983 at the University of Wageningen (The Netherlands) from which a voucher was collected (*van der Laan 718*). During the next

20 years, *O. aurantiacum* was not seen again despite the several thousand botanical collections that were made within 50 miles of the type locality (Pollard 2011). Based on that unique collection, the species was assessed as “Critically Endangered” (CR) on the IUCN Red List by Pollard and Darbyshire (2004).

In 2004, a new locality for this species was discovered in the Banyang-Mbo Wildlife Sanctuary, Cameroon. This wildlife sanctuary is widely held to be one of the most biologically important forest complexes in West Central Africa, harbouring 325 documented bird species, 71 amphibians, 63 reptiles and 33 large mammals (Riley and Riley 2005) and several narrow endemic plants (e.g. Cheek 2002; Sonké et al. 2002). Several large-scale anthropogenic disturbances (e.g. oil palm plantations in the west, timber exploitation in the north) have taken place around the sanctuary, menacing its biodiversity, notably the narrow range species which occur within the protected area and its surroundings (Asaha and Deakin 2016). The discovery of this new specimen in an additional location in Cameroon cast away the fears that *O. aurantiacum* might already be extinct and has fostered new specific surveys and a conservation programme dedicated to this species.

Thanks to intensive fieldwork in Cameroon in 2011 and 2017, we discovered new localities of *O. aurantiacum*. Newly collected specimens of the species were included into a phylogenetic study of African angraecoid orchids (Simo-Droissart et al. 2018a). In the meantime, examination of dried material deposited in BRLU (herbarium acronym according to Thiers 2018) led one of us (V. Droissart) to discover that the species has been collected in the Republic of the Congo in 1996, but had been misidentified as *Cyrtorchis* sp. This finding, along with new collections made at the type location in Cameroon in 2017, prompted us to reassess the IUCN conservation status of the species.

Based on these new data, this paper aims to (i) reappraise the taxonomy of *Ossiculum aurantiacum* and its generic status, (ii) update its distribution in light of the new collections in Cameroon and the first record of this species for the Republic of the Congo and (iii) define its ecology and threats and reassess its IUCN conservation status.

Material and methods

On-site ecology and conservation status of *Ossiculum aurantiacum* were investigated during three main field campaigns in the Southwest Region of Cameroon (2004, 2011 and 2017). To look for additional collections, herbarium specimens of BR, BRLU, K, WAG and YA (herbaria acronyms according to Thiers 2018) were examined. The geographical distribution of the species was determined from data given on the herbarium sheets. New country records were identified by comparing the species distribution with the information provided by Govaerts et al. (2017). The species distribution map was prepared using ArcMap 10.4.1 (ESRI 2016).

Phylogenetic relationships between African angraecoid orchids, including *Ossiculum* and *Calypstrochilum*, were inferred on the basis of DNA sequence data from three regions (ITS, *matK*, and the *trnL-trnF* intergenic spacer) and 555 accessions represent-

ing 316 species from 43 genera (see Simo-Droissart et al. 2018a). We performed the parsimony and the Bayesian analyses on the combined matrix using, respectively, the computer programme PAUP* v.4.0 a 146 (Swofford 2002) and MrBayes 3.2.5 (Ronquist and Huelsenbeck 2003; Ronquist et al. 2012).

Using the IUCN Red List Categories and Criteria (IUCN 2012), we made a preliminary risk of extinction assessment for the species. We imported georeferenced specimen data into the *ConR* package (Dauby et al. 2017) to calculate the area of occupancy (AOO) and extent of occurrence (EEO). The cell size for AOO was set 2 × 2 km as recommended by IUCN (2017). We calculated the number of ‘locations’ (as defined by IUCN 2017) with regard to the kind of threats, such that a single ‘location’ may encompass more than one adjacent population.

Results

Taxonomy

Simo-Droissart et al. (2018a) included *Ossiculum aurantiacum* in their molecular study of African angraecoid orchids and showed that, in both parsimony and Bayesian analyses, *O. aurantiacum* was sister to the two species of *Calyptrochilum*. This relationship is supported with strong bootstrap (BS 100) and posterior probability (PP 1), while the sister relationship of the two *Calyptrochilum* species is supported moderately and only by the Bayesian analysis (PP 0.77). Given the morphological and cytological similarities between *Ossiculum* and *Calyptrochilum* (see above) and the molecular data, we consider the monotypic genus *Ossiculum* as a junior synonym of *Calyptrochilum* and propose the following amended generic diagnosis.

Calyptrochilum Kraenzl., 1895: 30

Ossiculum van der Laan & Cribb, 1986: 823. Type species: *Ossiculum aurantiacum* van der Laan & Cribb, 1986: 824, **syn. nov.**

Type species. *Calyptrochilum preussii* Kraenzl. (1895: 30) (= *Calyptrochilum emarginatum* (Afzel. ex Sw.) Schltr. (1918: 84)).

Basionym. *Limodorum emarginatum* Afzel. ex Sw. (1805: 86).

Description. Epiphytic or lithophytic herbs. Stem cylindrical, erect, spreading or pendent, covered by sheathing leaf bases. Leaves coriaceous, distichous, imbricate, unequally bilobed at tip, articulate to sheathing at the base. Inflorescence axillary, few- to many-flowered, shorter than leaves; bract distichous, cucullate. Flowers white, sometimes with a green or yellow mark on labellum or bright orange with a yellow labellum. Sepals ovate-elliptic, acuminate. Petals oblanceolate, acute. Labellum entire or

trilobed, spurred at base; spur geniculate in middle, clavate at tip. Column with two pollinia, pollinia attached to an ovate or horseshoe-shaped viscidium.

Distribution and ecology. *Calyptrochilum* is a genus of three species distributed throughout tropical Africa, from sea level to 1200 m and found as epiphyte in humid evergreen forests, humid woodland, savannahs and as lithophyte.

***Calyptrochilum aurantiacum* (P.J.Cribb & Laan) Stévant, M.Simo & Droissart comb. nov.**

urn:lsid:ipni.org:names:60476300-2

Basionym. *Ossiculum aurantiacum* van der Laan & Cribb, 1986: 824.

Type. Cameroon. Mungo River Forest Reserve, 13 km on road from Kumba to Loum, 04.682°N, 09.533°E, 16 Dec. 1980, *Beentje 1460A* (holotype: WAG! isotypes: K!, WAG!, YA!).

Additional specimens examined. CAMEROON. Mungo River Forest Reserve, 13 km on road from Kumba to Loum, 04.682°N, 09.533°E, 16 Dec. 1980, *van der Laan 718* (WAG). Southwest Region, Nguti village, path between the WCS station and the camp “552”, outside of the Banyang-Mbo Wildlife Sanctuary, 05.337°N, 09.473°E, 15 November 2004, *Yaoundé shadehouse series 196* (BRLU, YA). *Ibid.*, 10 May 2005, *Yaoundé shadehouse series 265* (BRLU). *Ibid.*, 20 September 2006, *Yaoundé shadehouse series 428* (BRLU). *Ibid.*, inside of the Banyang-Mbo Wildlife Sanctuary, 05.344°N, 09.517°E, 9 May 2011, *Yaoundé shadehouse series 2773* (BRLU). *Ibid.*, 13 June 2011, *Yaoundé shadehouse series 2865* (YA). *Ibid.*, 1 September 2011, *Yaoundé shadehouse series 3075* (BRLU). *Ibid.*, 7 May 2012, *Yaoundé shadehouse series 3550* (K, MO, WAG). Southwest Region, Nguti village, between the WCS station and the camp “552”, on a forestry trail at the border of the Banyang-Mbo Wildlife Sanctuary, 05.355°N, 09.491°E, 4 June 2017, *Droissart & Kamdem N. 2382* (BRLU, YA). Southwest Region, north of Ebonji village, on the trail to Mahole village, on cocoa tree, 04.773°N, 09.597°E, 8 June 2017, *Droissart & Kamdem N. 2407* (BRLU, YA). *Ibid.*, on kola tree, 8 June 2017, *Droissart & Kamdem N. 2409* (BRLU, YA). Southwest Region, northeast of Ebonji village, approximately 500 m from west bank Mungo River, on *Desbordesia glaucescens* (Engl.) Tiegh. (Irvingiaceae), 04.771°N, 09.578°E, 9 June 2017, *Droissart & Kamdem N. 2420* (BRLU, YA). REPUBLIC OF THE CONGO. Grand escarpement d’Odzala, bai de l’ombrette, forêt à *Gilbertiodendron dewevrei* (De Wild.) J.Leonard (Fabaceae), 01.067°N, 14.467°E, 1996, *Lejoly 96/1063* (BRLU).

Distribution. Cameroon and the Republic of the Congo (Figure 1). This species is reported here for the first time in the Republic of the Congo. Its presence in a forest with *Gilbertiodendron dewevrei* suggests that *Calyptrochilum aurantiacum* might be more widely distributed, as this type of monodominant forest extends from Nigeria to the Democratic Republic of the Congo and northern Angola.

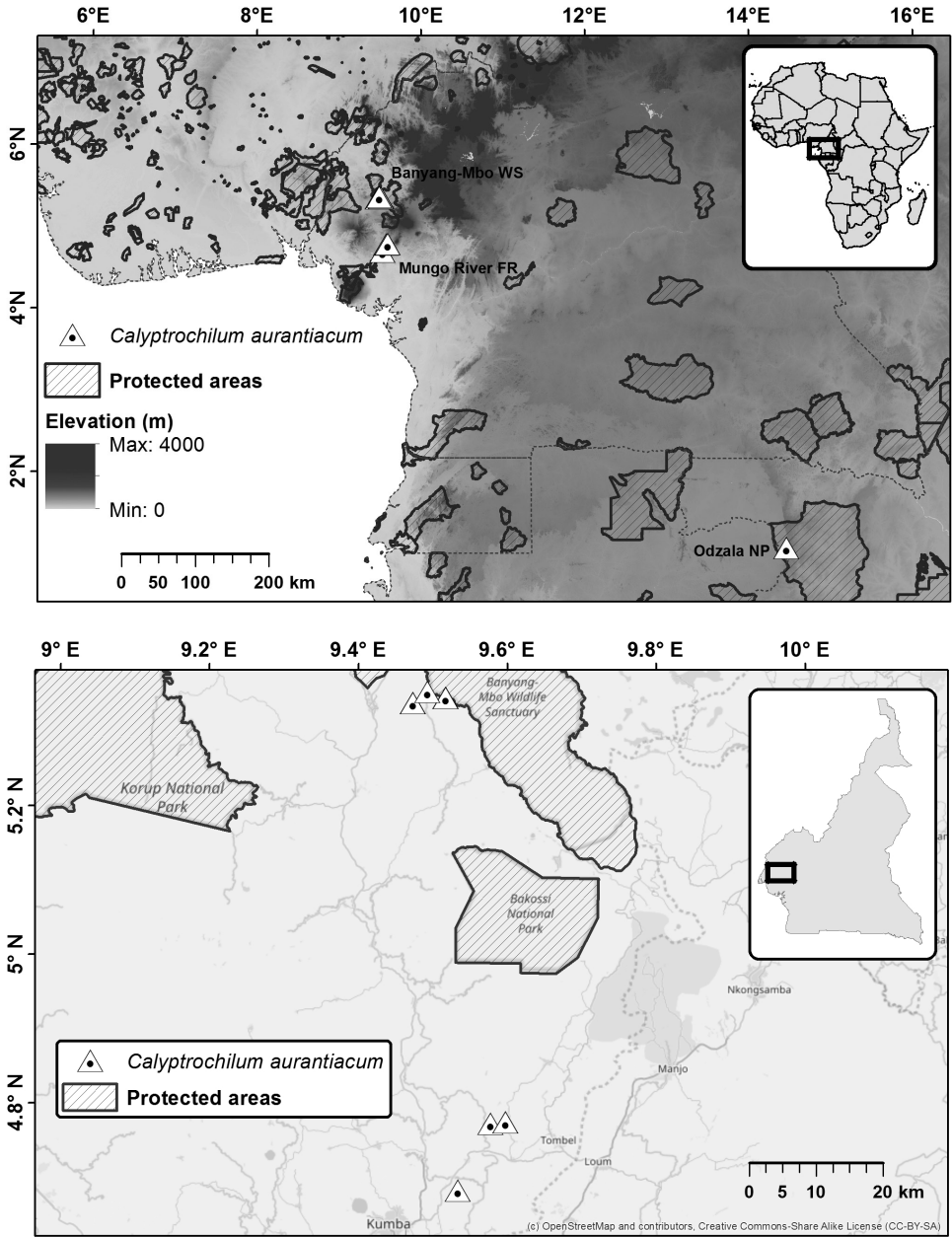


Figure 1. Current distribution of *Calypstrochilum aurantiacum* in Central Africa (upper map) and in Cameroon (lower map). WS = Wildlife Sanctuary; FR = Forest Reserve; NP = National Park.

Ecology and habitat. *Calypstrochilum aurantiacum* occurs between 240 to 600 m elevation in mature dense lowland forest (sometimes degraded), in plantations and in *Gilbertiodendron dewevrei* monodominant forest. It was initially collected growing as an epiphyte 35



Figure 2. Habitat degradation and forest clearance at the type locality of *Calypstrochilum aurantiacum* (Mungo River Forest Reserve). In less than 10 years, hundreds of hectares of mature lowland rainforest have been converted to cocoa plantations along the Mungo River (pers. comm. by local communities). **A** Freshly cleared forest where plantain and bananas will be cultivated during two years prior to being replaced by cocoa trees. **B** A ten-year old cocoa plantation on the banks of the Mungo River; only a few shade trees remain from the original forest. **C** Plantain and banana bunches that are harvested every day along the Mungo River. Photographs by V. Droissart (June 2017).

m above the ground on the lower branches of a primary forest tree (van der Laan and Cribb 1986). In 2017, we collected the species near the type locality on *Desbordesia glaucescens* (Irvingiaceae) and *Scottellia* sp. (Achariaceae) that had recently been felled to establish a new cocoa and banana plantation (Figure 2). In the same locality, the species was also collected on kola and cocoa trees in a 7-year old cocoa plantation. Within and around the Banyang-Mbo Wildlife Sanctuary, it was collected in the canopy of large trees (i.e. *Duguetia staudtii* (Engl. & Diels) Chatrou (Annonaceae) and *Klainedoxa gabonensis* (Pierre ex Engl.) (Irvingiaceae)).

Calypstrochilum aurantiacum is a heliophile epiphyte growing on branches of 5 to 20 cm in diameter under the canopy of large trees (from 50 to more than 100 cm diameter at breast high). In most observed trees (ten observations), *Calypstrochilum aurantiacum* was found growing together with the angraecoid orchid *Diaphananthe plehniana* (Schltr.) Schltr. and with the fern *Microgramma owariensis* (Desv.) Alston (Polypodiaceae) (Figure 3). On *Duguetia staudtii* and *Desbordesia glaucescens*, we observed more than 100 individuals per tree. The flowering and fruiting of *C. aurantiacum* occur during the large rainy season, from May to November.

Conservation

The extent of occurrence (EOO) of *Calyptrochilum aurantiacum* is estimated to be 19948.1 km², which falls within the limits for “Vulnerable” (VU) category under criterion B1, whereas its area of occupancy (AOO) is estimated to be 28 km², which falls within the limits for “Endangered” (EN) category under criterion B2. *Calyptrochilum aurantiacum* is an epiphyte of lowland evergreen rainforest. The species occurs within two officially protected areas: the Banyang-Mbo Wildlife Sanctuary in Cameroon and the Odzala National Park in Republic of the Congo. These two protected areas appear well managed. In other sites where *C. aurantiacum* occurs in Cameroon (within the Mungo River Forest Reserve and outside of the Banyang-Mbo Wildlife Sanctuary), its habitat is currently experiencing a great deal of human pressure (i.e. lowland forest is currently under threat from logging, farming practices, establishment of crop plantations, population growth and human migration, leading to urban expansion). From our recent observations made in June 2017 (Figure 2), the Mungo River Forest Reserve in Cameroon can no longer be considered as an effective protected area. Indeed, the recent construction of a road along the border of the Mungo River Forest Reserve provides greater accessibility, resulting in intensification of forest clearance inside and outside of the reserve’s boundary. The main threats to the species are timber exploitation in the north of the Banyang-Mbo Wildlife Sanctuary, cocoa, plantain and banana plantations in the Mungo River Forest Reserve and shifting agriculture and oil palm plantation on the eastern part of the Banyang-Mbo Wildlife Sanctuary. These activities are gradually transforming the species habitat and we think that this degradation will continue in the future.

There are 20 herbarium specimens of *Calyptrochilum aurantiacum* collected in six localities that represent three subpopulations: two in Cameroon (the Mungo River Forest Reserve and the Banyang-Mbo Wildlife Sanctuary) and the third in the Republic of the Congo. These three subpopulations represent five locations (*sensu* IUCN 2017), which fall within the limits for the IUCN category “Endangered” (EN) under criterion B2. The projected ongoing loss of its habitat leads us to predict a continuous decline in mature individuals of the species. Thus, *C. aurantiacum* is assigned an IUCN conservation status of EN B2ab(iii,v).

Discussion

The integration of molecular evidence into current taxonomical practice and the adoption of a strictly phylogenetic Linnean framework in orchid classification have been altering many generic boundaries (Chase et al. 2015). For instance, two other African angraecoid genera, *Podangis* Schltr. and *Sphyrarhynchus* Mansf. considered monotypic, were recently recircumscribed and now comprise, respectively, two (Cribb and Carlswald 2012) and three species (Martos et al. 2017). Our recent molecular phylogeny on African angraecoid orchids (Simo-Droissart et al. 2018a) substantially improved the understanding of taxonomic relationships among the angraecoid orchids, leading us to describe a new genus to accommodate continental African species of *An-*




Figure 3. Ecology and habit of natural populations of *Calypstrochilum aurantiacum*. **A** Flowering individual growing on upper branches of a felled kola tree, along with the angraecoid orchid *Diaphananthe plehniana* and the fern *Microgramma owariensis*. **B** Dense population growing on 1 metre long branches of *Duguetia staudtii*. **C** *Calypstrochilum aurantiacum* and *Diaphananthe plehniana* growing side by side on *Salacia* sp. (Celastraceae). Photographs by V. Droissart (June 2017).

graecum Bory sect. *Pectinaria* (Benth.) Schltr. (Simo-Droissart et al. 2018b) and to transfer *Ossiculum aurantiacum* to *Calypstrochilum*.

Our recent observations on the rapid degradation of the natural habitat of *Calypstrochilum aurantiacum* within the Mungo River Forest Reserve and around the Banyang-Mbo Wildlife Sanctuary both in Cameroon, stress the need for urgent actions to protect the last remaining patch of intact lowland forests from human activities. The survival of several other plant species endemic to this area, such as *Afrothismia winkleri* (Engl.) Schltr. (Burmanniaceae, IUCN status = CR, IUCN SSC East African Plants Red List Authority 2013), *Cola metallica* Cheek (Malvaceae, IUCN status = CR, Cheek 2003), *Tricalysia lejolyana* Sonké & Cheek (Rubiaceae, IUCN status = EN, Sonké et al. 2004), also relies on the conservation of these forests occurring below 600 m elevation.

Due to the ongoing destruction of its natural habitat, *Calypstrochilum aurantiacum* has been the focus of an *ex situ* conservation project. The species has been cultivated since 2004 in our *ex situ* collection in Yaoundé, Cameroon. Living specimens, collected from fallen branches and trees in the field, have been successfully grown and they have flowered for several consecutive years. Presently, about 150 living individuals are being cultivated in the shadehouse. Since November 2015, we




Figure 4. Seed banking of *Calyptrochilum aurantiacum* in Yaoundé (Cameroon). In 2017, an *ex situ* conservation programme was initiated to support the long term preservation of *C. aurantiacum*. **A** Due to the small size of the flowers, manual pollination has been performed under a stereomicroscope. **B** Fruit development and maturation takes place in a shadehouse established in Yaoundé. **C** Finally, viable seeds have been harvested and conserved in the freezer (-20°C). Before being preserved at low temperature, seed viability is assessed using the tetrazolium test (red colouration of living embryo). Photographs **A** and **C** by V. Droissart, B by Gyslène Kamdem.

have performed eight hand pollination experiments on *C. aurantiacum* in the shadehouse and the species has been introduced in our seed bank in Yaoundé (Figure 4). However, due to the small size of its flowers, manual pollination of *C. aurantiacum* is still challenging as the fruit set (resulting from hand self-pollination) remains low ($\sim 25\%$). On-site studies on reproductive biology of the species are thus needed to identify pollination mechanisms involved and to check if the pollinator(s) is/are also threatened by forest clearance.

The patchy distribution of *Calyptrochilum aurantiacum* seems surprising and suggests that additional surveys should be made to search for new populations. The discovery of the satellite population in the Republic of the Congo also raised the question whether the Cameroonian and Congolese populations of *C. aurantiacum*, separated by more than 650 km, have different species of pollinators. Seemingly, the intriguing pollinator may be absent in Yaoundé since we have never observed “natural” pollination on the living plants in cultivation.

Notwithstanding the success of our *ex situ* conservation programme, strategies to ensure the long-term survival of *C. aurantiacum* must focus primarily on *in situ* conservation efforts. During the 2017 survey, we found one individual growing on a cocoa tree within a plantation at Ebonji, Cameroon. Since clearance of forest for conversion to agricultural plantations will continue to increase, we performed in September 2017 the transplantation of 45 individuals on three cocoa trees (15 on each) in Ebonji village, in order to see if the species could maintain viable populations in those plantations. If the transplantation tests prove successful, the next step will be to ensure that the pollinator will also survive in this human-transformed habitat.

Conclusion

Morphological and DNA-based evidence led to the transfer of the narrow-endemic *Ossiculum aurantiacum* to the widespread genus *Calypstrochilum* and, thus, recognises the monotypic genus *Ossiculum* as a junior synonym of *Calypstrochilum*. Thanks to recent intensive field trips and laboratory work on central African orchids, new localities of *Calypstrochilum aurantiacum* have been discovered, a situation that contributed to downgrade the IUCN conservation status of the species. *Calypstrochilum aurantiacum* is currently known from five locations in two countries (Cameroon and Republic of the Congo) and is assessed as Endangered [EN B2ab(iii,v)] according to the IUCN Red List Categories and Criteria. Fieldwork within and around the Odzala National Park is required to evaluate the species habitat and the state of the subpopulation there. *In situ* studies on reproductive biology would be necessary for greater efficiency in conservation measures.

Acknowledgments

We express our gratitude to the Mohamed bin Zayed Species Conservation Fund (Grant n°16255698, V. Droissart as PI) and the National Geographic Society (Grant C303-15, V. Droissart as PI) who supported fieldwork and monitoring of the orchid living collection in Cameroon. The U.S. National Science Foundation (Grant 1051547, T. Stévant as PI, G. M. Plunkett as Co-PI) also supported fieldwork and herbarium visits. We are grateful to the curators of the following herbaria BR, BRLU, K, WAG and YA for making their collections available and for facilities kindly provided. The American Orchid Society provided financial support to the work of the first and the last author in Cameroon. We are grateful to the authorities of Higher Teachers' Training College, University of Yaoundé I, to host the Yaoundé shadehouse and for allowing authors to access their facilities. We would like to thank Marie-Noël Djuikouo, Gyslène Kamdem, Charlemagne Nguembou and Lise Zemagho for collecting vouchers and taking photographs of the species in the Yaoundé shadehouse in Cameroon. Finally, we thank João N. M. Farminhão for commenting and improving the English of the manuscript and the two reviewers for their constructive comments on an earlier version of the manuscript.

References

- Arends JC, van der Laan FM (1986) Cytotaxonomy of the Vandaeae. *Lindleyana* 1(1): 33–41.
- Asaha S, Deakin EL (2016) Land-use change and its influence on rural livelihoods, food security and biodiversity conservation in the Southwest Region of Cameroon. In: Deakin EL, Kshatriya M, Sunderland TCH (Eds) *Agrarian change in tropical landscapes*. Center for International Forestry Research (CIFOR), Bogor, Indonesia, 54–90.
- Carlsward BS, Stern WL, Bytebier B (2006) Comparative vegetative anatomy and systematics of the angraecoids (Vandaeae, Orchidaceae) with an emphasis on the leafless habit. *Botanical Journal of the Linnean Society* 151(2): 165–218. <https://doi.org/10.1111/j.1095-8339.2006.00502.x>
- Chase MW, Cameron KM, Freudenstein JV, Pridgeon AM, Salazar G, Berg C, Schuiteman A (2015) An updated classification of Orchidaceae. *Botanical Journal of the Linnean Society* 177(2): 151–174. <https://doi.org/10.1111/boj.12234>
- Cheek M (2002) Three new species of *Cola* (Sterculiaceae) from western Cameroon. *Kew Bulletin Additional Series* 57(2): 403–415.
- Cheek M (2003) *Cola metallica*. The IUCN Red List of Threatened Species 2003. <https://doi.org/10.2305/IUCN.UK.2003.RLTS.T43881A10828436.en> [accessed 03 January 2018]
- Cribb PJ, Carlsward BS (2012) New combinations in *Aerangis*, *Diaphananthe* and *Podangis* (Orchidaceae, subtribe Angraecinae). *Phytotaxa* 71(1): 42–47. <https://doi.org/10.11646/phytotaxa.71.1.8>
- Dauby G, Stévant T, Droissart V, Cosiaux A, Deblauwe V, Simo-Droissart M, Sosef MSM, Lowry II PP, Schatz GE, Gereau RE, Couvreur TLP (2017) ConR: An R package to assist large-scale multispecies preliminary conservation assessments using distribution data. *Ecology and Evolution* 7(24): 11292–11303. <https://doi.org/10.1002/ece3.3704>
- ESRI (2016) ArcGIS 10.4.1. for desktop.
- Gasson P, Cribb PJ (1986) The leaf anatomy of *Ossiculum aurantiacum* Cribb & van der Laan (Orchidaceae: Vandoideae). *Kew Bulletin* 41(4): 827–832. <https://doi.org/10.2307/4102984>
- Govaerts R, Bernet P, Kratochvil K, Gerlach G, Carr G, Alrich P, Pridgeon AM, Pfahl J, Campacci MA, Holland Baptista D, Tigges H, Shaw J, Cribb PJ, George A, Kreuz K, Wood J (2017) World Checklist of Orchidaceae. <http://www.kew.org/wcps/> [accessed 15 December 2017].
- IUCN (2012) IUCN Red List Categories and Criteria: Version 3.1. 2nd edition. Gland, Switzerland and Cambridge, UK, 32 pp.
- IUCN (2017) Guidelines for Using the IUCN Red List Categories and Criteria. Version 13. http://www.iucnredlist.org/documents/redlist_guidelines_v1223290226.pdf
- IUCN SSC East African Plants Red List Authority (2013) *Afrothismia winkleri*. The IUCN Red List of Threatened Species 2013. <https://doi.org/10.2305/IUCN.UK.2013-2.RLTS.T39540A45338733.en> [accessed 23 November 2017]
- Martos F, Le Pechon T, Johnson SD, Bytebier B (2017) A reassessment of *Angraecopsis*, *Mystacidium* and *Sphyrarhynchus* (Orchidaceae, Vandaeae) based on molecular and morphological evidence. *Botanical Journal of the Linnean Society* 186(1): 1–17. <https://doi.org/10.1093/botlinnean/box079>

- Pollard BJ (2011) Orchidaceae. In: Onana J-M, Cheek M (Eds) Red Data Book of the Flowering Plants of Cameroon: IUCN Global Assessments. Kew Publishing, Royal Botanic Gardens, Kew, 383–421.
- Pollard BJ, Darbyshire I (2004) *Ossiculum aurantiacum*. <http://dx.doi.org/10.2305/IUCN.UK.2004.RLTS.T46364A11051652.en>. [accessed 23 November 2017].
- Riley L, Riley W (2005) Nature's strongholds: The world's great wildlife reserves. Princeton University Press, New Jersey.
- Ronquist F, Huelsenbeck JP (2003) MrBayes 3: Bayesian phylogenetic inference under mixed models. *Bioinformatics* (Oxford, England) 19(12): 1572–1574. <https://doi.org/10.1093/bioinformatics/btg180>
- Ronquist F, Teslenko M, van der Mark P, Ayres DL, Darling A, Höhna S, Larget B, Liu L, Suchard MA, Huelsenbeck JP (2012) MrBayes 3.2: Efficient Bayesian phylogenetic inference and model choice across a large model space. *Systematic Biology* 61(3): 539–542. <https://doi.org/10.1093/sysbio/sys029>
- Simo-Droissart M, Plunkett GM, Droissart V, Edwards MB, Farminhão JNM, Ječmenica V, D'hajjère T, Lowry II PP, Sonké B, Micheneau C, Carlsward BS, Azandi L, Verlynde S, Hardy OJ, Martos F, Bytebier B, Fischer E, Stévant T (2018a) New phylogenetic insights toward developing a natural generic classification of African angraecoid orchids (Vandaeae, Orchidaceae). *Molecular Phylogenetics and Evolution* 126: 241–249. <https://doi.org/10.1016/j.ympev.2018.04.021>
- Simo-Droissart M, Sonké B, Droissart V, Stévant T (2018b) *Afropectinariella* (Vandaeae, Orchidaceae), a new genus from the *Angraecum* alliance. *PhytoKeys* 96: 79–86. <https://doi.org/10.3897/phytokeys.96.23933>
- Sonké B, Cheek M, Nambou DM, Robbrecht E (2002) A new species of *Tricalysia* A. Rich. ex DC. (Rubiaceae) from western Cameroon. *Kew Bulletin* 57(3): 681–686. <https://doi.org/10.2307/4110999>
- Sonké B, Cheek M, Nambou M, Robbrecht E (2004) *Tricalysia lejolyana*. The IUCN Red List of Threatened Species 2004. <https://doi.org/10.2305/IUCN.UK.2004.RLTS.T46173A11039597.en> [accessed 23 November 2017]
- Swofford DL (2002) PAUP* 4.0: phylogenetic analysis using parsimony (* and other methods), version 4.0.alpha 146, MA.
- Thiers B (2018) Index Herbariorum: A global directory of public herbaria and associated staff. New York. <http://sciweb.nybg.org/science2/IndexHerbariorum.asp> [accessed 24 April 2018, continuously updated]
- van der Laan FM, Cribb PJ (1986) *Ossiculum* (Orchidaceae), a new genus from Cameroun. *Kew Bulletin* 41(4): 823–826. <https://doi.org/10.2307/4102983>