

2019-20
FLORIDA STATE UNIVERSITY
FACT BOOK



Office of Institutional Research
318 Westcott
Florida State University
Tallahassee, FL 32306-1359
ir.fsu.edu

June 2020

Executive Summary of Statistics

First Time in College (FTIC) Admission Statistics (summer/fall applications)

	2010	2011	2012	2013	2014	2015	2016	2017	2018	2019
Applied	26,037	28,313	30,040	29,579	30,266	29,828	29,027	35,334	50,314	58,936
Admitted	15,498	16,561	16,124	16,803	16,763	16,674	16,840	17,381	18,504	21,202
Enrolled	5,952	6,145	5,738	6,048	6,021	6,100	6,282	6,523	6,324	7,106
Average SAT Enrolled	1202.7	1205.7	1201.9	1199.5	1211.8	1206.1	1201.8	1259.0*	1279.1*	1,275.4*
Average SAT 3 Enrolled		1802.9	1800.1	1795.7	1814.2	1804.5	1797.0			
Average ACT Enrolled	26.4	26.5	26.7	26.9	27.2	27.1	27.1	27.6	28.2	28.4
Average High School GPA	3.76	3.79	3.85	3.88	3.92	3.91	3.95	4.02	4.07	4.07

* Beginning in 2017, the SAT test was re-designed. There is no longer a separate writing component. The scores have not been concorded.

New FTIC Students by Residency (annual total)

	2010-11	2011-12	2012-13	2013-14	2014-15	2015-16	2016-17	2017-18	2018-19	2019-20
In-state	5,654	5,847	5,435	5,836	5,616	5,635	5,650	5,802	5,581	6,464
Out-of-State	<u>386</u>	<u>382</u>	<u>383</u>	<u>502</u>	<u>745</u>	<u>609</u>	<u>776</u>	<u>758</u>	<u>774</u>	<u>700</u>
Total	6,040	6,229	5,818	6,338	6,361	6,244	6,426	6,560	6,355	7,164

Final Student Instruction (SIF) files

Student Enrollment - Fall Semesters

	2010	2011	2012	2013	2014	2015	2016	2017	2018	2019
Full-time Undergraduate	28,148	28,797	28,769	28,859	29,083	29,104	29,248	29,325	29,192	29,821
Part-time Undergraduate	2,857	3,054	3,174	3,417	3,538	3,355	3,421	3,487	3,231	3,179
Full-time Graduate	5,981	6,075	5,911	5,943	5,945	5,913	5,894	5,715	5,649	5,911
Part-time Graduate	2,530	2,411	2,244	2,092	2,027	1,906	2,035	2,148	2,409	2,803
Full-time Unclassified	242	366	334	335	359	372	353	300	366	310
Part-time Unclassified	<u>1,080</u>	<u>1,007</u>	<u>869</u>	<u>831</u>	<u>821</u>	<u>823</u>	<u>916</u>	<u>925</u>	<u>870</u>	<u>852</u>
Total	40,838	41,710	41,301	41,477	41,773	41,473	41,867	41,900	41,717	42,876

Student Enrollment - Fall Semesters by Ethnicity and Gender

	2010	2011	2012	2013	2014	2015	2016	2017	2018	2019
White Female	15,021	15,097	14,920	14,617	14,392	14,045	13,916	13,836	13,753	14,158
White Male	12,719	12,681	12,427	12,255	12,206	11,826	11,513	11,329	10,779	10,832
Black Female	2,412	2,406	2,281	2,236	2,141	2,103	2,258	2,235	2,418	2,530
Black Male	1,399	1,369	1,318	1,270	1,243	1,213	1,243	1,231	1,237	1,308
Hispanic Female	2,793	3,059	3,202	3,456	3,752	3,877	4,152	4,300	4,474	4,723
Hispanic Male	2,321	2,501	2,531	2,770	2,917	3,118	3,259	3,343	3,425	3,573
Asian Female	618	598	571	532	542	546	561	581	628	675
Asian Male	588	534	507	494	475	462	470	484	484	516
Amer. Indian/Native Alaskan	116	98	86	98	64	54	62	57	51	43
Amer. Indian/Native Alaskan	86	63	47	61	52	33	38	27	32	22
Hawaiian/Pacific Isle Female			10	32	36	31	29	27	30	21
Hawaiian/Pacific Isle Male			4	33	25	24	26	21	22	16
Two/More Races Female	287	434	506	493	599	652	733	829	860	975
Two/More Races Male	192	296	345	354	467	516	550	593	653	691
Non-Resident Alien Female	797	895	859	978	1,074	1,137	1,199	1,149	1,101	1,096
Non-Resident Alien Male	822	948	914	1,039	1,105	1,141	1,173	1,152	1,131	1,136
Not Reported Female	312	327	350	366	344	364	333	338	309	261
Not Reported Male	<u>347</u>	<u>350</u>	<u>396</u>	<u>380</u>	<u>320</u>	<u>318</u>	<u>360</u>	<u>382</u>	<u>330</u>	<u>300</u>
Total	40,838	41,710	41,301	41,477	41,773	41,473	41,867	41,900	41,717	42,876

Degrees Awarded

	2009-10	2010-11	2011-12	2012-13	2013-14	2014-15	2015-16	2016-17	2017-18	2018-19
Baccalaureate	7,926	7,886	7,860	7,938	8,105	8,421	8,626	8,611	8,791	8,460
Master's	2,203	2,218	2,142	2,316	2,065	2,153	2,064	2,076	2,117	1,962
Specialist	42	59	59	52	49	49	53	58	53	44
Doctorate	340	429	444	385	436	444	406	417	448	446
Juris Doctorate	249	276	288	239	262	259	190	213	197	170
Medical Doctorate	<u>94</u>	<u>113</u>	<u>118</u>	<u>112</u>	<u>115</u>	<u>114</u>	<u>120</u>	<u>116</u>	<u>109</u>	<u>114</u>
Total	10,854	10,981	10,911	11,042	11,032	11,440	11,459	11,491	11,715	11,376

Executive Summary of Statistics

Annual Student Full-Time Equivalent (National Standard FTE) Enrollment										
	2009-10	2010-11	2011-12	2012-13	2013-14	2014-15	2015-16	2016-17	2017-18	2018-19
Lower	13,790.3	14,295.1	14,901.5	14,630.0	14,154.7	14,348.6	14,748.3	14,939.3	14,855.3	14,619.2
Upper	16,859.7	16,780.4	16,898.6	16,981.0	17,280.0	17,209.9	16,844.1	17,255.4	17,546.7	17,632.2
Graduate	<u>7,686.2</u>	<u>7,712.2</u>	<u>7,772.2</u>	<u>7,553.4</u>	<u>7,454.6</u>	<u>7,337.5</u>	<u>7,317.8</u>	<u>7,395.6</u>	<u>7,241.4</u>	<u>7,493.4</u>
Total	38,336.2	38,787.7	39,572.3	39,164.4	38,889.3	38,896.0	38,910.2	39,589.6	39,643.5	39,744.9

<i>College of Medicine (MD) Headcount</i>	450	475	476	476	481	482	483	475	470	480
---	-----	-----	-----	-----	-----	-----	-----	-----	-----	-----

Nine- & Twelve-Month State Funded Filled FTE Faculty Positions (excludes Medicine)										
	2010-11	2011-12	2012-13	2013-14	2014-15	2015-16*	2016-17*	2017-18*	2018-19*	2019-20*
Professor	490.0	480.2	475.3	493.4	475.8	469.3	480.2	497.9	497.2	508.50
Associate Professor	356.4	331.6	339.1	327.0	320.0	320.5	311.9	296.3	297.4	299.25
Assistant Professor	238.7	214.0	232.5	254.0	273.8	284.0	287.0	291.0	302.0	346.96
Instructor	3.5	5.5	7.5	7.5	1.0	0.0	0.0	0.0	0.0	0.0
Other	<u>357.4</u>	<u>334.1</u>	<u>350.9</u>	<u>371.2</u>	<u>388.4</u>	<u>718.8</u>	<u>659.3</u>	<u>662.3</u>	<u>665.8</u>	<u>723.20</u>
All Ranks	1,446.0	1,365.4	1,405.2	1,453.2	1,458.9	1,792.6	1,738.4	1,747.6	1,762.4	1,877.91

Nine-Month Filled Faculty Average Salary by Rank (excludes Medicine)										
	2010-11	2011-12	2012-13	2013-14	2014-15	2015-16*	2016-17*	2017-18*	2018-19*	2019-20*
Professor	\$103,696	\$108,176	\$109,378	\$114,574	\$115,641	\$120,467	\$127,745	\$132,108	\$135,393	\$138,087
Associate Professor	\$73,755	\$75,779	\$76,674	\$78,495	\$81,337	\$85,163	\$91,048	\$95,341	\$97,719	\$99,941
Assistant Professor	\$71,900	\$75,746	\$77,229	\$81,255	\$81,835	\$83,867	\$87,034	\$86,977	\$88,652	\$91,182

*Beginning in 2015-16, Filled Faculty FTE and Filled Faculty Average Salary includes E&G funded, and non-E&G funded (C&G and Auxiliary) faculty.

Total University Operating Budget (in millions, may not sum to total due to rounding)										
	2010-11	2011-12	2012-13	2013-14	2014-15	2015-16	2016-17	2017-18	2018-19	2019-20
Education & General	\$490.2	\$460.3	\$416.4	\$519.2	\$563.2	\$599.5	\$630.8	\$673.8	\$708.0	\$699.1
Auxiliary Enterprises	\$190.6	\$212.8	\$229.4	\$263.0	\$253.0	\$255.5	\$252.5	\$262.9	\$270.8	\$275.5
Contracts & Grants	\$225.9	\$225.3	\$225.7	\$225.4	\$225.0	\$224.8	\$209.2	\$211.0	\$245.6	\$243.2
Local Funds	<u>\$224.1</u>	<u>\$243.9</u>	<u>\$222.9</u>	<u>\$241.7</u>	<u>\$240.9</u>	<u>\$254.9</u>	<u>\$255.4</u>	<u>\$242.3</u>	<u>\$304.9</u>	<u>\$326.9</u>
Total	\$1,130.7	\$1,142.3	\$1,094.3	\$1,249.4	\$1,282.2	\$1,334.7	\$1,347.9	\$1,390.0	\$1,529.3	\$1,552.2

Tuition & Fees per Credit Hour (does not include a \$20 facility use fee or \$5 FSU Card fee per student per semester)										
	2010-11	2011-12	2012-13	2013-14	2014-15	2015-16	2016-17	2017-18	2018-19	2019-20
Undergraduate Resident	\$173.26	\$192.84	\$212.09	\$215.55	\$215.55	\$215.55	\$215.55	\$215.55	\$215.55	\$215.55
Undergraduate Non-resident	\$654.74	\$698.39	\$717.64	\$721.10	\$721.10	\$721.10	\$721.10	\$721.10	\$721.10	\$721.10
Graduate Resident	\$371.18	\$420.78	\$477.70	\$479.32	\$479.32	\$479.32	\$479.32	\$479.32	\$479.32	\$479.32
Graduate Non-resident	\$1,002.58	\$1,052.18	\$1,109.10	\$1,110.72	\$1,110.72	\$1,110.72	\$1,110.72	\$1,110.72	\$1,110.72	\$1,110.72
Law Resident	\$544.39	\$610.10	\$656.38	\$688.11	\$688.11	\$688.11	\$688.11	\$688.11	\$688.11	\$688.11
Law Non-resident	\$1,196.47	\$1,262.18	\$1,323.45	\$1,355.18	\$1,355.18	\$1,355.18	\$1,355.18	\$1,355.18	\$1,355.18	\$1,355.18
Medical Resident*	\$19,841	\$21,333	\$22,964	\$24,279	\$24,279	\$25,611	\$25,611	\$25,611	\$25,611	\$25,611
Medical Non-resident*	\$54,392	\$55,884	\$57,515	\$58,830	\$60,162	\$60,162	\$60,162	\$60,162	\$60,162	\$60,162

*Block fees – two semesters

External Sources for Research, Service and Training Funds (in thousands, may not sum to total due to rounding)										
	2009-10	2010-11	2011-12	2012-13	2013-14	2014-15	2015-16	2016-17	2017-18	2018-19
Federal Government	\$179,525	\$165,446	\$148,421	\$154,715	\$174,301	\$149,605	\$142,484	\$162,482	\$177,438	\$180,670
State/Local Govt.	\$17,170	\$19,262	\$15,171	\$18,094	\$20,989	\$24,028	\$20,985	\$21,444	\$26,067	\$22,273
Private and Other	<u>\$18,596</u>	<u>\$18,770</u>	<u>\$26,668</u>	<u>\$27,375</u>	<u>\$34,842</u>	<u>\$27,195</u>	<u>\$26,606</u>	<u>\$26,450</u>	<u>\$22,792</u>	<u>\$30,703</u>
Total	\$215,291	\$203,478	\$190,260	\$200,183	\$230,133	\$200,828	\$190,075	\$210,377	\$226,296	\$233,646

University Library Statistics (includes all university libraries)										
	2009-10	2010-11	2011-12	2012-13	2013-14	2014-15	2015-16	2016-17	2017-18	2018-19
Volumes (in thousands)	2,217	2,307	2,314	2,327	2,442	2,819	2,331	1,754	1,891	2,146
e-books (in thousands)	361	361	362	376	394	1,245	1,609	1,929	2,847	1,825
Electronic Journals	53,691	72,825	80,758	86,570	95,299	119,385	125,007	224,836	335,627	334,556
Databases	746	771	778	887	1,047	1,064	1,144	434	446	409

Library Expenditures (in thousands):										
Books/Related Materials	\$8,749	\$10,152	\$9,088	\$8,909	\$9,441	\$9,446	\$10,410	\$10,246	\$10,653	\$8,572
Total Library Expenditures	\$16,423	\$18,626	\$17,483	\$17,507	\$17,931	\$18,919	\$20,599	\$19,975	\$20,831	\$19,142

Table of Contents

This 2019-20 Florida State University Fact Book provides the most current data available for a general description of the activities of the university. Student information is provided through the Fall 2019 semester, or the 2019-20 academic year for annual figures. Other data are as current as could be obtained at the time of publication. A version of this fact book and an archive of past editions may be found online at: <https://ir.fsu.edu/factbook.aspx>

INTRODUCTION

Mission, Vision, and Strategic Priorities of Florida State University	1
Florida State University Perspective	2
Seal of Florida State University	3
History of Florida State University	4
Accreditations	6
Florida State University Colleges and Schools	8
Governing Boards - Florida State University's Board of Trustees	9
Governing Boards - State University System	10
Historical Presidents and Current Officers of the University	11
Operating Budget, 2019-20	12
Education and General Allocated Resources by Program Component, 2019-20	13
External Sources for Research, Service, and Training Funds	14
Organizational Structure	15
Tallahassee/Leon County, Florida	16

STUDENTS

Student Characteristics, Fall 2019	18
First Time in College (FTIC) Admission Statistics	19
New Student Headcount by Residency	20
Headcount Enrollment (by Gender, Ethnicity, Level, Status, Campus, and Age), Fall Semesters	22
Headcount Enrollment (by School/College), Fall Semesters	23
Geographical Origin of Students by Florida County, Fall Semesters	24
Geographical Origin of Students by State, Fall Semesters	26
Geographical Origin of Students by Country, Fall 2019	28
Geographical Origin of First Time in College (FTIC) Students by Florida County, Fall 2019	29
First Time in College (FTIC) Students by High School and State, Fall 2019	30
Florida Community/Junior/State College Transfers to FSU, Fall Semesters	31
Retention and Graduation Rates for Full-Time FTICs	32
Retention and Graduation Rates for Full-Time Transfers	34
Total Student Credit Hours by Course Level and Class Level, Fall 2019	36
Total Student Credit Hours by Department, Fall 2019	37
Total Student Credit Hours and Headcount by Level/Semester	40
Annual Full-Time Equivalent (National Standard FTE) Enrollment (2013-14 through 2018-19 by Department)	41
Annual FTE Enrollment by College (2013-14 through 2018-19)	49
Headcount Summaries by Academic Department (Fall 2017 – Fall 2019)	50
Headcount Summaries by College, Fall Semesters (Fall 2015 – Fall 2019)	53
Degrees Awarded by Program: 2018-19 (Summer, Fall, Spring)	55
Degrees Awarded by College by Year (2013-14 – 2018-19)	58
Enrollment History: Headcount by Level (Fall Terms Since 1905)	60
Residence of Alumni by State	61
Residence of Alumni by Florida County	62
Panama City Campus Student Headcount Enrollment, Fall Semesters	63
Distance Learning Course Enrollment and Student Credit Hours	66
Enrollment by Location (Campus, Site, International Location)	67

Table of Contents

FACULTY AND STAFF

Faculty Characteristics and Citations	69
Faculty Positions	70
Fall Headcount & Annual Student FTE per Filled Faculty Positions	71
Mean Salary by Rank for Nine-Month Filled Faculty, 2019-20	72
Faculty Salary Trends	73
College of Medicine Faculty	74
Sources of Doctoral Degree, Instructional Faculty	75
Tenured Faculty by Age, 2019-20	76
Faculty Senate	77
Full-time Employees by Occupational Category, Ethnicity and Gender, Fall 2019	78
Employee Raise Information - Percentages	79

AWARDS AND HONORS

Eminent Scholar Chairs	81
Krafft, Daisy Parker Flory, and McKenzie Professors	82
The President & Provost's Named Professorship Program	83
Robert O. Lawton Distinguished Professors	86
Florida State University Distinguished Teachers	87
University Teaching Awards	88
Distinguished Research Professor Awards	92
Developing Scholars	93
Mentor Awards	95
University Advising Award	96
Diversity & Inclusion, and Other Faculty and Staff Awards.....	97
Ross Oglesby Award	98
Honorary Degrees Awarded and Westcott Distinguished Service Medal Recipients	99

SUPPORT SERVICES

Institutes and Research Centers	103
University Libraries	106
FSU Buildings - Some Facts	107
FSU Buildings - Gross Square Feet and Number of Rooms	109
Net Assignable Square Footage (NASF) by College	111
Florida State University Site and Acreage Holdings	112
Center for Academic & Professional Development (CAPD)	113
Division of Student Affairs	114
University Housing	117
Office of Financial Aid	118
Intercollegiate Athletics	119
Florida State University Ensembles	121

APPENDIX

Florida State University Degree Program Inventory as of June 2020	Appendix A
Glossary	Appendix B

The Florida State University Fact Book is published annually by the Office of Institutional Research. In conjunction with the entire Institutional Research staff and departments across campus, information is compiled by Heather Epstein-Diaz, Andrew Brady, and Publications Interns Patrick Martin and Chloe Goodwin. Inquiries may be directed to Heather Epstein-Diaz (hepstein@fsu.edu), to Andrew Brady (abrady@fsu.edu), or to James Hunt, Director of Institutional Research (jhunt@fsu.edu).

Pictures in this year's book include: President John Thrasher; Goldwater Scholarship Recipient Jessica Dixon; Distinguished Teacher Michael Ormsbee; Lawton Award recipient Sharon Nicholson; the new EOAS Building; and the Westcott Plaza entrance.

Introduction



Photo: FSU Photo Lab

President
John Thrasher

Mission, Vision, and Strategic Priorities of Florida State University

Prologue: Florida State University was founded in 1851 and has developed from one of the nation’s preeminent women’s colleges into a comprehensive graduate-research university, offering a broad array of academic and professional programs at all degree levels.

Mission: Florida State University preserves, expands, and disseminates knowledge in the sciences, technology, arts, humanities, and professions, while embracing a philosophy of learning strongly rooted in the traditions of the liberal arts. The university is dedicated to excellence in teaching, research, creative endeavors, and service. The university strives to instill the strength, skill, and character essential for lifelong learning, personal responsibility, and sustained achievement within a community that fosters free inquiry and embraces diversity.

Vision: Florida State University will be among the nation’s most entrepreneurial and innovative universities, transforming the lives of our students and shaping the future of our state and society through exceptional teaching, research, creative activity, and service. We will amplify these efforts through our distinctive climate—one that places a premium on interdisciplinary inquiry and draws from the rich intellectual and personal diversity of our students, faculty, staff, and alumni. These three forces—entrepreneurship, interdisciplinarity, and diversity—deepen FSU’s impact and result in a powerful return to our students and the people of Florida for their continued support and trust.

Strategic Priorities for the 2017-2022 Strategic Plan:

Strategic Priority 1.0 - Deepening our distinctive commitment to continuous innovation.

Goal 1.1 - Expand and incentivize FSU’s internal capacity for innovation.

Goal 1.2 - Increase the University’s role as an engine for Florida’s economic development.

Goal 1.3 - Translate FSU research, scholarship, and creative production into applications that enhance economic development and quality of life.

Strategic Priority 2.0 - Amplifying excellence across our academic and research programs.

Goal 2.1 - Define and develop an FSU “faculty for the future”.

Goal 2.2 - Enhance the quality of graduate education to achieve preeminence in strategically important areas of study and research.

Goal 2.3 - Strengthen the excellence and reputation of the University’s professional schools.

Goal 2.4 - Encourage and incentivize high-impact, interdisciplinary and inter-college initiatives that address pressing societal issues.

Goal 2.5 - Expand innovative teaching strategies.

Goal 2.6 - Enhance FSU’s strategy for expanding its global footprint and fostering a culturally rich learning environment on campus.

Strategic Priority 3.0 - Realizing the full potential of diversity and inclusion.

Goal 3.1 - Increase the diversity of FSU’s student body, faculty, and staff.

Goal 3.2 - Expand and strengthen academic and co-curricular programs, as well as administrative initiatives, that increase diversity and inclusiveness.

Goal 3.3 - Develop globally and culturally competent students who are prepared to succeed in an increasingly multicultural and international society.

Strategic Priority 4.0 - Ensuring student success on campus and beyond.

Goal 4.1 - Expand FSU’s high-impact programs of advising, leadership development, community-building, and academic support.

Goal 4.2 - Deepen FSU’s tradition as an engaged campus community that makes a difference locally and abroad.

Goal 4.3 - Ensure that FSU remains a welcoming and safe campus community that develops the “whole person” and promotes well-being for all students.

Goal 4.4 - Broaden and strengthen engagement with FSU alumni and friends worldwide.

Strategic Priority 5.0 - Preparing our graduates for 21st century careers.

Goal 5.1 - Expand experiential, cross-cultural, and collaborative learning.

Goal 5.2 - Provide students strong career advising and mentoring.

Goal 5.3 - Engage graduate students in programs and services that prepare them for employment opportunities within and outside of the academy.

Goal 5.4 - Leverage technology and relationships with employers and workforce development agencies throughout Florida for the benefit of students and alumni.

Strategic Priority 6.0 - Investing strategically in our institution and reputation.

Goal 6.1 - Build and promote a public identity for FSU that reflects our impressive academic strengths and achievements.

Goal 6.2 - Strengthen the University’s financial foundation.

Goal 6.3 - Provide an up-to-date and adaptable information infrastructure.

Goal 6.4 - Foster a culture of service, problem solving, and teamwork among all FSU employees.

Goal 6.5 - Incorporate sustainable living practices into all FSU activities.

Note: On October 28, 2017, the FSU Board of Trustees approved the prologue, mission, vision, strategic priorities, supporting goals, and initiatives (not included herein), submitted by the 22-member Strategic Planning Committee. More information is available online at: strategicplan.fsu.edu

Florida State University Perspective

Overview

Florida State University is a public, fully accredited, coeducational research institution, and one of twelve units within the Florida State University System directed by the Florida Board of Governors. Located in Tallahassee, Florida's capital city, the University affords students and faculty opportunities for interaction with state and federal agencies for internships, research, and part-time employment, as well as a myriad of social, cultural, and recreational activities. The main campus is located on 486.7 acres in Tallahassee with other facilities owned in Leon, Bay, Collier, Franklin, Sarasota, and Gadsden counties, and leased in Escambia, Jackson, Leon, Orange, Palm Beach, St. Lucie, and Volusia counties in Florida, and other locations overseas. The University owns a total of 1,696.8 acres.

Founded in 1851, Florida State University is a comprehensive, national, graduate-research university offering more than 300 outstanding academic and professional degrees in top flight programs ranging from Business and Physics to Music and Creative Writing. Florida State University provides extraordinary opportunities for undergraduate students to build a strong foundation in their chosen fields; study abroad at the University's overseas campuses; engage in scores of service activities; benefit from world class library and technical facilities; participate in extensive intramural and recreational events; and interact with some of the finest students and faculty in the nation in a distinctive, welcoming environment. The University instills the strength, skill, and character essential for lifelong learning, personal responsibility, and achievement.

With 17 colleges, plus the Graduate School, and Dedman School of Hospitality, students may take courses of study leading to the baccalaureate degree in 99 degree programs, to the master's degree in 104 degree programs, to the specialist degree in 6 degree programs, to the doctorate degree in 64 degree programs, and to the professional degree in 3 degree programs. The academic divisions are the Colleges of Applied Studies; Arts & Sciences; Business; Communication & Information; Criminology & Criminal Justice; Education; Entrepreneurship; Engineering; Fine Arts; Human Sciences; Law; Medicine; Motion Picture Arts; Music; Nursing; Social Sciences & Public Policy; and Social Work; plus the Graduate School and Dedman School of Hospitality.

Approximately 84.1 percent of the students enrolled at FSU attend full time. Undergraduates comprise 77.0 percent and graduate students 20.3 percent of the total enrollment of 42,876 students in the Fall of 2019. The remaining 2.7 percent are considered unclassified. The average age of all students is 22.6; of undergraduates, 20.6; and of graduate students, 29.4.

The State University System operates under the supervision of the Board of Governors, State of Florida. Florida State University is governed by a Board of Trustees, which was established in July, 2001. The twelve governor-appointed members of the Board of Trustees are: Edward "Ed" Burr (Chair), Maximo Alvarez, Kathryn Ballard, William "Billy" Buzzett, Emily Fleming "June" Duda, Jorge Gonzalez, Jim Henderson, Craig Mateer, Bob Sasser, Brent Sembler, John Thiel, Eric Chicken (Faculty Representative), and the thirteenth member of Florida State University's Board of Trustees is the current student body president, Jonathan Levin.

Research and Special Programs

Florida State University has built a reputation as a strong research center in both the sciences and the humanities. It is expected that more than \$230 million in external funds will be generated this year by the faculty and administration as supplements to state funds used for research. These external funds are in the form of contracts and grants from private foundations, industries, and government agencies, and are used to support research, improve research facilities, and provide stipends for graduate students.

Florida State is well known in the natural sciences for its basic research programs in biology, chemistry, meteorology, nuclear science, oceanography, physics, and psychology. Strong basic and applied research programs are also found in computer science, geology, mathematics, and statistics. As a nationally recognized center of excellence in graduate training in the visual and performing arts, the University offers professional training in music, theatre, and dance performance and theory.

FSU International Programs has over 50 years of experience in providing students with extraordinary study abroad experiences. Through our more than 60 academic programs, students can choose to study in over 20 locations throughout the world. Program opportunities include spring, summer and fall semesters at our four study centers, summer terms in additional locations, Spring Break programs, First Year Abroad for incoming freshmen, and international internships. The year-round study centers are located in Florence, Italy; London, England; Panama City, The Republic of Panama; and Valencia, Spain. Summer programs are currently being offered in locations including Australia, China, Costa Rica, Croatia, Czech Republic, France, Germany, Granada, Indonesia, Russia, South Korea, Spain, Switzerland, and Thailand. FSU credits are earned for all courses and are transferable within the US university system, in accordance with each student's home university regulations.

FSU operates the Ringling Center for the Cultural Arts in Sarasota, which includes the John and Mable Ringling Museum of Art, the largest museum/university complex in the nation. Also on the property and operated by FSU is the Florida State University Center for the Performing Arts, which houses the Asolo Repertory Theatre.

Florida State University has both an Air Force and an Army Reserve Officers' Training Corps (ROTC) program. FSU students may apply for admission to the Navy ROTC Program offered through Florida Agricultural and Mechanical University in Tallahassee.

FSU is a founding member of the Florida LambdaRail, a consortium of universities created to facilitate advanced research, education, & economic development activities. The network consists of 1,540 miles of dark fiber/optical equipment, operating at 10 gigs/sec. & allowing up to 32 independent networks to exist. FSU has a supercomputing grid that enables researchers to use high capacity computing to support complex investigations.

Florida State University Perspective

University Libraries provide collections, resources and services to enhance the learning, teaching, research, and service activities of the Florida State University. The Libraries' collections includes 4.2 million titles and the web site offers access to more than 600 databases and 334,556 electronic journals. Materials not available online or at the libraries may be requested through interlibrary loan or through the statewide UBorrow system, offering FSU faculty and students millions of books from 40 other state university and college libraries. The Library Express Delivery Service delivers books and articles to faculty, post-docs, graduate, teaching and research assistants on a daily basis. University Libraries had over 1.8 million visitors in 2018-19. Strozier Library, FSU's largest library, is open 134 hours each week, providing around-the-clock research assistance and other services like free academic tutoring and a robust range of academic support throughout the day and late into the night.

The FSU Libraries include 7 libraries on campus: the Robert Manning Strozier Library, Paul A. M. Dirac Science Library, Mildred and Claude Pepper Library, Warren Allen Music Library, College of Law Library, College of Medicine Medical Library, and the College of Engineering Library. Library materials and services are also available at the FSU Panama City Campus, as well as International Programs study centers in London, Florence, and Panama, and a collection of art and related materials at the John and Mable Ringling Museum of Art in Sarasota, Florida.

Among the special programs which have won national or international distinction in research are the Program in Nuclear Research, Institute for Molecular Biophysics, FSU Marine Laboratory, Center for Music Research, Learning Systems Institute, FSU Proton-Induced X-Ray Emission (PIXE) Laboratory, FSU Institute of Science and Public Affairs, the College of Motion Picture Arts.

In 1990, the National Science Foundation announced that FSU would be the home of the National High Magnetic Field Laboratory. A joint project with the University of Florida and Los Alamos National Laboratory, the lab became the nation's top center for research on magnets millions of times more powerful than the Earth's magnetic field. This facility is the first national lab to be located in Florida and went into operation in 1994. Research at the lab is conducted in such diverse fields as biology, materials science, medicine, physics, chemistry, engineering, and superconductivity.

Online Resource: Florida State University's website can be accessed at <http://www.fsu.edu>



Seal of Florida State University

The seal of Florida State University, which was designed by the combined talents of the Art and Classics Departments, has its origins in the first decade of the 20th century during the administration of President Albert A. Murphree. It was updated in the year 2000 to accurately reflect the year that Florida State University was created, 1851. In 2005, minor cosmetic updates were made.

The torches of the seal symbolize the fire given to man by the Greek god Prometheus. This fire enabled man to elevate himself above the animals and become human. The torches of the FSU seal symbolize the purpose of the University: the passing on of knowledge from generation to generation. The torch on the left is Vires: strength of all kinds, physical, moral and intellectual. The center torch is Artes: that which we acquire - knowledge which transcends skills, the appreciation of beauty. The torch on the right is Mores: customs, character and tradition. Through these three ideals the student is educated physically, mentally and morally.

Source: Florida State College for Women: Notes on the Formative Years, by William G. Dodd

Online Resource: The history of the FSU seal and university identity guidelines can be viewed at: <http://unicomm.fsu.edu/brand/>

History of Florida State University

Florida State University, one of the largest and oldest of the twelve institutions of higher learning in the State University System of Florida, had its beginnings as early as 1823 when the Territorial Legislature began to plan a higher education system. In 1825 the Federal Government reserved two townships for the purpose of maintaining institutions of higher education in the territory, and on March 3, 1845, the United States Congress, in an act supplemental to the act admitting Florida as a state in the Union, added two more townships. These townships were granted to the State for the use of two seminaries of learning, one to be located east and the other west of the Suwannee River. The Legislature of the State of Florida in a Legislative Act of January 24, 1851, provided for the establishment of the two institutions of learning, their first purpose to be "the instruction of persons, both male and female, in the art of teaching all the various branches that pertain to a good common school education; and next to give instruction in the mechanic arts, in husbandry, in agricultural chemistry, in the fundamental laws, and in what regards the rights and duties of citizens."

By 1854 the City of Tallahassee had established a school for boys called the Florida Institute with the hope that the State could be induced to take it over as one of the seminaries, and in the 1854 session of the Legislature of Florida the City of Tallahassee presented a memorial asking that the institution west of the Suwannee be located in that city. That effort was not successful, but in 1856 the Intendant (Mayor) of Tallahassee again offered the Institute's land and building to the Legislature. Francis Eppes, who spent his formative years on the estate of his grandfather President Thomas Jefferson at Monticello in Virginia and shared his views of the importance to a democracy of a liberally educated citizenry, was the Mayor of Tallahassee who made the offer. This time they chose to accept the offer and designated Tallahassee as the site of one of the state seminaries because of its railway connections, its "salubrious climate," and its "intelligent, refined, and moral community." The bill to locate the Seminary in Tallahassee passed both houses and was signed by the Governor on January 1, 1857. On February 7, 1857, the first meeting of the Board of Education of the State Seminary West of the Suwannee River was held, and the institution began offering postsecondary instruction to male students. Francis Eppes served as President of the Seminary's Board of Education for eight years and instilled in the institution the Jeffersonian ideals which characterize it today. The school first became co-educational the following year (1858) when it absorbed the Tallahassee Female Academy, begun in 1843 as the Misses Bates School. Thus the West Florida Seminary, founded in 1851, began operating in 1857, only twelve years after Florida achieved statehood. It was located on the hill where the Westcott Building now stands, which has been the site of an institution of higher education longer than any other site in Florida.

Classes were held at the West Florida Seminary from 1857 until 1863, when the state legislature changed the name to The Florida Military and Collegiate Institute to reflect the addition of a military section which trained cadets. During the Civil War, cadets from the school, ranging in age from twelve to eighteen, fought in the Battle of Natural Bridge and helped make Tallahassee the only Confederate capitol east of the Mississippi not captured during the war. As a result of the brave action of the West Florida cadets in this battle, the Florida State University Army ROTC cadet corps today is one of only three in the nation authorized to display a battle streamer with its flag, which bears the words NATURAL BRIDGE 1865. After the end of the war in 1865, however, Union troops under General McCook descended upon Tallahassee and occupied the city (including campus buildings), remaining for more than a month.

Following the war, the institution entered a period of growth and development. In 1884 the first diplomas, Licentiate of Instruction, were awarded, and by 1891 the Institute had begun to focus clearly on what we would today call post-secondary education; seven Bachelor of Arts degrees were awarded that year. By 1897, the institution had evolved into the first liberal arts college in the state, and in 1901 it became Florida State College, a four-year institution organized in four departments: the College, the School for Teachers, the School of Music, and the College Academy. Florida State College was empowered to award the degree of Master of Arts, and the first master's degree was offered in 1902. That year, the student body numbered 252 men and women, and degrees were available in classical, literary and scientific studies. In 1903, the first university library was begun. The following quote from the 1903 Florida State College Catalogue adds an interesting footnote to this period:

"In 1883 the institution, now long officially known as the West Florida Seminary, was organized by the Board of Education as The Literary College of the University of Florida. Owing to lack of means for the support of this more ambitious project, and also owing to the fact that soon thereafter schools for technical training were established, this association soon dissolved. It remains to be remarked, however, that the legislative act passed in 1885, bestowing upon the institution the title of the University of Florida, has never been repealed. The more pretentious name is not assumed by the college owing to the fact that it does not wish to misrepresent its resources and purposes."

In a 1905 reorganization of Florida's educational system by the Legislature, six state institutions of higher learning were consolidated into two when the University of Florida in Gainesville was established and designated a men's school and the Florida State College became a women's school called the Florida Female College. The male student body moved from Tallahassee to Gainesville, taking with it the fraternity system and the College football team, which had been state champions in 1902, 1903, and 1905. In 1909 the name of the college was changed to Florida State College for Women, an institution which grew to become the third largest women's college in the nation during the 1930's. The College became fully accredited in 1915, and a chapter of the National Honor Society of Phi Kappa Phi was installed in 1925, the year after the College was placed on the list of standard colleges and universities approved by the Association of American Universities and became a member of the Association of

History of Florida State University

American Colleges. In 1935 the first chapter of Phi Beta Kappa in the state, Alpha Chapter of Florida, was installed at the College, a mark of its status as a true liberal arts college

The year 1947 saw many changes. Demand by returning World War II veterans had brought men back to the campus in 1946 with the establishment of the Tallahassee Branch of the University of Florida, and on May 15, 1947, the Governor signed an act of the Legislature returning Florida State College for Women to coeducational status and naming it Florida State University. A permanent president's residence was acquired. The student body, numbering 4,056, chose a new alma mater and selected the Seminole as their mascot. The Flying High Circus was born, and football was started again when the first home game since 1905 was played in October. Three years later Campbell Stadium was built. The first Student Union was established and housed in the "O Club" on West Campus, a former Army Air Base which housed mainly male students and provided some classroom space three miles west of the main campus.

The 1950's brought further development and expansion to the University. To the colleges and schools which had existed since the Florida State College days (Arts and Sciences, Education, Home Economics, and Music) were added Library Science, Social Welfare (later split into Social Work and Criminology), Business, Journalism (discontinued in 1959), and Nursing. A student in the Department of Chemistry was awarded the University's first Ph.D. in 1952. A new building was completed for the Developmental Research School, which in 1905 had evolved from the High School and the College Academy of earlier days as the Observation and Practice School, created to provide on-site opportunities for experience and research to students in Education. Tully Gymnasium, Strozier Library, and the Business Building were completed to enhance the education of the ever-increasing student population.

In the 1960's the University acquired the Shaw Poetry Collection, established the institutes of Molecular Biophysics and Space Biosciences, and constructed nine new buildings, including the Oglesby Union and the Fine Arts Building. During this period, the Panama Canal Branch was opened, and the Program in Medical Sciences was established. The first black student enrolled in 1962, and the first black Ph.D. candidates graduated in 1970. Programs in African American Studies and Women's Studies were established. Continuing the liberal arts tradition begun in the 1890's, the Liberal Studies Program required of all undergraduates was expanded and strengthened.

Before 1887 the institution's chief executive officer had the title Principal, but this was changed to President with the appointment of George Edgar in 1887. He was followed by Alvin Lewis in 1892, and Dr. A. A. Murphree in 1897. Dr. Murphree, who came to the Seminary in 1896, became president of Florida Female College in 1905. When he left to become president of the University of Florida in 1909, Dr. Edward Conradi became president of Florida State College for Women. In 1941, Dr. Doak S. Campbell became president. When Dr. Campbell retired as president of Florida State University on June 30, 1957, Dr. Albert B. Martin served as acting president until September 1, 1957, when Dr. Robert Strozier became president. At Dr. Strozier's death in April of 1960, Dr. Milton W. Carothers became acting president to serve until Dr. Gordon Blackwell took over the duties of president on September 16, 1960.

On February 1, 1965, Dr. John E. Champion became acting president replacing Dr. Gordon Blackwell, who resigned. Dr. Champion was named president on June 22, 1965; he resigned February 17, 1969, and Dr. J. Stanley Marshall was appointed acting president on the same date. On June 6, 1969, the Board of Regents named Dr. Marshall President; he resigned August 31, 1976. Dr. Bernard Francis Sliger became Interim President upon Dr. Marshall's resignation, and on February 7, 1977, the Board of Regents named Dr. Sliger President. At the Fall Meeting of the General Faculty on September 18, 1990, the Dean of the Faculties read a statement on Dr. Sliger's behalf announcing his resignation as president effective August 1, 1991. On March 11, 1991, Dr. Dale W. Lick was designated to succeed Dr. Sliger as president on August 1, 1991. After Dr. Lick's resignation on August 31, 1993, Dr. Sliger was again named Interim President. On November 29, 1993, H. Talbot "Sandy" D'Alemberte was designated president effective January 3, 1994. He was succeeded by Dr. Thomas K. Wetherell on January 6, 2003. Eric J. Barron took the position of 14th president on February 1, 2010. Following Barron's resignation, the Florida State University Board of Trustees named Dr. Garnett S. Stokes as Interim President effective April 2, 2014. John Thrasher became FSU's 15th president on November 6, 2014.

In each succeeding decade, Florida State University has added to its academic organization and presently is comprised of eighteen independent schools/colleges, plus The Graduate School. It has expanded from the original few acres and buildings to 384 buildings on 1,632.5 acres, including the downtown Tallahassee main campus of 485 acres, a farm which for many decades supplied the Florida State College for Women with food, the Seminole Reservation--a recreational facility, the Coastal and Marine Laboratory on the Gulf Coast, the FAMU/FSU College of Engineering facility, the National High Magnetic Field Laboratory and Division of Research at Innovation Park, and the branch campus in Panama City, Florida. One hundred and sixty-nine years after its founding, Florida State University started the 2019-2020 academic year with a student population of 42,876 and recognition as a major graduate research institution with an established international reputation.

Source: Office of the Dean of the Faculties

Online Resource: The history of Florida State University can be accessed online at https://www.ir.fsu.edu/FSU_History.html

Accreditations

The Commission on Colleges of the Southern Association of Colleges and Schools serves as the accreditor for Florida State University. The University received its first accreditation in 1915. Discipline-specific accrediting agencies and governing bodies grant accreditation to some departments and programs.

<u>College/School/Program</u>	<u>Degree Level</u>	<u>Accrediting Agency</u>
Florida State University	All	Southern Association of Colleges and Schools, Commission on Colleges (SACSCOC)
College of Applied Studies Nurse Anesthesia	M	Council on Accreditation of Nurse Anesthesia Educational Programs (COA)
College of Arts & Sciences Chemistry Computer Science Psychology	B B M,D	American Chemical Society (ACS) Computing Accreditation Commission of ABET The Clinical Psychology doctoral program is accredited by the American Psychological Association (APA); The Master's Program in Psychology with a Specialty in Applied Behavior Analysis is accredited by the Association for Behavior Analysis International.
College of Business Business Administration Business Analytics Management Finance Marketing Risk Management/Insurance Real Estate Management Information Systems Accounting	B,M,D B,M,D M B,M B,M B,M B B,M B,M	The College of Business is Accredited by AACSB International, the Association to Advance Collegiate Schools of Business, for all its business programs. Accounting is accredited separately by AACSB from the general college accreditation
College of Communication and Information Communication Disorders Information	M M	Council on Academic Accreditation in Audiology and Speech/ Language Pathology (CAA) American Library Association (ALA)
College of Education Combined Program in Counseling Psychology & School Psychology Career Counseling & Mental Health Counseling School Psychology	 D S S	American Psychological Association (APA) Council for Accreditation of Counseling & Related Educational Programs (CACREP) National Association of School Psychologists (NASP)
FAMU-FSU College of Engineering Civil Engineering Electrical Engineering Mechanical Engineering Industrial Engineering Computer Engineering Chemical Engineering	B B B B B B	These bachelor's degree programs at the College of Engineering are accredited by the Engineering Accreditation Commission of ABET, Inc., http://www.abet.org
College of Fine Arts Dance Interior Architecture and Design Studio Art Art Education	B,M B,M B,M B,M,D	National Association of Schools of Dance (NASD) The bachelor's program is accredited by both Council for Interior Design Accreditation (CIDA) and National Association of Schools of Art & Design (NASAD). The master's program is accredited by National Association of Schools of Art & Design (NASAD). National Association of Schools of Art & Design (NASAD) National Association of Schools of Art & Design (NASAD), and Commission on Accreditation of Allied Health Programs (CAAHEP)

Accreditations

<u>College/School/Program</u>	<u>Degree Level</u>	<u>Accrediting Agency</u>
College of Fine Arts, continued		
Art History	B,M,D	National Association of Schools of Art & Design (NASAD)
Theatre	B,M,D	National Association of Schools of Theatre (NAST)
College of Human Sciences		
Dietetics	B,M	Accreditation Council for Education in Nutrition & Dietetics (ACEND)
Marriage & Family Therapy	D	Commission on Accreditation for Marriage & Family Therapy Education (COAMFTE)
College of Law	P	American Bar Association (ABA)
College of Medicine	P	Liaison Committee on Medical Education (LCME) of the Association of American Medical Colleges (AAMC), and the American Medical Association (AMA)
Residency Programs	Residency	Accreditation Council for Graduate Medical Education (ACGME)
Physician Assistant	M	Accreditation Review Commission on Education for the Physician Assistant (ARC-PA) (preliminary)
College of Music		
Music	B,M,D	National Association of Schools of Music
Music Therapy	B,M	American Music Therapy Association (AMTA) & National Association of Schools of Music (NASM)
Music Education	B,M,D	National Association of Schools of Music (NASM)
College of Nursing	B,M,D	Commission on Collegiate Nursing Education (CCNE)
College of Social Sciences & Public Policy		
Public Administration	M	Network of Schools of Public Policy, Affairs, and Administration (NASPAA)
Urban & Regional Planning	M	Planning Accreditation Board (PAB)
Public Health	M	Council on Education for Public Health (CEPH)
College of Social Work	B,M	Council on Social Work Education (CSWE)

KEY: B = Accredited Bachelor's program
S = Accredited Specialist program

M = Accredited Master's program
P = Accredited Professional program

D = Accredited Doctoral program

Source: Office of the Provost

Florida State University Colleges and Schools

Florida State University is comprised of seventeen active colleges, plus The Graduate School, and Dedman School of Hospitality

School/College	Founded	Current Dean	Fall 2019 Students	Fall 2019 Employees	Changes
College of Arts and Sciences	1905	Sam Huckaba	10,694	999	
College of Education	1905	Damon Andrew	1,965	343	
College of Human Sciences	1918	Michael Delp	1,951	69	
College of Music	1921	Patricia Flowers	1,099	133	
College of Information	1947				2009***
The Graduate School	1947	Mark Riley	14	29	
College of Social Work	1949	James Clark	1,048	95	
College of Business	1950	Michael Hartline	6,240	170	
College of Nursing	1950	Laurie Grubbs (Interim)	808	60	
School of Public Administration	1949				1959+
School of Journalism	1950				1959*
School of Engineering Science	1963				1972*
College of Law	1966	Erin O'Hara O'Connor	852	128	
College of Criminology & Criminal Justice	1973	Thomas Blomberg	1,933	35	
College of Social Sciences & Public Policy	1973	Timothy Chapin	4,655	226	
College of Communication	1973				2009***
School of Theatre	1973				2005**
College of Fine Arts	1973	James Frazier	1,257	181	2014****
FAMU/FSU College of Engineering	1981	Murray Gibson	2,123	145	
College of Motion Picture Arts	1988	Ronald Braddock	175	44	
College of Medicine	2001	John Fogarty	1,466	515	
College of Communication & Information	2009	Lawrence Dennis	2,289	127	
College of Applied Studies	2010	Randall Hanna	285	120	
Jim Moran School of Entrepreneurship	2017				2019*****
Dedman School of Hospitality	2017	Don Farr	575	14	
Jim Moran College of Entrepreneurship	2019	Susan Fiorito	766	35	

* Discontinued in the year noted.

** Absorbed by the College of Fine Arts (formerly College of Visual Arts, Theatre and Dance) in the year noted.

*** Merged to form the new College of Communication and Information in the year noted.

**** Changed name from the College of Visual Arts, Theatre and Dance to the College of Fine Arts in the year noted.

***** The Jim Moran School of Entrepreneurship became the Jim Moran College of Entrepreneurship in the year noted.

+ The School of Public Administration discontinued as a stand-alone School in 1959, but is currently housed in the College of Social Sciences and Public Policy.

Other Academic Divisions of the University

School/College	Founded	Current Dean/Director	Fall 2019 Students	Changes
Undergraduate Studies	1888*	Joe O'Shea	33,000	
Graduate Studies	1905	Mark Riley	8,714	
Panama City (FL) Campus	1967	Randall Hanna	926	1982**
Republic of Panama Campus	1957	Carlos Langoni	399	

* Bachelor of Arts & Bachelor of Letters curricula announced in the year noted.

** Administration of the Panama City Campus was transferred to Florida State University in the year noted.

Source: Office of Institutional Research

Governing Boards - Florida State University's Board of Trustees

Florida State University's Board of Trustees

Edward Burr (Chair), of Jacksonville, is president and chief executive officer of GreenPointe Holdings, LLC, a diversified holding company he founded in 2008. After graduating from FSU College of Business with a B.S. in Accounting in 1979, he began his career with Coopers & Lybrand LLP. He founded the LandMar Group LLC in 1987 and led the company's creation of master-planned, award-winning communities in Florida and coastal Georgia. Mr. Burr also co-founded Hampton Golf & Lifestyles Management. He has served on Board of Trustees of the FSU Foundation, the board of the Seminole Boosters and the Executive Board of the FSU Center for Real Estate Education and Research in the College of Business.

Maximo Alvarez, born in Havana, Cuba, received his bachelor's degree from Florida State University in 1969 and his Master's degree in 1970. Maximo founded Sunshine Gasoline Distributors, Inc, and grew the company from four gas stations to over 300 locations and supplier to another 250 branded retail facilities. Because of his humble beginnings, Maximo has always believed in helping the community as well as the industry in which he has spent most of his career. Maximo has been involved in the Florida Petroleum Marketers Association and was elected Chairman of the Board in 2000 and inducted into its Hall of Fame in 2005. Maximo has been married to his wife, Esther, for over forty years, and they have three children.

Kathryn Ballard, of Tallahassee, has a long history of charitable and community work, including service on the Board of Directors of the Florida Special Olympics, the Florida State University College of Human Sciences Board and the Board of Trustees of the Maclay School of Tallahassee. She also served as Chairman of Maclay School Capital Campaign. Mrs. Ballard has been honored for Outstanding Achievement by the Florida Trust for Historic Preservation and the Tallahassee/Leon County Historic Preservation Commission for her efforts to restore Tallahassee's historic Lively House. Mrs. Ballard graduated from Florida State University in 1987 with a Bachelor of Science degree from the College of Human Sciences.

William Buzzett, of Grayton Beach, has almost 30 years of experience in engineering, law, and development. After graduating from law school from Florida State University, Buzzett worked in private practice, for the Florida Legislature, as an Assistant General Counsel to Governor Bob Martinez, and as the Executive Director to the 1997-1998 Constitution Revision Commission. From 2001-2009, he worked for The St. Joe Company, and in 2011, Buzzett served as the Secretary of Florida's Department of Community Affairs. He is currently a partner with the law firm of Harrison, Rivard, Duncan & Buzzett, located in Panama City.

Emily Fleming Duda, of Oviedo, is an active member of the FSU Booster Club board, serving five years on the board's executive committee. She was awarded the Godfrey Smith Award for Outstanding Service to the board in 2000. Ms. Duda also served on the board of directors of the Florida Leadership Program for Agriculture and Natural Resources, which is administered through the University of Florida Institute for Food and Agricultural Sciences.

Jorge Gonzalez, of Walton County, is the president and chief executive of The St. Joe Company, a Florida-based real estate development and operating company with additional interests in resorts, leisure and forestry. Jorge holds undergraduate and graduate degrees from Florida State University. He serves or has served on various community, civic, and business related organizations including the Florida Chamber Board of Directors, Enterprise Florida Board of Directors, Bay Economic Development Alliance (current Chairman), Northwest Florida Manufacturer's Council, Gulf Coast Regional Medical Center, FSU Panama City Development Board (former President), The St. Joe Community Foundation Board of Trustees, and Panama City Beach Chamber Board of Directors. Jorge is married to Pamela, who is also a proud FSU graduate, and they have one son, Jake.

Eric Chicken, of Tallahassee, joined the faculty of Florida State University in 2002 as a professor of statistics focused primarily in the fields of function estimation and statistical process control. His research is broadly interdisciplinary, with applications and collaborations in engineering, medicine, hydrology, education and operations research. He has been funded by the Department of Defense, the Department of Education, the National Oceanic and Atmospheric Administration, and the Florida Geological Survey. He is a Fellow of the Institute for Defense Analyses (2016) and an Elected Fellow of the American Statistical Association (2015), the main professional association for statisticians, and he has been awarded two Oak Ridge Institute for Science and Education Fellowships (2015, 2018). In 2016, he received the Outstanding Graduate Mentor award from FSU.

Jim Henderson, of Longwood, is Chairman, CEO, and Founder of AssuredPartners, a national insurance brokerage firm. Prior to establishing AssuredPartners in March of 2011, Jim Henderson brought his insurance expertise to Brown & Brown when he joined the company as its CFO in 1985. Jim served in a variety of roles including President and Chief Operating Officer as well as Vice Chairman. Jim is a graduate of Florida State University with a BSBA in Accounting and Economics. Jim and his wife, Carole, have three children and eight grandchildren that all reside in Florida.

Mark Hillis, of Winter Park, earned a bachelor's degree from the FSU College of Business in 1964 and a J.D. from the Woodrow Wilson College of Law. He served for 33 years as first vice president for SunTrust Bank in Atlanta. He is a retired major from the U.S. Marine Corps. Mr. Hillis has served on the FSU College of Business Board of Governors since 1989. Since 2003, he has served on the College of Business Real Estate Executive Advisory Board. A lifetime member, he served on the Alumni Association Board of Directors from 1993 to 2002. From 1995 to 2008 he was a member of the FSU Foundation Board of Trustees.

Craig Mateer, of Orlando, is the CEO and Founder of Orlando based Bags Inc. Mateer graduated from Florida State University with a bachelor's degree in 1988 after attending the university on a basketball scholarship. Shortly after graduation, Mateer founded his first valet parking company which he has transformed into Bags Inc., a company that operates in more than 250 cities worldwide. Mateer is an active philanthropic supporter of the disadvantaged, multiple health initiatives, and has served on numerous community boards. Craig's supports FSU as a member of the prestigious Micco Club, the FSU Varsity Club, and a Seminole Boosters Platinum Chief. Mr. Mateer resides in Orlando, Florida, and has four children.

Bob Sasser, of Norfolk, Virginia, is the Chief Executive Officer of Dollar Tree Stores, the nation's largest discount variety store. Bob is a graduate of Florida State University with a Bachelor of Science degree in Marketing. He was inducted into the College of Business Hall of Fame in 2009 and returns to FSU when possible to share his experience and ideas with students and faculty. Bob serves on the FSU Board of Trustees and the Foundation Board of Trustees. He is a lifetime member of the FSU Alumni association, a member of Seminole Boosters, a Double Golden Chief and a member of the FSU Presidents Club.

Brent W. Sembler, of St. Petersburg, is vice chairman of The Sembler Company, one of the country's most recognized shopping center development and management companies responsible for over 130 major shopping center projects and over 165 freestanding retail stores since its inception. Mr. Sembler serves on the boards of the Republican Jewish Coalition, Gulf Coast Community Care and All Children's Hospital. He is a past member of Shorecrest Preparatory School's Board of Trustees. He and his wife, Debbie, established a philanthropic fund that benefits numerous Bay Area charities. Mr. Sembler earned a B.S. degree from Florida State University in 1980. He and his wife have a daughter and two sons, one of whom currently attends Florida State University.

John Thiel, of Florida, is an FSU alumnus and former Merrill Lynch executive. Thiel is a dynamic board director, trusted business advisor, and visionary financial services CEO. During his 28-year career with Merrill Lynch, Thiel served as head of U.S. Global Wealth Management, steering the iconic financial firm through a period of unprecedented change, including its acquisition by Bank of America and overseeing a \$15 billion business with 23,000 employees.

Jonathan Levin, of Coral Springs, FL, Florida State University's student body president, is the 13th member of the Board of Trustees.

Online Resource: The Florida State University Board of Trustees' website can be accessed online at <http://trustees.fsu.edu/>

Governing Boards - State University System

State Board of Education

The mission of the Board of Education is to increase the proficiency of all students within one seamless, efficient system, by providing them with the opportunity to expand their knowledge and skills through learning opportunities and research valued by students, parents, and communities, and to maintain an accountability system that measures student progress toward the following goals: highest student achievement, seamless articulation and maximum access, skilled workforce and economic development, and quality efficient services. The eight-member Board, which consists of seven appointed members, plus the automatic inclusion of the Commissioner of Education, are:

Andy Tuck (Chair)	Winter Garden
Marva Johnson (Vice Chair)	Sebring
Richard Corcoran (Commissioner of Education)	Tallahassee
Ben Gibson	Tallahassee
Tom Grady	Naples
Michael Olenick	Palm City
Ryan Petty	Parkland
Joe York	Ponte Vedra Beach

Online Resource: the website for the Florida Department of Education can be accessed online at: <http://www.fdoe.org/>

Florida Board of Governors

The Board of Governors is comprised of seventeen members, fourteen of whom are appointed by the Florida Governor and confirmed by the Florida Senate for a term of seven years. The remaining members include the Chair of the Advisory Council of Faculty Senates, the Commissioner of Education, and the Chair of the Florida Student Association. The Board oversees the operation and management of the Florida public university system's twelve institutions.

The Board of Governors are:

Sydney Kitson (Chair)	West Palm Beach
Brian Lamb (Vice-Chair)	Tampa
Richard Corcoran (Commissioner of Education)	Tallahassee
Shawn Felton (Chair of the Advisory Council of Faculty Senates of Florida)	Fort Myers
Zenani Johnson (Student Representative)	University of West Florida
Patricia Frost	Miami Beach
H. Wayne Huizenga, Jr.	West Palm Beach
Darlene L. Jordan	Palm Beach
Alan M. Levine	Naples
Norman D. Tripp	Fort Lauderdale
Tim Cerio	Tallahassee
Charlie Lydecker	Daytona Beach
Steven Scott	Palm Beach
Eric Silagy	Juno Beach
Kent Stermon	Jacksonville
Aubrey Edge	Jacksonville

Online Resource: the website for the Florida Board of Governors can be accessed online at: <https://www.flbog.edu/>

Chancellor of Florida's Colleges and Universities

Marshall Criser III

Marshall Criser III is chancellor of the State University System of Florida. He is the former president of AT&T Florida and a longtime education leader in the state. He took office as chancellor in January of 2014. Criser is in his sixth year as the Florida House Speaker's appointee to the Higher Education Coordinating Council, a role he began as a representative of the business community and continues as chancellor. His past community service includes vice chair of the University of Florida's Board of Trustees, chair of the Florida Chamber of Commerce, chair of Florida TaxWatch, and member of the Scripps Institute Board of Trustees in California.

Online Resource: Read more about Marshall Criser III online at: <https://www.flbog.edu/about-us/chancellor/>

Historical Presidents and Current Officers of the University

Presidents of the University Since 1887*

George Edgar	1887 – 1892
Alvin Lewis	1892 – 1897
Albert A. Murphree	1897 – 1909
Edward Conradi	1909 – 1941
Doak S. Campbell	1941 – 1957
Albert B. Martin (Acting President)	1957
Rober M. Strozier	1957 – 1960
Milton W. Carothers (Acting President)	1960
Gordon W. Blackwell	1960 – 1965
John E. Champion (Acting President)	1965
John E. Champion	1965 – 1969
Stanley Marshall (Acting President)	1969
Stanley Marshall	1969 – 1976
Bernard F. Sliger (Interim President)	1976 – 1977
Bernard F. Sliger	1977 – 1991
Dale W. Lick	1991 – 1993
Bernard F. Sliger (Interim President)	1993
Talbot “Sandy” D’Alemberte	1994 – 2002
T.K. Wetherell	2003 – 2010
Eric J. Barron	2010 – 2014
Garnett S. Stokes (Interim President)	2014
John Thrasher	2014 –

*Prior to 1887, the school’s executive officer was called the principal.

Source: *Office of the President*

Online Resource: The Office of the President’s website can be accessed online at <http://president.fsu.edu/>

President John Thrasher

John Thrasher, a Florida State University alumnus and former state legislator, is the university’s 15th president. His term began on November 6, 2014, and he assumed office on November 10, 2014.

Thrasher earned a bachelor’s degree in business from Florida State in 1965. He subsequently joined the U.S. Army where he received the Army Commendation Medal in Germany and was awarded two Bronze stars for his service in Vietnam. He was honorably discharged as a captain in 1970. Thrasher then returned to his alma mater to earn a law degree with honors in 1972.

From 2001 to 2005, Thrasher was the first chair of Florida State University’s Board of Trustees. Born in Columbia, S.C., Thrasher grew up in Jacksonville after moving to Florida in 1949. He and his wife, Jean, have 3 children and 8 grandchildren.

Senior Administration Team of Florida State University

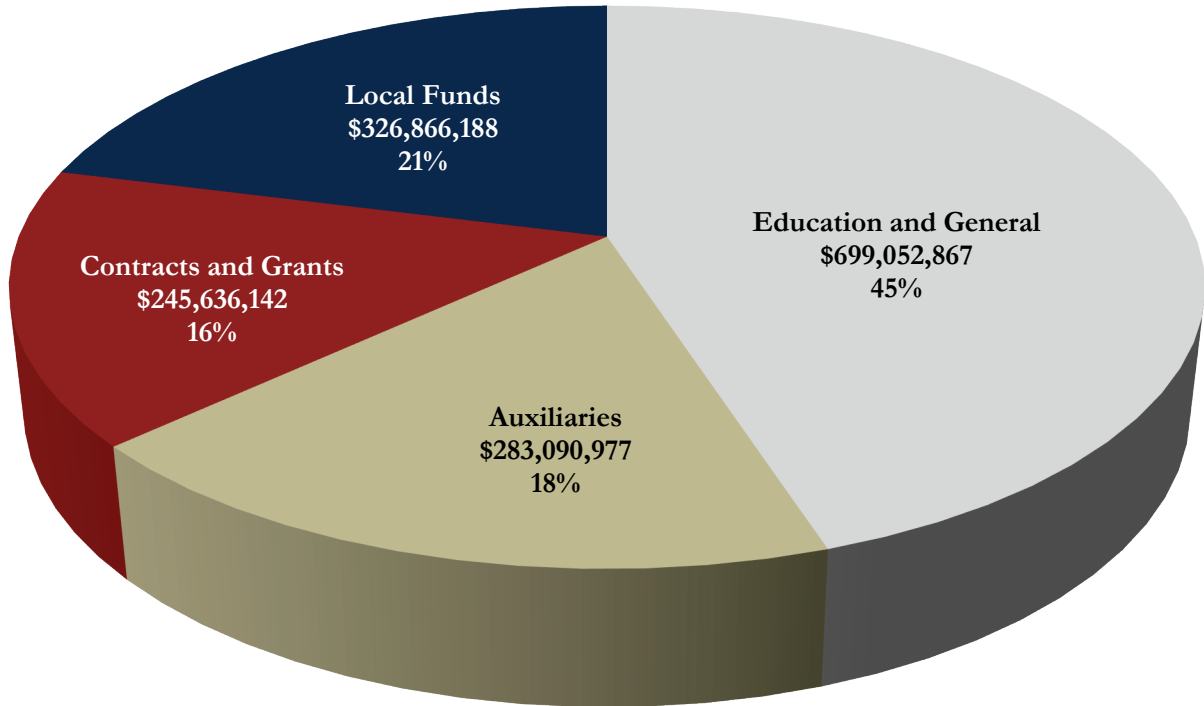
Provost & Executive Vice President for Academic Affairs	Sally McRorie
Vice President for Faculty Development and Advancement	Janet Kistner
Vice President - Finance and Administration	Kyle Clark
Vice President for Research	Gary K. Ostrander
Vice President for Student Affairs	Amy Hecht
Vice President for University Advancement	Thomas W. Jennings
Associate Vice President for University Relations	Kathleen Daly
Assistant Vice President for University Communications	Browning Brooks
Chief of Staff	Elizabeth Hirst
General Counsel	Carolyn Egan

Others Reporting Directly to the President

Director, Student Veterans Center	Billy Francis
Athletics Director	David Coburn

Online Resource: A directory for the senior administration team of Florida State is available online at <http://president.fsu.edu/staff/>

Operating Budget 2019-20



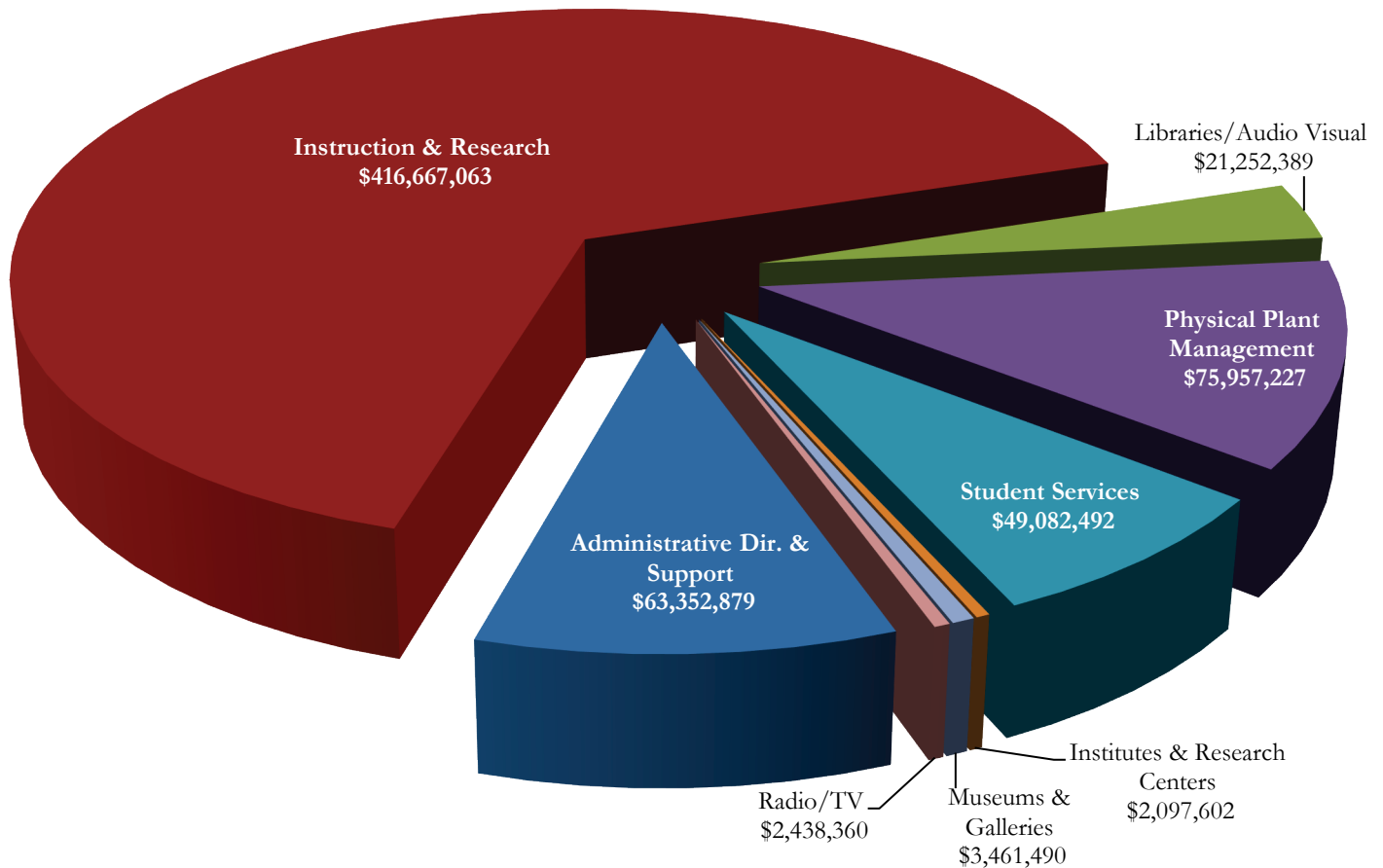
	<u>Budget</u>	<u>% of Total</u>
Education and General		
Non-Medicine	\$634,309,502	
Medicine	\$ 49,594,385	
FAMU/FSU Engineering	\$14,493,616	
Debt Services	\$655,364	
Education and General Total	\$699,052,867	45.0%
Auxiliary Enterprises		
Auxiliary Operations	\$251,149,549	
Debt Services	\$24,302,750	
Auxiliary Enterprises Total	\$275,452,299	17.7%
Auxiliary (Florida Medical Practice Plan)	\$7,638,678	0.5%
Contracts and Grants		
Sponsored Research	\$226,476,781	
Developmental Research School	\$16,724,206	
Contracts and Grants Total	\$243,200,987	15.8%
Local Funds		
Student Activities	\$15,833,113	
Student Financial Aid	\$207,160,945	
Intercollegiate Athletics	\$97,479,667	
Vending	\$642,931	
Technology Fee	\$5,749,532	
Local Funds Total	\$326,866,188	21.1%
Total	\$1,552,211,019	100.0%

Source: FSU 2019-20 Operating Budget

Online Resource: The Budget Office's website can be accessed online at <https://budget.fsu.edu>

Education and General Allocated Resources by Program Component 2019-20

Florida State University Allocated Resources
 Chart does not include FAMU/FSU College of Engineering or FSU Medicine



<u>Florida State University (Non-Medicine)</u>	<u>Budget</u>	<u>Percentage</u>
Instruction and Research	\$416,667,063	65.6%
Physical Plant Management	\$75,957,227	12.0%
Administrative Direction & Support Services	\$63,352,879	10.0%
Student Services	\$49,082,492	7.7%
Libraries/Audio Visual	\$21,252,389	3.3%
Museums and Galleries	\$3,461,490	0.5%
Institutes & Research Centers	\$2,097,602	0.3%
Radio/TV	\$2,438,360	0.4%
Debt Service	\$655,364	0.1%
Total	\$634,964,866	100.0%
<u>Florida State University (Medicine)</u>		
Instruction and Research	\$44,854,724	90.4%
Libraries/Audio Visual	\$1,287,584	2.6%
Administrative Direction & Support Services	\$3,452,077	7.0%
Total	\$49,594,385	100.0%
<u>FAMU/FSU College of Engineering</u>		
Instruction and Research	\$12,917,184	89.1%
Physical Plant Management	\$1,567,178	10.8%
Administrative Direction & Support Services	\$9,254	0.1%
Total	\$14,493,616	100.0%

Source: Florida State University 2019-20 Beginning Operating Budget

Online Resource: The Budget Office's website can be accessed online at <https://budget.fsu.edu/>

External Sources for Research, Service, and Training Funds

<u>Source</u>	<u>Source of Awards</u>		
	<u>2016-17</u>	<u>2017-18</u>	<u>2018-19</u>
Federal Government	\$162,482,210	\$177,437,900	\$180,670,497
<i>Percent of all Awards</i>	<i>77.2%</i>	<i>78.4%</i>	<i>65.7%</i>
Corporation for National & Community Services	\$167,500	\$167,600	\$164,500
Environmental Protection Agency	\$50,673	\$55,604	\$281,677
Health & Human Services	\$33,104,304	\$48,359,686	\$49,036,205
National Aeronautics & Space Administration	\$3,331,053	\$4,014,862	\$3,983,499
National Foundation on the Arts & Humanities	\$553,300	\$0	\$279,754
National Science Foundation	\$60,627,300	\$56,038,797	\$67,502,119
Other Government Agencies	\$0	\$0	\$312,841
Peace Corps	\$0	\$174,678	\$20,459
U.S. Department of Agriculture	\$1,168,771	\$1,219,833	\$417,800
U.S. Department of Commerce	\$2,643,717	\$1,560,055	\$1,805,730
U.S. Department of Defense	\$17,529,673	\$24,578,867	\$17,762,288
U.S. Department of Education	\$27,134,993	\$23,965,923	\$23,634,394
U.S. Department of Energy	\$9,074,807	\$10,458,479	\$10,124,254
U.S. Department of Homeland Security	\$135,122	\$40,593	\$20,001
U.S. Department of Interior	\$322,572	\$344,082	\$437,095
U.S. Department of Justice	\$1,449,670	\$76,919	\$814,432
U.S. Department of State	\$2,294,288	\$3,176,452	\$1,301,090
U.S. Department of Transportation	\$2,747,083	\$3,205,469	\$2,756,720
U.S. Department of the Treasury	\$147,384	\$0	\$0
Veterans Administration	\$0	\$0	\$15,641
State/Local Government	\$21,444,455	\$26,066,783	\$22,272,719
<i>Percent of all Awards</i>	<i>10.2%</i>	<i>11.5%</i>	<i>9.5%</i>
Private and Other Sources	\$26,449,960	\$22,791,713	\$30,702,761
<i>Percent of all Awards</i>	<i>12.6%</i>	<i>10.1%</i>	<i>13.1%</i>
TOTAL Awards	\$210,376,625	\$226,296,396	\$233,645,977

General Information on Research Activities

	<u>2016-17</u>	<u>2017-18</u>	<u>2018-19</u>
Proposals Submitted to Prospective Funding Agencies	1,357	1,265	1,190
New Contract or Grant Awards Received	578	566	487
Extensions or Renewals, Continuations, Supplements of Existing Projects	762	765	563
Projects Active During the Fiscal Year	3,173	3,086	1,904
Applications for Copyrights Submitted	7	2	3
Copyrights Granted	13	2	0
Applications for U.S. Patents Submitted*	91	87	94
U.S. Patents Granted	51	36	48

* These numbers indicate U.S. patents only. There have been additional foreign patents applied for and granted.

Source: Annual Report on Contracts and Grants

Online Resource: The Division of Sponsored Research's website can be accessed online at <http://www.research.fsu.edu/contractsgrants/>.

THE FLORIDA STATE UNIVERSITY
University Organizational Chart
Overview




Chart last updated January 28, 2020

Directly reports to Provost & Executive Vice President Academic Affairs; indirectly reports to Vice President of Finance & Administration
 † Directly reports to Dean of Undergraduate Studies; indirectly reports to Associate Vice President Student Affairs
 * Directly reports to Dean of Panama City Campus
 † Off Campus Sites

Tallahassee/Leon County, Florida

Brief History of the State of Florida and the City of Tallahassee

Thousands of years of Native American culture preceded the European discovery of the Florida peninsula. An estimated 100,000 Native Americans were living here at the time of its discovery by Juan Ponce de Leon in early 1513. As Ponce de Leon's arrival coincided with the Spring Pascua Florida festivities in Spain, he named the new land "Florida," which meant "filled with flowers." La Florida was also explored by another Spanish adventurer – Hernando de Soto. It is believed that de Soto and his army of over 600 men spent the winter of 1539-40 in an abandoned Apalachee Indian village located in what is now the city of Tallahassee.

Prior to 1821; Florida had consisted of two Spanish colonies that were ceded to Great Britain in the settlement of the Seven Years' War (1756-1763). In 1821 President James Monroe appointed Andrew Jackson as territorial governor. One of the new governor's first acts was to organize the territory into two counties, Escambia and St. Johns, with the Suwannee River serving as the dividing line. (In 1822, two more counties were added – Duval in the east and Jackson in the west). The legislative council met at Pensacola, the capital of West Florida, in 1822, and at St. Augustine, the capital of East Florida, in 1823. As these two chief settlements of the territory were separated by 400 miles of wilderness, it was desirable to select a central site as a capital. Two commissioners appointed by Governor William Pope Duval selected the then uninhabited area known as Tallahassee as the site for the permanent capital and the governor proclaimed it the capital on March 4, 1824. The territorial council met there for the first time in November of that year. Tallahassee had been the site of Indian settlements prior to and during the Colonial Era. Its name is a Creek Indian phrase generally believed to mean "old town" or "old fields." Florida was admitted to the union as the 27th state on March 3, 1845.

Population Statistics

According to the latest US Census estimates, Florida ranks 3rd population in the United States of America, Leon county ranks 22nd in population in the state of Florida and Tallahassee is the 7th largest city in the state.

	<u>Tallahassee</u>	<u>Leon County</u>	<u>Florida</u>	<u>United States</u>
Population 2019 (estimated US Census)	194,500	293,582	21,477,737	328,239,523
Population 2010 (actual US Census)	181,376	275,487	18,801,310	308,745,538
Male	85,358	131,134	9,189,355	151,781,326
Female	96,018	144,353	9,611,955	156,964,212
Median Age	26.1	29.6	40.7	37.2
White	104,171	173,480	14,109,162	223,553,265
African American	63,475	83,520	2,999,862	28,929,319
Asian	6,653	8,053	454,821	14,674,252
American Indian/Alaskan Native	443	775	71,458	2,932,248
Native Hawaiian/Pacific Islander	100	140	12,286	540,013
Other Race	2,361	3,397	681,144	19,107,368
Two or More Races	4,173	6,122	472,577	9,009,073
Hispanic or Latino (of any race)	11,346	15,361	4,223,806	50,477,594
Renter-occupied housing units	58.6%	45.6%	32.6%	34.9%

Source: *United States Census Bureau*

Tallahassee/Leon County Weather Facts

The average annual mean temperature at Tallahassee is 67.7°F; the average annual high temperature is 79.6°F, and the average annual low temperature is 55.8°F. July is typically the hottest month, with an average high temperature of 92.1°F and an average low temperature of 72.0°F. January is the coldest month, with average high and low temperatures of 63.5°F and 39.0°F, respectively. The official record-high temperature is 105°F, which was observed on June 15, 2011. The official record-low temperature is -2°F, which was observed on February 13, 1899, which gives Tallahassee the distinction of being the only location in Florida ever to have recorded a sub-zero temperature. Since that morning in 1899, the lowest temperature recorded in the modern historical record since 1948 was 6°F on January 21, 1985.

The average annual total rainfall is 58.87 inches. July ranks historically as the wettest month, with an average total rainfall of 7.83 inches, and October ranks as the driest month, with an average total rainfall of 2.91 inches. Summer is the wettest season, and autumn is the driest. The record 24-hour total rainfall is 10.13 inches, which occurred on June 11-12, 2001. The average annual snowfall is a trace. Although snow flurries are seen every few years, measurable snow (0.1 inch or greater, by definition) is seldom observed in Tallahassee, having occurred only six times since 1938 and last occurred on January 3, 2018, when 0.1 inch was recorded. The largest snowfall ever observed was 2.8 inches on February 12-13, 1958.

In 2019, the temperature ranged from a minimum of 28°F (in January) to a maximum of 101°F (in September). The mean annual temperature was 70.6. Total rainfall for 2019 was 39.05 inches. The latest 100 degree day since 1961 occurred on September 18th, 2019. In 2018-19, Tallahassee also set a record fewest freezes since 1961 with 15 freezes.

For the latest National Weather Service forecast or marine forecast, call the Weatherline Forecast Service at 850-942-8851. For additional climate information for Tallahassee or other locations in Florida, visit climatecenter.fsu.edu.

Source: *Florida Climate Center/Center for Ocean-Atmospheric Prediction Studies* <https://coaps.fsu.edu>

Students



Photo: FSU News Photo Gallery

Jessica Dixon, a rising junior who conducts research in neuroscience, was awarded the prestigious Barry Goldwater Scholarship in 2020.

Student Characteristics, Fall 2019

HIGHLIGHTS

- Enrollment was 42,876 with 33,000 (77.0%) undergraduates, 8,714 (20.3%) graduates, 1,162 (2.7%) unclassified
- 81.7 percent of all students were Floridians, and 93.2 percent were from the United States
- Seventeen Florida counties contributed over 500 students each (in descending order): Leon, Broward, Miami-Dade, Palm Beach, Hillsborough, Orange, Duval, Pinellas, Seminole, Santa Rosa, Bay, Brevard, Lee, St. Lucie, Collier, Pasco, Polk
- Students from all 50 states and the District of Columbia were in attendance
- Eighteen states contributed 100 or more students each (in descending order): Florida, Georgia, New York, North Carolina, New Jersey, Virginia, Texas, Pennsylvania, Illinois, California, Maryland, Alabama, Ohio, Tennessee, South Carolina, Connecticut, Massachusetts, and Michigan
- Twenty-three foreign countries contributed 30 or more students each (in descending order): China, Panama, South Korea, Venezuela, India, Colombia, Brazil, Canada, Iran, United Kingdom, Jamaica, Japan, Mexico, Bangladesh, Nigeria, Cuba, Haiti, Turkey, France, Saudi Arabia, Peru, Spain, and Italy
- Women accounted for 57.1 percent of the total enrollment
- Minorities, including students who reported two or more races, made up 35.2% of the student enrollment who reported ethnicity. Of those 15,093 students, 55.0% were Hispanic, 25.4% Black, 7.9% Asian, 0.4% American Indian/Alaskan, 0.2% Native Hawaiian/Pacific Islander, 11.0% Two or More Races
- Foreign students comprise 5.2% of the 42,876 students enrolled in Fall 2019; 1.3% did not report ethnicity
- Average age of all students was 22.6; of undergraduates, 20.6; of graduates, 29.4; of unclassified students, 27.1
- Students enrolled full-time represented 84.1 percent of those in attendance
- The middle 50% high school GPA for the summer/fall 2019 freshman class was 3.9-4.3; middle 50% SAT scores were 1220-1330; and middle 50% ACT composite scores were 26-30
- Since the Goldwater Scholarship and Excellence in Education Program was established by Congress in 1986, a total of twenty-four students from Florida State University have been honored:

1990: Michael Owens	2000: Johan Gonzalez	2010: Vivek Pal
1992: Krishna Nayak	2000: Christina Oberlin	2010: Kristen Ramsey
1994: James Thompson	2001: Ronald Hills	2012: Daniel Stribling
1995: William Huttner	2001: Daniel Roberts	2013: Matthew Vedrin
1995: Darren Oldson	2002: Dan Warren	2015: Molly Gordon
1996: Gabriel Bouch	2002: Keola Wierschem	2019: Shae Machlus
1998: Jenifer Austin	2007: Priya Pal	2020: Jessica Dixon
1998: Frederick Hankins	2008: Rebecca Stone	
1999: Minesh Bacrania	2009: Alan Kuhnle	
- Standard tuition and fees charged for one credit hour in 2019-20 (does not include \$25 per semester student affairs facility use/FSUCard fee):

	Florida Residents	Non-Florida Residents
Undergraduate	\$215.55	\$721.10
Graduate	\$479.32	\$1,110.72
Law	\$688.11	\$1,355.18
Medical (annual block fee)	\$25,610.61	\$60,161.80

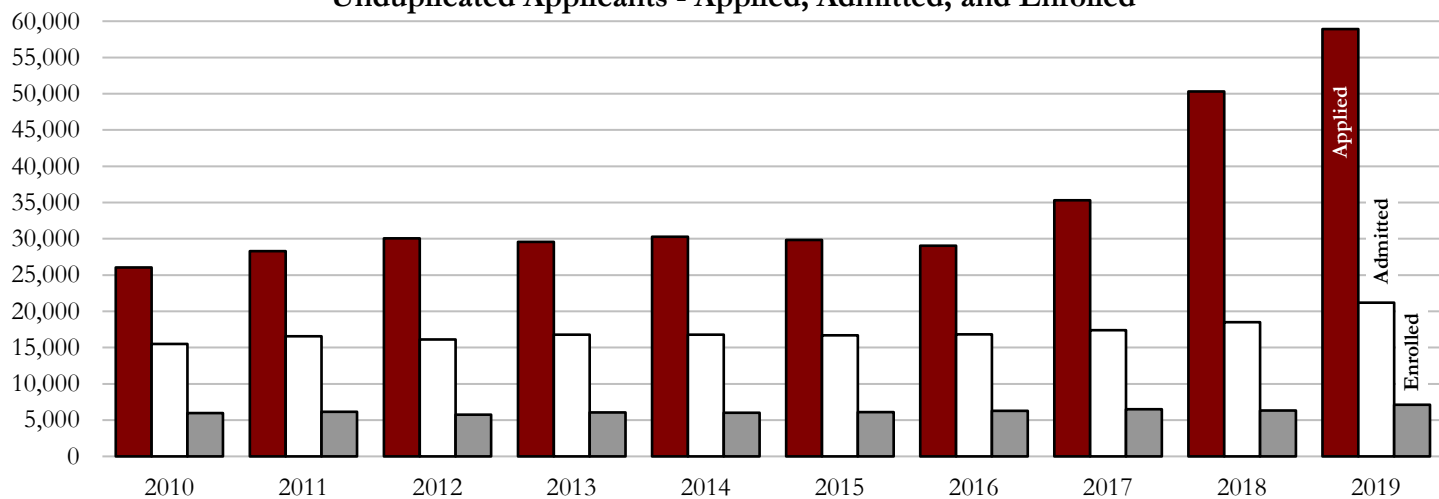
Merit, Achievement, and Hispanic Finalists

	National Merit Scholars			Achievement Scholars			Hispanic Scholars			Total		
	2017	2018	2019	2017	2018	2019	2017	2018	2019	2017	2018	2019
New Freshmen	29	29	21	0	0	0	0	0	0	29	29	21
Other Undergraduates	<u>51</u>	<u>68</u>	<u>71</u>	<u>1</u>	<u>1</u>	<u>0</u>	<u>1</u>	<u>1</u>	<u>0</u>	<u>53</u>	<u>70</u>	<u>71</u>
Total	80	97	92	1	1	0	1	1	0	82	99	92

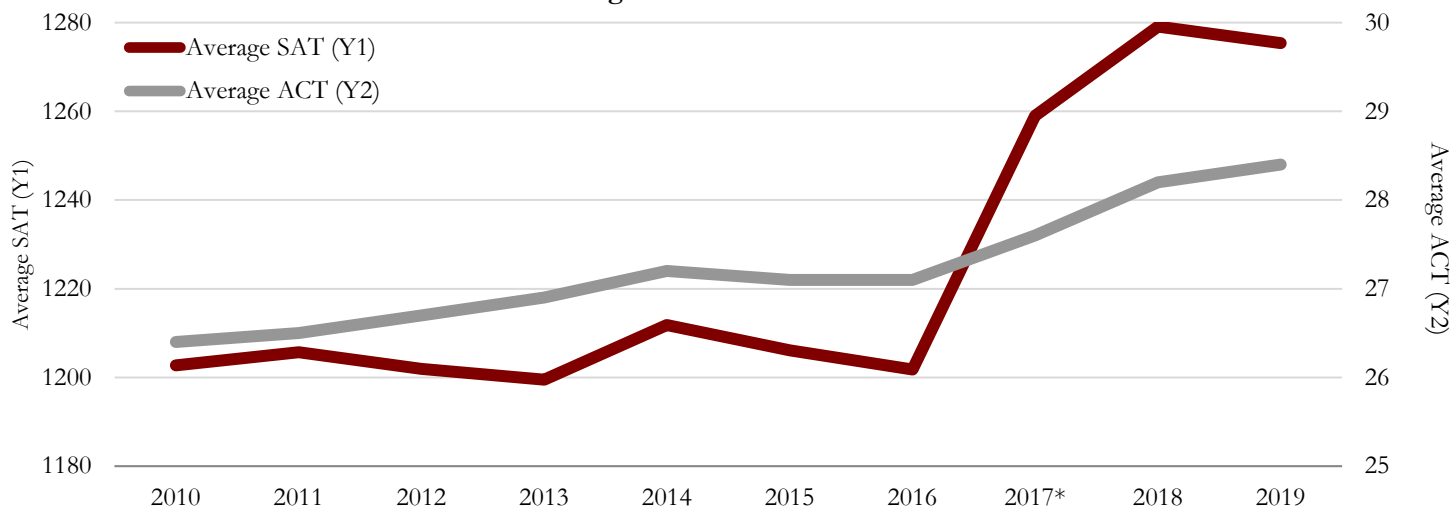
Source: Fall Preliminary Student Instruction File (SIFP)

First-Time-in-College (FTIC) Admission Statistics, 2010-2019

Unduplicated Applicants - Applied, Admitted, and Enrolled



Average SAT and ACT Scores



* Beginning in 2017, the SAT test was re-designed. The scores have not been concorded.

Summer/ Fall	Unduplicated Applicants			Enrolled Students				
	Applied	Admitted	Enrolled	Number Taking SAT	Average SAT 2	Average SAT 3	Number Taking ACT	Average ACT
2010	26,037	15,498	5,952	2,797	1202.7		3,155	26.4
2011	28,313	16,561	6,145	2,750	1205.7	1802.9	3,395	26.5
2012	30,040	16,124	5,738	2,610	1201.9	1800.1	3,128	26.7
2013	29,579	16,803	6,048	2,652	1199.5	1795.7	3,396	26.9
2014	30,266	16,763	6,021	2,541	1211.8	1814.2	3,480	27.2
2015	29,828	16,674	6,100	2,493	1206.1	1804.5	3,607	27.1
2016	29,027	16,840	6,282	2,400	1201.8	1797.0	3,882	27.1
2017	35,334	17,381	6,523	2,448	1259.0*		4,075	27.6
2018	50,314	18,504	6,324	4,106	1279.1*		2,219	28.2
2019	58,936	21,202	7,106	4,967	1,275.4*		2,139	28.4

* Beginning in 2017, the SAT test was re-designed. There is no longer a separate writing component. The scores have not been concorded.

Note: Applied consists of unduplicated applications for the summer and fall terms. Enrolled students are FTICs attending in the fall semester or the previous summer who continue into the fall.

New Student Headcount by Residency

	2017-18				2018-19				2019-20			
	Summer	Fall	Spring	Year	Summer	Fall	Spring	Year	Summer	Fall	Spring	Year
FTICs												
In-state	2,314	3,476	12	5,802	2,416	3,152	13	5,581	2,787	3,659	18	6,464
Out-of-State	<u>177</u>	<u>572</u>	<u>9</u>	<u>758</u>	<u>199</u>	<u>564</u>	<u>11</u>	<u>774</u>	<u>197</u>	<u>492</u>	<u>11</u>	<u>700</u>
Total	2,491	4,048	21	6,560	2,615	3,716	24	6,355	2,984	4,151	29	7,164
Transfers-Florida Community/State/Junior College with AA												
In-state	231	1,333	573	2,137	208	1,161	539	1,908	202	1,193	524	1,919
Out-of-State	<u>10</u>	<u>33</u>	<u>23</u>	<u>66</u>	<u>7</u>	<u>26</u>	<u>19</u>	<u>52</u>	<u>6</u>	<u>35</u>	<u>13</u>	<u>54</u>
Total	241	1,366	596	2,203	215	1,187	558	1,960	208	1,228	537	1,973
Transfers-Florida Community/State/Junior College w/out AA												
In-state	32	129	391	552	18	99	434	551	21	121	373	515
Out-of-State	<u>1</u>	<u>8</u>	<u>22</u>	<u>31</u>	<u>1</u>	<u>3</u>	<u>22</u>	<u>26</u>	<u>0</u>	<u>5</u>	<u>10</u>	<u>15</u>
Total	33	137	413	583	19	102	456	577	21	126	383	530
Transfers-Others												
In-state	63	338	119	520	48	396	156	600	38	318	132	488
Out-of-State	<u>73</u>	<u>147</u>	<u>73</u>	<u>293</u>	<u>54</u>	<u>130</u>	<u>72</u>	<u>256</u>	<u>92</u>	<u>138</u>	<u>79</u>	<u>309</u>
Total	136	485	192	813	102	526	228	856	130	456	211	797
Transfers-Total												
In-state	326	1,800	1,083	3,209	274	1,656	1,129	3,059	261	1,632	1,029	2,922
Out-of-State	<u>84</u>	<u>188</u>	<u>118</u>	<u>390</u>	<u>62</u>	<u>159</u>	<u>113</u>	<u>334</u>	<u>98</u>	<u>178</u>	<u>102</u>	<u>378</u>
Total	410	1,988	1,201	3,599	336	1,815	1,242	3,393	359	1,810	1,131	3,300
Seeking a Second Baccalaureate												
In-state	36	71	76	183	32	55	57	144	18	49	71	138
Out-of-State	<u>1</u>	<u>10</u>	<u>5</u>	<u>16</u>	<u>4</u>	<u>6</u>	<u>8</u>	<u>18</u>	<u>5</u>	<u>10</u>	<u>8</u>	<u>23</u>
Total	37	81	81	199	36	61	65	162	23	59	79	161
Undergraduate Total												
In-state	2,676	5,347	1,171	9,194	2,722	4,863	1,199	8,784	3,066	5,340	1,118	9,524
Out-of-State	<u>262</u>	<u>770</u>	<u>132</u>	<u>1,164</u>	<u>265</u>	<u>729</u>	<u>132</u>	<u>1,126</u>	<u>300</u>	<u>680</u>	<u>121</u>	<u>1,101</u>
Total	2,938	6,117	1,303	10,358	2,987	5,592	1,331	9,910	3,366	6,020	1,239	10,625
Law (JD-seeking)												
In-state	8	165	1	174	6	182	0	188	3	157	2	162
Out-of-State	<u>1</u>	<u>26</u>	<u>1</u>	<u>28</u>	<u>0</u>	<u>44</u>	<u>0</u>	<u>44</u>	<u>0</u>	<u>47</u>	<u>1</u>	<u>48</u>
Total	9	191	2	202	6	226	0	232	3	204	3	210
Medicine (MD-seeking)												
In-state	116	0	0	116	119	0	0	119	117	0	0	117
Out-of-State	<u>2</u>	<u>0</u>	<u>0</u>	<u>2</u>	<u>2</u>	<u>0</u>	<u>0</u>	<u>2</u>	<u>3</u>	<u>0</u>	<u>0</u>	<u>3</u>
Total	118	0	0	118	121	0	0	121	120	0	0	120
Graduate (excludes Professional)												
In-state	304	1,178	340	1,822	353	1,230	371	1,954	508	1,380	386	2,274
Out-of-State	<u>98</u>	<u>749</u>	<u>94</u>	<u>941</u>	<u>100</u>	<u>781</u>	<u>142</u>	<u>1,023</u>	<u>148</u>	<u>818</u>	<u>153</u>	<u>1,119</u>
Total	402	1,927	434	2,763	453	2,011	513	2,977	656	2,198	539	3,393
Graduate Total												
In-state	428	1,343	341	2,112	478	1,412	371	2,261	628	1,537	388	2,553
Out-of-State	<u>101</u>	<u>775</u>	<u>95</u>	<u>971</u>	<u>102</u>	<u>825</u>	<u>142</u>	<u>1,069</u>	<u>151</u>	<u>865</u>	<u>154</u>	<u>1,170</u>
Total	529	2,118	436	3,083	580	2,237	513	3,330	779	2,402	542	3,723
Total All Students												
In-state	3,104	6,690	1,512	11,306	3,200	6,275	1,570	11,045	3,694	6,877	1,506	12,077
Out-of-State	<u>363</u>	<u>1,545</u>	<u>227</u>	<u>2,135</u>	<u>367</u>	<u>1,554</u>	<u>274</u>	<u>2,195</u>	<u>451</u>	<u>1,545</u>	<u>275</u>	<u>2,271</u>
Total	3,467	8,235	1,739	13,441	3,567	7,829	1,844	13,240	4,145	8,422	1,781	14,348

Source: Final Student Instruction (SIF) files

New Student Distribution by Residency

	2017-18				2018-19				2019-20			
	Summer	Fall	Spring	Year	Summer	Fall	Spring	Year	Summer	Fall	Spring	Year
FTICs												
In-state	92.9%	85.9%	57.1%	88.4%	92.4%	84.8%	54.2%	87.8%	93.4%	88.1%	62.1%	90.2%
Out-of-State	<u>7.1%</u>	<u>14.1%</u>	<u>42.9%</u>	<u>11.6%</u>	<u>7.6%</u>	<u>15.2%</u>	<u>45.8%</u>	<u>12.2%</u>	<u>6.6%</u>	<u>11.9%</u>	<u>37.9%</u>	<u>9.8%</u>
Total	100.0%	100.0%	100.0%	100.0%	100.0%	100.0%	100.0%	100.0%	100.0%	100.0%	100.0%	100.0%
Transfers-Florida Community/State/Junior College with AA												
In-state	95.9%	97.6%	96.1%	97.0%	96.7%	97.8%	96.6%	97.3%	97.1%	97.1%	97.6%	97.3%
Out-of-State	<u>4.1%</u>	<u>2.4%</u>	<u>3.9%</u>	<u>3.0%</u>	<u>3.3%</u>	<u>2.2%</u>	<u>3.4%</u>	<u>2.7%</u>	<u>2.9%</u>	<u>2.9%</u>	<u>2.4%</u>	<u>2.7%</u>
Total	100.0%	100.0%	100.0%	100.0%	100.0%	100.0%	100.0%	100.0%	100.0%	100.0%	100.0%	100.0%
Transfers-Florida Community/State/Junior College w/out AA												
In-state	97.0%	94.2%	94.7%	94.7%	94.7%	97.1%	95.2%	95.5%	100.0%	96.0%	97.4%	97.2%
Out-of-State	<u>3.0%</u>	<u>5.8%</u>	<u>5.3%</u>	<u>5.3%</u>	<u>5.3%</u>	<u>2.9%</u>	<u>4.8%</u>	<u>4.5%</u>	<u>0.0%</u>	<u>4.0%</u>	<u>2.6%</u>	<u>.8%</u>
Total	100.0%	100.0%	100.0%	100.0%	100.0%	100.0%	100.0%	100.0%	100.0%	100.0%	100.0%	100.0%
Transfers-Others												
In-state	46.3%	69.7%	62.0%	64.0%	47.1%	75.3%	68.4%	70.1%	29.2%	69.7%	62.6%	61.2%
Out-of-State	<u>53.7%</u>	<u>30.3%</u>	<u>38.0%</u>	<u>36.0%</u>	<u>52.9%</u>	<u>24.7%</u>	<u>31.6%</u>	<u>29.9%</u>	<u>70.8%</u>	<u>30.3%</u>	<u>37.4%</u>	<u>38.8%</u>
Total	100.0%	100.0%	100.0%	100.0%	100.0%	100.0%	100.0%	100.0%	100.0%	100.0%	100.0%	100.0%
Transfers-Total												
In-state	79.5%	90.5%	90.2%	89.2%	81.5%	91.2%	90.9%	90.2%	72.7%	90.2%	91.0%	88.5%
Out-of-State	<u>20.5%</u>	<u>9.5%</u>	<u>9.8%</u>	<u>10.8%</u>	<u>18.5%</u>	<u>8.8%</u>	<u>9.1%</u>	<u>9.8%</u>	<u>27.3%</u>	<u>9.8%</u>	<u>9.0%</u>	<u>11.5%</u>
Total	100.0%	100.0%	100.0%	100.0%	100.0%	100.0%	100.0%	100.0%	100.0%	100.0%	100.0%	100.0%
Seeking a Second Baccalaureate												
In-state	97.3%	87.7%	93.8%	92.0%	88.9%	90.2%	87.7%	88.9%	78.3%	83.1%	89.9%	85.7%
Out-of-State	<u>2.7%</u>	<u>12.3%</u>	<u>6.2%</u>	<u>8.0%</u>	<u>11.1%</u>	<u>9.8%</u>	<u>12.3%</u>	<u>11.1%</u>	<u>21.7%</u>	<u>16.9%</u>	<u>10.1%</u>	<u>14.3%</u>
Total	100.0%	100.0%	100.0%	100.0%	100.0%	100.0%	100.0%	100.0%	100.0%	100.0%	100.0%	100.0%
Undergraduate Total												
In-state	91.1%	87.4%	89.9%	88.8%	91.1%	87.0%	90.1%	88.6%	91.1%	88.7%	90.2%	89.6%
Out-of-State	<u>8.9%</u>	<u>12.6%</u>	<u>10.1%</u>	<u>11.2%</u>	<u>8.9%</u>	<u>13.0%</u>	<u>9.9%</u>	<u>11.4%</u>	<u>8.9%</u>	<u>11.3%</u>	<u>9.8%</u>	<u>10.4%</u>
Total	100.0%	100.0%	100.0%	100.0%	100.0%	100.0%	100.0%	100.0%	100.0%	100.0%	100.0%	100.0%
Law (JD-seeking)												
In-state	88.9%	86.4%	50.0%	86.1%	100.0%	80.5%	0.0%	81.0%	100.0%	77.0%	66.7%	77.1%
Out-of-State	<u>11.1%</u>	<u>13.6%</u>	<u>50.0%</u>	<u>13.9%</u>	<u>0.0%</u>	<u>19.5%</u>	<u>0.0%</u>	<u>19.0%</u>	<u>0.0%</u>	<u>23.0%</u>	<u>33.3%</u>	<u>22.9%</u>
Total	0.0%	100.0%	100.0%	100.0%	0.0%	100.0%	100.0%	100.0%	100.0%	100.0%	100.0%	100.0%
Medicine (MD-seeking)												
In-state	98.3%	0.0%	0.0%	98.3%	98.3%	0.0%	0.0%	98.3%	97.5%	0.0%	0.0%	97.5%
Out-of-State	<u>1.7%</u>	<u>0.0%</u>	<u>0.0%</u>	<u>1.7%</u>	<u>1.7%</u>	<u>0.0%</u>	<u>0.0%</u>	<u>1.7%</u>	<u>2.5%</u>	<u>0.0%</u>	<u>0.0%</u>	<u>2.5%</u>
Total	100.0%	0.0%	0.0%	100.0%	100.0%	0.0%	0.0%	100.0%	100.0%	0.0%	0.0%	100.0%
Graduate (excludes Professional)												
In-state	75.6%	61.1%	78.3%	65.9%	77.9%	61.2%	72.3%	65.6%	77.4%	62.8%	71.6%	67.0%
Out-of-State	<u>24.4%</u>	<u>38.9%</u>	<u>21.7%</u>	<u>34.1%</u>	<u>22.1%</u>	<u>38.8%</u>	<u>27.7%</u>	<u>34.4%</u>	<u>22.6%</u>	<u>37.2%</u>	<u>28.4%</u>	<u>33.0%</u>
Total	100.0%	100.0%	100.0%	100.0%	100.0%	100.0%	100.0%	100.0%	100.0%	100.0%	100.0%	100.0%
Graduate Total												
In-state	80.9%	63.4%	78.2%	68.5%	82.4%	63.1%	72.3%	67.9%	80.6%	64.0%	71.6%	68.6%
Out-of-State	<u>19.1%</u>	<u>36.6%</u>	<u>21.8%</u>	<u>31.5%</u>	<u>17.6%</u>	<u>36.9%</u>	<u>27.7%</u>	<u>32.1%</u>	<u>19.4%</u>	<u>36.0%</u>	<u>28.4%</u>	<u>31.4%</u>
Total	100.0%	100.0%	100.0%	100.0%	100.0%	100.0%	100.0%	100.0%	100.0%	100.0%	100.0%	100.0%
Total All Students												
In-state	89.5%	81.2%	86.9%	84.1%	89.7%	80.2%	85.1%	83.4%	89.1%	81.7%	84.6%	84.2%
Out-of-State	<u>10.5%</u>	<u>18.8%</u>	<u>13.1%</u>	<u>15.9%</u>	<u>10.3%</u>	<u>19.8%</u>	<u>14.9%</u>	<u>16.6%</u>	<u>10.9%</u>	<u>18.3%</u>	<u>15.4%</u>	<u>15.8%</u>
Total	100.0%	100.0%	100.0%	100.0%	100.0%	100.0%	100.0%	100.0%	100.0%	100.0%	100.0%	100.0%

Source: Final Student Instruction (SIF) files

Headcount Enrollment, Fall Semesters

	<u>2015</u>		<u>2016</u>		<u>2017</u>		<u>2018</u>		<u>2019</u>	
By Gender										
Male	18,664	45.0%	18,624	44.5%	18,548	44.3%	18,093	43.4%	18,394	42.9%
Female	<u>22,809</u>	55.0%	<u>23,243</u>	55.5%	<u>23,352</u>	55.7%	<u>23,624</u>	56.6%	<u>24,482</u>	57.1%
Total	41,473		41,867		41,900		41,717		42,876	
By Ethnicity*										
Non-Res. Alien	2,278	5.6%	2,372	5.8%	2,301	5.6%	2,232	5.4%	2,232	5.3%
Hispanic	6,995	17.1%	7,411	18.0%	7,643	18.6%	7,899	19.2%	8,296	19.6%
American Indian	87	0.2%	100	0.2%	84	0.2%	83	0.2%	65	0.2%
Asian	1,021	2.5%	1,023	2.5%	1,051	2.6%	1,112	2.7%	1,191	2.8%
Black	3,316	8.1%	3,501	8.5%	3,466	8.4%	3,655	8.9%	3,838	9.1%
Native Hawaiian	55	0.1%	55	0.1%	48	0.1%	52	0.1%	37	0.1%
White	25,871	63.4%	25,429	61.8%	25,165	61.1%	24,532	59.7%	24,990	59.1%
Two or More Races	1,168	2.9%	1,283	3.1%	1,422	3.5%	1,513	3.7%	1,666	3.9%
Subtotal	40,791		41,174		41,180		41,078		42,315	
Not Reported	<u>682</u>		<u>693</u>		<u>720</u>		<u>639</u>		<u>561</u>	
Total	41,473		41,867		41,900		41,717		42,876	

*See the *race/ethnicity* entry in this book's glossary for information on the reporting methodology required by the U.S. Dept. of Education.

	<u>2015</u>		<u>2016</u>		<u>2017</u>		<u>2018</u>		<u>2019</u>	
By Level										
Freshman	5,594	13.5%	5,632	13.5%	5,708	13.6%	5,106	12.2%	5,459	12.7%
Sophomore	6,907	16.7%	6,908	16.5%	7,005	16.7%	7,038	16.9%	7,102	16.6%
Junior	8,796	21.2%	9,196	22.0%	9,142	21.8%	9,287	22.3%	9,314	21.7%
Senior	11,162	26.9%	10,933	26.1%	10,957	26.2%	10,992	26.3%	11,125	25.9%
Graduate	7,819	18.8%	7,929	18.9%	7,863	18.8%	8,058	19.3%	8,714	20.3%
Unclassified	<u>1,195</u>	2.9%	<u>1,269</u>	3.0%	<u>1,225</u>	2.9%	<u>1,236</u>	3.0%	<u>1,162</u>	2.7%
Total	41,473		41,867		41,900		41,717		42,876	
By Status										
Full-time	35,389	85.3%	35,495	84.8%	35,340	84.3%	35,207	84.4%	36,042	84.1%
Part-time	<u>6,084</u>	14.7%	<u>6,372</u>	15.2%	<u>6,560</u>	15.7%	<u>6,510</u>	15.6%	<u>6,834</u>	15.9%
Total	41,473		41,867		41,900		41,717		42,876	
By Campus										
Main	39,536	95.3%	39,921	95.4%	40,092	95.7%	39,818	95.4%	41,031	95.7%
Panama City	961	2.3%	955	2.3%	945	2.3%	999	2.4%	977	2.3%
Other, Florida	251	0.6%	248	0.6%	232	0.6%	87	0.2%	75	0.2%
Florence	47	0.1%	41	0.1%	34	0.1%	73	0.2%	82	0.2%
London	105	0.3%	112	0.3%	91	0.2%	167	0.4%	135	0.3%
Valencia	126	0.3%	89	0.2%	76	0.2%	140	0.3%	156	0.4%
Panama	443	1.1%	494	1.2%	423	1.0%	424	1.0%	419	1.0%
Other, Overseas	<u>4</u>	0.0+%	<u>7</u>	0.0+%	<u>2</u>	0.0+%	<u>6</u>	0.0+%	<u>1</u>	0.0+%
Total	41,473		41,867		41,900		41,717		42,876	

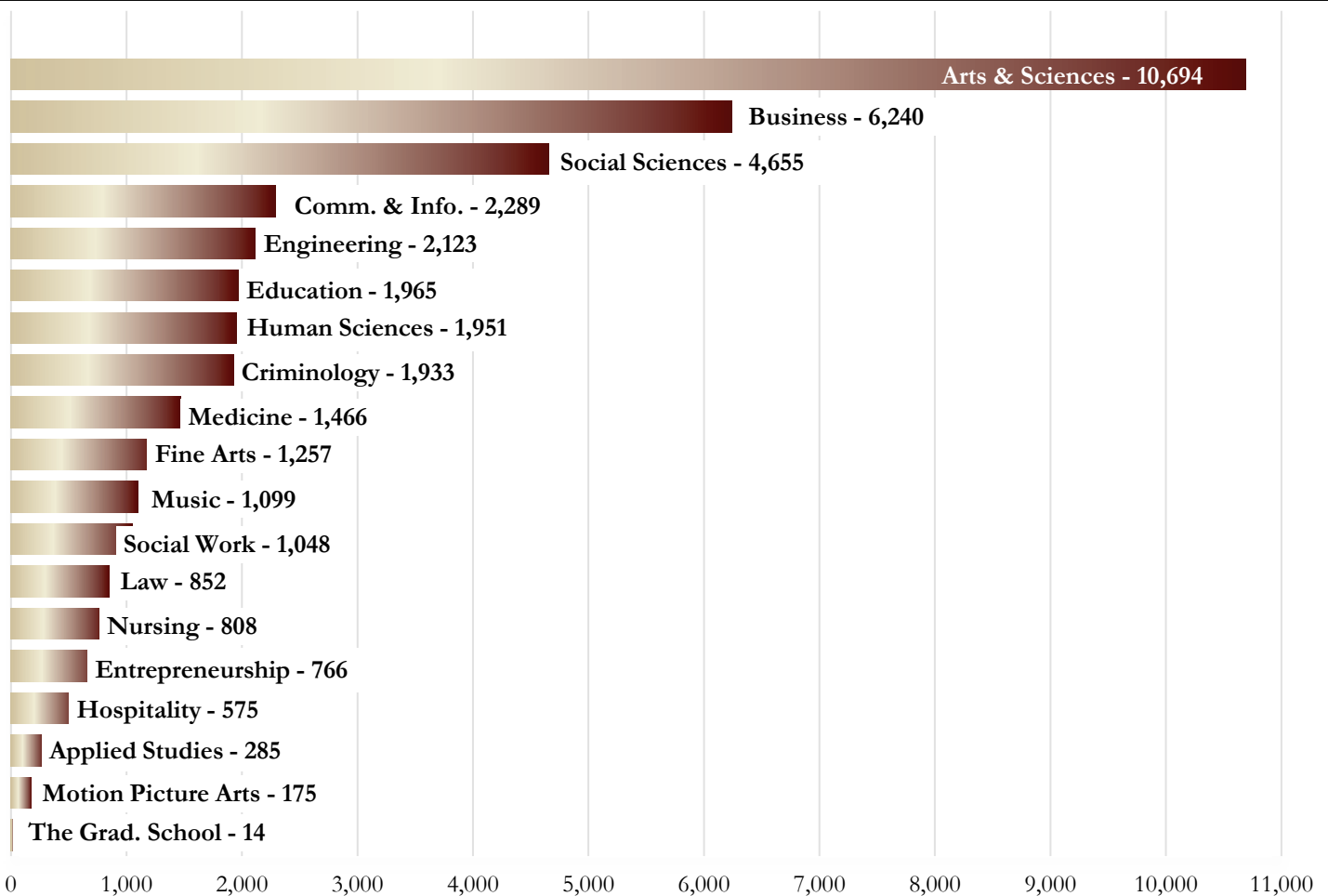
Note: Main campus does not include students taking one or more classes off campus. 41,450 students took at least one course on Florida State University's main campus in fall 2019.

	<u>2015</u>			<u>2016</u>			<u>2017</u>			<u>2018</u>			<u>2019</u>		
	UG	G	N	UG	G	N	UG	G	N	UG	G	N	UG	G	N
17 & below	47	0	33	47	0	35	52	0	37	46	0	43	49	0	33
18-19	10,526	2	273	10,604	2	305	10,962	2	260	10,748	2	267	11,546	2	249
20-22	17,872	780	342	18,279	702	359	18,197	706	389	18,196	678	369	18,194	844	340
23-25	2,528	2,609	181	2,302	2,640	180	2,237	2,502	158	2,133	2,501	178	2,023	2,656	155
26-30	809	2,429	118	803	2,416	132	738	2,436	128	669	2,475	119	626	2,531	112
31-35	292	977	61	259	1,069	93	270	1,064	65	278	1,113	64	242	1,207	65
36-40	146	454	52	147	484	41	140	511	43	132	561	51	115	624	50
41 & above	<u>239</u>	<u>568</u>	<u>135</u>	<u>228</u>	<u>616</u>	<u>124</u>	<u>216</u>	<u>642</u>	<u>145</u>	<u>221</u>	<u>728</u>	<u>145</u>	<u>205</u>	<u>850</u>	<u>158</u>
Total	32,459	7,819	1,195	32,669	7,929	1,269	32,812	7,863	1,225	32,423	8,058	1,236	33,000	8,714	1,162

Key: UG – Undergraduate Students G – Graduate Students N – Unclassified Students

Source: Fall Preliminary Student Instruction Files (SIFP); full reports can be accessed online at: <http://ir.fsu.edu/student.aspx>

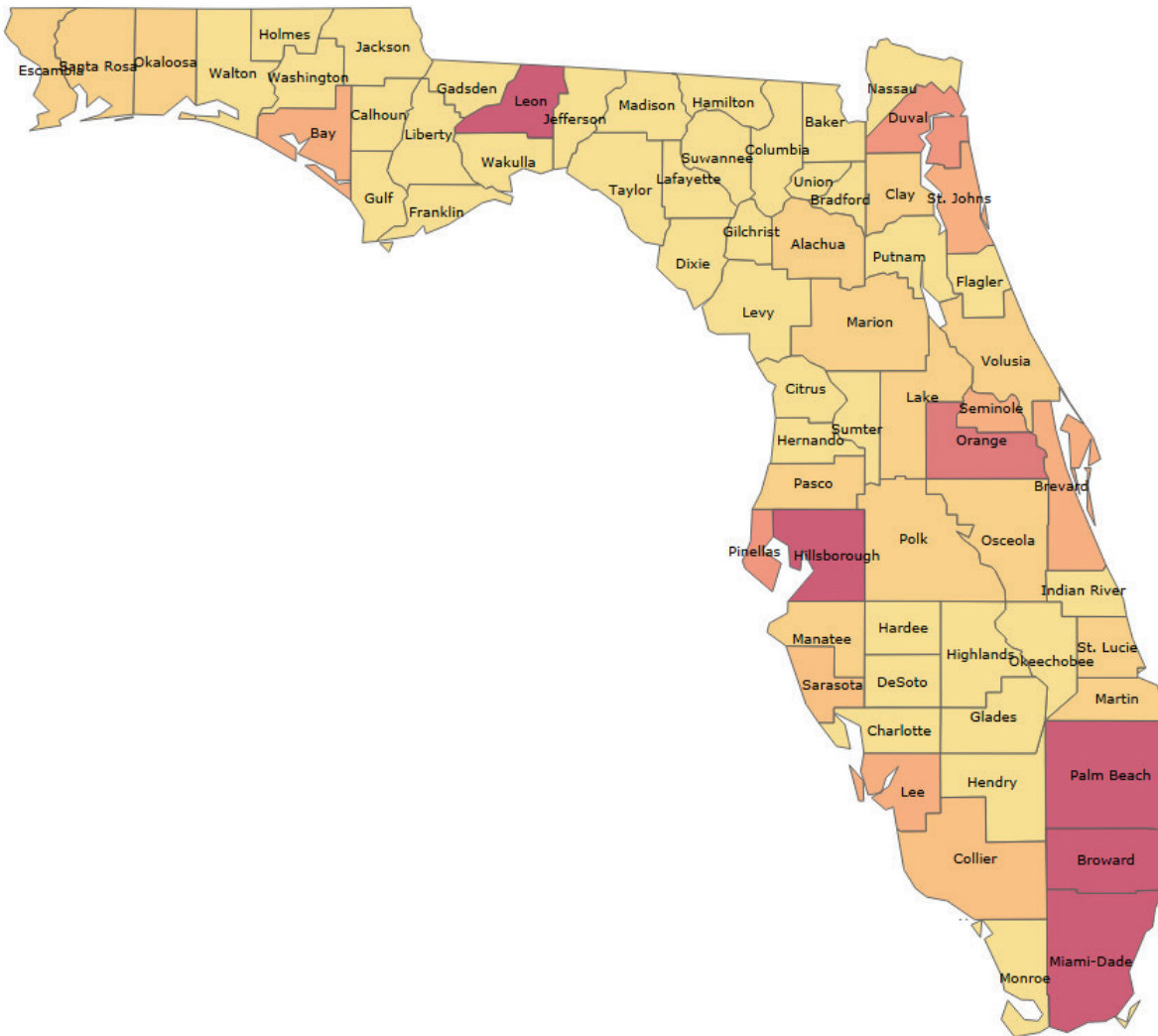
Headcount Enrollment, Fall Semesters



College	2015		2016		2017		2018		2019	
	Headcount	%	Headcount	%	Headcount	%	Headcount	%	Headcount	%
Applied Studies	287	0.7%	305	0.7%	305	0.7%	303	0.7%	285	0.7%
Arts & Sciences	10,788	26.0%	10,932	26.1%	10,496	25.1%	10,456	25.1%	10,694	24.9%
Business	6,325	15.3%	6,609	15.8%	6,346	15.1%	6,092	14.6%	6,240	14.6%
Communication and Information	2,312	5.6%	2,265	5.4%	2,242	5.4%	2,218	5.3%	2,289	5.3%
Criminology & Criminal Justice	1,906	4.6%	1,934	4.6%	1,918	4.6%	1,912	4.6%	1,933	4.5%
Education	2,027	4.9%	1,953	4.7%	1,831	4.4%	1,797	4.3%	1,965	4.6%
Engineering	2,198	5.3%	2,144	5.1%	2,182	5.2%	2,097	5.0%	2,123	5.0%
Entrepreneurship					107	0.3%	519	1.2%	766	1.8%
Fine Arts	1,305	3.1%	1,296	3.1%	1,283	3.1%	1,212	2.9%	1,257	2.9%
The Graduate School	19	0.0+%	19	0.0+%	19	0.0+%	12	0.0+%	14	0.0+%
Hospitality					409	1.0%	545	1.3%	575	1.3%
Human Sciences	2,949	7.1%	2,763	6.6%	2,488	5.9%	2,185	5.2%	1,951	4.6%
Law	614	1.5%	600	1.4%	605	1.4%	727	1.7%	852	2.0%
Medicine (M.D. Students)	483	1.2%	475	1.1%	470	1.1%	476	1.1%	480	1.1%
Medicine (non-M.D. Students)	49	0.1%	170	0.4%	860	2.1%	971	2.3%	986	2.3%
Motion Picture Arts	175	0.4%	175	0.4%	169	0.4%	176	0.4%	175	0.4%
Music	1,051	2.5%	996	2.4%	1,019	2.4%	1,061	2.5%	1,099	2.6%
Nursing	553	1.3%	733	1.8%	781	1.9%	852	2.0%	808	1.9%
Social Sciences & Public Policy	4,806	11.6%	4,909	11.7%	4,884	11.7%	4,684	11.2%	4,655	10.9%
Social Work	840	2.0%	797	1.9%	763	1.8%	853	2.0%	1,048	2.4%
Special/Undecided	<u>2,786</u>	<u>6.7%</u>	<u>2,792</u>	<u>6.7%</u>	<u>2,723</u>	<u>6.5%</u>	<u>2,569</u>	<u>6.2%</u>	<u>2,681</u>	<u>6.3%</u>
Total	41,473	100.0%	41,867	100.0%	41,900	100.0%	41,717	100.0%	42,876	100.0%

Source: Fall Preliminary Student Instruction File (SIFP)

Geographical Origin of Students by Florida County, Fall Semesters



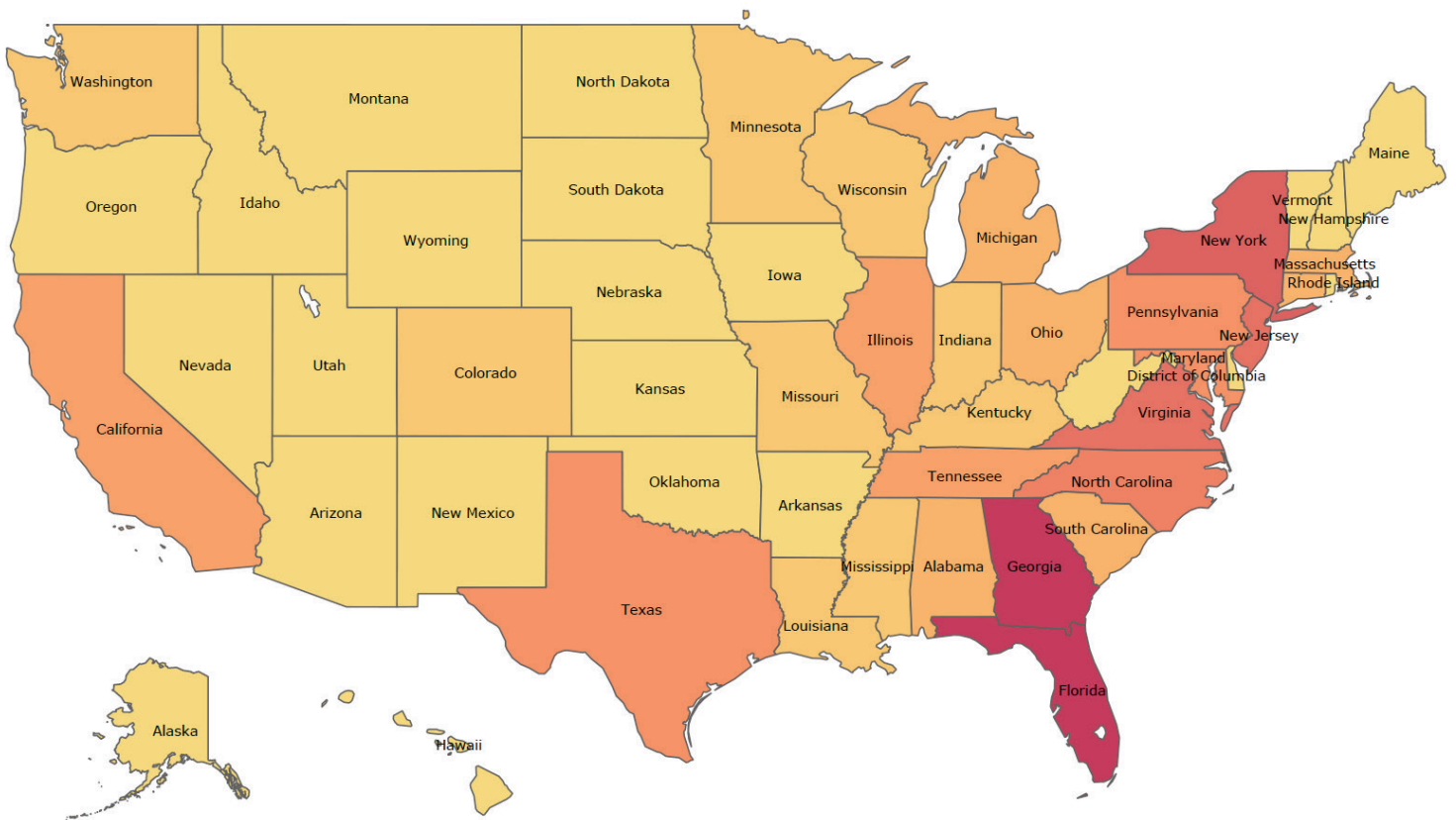
<u>County</u>	<u>2013</u>	<u>2014</u>	<u>2015</u>	<u>2016</u>	<u>2017</u>	<u>2018</u>	<u>2019</u>
Alachua	485	492	448	419	397	378	402
Baker	20	14	15	19	16	20	27
Bay	936	880	857	781	744	821	814
Bradford	18	13	10	10	7	12	14
Brevard	925	949	942	918	840	781	756
Broward	3,731	3,783	3,756	3,838	3,772	3,652	3,720
Calhoun	20	24	28	32	23	38	47
Charlotte	121	113	106	99	92	106	117
Citrus	96	100	100	97	91	89	82
Clay	394	418	381	386	378	396	410
Collier	532	523	533	544	535	516	572
Columbia	62	67	64	50	62	62	58
Miami-Dade	2,528	2,617	2,781	2,950	3,024	3,037	3,200
DeSoto	15	15	15	13	12	8	5
Dixie	6	7	9	8	3	5	2
Duval	1,510	1,455	1,394	1,448	1,494	1,464	1,500
Escambia	442	424	399	382	351	355	372
Flagler	100	89	93	91	92	94	89
Franklin	24	23	23	28	30	37	38
Gadsden	190	189	185	182	151	145	150

Geographical Origin of Students by Florida County, Fall Semesters

<u>County</u>	<u>2013</u>	<u>2014</u>	<u>2015</u>	<u>2016</u>	<u>2017</u>	<u>2018</u>	<u>2019</u>
Gilchrist	25	17	16	16	7	4	5
Glades	7	9	6	7	6	6	4
Gulf	28	36	40	41	37	41	27
Hamilton	9	10	7	9	10	23	24
Hardee	9	11	18	15	15	9	11
Hendry	26	22	16	23	19	22	21
Hernando	115	111	112	128	134	136	144
Highlands	43	41	54	50	50	54	50
Hillsborough	2,094	2,173	2,223	2,269	2,323	2,335	2,448
Holmes	42	36	40	35	30	26	33
Indian River	177	205	208	234	218	210	201
Jackson	147	142	118	115	93	108	115
Jefferson	69	68	67	66	61	76	80
Lafayette	8	11	12	10	7	8	10
Lake	262	248	277	266	266	288	312
Lee	590	623	647	676	739	762	741
Leon	5,103	4,978	4,818	4,538	4,447	4,518	4,550
Levy	22	26	21	16	13	14	10
Liberty	18	26	27	23	27	21	20
Madison	41	36	23	21	27	31	47
Manatee	444	469	483	485	472	458	483
Marion	294	288	288	303	306	320	350
Martin	398	415	434	396	384	373	359
Monroe	121	128	134	127	150	150	142
Nassau	101	118	113	102	106	118	127
Okaloosa	642	595	545	512	494	467	458
Okeechobee	19	19	23	19	18	10	4
Orange	1,709	1,721	1,717	1,778	1,865	1,931	2,019
Osceola	242	229	209	221	224	251	289
Palm Beach	2,601	2,721	2,843	2,943	3,014	2,947	2,986
Pasco	419	435	455	452	475	485	506
Pinellas	1,534	1,548	1,487	1,418	1,343	1,323	1,342
Polk	485	498	495	515	503	484	505
Putnam	25	25	23	22	22	29	23
St. Johns	709	726	771	826	891	884	337
St. Lucie	205	212	203	232	234	252	724
Santa Rosa	371	362	363	343	330	326	897
Sarasota	609	634	624	669	697	688	264
Seminole	1,038	1,018	925	909	873	848	988
Sumter	17	14	25	26	28	27	31
Suwannee	44	31	36	30	33	31	34
Taylor	52	43	41	40	39	35	38
Union	8	7	4	5	6	12	17
Volusia	565	536	511	507	516	491	479
Wakulla	168	182	159	188	188	199	202
Walton	121	116	108	132	145	148	162
Washington	<u>71</u>	<u>62</u>	<u>54</u>	<u>57</u>	<u>66</u>	<u>58</u>	<u>55</u>
Florida Counties Total	34,002	34,176	33,962	34,110	34,065	34,053	35,049
Non-Florida	4,490	4,806	4,902	5,107	5,367	5,331	5,516
Non-USA	2,985	2,791	2,609	2,650	2,468	2,333	2,311
Total	41,477	41,773	41,473	41,867	41,900	41,717	42,876

Source: Fall Preliminary Student Instruction File (SIFP)

Geographical Origin of Students by State, Fall Semesters



<u>State</u>	<u>2013</u>	<u>2014</u>	<u>2015</u>	<u>2016</u>	<u>2017</u>	<u>2018</u>	<u>2019</u>
Alabama	167	160	145	142	158	161	169
Alaska	7	8	7	8	10	10	6
Arizona	34	40	39	34	38	39	41
Arkansas	38	44	36	36	23	24	41
California	158	171	161	160	165	183	202
Colorado	78	87	92	89	72	82	89
Connecticut	77	77	98	103	114	118	117
Delaware	13	19	22	21	19	23	30
District of Columbia	4	3	9	14	10	15	18
Florida	34,028	34,176	33,962	34,110	34,065	34,030	34,929
Georgia	671	730	826	846	933	922	1,000
Hawaii	12	11	14	11	10	12	12
Idaho	17	20	14	20	21	11	16
Illinois	164	191	194	192	230	227	225
Indiana	67	65	57	57	70	69	71
Iowa	33	32	22	22	22	23	27
Kansas	23	35	35	36	38	39	42
Kentucky	62	61	60	68	67	73	72
Louisiana	74	62	63	61	66	69	91
Maine	20	23	25	20	19	13	17

Geographical Origin of Students by State, Fall Semesters

<u>State</u>	<u>2013</u>	<u>2014</u>	<u>2015</u>	<u>2016</u>	<u>2017</u>	<u>2018</u>	<u>2019</u>
Maryland	154	195	204	209	201	198	198
Massachusetts	122	105	101	109	116	112	113
Michigan	100	115	111	101	98	89	111
Minnesota	51	61	52	59	68	59	54
Mississippi	58	55	53	51	47	44	45
Missouri	62	60	58	67	72	85	96
Montana	6	8	7	5	4	5	5
Nebraska	18	11	16	23	27	28	29
Nevada	19	18	14	9	18	22	24
New Hampshire	26	28	24	22	23	27	34
New Jersey	185	200	218	279	290	354	345
New Mexico	22	21	22	18	15	11	18
New York	232	318	319	385	394	380	385
North Carolina	255	241	212	240	272	302	353
North Dakota	18	23	21	18	15	13	23
Ohio	142	149	147	148	164	160	164
Oklahoma	22	20	18	20	26	33	33
Oregon	24	21	25	21	15	7	10
Pennsylvania	215	223	211	212	210	222	239
Rhode Island	11	14	16	19	24	21	20
South Carolina	119	117	105	107	106	127	138
South Dakota	8	9	6	4	6	5	4
Tennessee	117	119	136	159	173	172	152
Texas	246	244	229	238	263	261	269
Utah	25	27	30	32	31	28	27
Vermont	5	5	4	7	8	10	13
Virginia	337	341	337	332	314	294	292
Washington	54	54	51	48	42	52	59
West Virginia	30	28	27	20	21	22	21
Wisconsin	77	64	63	69	71	70	69
Wyoming	<u>1</u>	<u>3</u>	<u>3</u>	<u>4</u>	<u>6</u>	<u>8</u>	<u>5</u>
States Total	38,483	38,982	38,864	39,212	39,427	39,383	40,563
Other U.S. Citizens (e.g. military born overseas)	129	157	***	***	***	***	***
U.S. Territories and Possessions							
Guam		2	0	2	1	0	0
Puerto Rico	15		12	18	19	16	11
U.S. Virgin Islands	<u>3</u>		<u>2</u>	<u>0</u>	<u>1</u>	<u>1</u>	<u>3</u>
Territories & Possessions Total	19	**	16	18	22	18	14
*Non-U.S.A.	<u>2,837</u>	<u>2,775</u>	<u>2,591</u>	<u>2,633</u>	<u>2,455</u>	<u>2,320</u>	<u>2,299</u>
Total	41,477	41,773	41,473	41,867	41,900	41,717	42,876

Source: Fall Preliminary Student Instruction File (SIFP)

*Non-U.S.A. students include foreign students and resident aliens.

**For 2013, U.S. territories are included in the U.S. Totals: Puerto Rico (17), U.S. Virgin Islands (2), and Guam (2).

***For 2014 and later, other U.S. citizens were assigned to appropriate states.

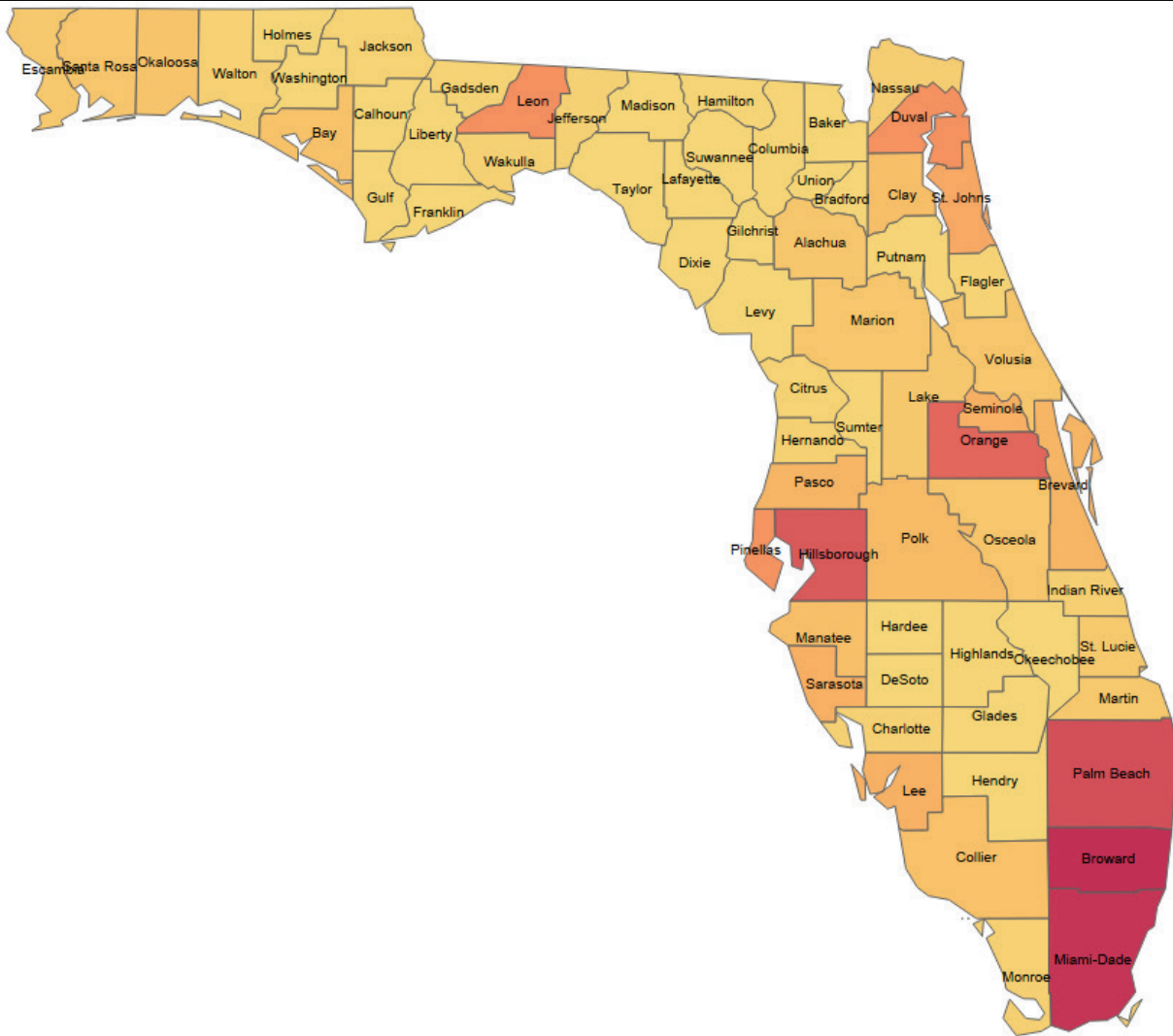
Geographical Origin of Students by Country, Fall 2019

<u>Country</u>	<u>Total</u>	<u>Country</u>	<u>Total</u>	<u>Country</u>	<u>Total</u>
Afghanistan	2	Haiti	43	Philippines	12
Albania	1	Honduras	21	Poland	14
Argentina	24	Hong Kong	7	Portugal	3
Aruba	1	Hungary	3	Puerto Rico	11
Australia	23	India	144	Romania	3
Austria	4	Indonesia	5	Russia	18
Bahamas	10	Iran	65	Saint Kitts and Nevis	1
Bahrain	1	Iraq	3	Saint Lucia	2
Bangladesh	48	Ireland	5	Saint Martin	3
Barbados	3	Israel	5	Saudi Arabia	33
Belarus	3	Italy	30	Serbia	1
Belgium	2	Jamaica	56	Singapore	3
Belize	6	Japan	55	Sint Maarten	1
Benin	1	Jordan	5	Slovakia	3
Bolivia	17	Kazakhstan	5	Slovenia	2
Bosnia	1	Kenya	7	South Africa	15
Botswana	1	Korea	172	Spain	32
Brazil	87	Kosovo	1	Sri Lanka	3
Bulgaria	5	Kuwait	3	Sudan	1
Burkina Faso	8	Latvia	1	Suriname	1
Cameroon	2	Lebanon	12	Sweden	12
Canada	79	Liberia	1	Switzerland	1
Cayman Islands	1	Libya	1	Syria	2
Chile	8	Lithuania	2	Taiwan	25
China	529	Luxembourg	2	Tanzania	1
Colombia	107	Macao	1	Thailand	4
Costa Rica	8	Macedonia	2	Trinidad and Tobago	13
Côte d'Ivoire	2	Malawi	1	Tunisia	3
Cuba	43	Malaysia	3	Turkey	41
Czech Republic	1	Mauritania	1	Ukraine	7
Denmark	4	Mexico	55	United Arab Emirates	2
Dominican Republic	17	Moldova	2	United Kingdom	60
Ecuador	22	Myanmar	3	United States	39,957
Egypt	12	Nepal	11	Uruguay	9
El Salvador	17	Netherlands	19	Uzbekistan	3
Eritrea	2	Netherlands Antilles	6	Vanuatu	1
Estonia	1	New Zealand	6	Venezuela	148
Ethiopia	1	Nicaragua	9	Vietnam	20
Finland	1	Nigeria	45	Virgin Islands (U.S)	3
France	33	Norway	5	Zimbabwe	2
Georgia	3	Oman	1		
Germany	23	Pakistan	27	Total	42,876
Ghana	9	Palestine	3		
Greece	5	Panama	328		
Guatemala	3	Paraguay	1		
Guyana	4	Peru	32		

Note: Countries are those listed by students at the time of their enrollment. Actual names for the countries are taken from the internal file documentation and may not accurately reflect the current name or status of a particular nation. 2,919 students from 131 countries other than the United States were enrolled in Fall 2019. This number includes 2,232 Non-Resident Aliens.

Source: Fall Preliminary Student Instruction File (SIFP)

Geographical Origin of FTICs by Florida County, Fall 2019



<u>County</u>	<u>Number</u>	<u>County</u>	<u>Number</u>	<u>County</u>	<u>Number</u>	<u>County</u>	<u>Number</u>
Alachua	61	Franklin	6	Leon	262	St. Johns	241
Baker	6	Gadsden	13	Levy	3	St. Lucie	41
Bay	60	Gilchrist	2	Liberty	1	Santa Rosa	67
Bradford	2	Glades	0	Madison	4	Sarasota	157
Brevard	147	Gulf	2	Manatee	91	Seminole	193
Broward	776	Hamilton	0	Marion	69	Sumter	6
Calhoun	4	Hardee	3	Martin	78	Suwannee	3
Charlotte	23	Hendry	4	Monroe	27	Taylor	6
Citrus	14	Hernando	28	Nassau	26	Union	1
Clay	77	Highlands	8	Okaloosa	69	Volusia	99
Collier	131	Hillsborough	528	Okeechobee	0	Wakulla	19
Columbia	11	Holmes	3	Orange	433	Walton	22
Miami-Dade	730	Indian River	40	Osceola	60	Washington	5
DeSoto	0	Jackson	7	Palm Beach	587	Non-Florida	767
Dixie	1	Jefferson	3	Pasco	107	Non-USA	27
Duval	257	Lafayette	3	Pinellas	274	Total	7,106
Escambia	75	Lake	70	Polk	116		
Flagler	18	Lee	130	Putnam	2		

Note: FTICs include summer FTICs who continue into the fall.

Source: Fall Preliminary Student Instruction File (SIFP)

Online Resource: FTIC enrollment reports can be accessed online at: <http://ir.fsu.edu/students.aspx>

First Time in College (FTIC) Students by High School and State, Fall 2019

High Schools Contributing 35 or More FTICs

<u>High School</u>	<u>City</u>	<u>Number</u>
Coral Reef	Miami	92
H. B. Plant	Tampa	78
St. Thomas Aquinas	Ft. Lauderdale	76
Lawton Chiles	Tallahassee	74
Marjory Stoneman Douglas	Parkland	67
Cypress Bay	Weston	65
Bartram Trail	St. Johns	60
Ponte Vedra	Ponte Vedra Beach	60
Creekside	St. Johns	54
Riverview	Riverview	52
Winter Park	Winter Park	52
Spanish River	Boca Raton	51
Leon	Tallahassee	50
Boca Raton	Boca Raton	49
Palm Harbor University	Palm Harbor	47
Jupiter	Jupiter	46
Newsome	Lithia	46
Lincoln	Tallahassee	46
Miami Palmetto	Miami	45
Atlantic	Delray Beach	44
East Lake	Tarpon Springs	43
Spruce Creek	Port Orange	42
Wellington	Wellington	40
Mast Academy	Miami	38
William R. Boone	Orlando	38
Archbishop McCarthy	Southwest Ranches	37
Olympia	Orlando	37
Alexander W. Dreyfoos	West Palm Beach	37
George M. Steinbrenner	Keystone	37
Fort Lauderdale	Ft. Lauderdale	36
Christopher Columbus	Miami	35
31 High Schools Contributing 35 or More FTICs		1,574
1,212 High Schools Contributing 34 or Fewer FTICs		5,453
Home Schooled		30
Unknown, or High School Not Found on List		49
Total		7,106

FTIC Students by State

<u>State</u>	<u>Number</u>
Alabama	10
Alaska	1
Arizona	4
Arkansas	6
California	15
Colorado	16
Connecticut	15
Delaware	5
District of Columbia	0
Florida	6,313
Georgia	190
Hawaii	3
Illinois	30
Indiana	9
Iowa	1
Kansas	2
Kentucky	9
Louisiana	12
Maine	2
Maryland	31
Massachusetts	14
Michigan	17
Minnesota	4
Mississippi	4
Missouri	9
Nebraska	6
Nevada	5
New Hampshire	9
New Jersey	44
New Mexico	1
New York	58
North Carolina	55
Ohio	25
Oklahoma	3
Oregon	1
Pennsylvania	38
Rhode Island	3
South Carolina	13
Tennessee	18
Texas	27
Utah	0
Vermont	3
Virginia	39
Washington	1
West Virginia	1
Wisconsin	7
Wyoming	0
<i>Non-USA</i>	<u>27</u>
Total	7,106

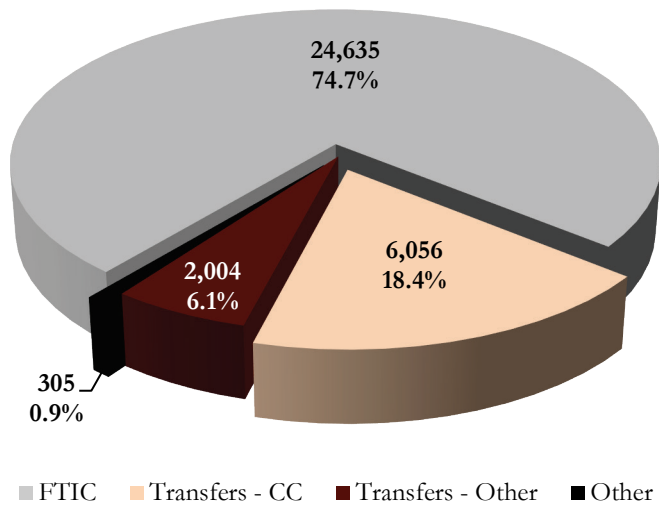
Source: Fall Preliminary Student Instruction File (SIFP)

Online Resource: FTIC enrollment reports can be accessed online at <http://ir.fsu.edu/students.aspx>

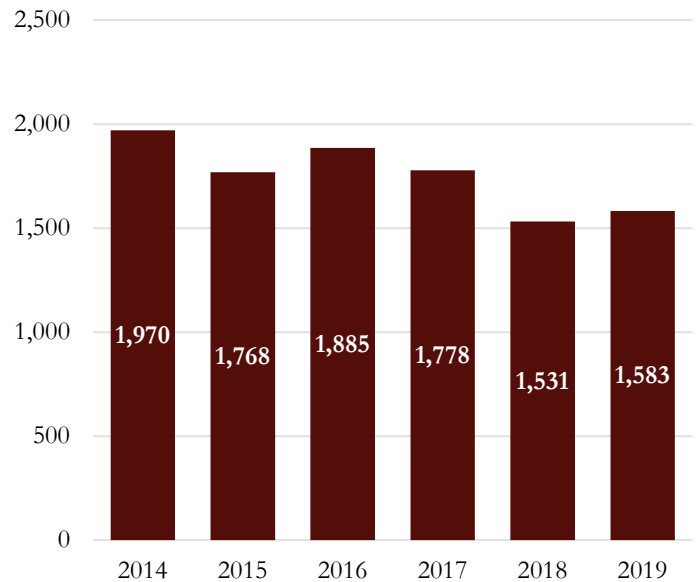
Florida Community/Junior/State College Transfers to FSU

Source of Fall 2019 Undergraduates

Type of Student at Most Recent Admission



CC Transfers by Summer/Fall Cohort



Florida Community/State College Transfers by Summer/Fall Cohort

County	Community/State College	2014	2015	2016	2017	2018	2019
1. Broward	Broward College	68	51	65	60	52	42
2. Jackson	Chipola College	49	38	39	42	42	32
3. Marion	College of Central Florida	19	16	10	14	5	5
4. Volusia	Daytona State College	27	20	29	27	18	17
5. Brevard	Eastern Florida State College	40	34	33	25	27	19
6. Lee	Edison State College	23	17	21	15	8	19
7. Columbia	Florida Gateway College	7	12	5	7	5	3
8. Monroe	Florida Keys Community College	3	0	0	3	1	2
9. Duval	Florida State College at Jacksonville	68	36	46	50	34	32
10. Bay	Gulf Coast State College	148	141	119	130	116	101
11. Hillsborough	Hillsborough Community College	38	25	22	26	25	32
12. St. Lucie	Indian River State College	39	28	45	34	20	27
13. Lake	Lake-Sumter State College	10	12	7	11	5	5
14. Manatee	State College of Florida, Manatee-Sarasota	37	27	38	26	28	23
15. Miami-Dade	Miami-Dade College	87	113	80	86	11	63
16. Madison	North Florida Community College	10	15	9	10	30	8
17. Okaloosa	Northwest Florida State College	31	38	47	40	54	37
18. Palm Beach	Palm Beach State College	60	47	63	70	7	52
19. Pasco	Pasco-Hernando State College	15	13	13	18	18	14
20. Escambia	Pensacola State College	22	27	16	16	9	15
21. Polk	Polk State College	11	9	12	10	28	8
22. Putnam	St. Johns River State College	16	5	7	13	7	8
23. Pinellas	St. Petersburg College	76	34	57	39	2	27
24. Alachua	Santa Fe College	56	42	34	38	11	34
25. Seminole	Seminole State College of Florida	33	17	19	22	36	10
26. Highlands	South Florida College	7	12	3	6	22	3
27. Leon	Tallahassee Community College	908	874	1,010	884	869	918
28. Orange	Valencia College	62	65	35	56	41	27
Total		1,970	1,768	1,885	1,778	1,531	1,583

Note: The cohort consists of community/state college transfers from the fall semester and the previous summer who continue into the fall.
 Source: Fall Preliminary Student Instruction Files (SIFP)

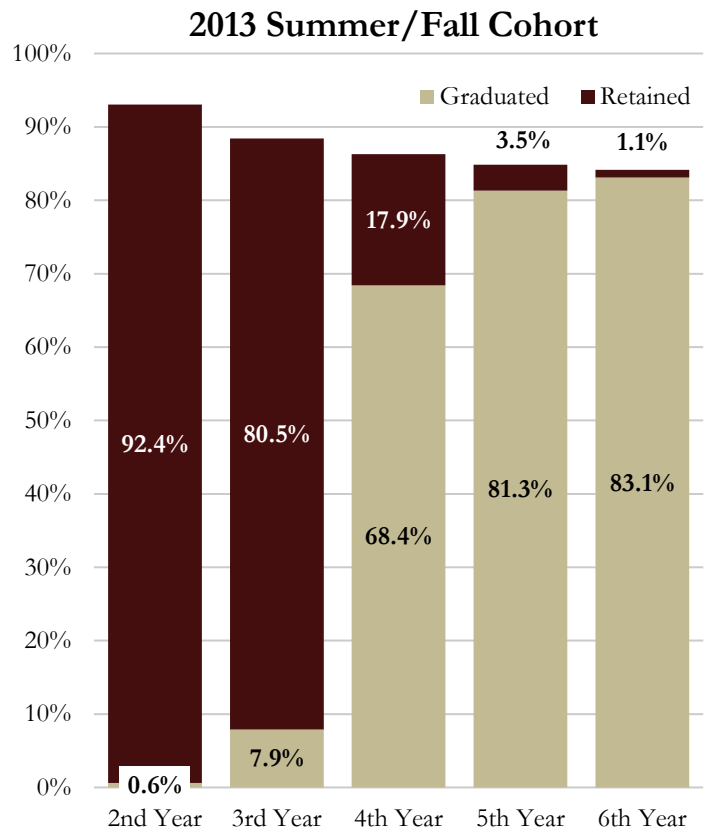
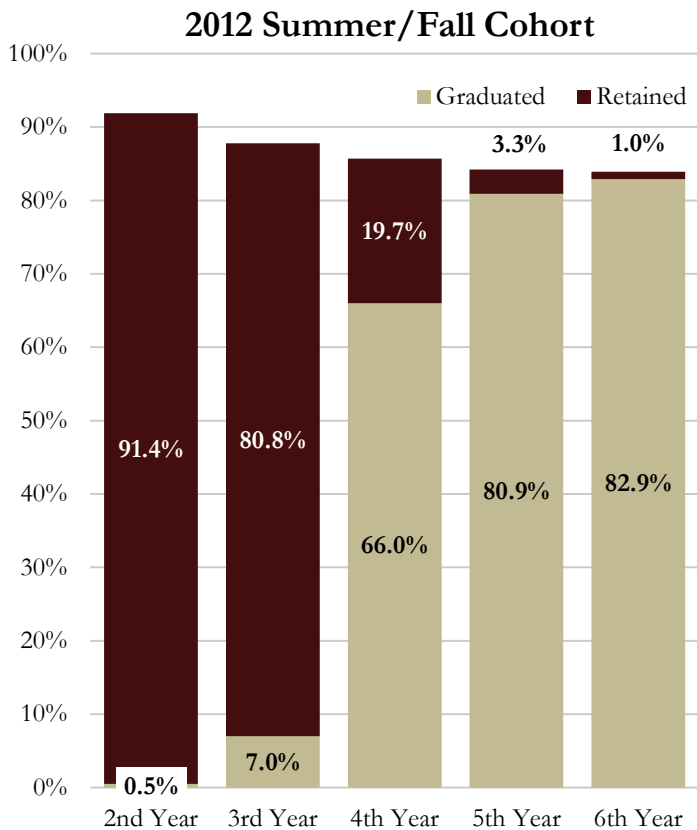
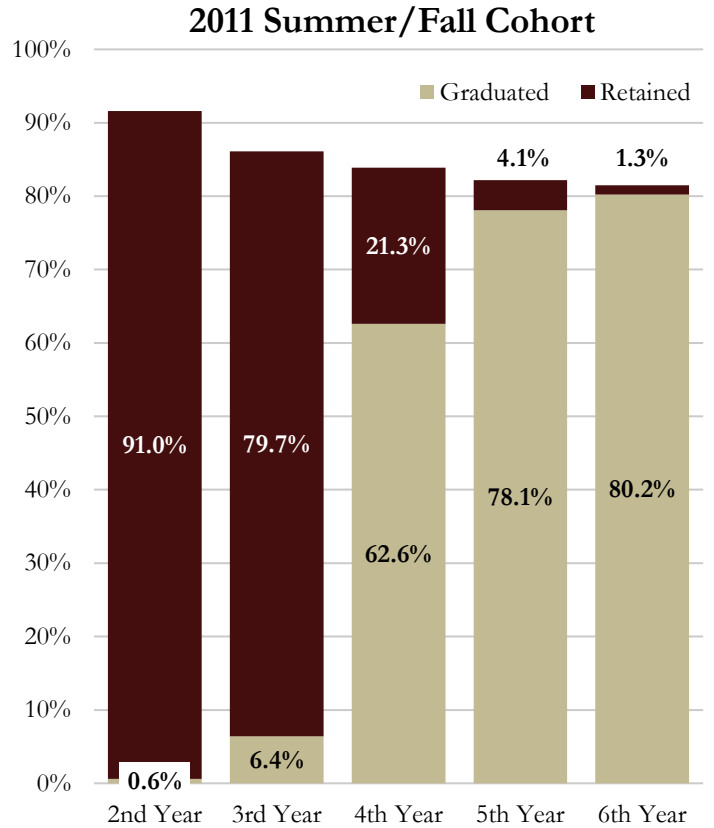
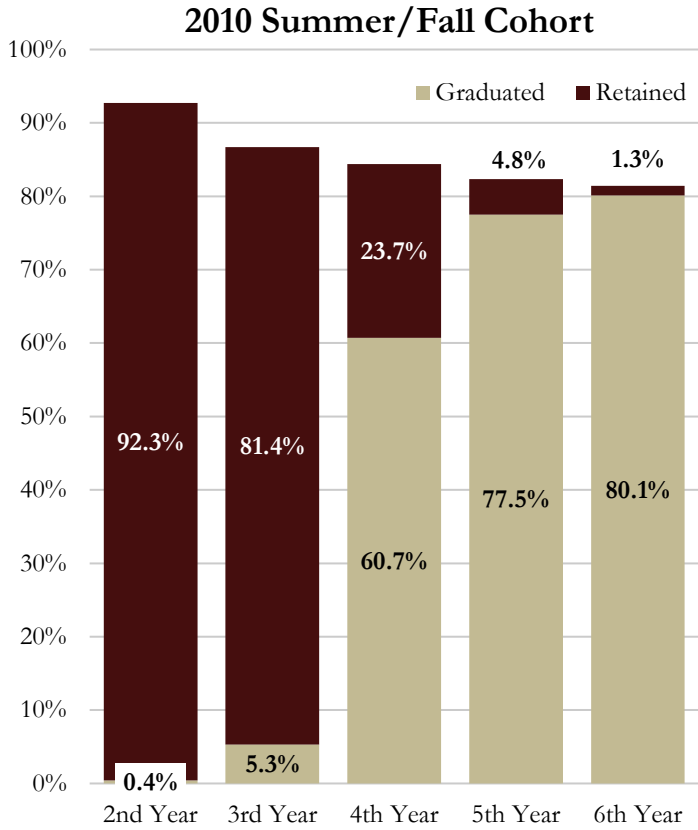
Retention & Graduation Rates for Full-Time FTICs

<u>Year</u>		<u>2009</u>	<u>2010</u>	<u>2011</u>	<u>2012</u>	<u>2013</u>	<u>2014</u>	<u>2015</u>	<u>2016</u>	<u>2017</u>	<u>2018</u>
1 st	Number Enrolled	5,936	5,963	6,149	5,749	6,096	6,075	6,038	6,216	6,428	6,244
	Total Graduated	1	0	0	0	0	0	0	0	0	0
	Percent Graduated	0.0%	0.0%	0.0%	0.0%	0.0%	0.0%	0.0%	0.0%	0.0%	0.0%
2 nd	Number Re-Enrolled	5,470	5,529	5,630	5,284	5,672	5,672	5,621	5,825	5,972	
	Total Graduated	24	26	34	27	36	42	33	38	56	
	Percent Graduated	0.4%	0.4%	0.6%	0.5%	0.6%	0.7%	0.5%	0.6%	0.9%	
	Number Retained	5,471	5,529	5,630	5,284	5,672	5,672	5,621	5,825	5,972	
	Percent Retained	92.2%	92.7%	91.6%	91.9%	93.0%	93.4%	93.1%	93.7%	92.9%	
3 rd	Number Re-Enrolled	5,105	5,144	5,257	5,018	5,354	5,372	5,286	5,483		
	Total Graduated	341	290	360	375	447	458	421	597		
	Percent Graduated	6.2%	5.3%	6.4%	7.0%	7.9%	8.2%	7.5%	10.2%		
	Number Retained	5,130	5,170	5,291	5,045	5,390	5,414	5,319	5,521		
	Percent Retained	86.4%	86.7%	86.0%	87.8%	88.4%	89.1%	88.1%	88.8%		
4 th	Number Re-Enrolled	4,644	4,715	4,766	4,529	4,776	4,786	4,742			
	Total Graduated	3,284	3,304	3,453	3,392	3,685	3,842	3,742			
	Percent Graduated	61.5%	60.7%	62.6%	66.0%	68.4%	71.5%	69.5%			
	Number Retained	5,010	5,031	5,160	4,931	5,259	5,286	5,196			
	Percent Retained	84.4%	84.4%	83.9%	85.8%	86.3%	87.0%	86.1%			
5 th	Number Re-Enrolled	1,218	1,289	1,205	1,048	1,004	860				
	Total Graduated	897	1,004	955	855	791	685				
	Percent Graduated	76.6%	77.5%	78.1%	80.9%	81.3%	82.7%				
	Number Retained	4,868	4,909	5,052	4,842	5,172	5,202				
	Percent Retained	82.0%	82.3%	82.2%	84.2%	84.8%	85.6%				
<i>Adjusted Cohort (retention/graduation percentages below this point are based on adjusted cohort)</i>											
	<i>Original Cohort</i>	5,936	5,963	6,149	5,749	6,096					
	<i>Allowable Exclusions*</i>	11	6	3	2	2					
	<i>Adjusted Cohort</i>	5,925	5,957	6,146	5,747	6,094					
6 th	Number Re-Enrolled	254	226	205	175	170					
	Total Graduated	159	145	124	114	104					
	Percent Graduated	79.4%	80.1%	80.1%	82.9%	83.1%					
	Number Retained	4,801	4,850	5,007	4,824	5,129					
	Percent Retained	81.0%	81.4%	81.5%	83.9%	84.2%					
7 th	Number Re-Enrolled	71	78	82	55						
	Total Graduated	45	40	46	30						
	Percent Graduated	80.2%	80.7%	80.9%	83.4%						
	Number Retained	4,777	4,847	5,008	4,818						
	Percent Retained	80.6%	81.4%	81.5%	83.8%						
8 th	Number Re-Enrolled	39	31	38							
	Total Graduated	22	14	18							
	Percent Graduated	80.6%	81.0%	81.2%							
	Number Retained	4,790	4,840	5,010							
	Percent Retained	80.8%	81.2%	81.5%							

* Allowable exclusions for FTIC students include those who left to serve in the military, church missions, foreign aid service of the federal government (e.g., Peace Corps), or any members of the original cohort who are deceased or permanently disabled.

Note: The fall cohort consists of full-time, FTIC students from the fall semester and the previous summer who continue into the fall. Students are followed through the end of summer so that each year begins with fall and ends with summer semester. The number re-enrolled is the number of students from the original fall cohort that were enrolled in the fall, spring or summer semester of the year indicated. The percent graduated is cumulative. Retention includes the number who re-enrolled plus the graduates of previous years.

Retention & Graduation Rates for Full-Time FTICs



Note: The fall cohort consists of full-time, FTIC students from the fall semester and the previous summer who continue into the fall.

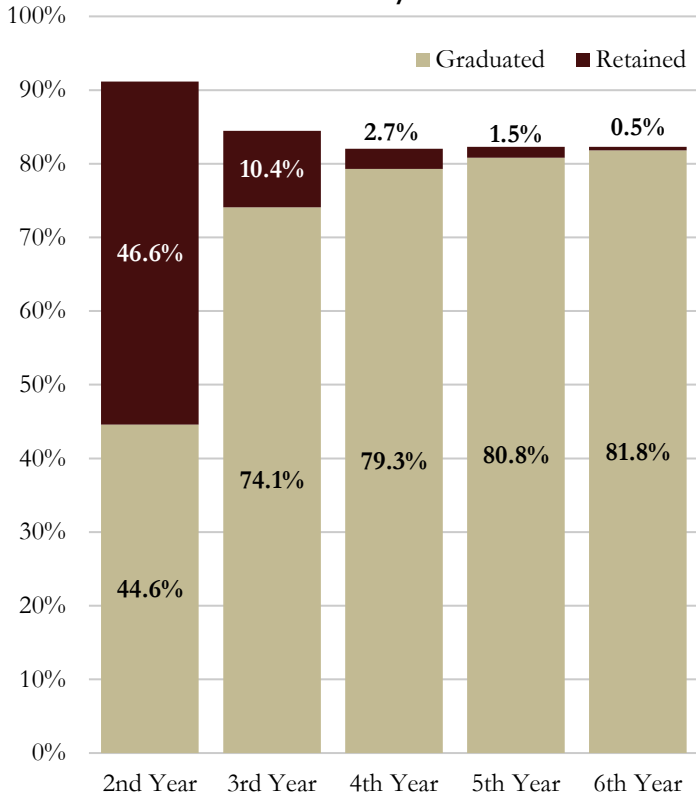
Retention & Graduation Rates for Full-Time Transfers

<u>Year</u>		<u>2009</u>	<u>2010</u>	<u>2011</u>	<u>2012</u>	<u>2013</u>	<u>2014</u>	<u>2015</u>	<u>2016</u>	<u>2017</u>	<u>2018</u>
1 st	Number Enrolled	1,656	1,570	1,557	1,378	1,484	1,408	1,308	1,384	1,252	1,128
	Total Graduated	26	26	17	18	12	10	10	9	12	9
	Percent Graduated	1.6%	1.7%	1.1%	1.3%	0.8%	0.7%	0.8%	0.7%	1.0%	0.8%
2 nd	Number Re-Enrolled	1,478	1,405	1,369	1,222	1,312	1,262	1,168	1,251	1,137	
	Total Graduated	775	674	651	595	645	675	645	730	689	
	Percent Graduated	48.4%	44.6%	42.9%	44.5%	44.3%	48.7%	50.1%	53.4%	56.0%	
	Number Retained	1,504	1,431	1,386	1,240	1,324	1,272	1,178	1,260	1,149	
	Percent Retained	90.8%	91.1%	89.0%	90.0%	89.2%	90.3%	90.1%	91.0%	91.8%	
3 rd	Number Re-Enrolled	633	626	621	559	583	511	469	459		
	Total Graduated	473	463	456	398	426	386	379	345		
	Percent Graduated	76.9%	74.1%	72.2%	73.4%	73.0%	76.1%	79.1%	78.3%		
	Number Retained	1,434	1,326	1,289	1,172	1,240	1,196	1,124	1,198		
	Percent Retained	86.6%	84.5%	82.8%	85.1%	83.6%	84.9%	85.9%	86.6%		
4 th	Number Re-Enrolled	141	125	139	129	132	95	64			
	Total Graduated	91	82	86	76	90	64	47			
	Percent Graduated	82.4%	79.3%	77.7%	78.9%	79.0%	80.6%	82.6%			
	Number Retained	1,415	1,288	1,263	1,140	1,215	1,166	1,098			
	Percent Retained	85.4%	82.0%	81.1%	82.7%	81.9%	82.8%	83.9%			
5 th	Number Re-Enrolled	42	47	40	45	38	26				
	Total Graduated	20	24	21	24	18	17				
	Percent Graduated	83.6%	80.8%	79.1%	80.6%	80.3%	81.8%				
	Number Retained	1,407	1,292	1,250	1,132	1,211	1,161				
	Percent Retained	85.0%	82.3%	80.3%	82.1%	81.6%	82.5%				
6 th	Number Re-Enrolled	25	23	27	20	14					
	Total Graduated	13	15	12	8	11					
	Percent Graduated	84.4%	81.8%	79.8%	81.2%	81.0%					
	Number Retained	1,410	1,292	1,258	1,131	1,205					
	Percent Retained	85.1%	82.3%	80.8%	82.1%	81.2%					
7 th	Number Re-Enrolled	9	9	13	15						
	Total Graduated	6	6	9	8						
	Percent Graduated	84.8%	82.2%	80.4%	81.8%						
	Number Retained	1,407	1,293	1,256	1,134						
	Percent Retained	85.0%	82.4%	80.7%	82.3%						
8 th	Number Re-Enrolled	3	3	9							
	Total Graduated	2	1	4							
	Percent Graduated	84.9%	82.2%	80.7%							
	Number Retained	1,407	1,293	1,261							
	Percent Retained	85.0%	82.4%	81.0%							
9 th	Number Re-Enrolled	1	3								
	Total Graduated	0	2								
	Percent Graduated	84.9%	82.4%								
	Number Retained	1,407	1,294								
	Percent Retained	85.0%	82.4%								

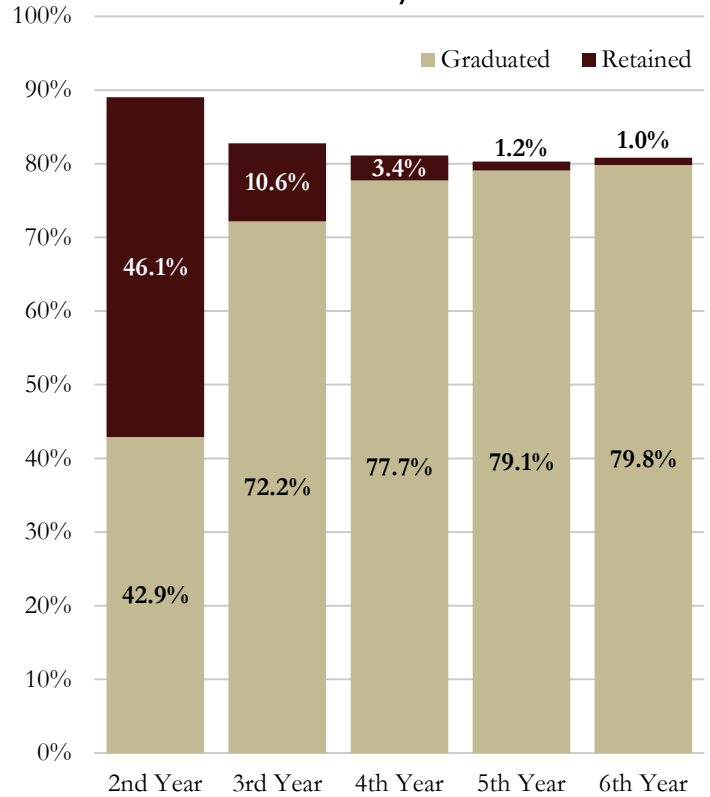
Note: The fall cohort consists of full-time, AA transfers from the fall semester and the previous summer who continue into the fall. Students are followed through the end of summer so that each year begins with fall and ends with summer semester. The number re-enrolled is the number of students from the original fall cohort that were enrolled in the fall, spring or summer semester of the year indicated. The percent graduated is cumulative. Retention includes the number who re-enrolled plus the graduates of previous years.

Retention & Graduation Rates for Full-Time Transfers

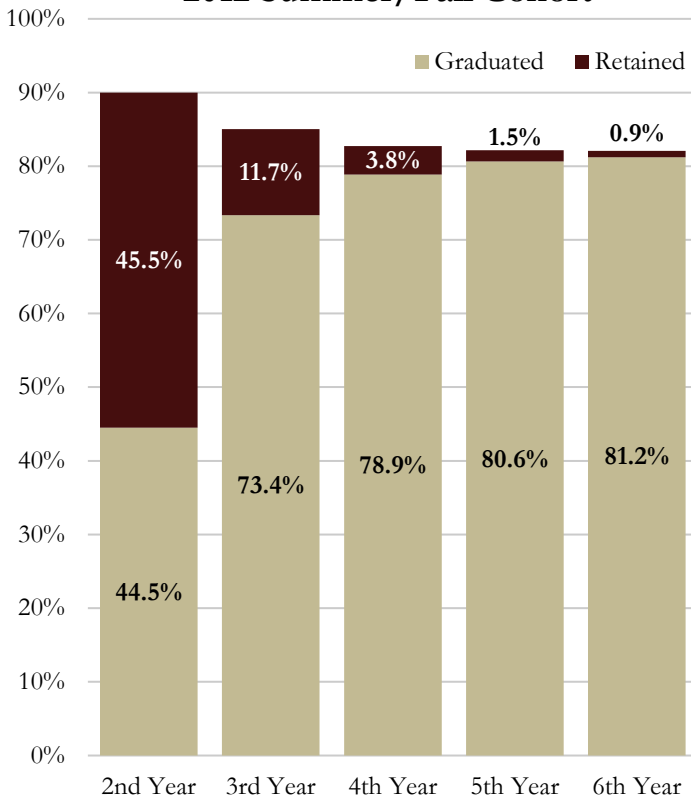
2010 Summer/Fall Cohort



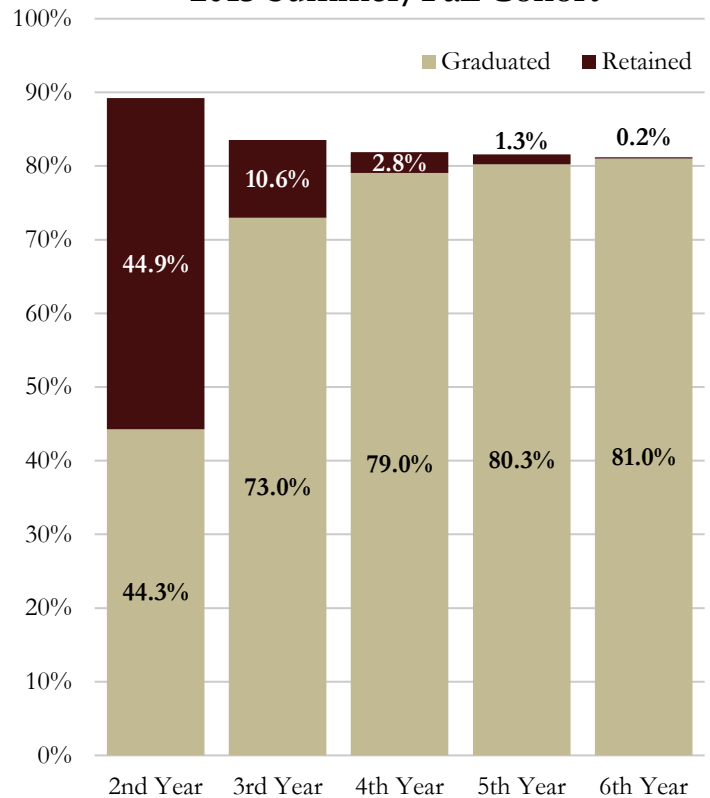
2011 Summer/Fall Cohort



2012 Summer/Fall Cohort



2013 Summer/Fall Cohort



Note: The fall cohort consists of AA transfers from the fall semester and the previous summer who continue into the fall.

Total Student Credit Hours by Course Level & Class Level, Fall 2019

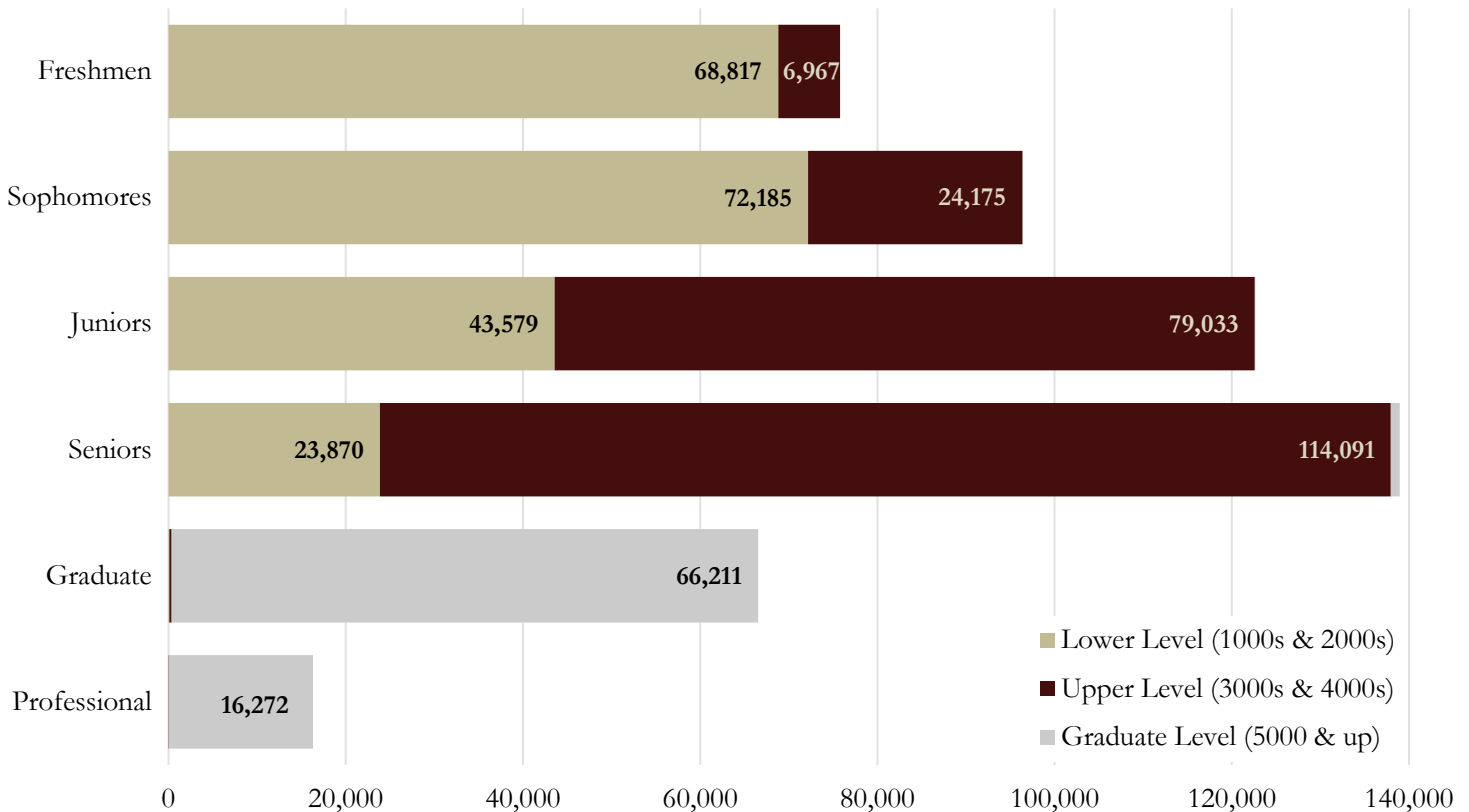
All Student Credit Hours Produced, Fundable and Non-Fundable

Class of Student	Headcount	Level of Course						Thesis/ Diss	Total
		1000	2000	3000	4000	5000	6000+		
Freshman	5,459	28,827	39,990	5,994	973	0	0	0	75,784
Sophomore	7,102	20,522	51,663	20,002	4,173	0	0	0	96,360
Junior	9,314	10,543	33,036	54,203	24,830	45	0	0	122,657
Senior	11,125	6,148	17,722	50,472	63,619	982	28	0	138,971
Graduate – Masters	4,778	62	15	40	218	34,235	4,614	725	39,909
Graduate – Specialists	105	0	0	0	3	973	111	2	1,089
Graduate – Doctoral	2,751	4	0	0	1	11,143	5,476	8,932	25,556
Graduate – J.D.	600	38	0	3	3	3,089	5,170	0	8,303
Graduate – M.D.	480	0	0	0	0	0	8,013	0	8,013
Special – High School	52	60	154	84	7	0	0	0	305
Special – Post HS	610	1,345	1,952	1,848	831	18	37	0	6,031
Special – Post Bacc	500	78	285	219	219	1,748	48	0	2,571
Total	42,876	67,627	144,817	132,865	94,851	52,233	23,497	9,659	525,549

Source: Fall Preliminary Student Instruction File (SIFP)

Fall 2019 Student Credit Hours Produced

Fundable and Non-Fundable Hours



Note: Professional students include those seeking Medical Doctorates and Juris Doctorates.

Total Student Credit Hours by Department, Fall 2019

	<u>Lower</u>	<u>Upper</u>	<u>Grad I</u>	<u>Grad II</u>	<u>Total</u>
AP - College of Applied Studies	879	5,842	1,238	3	7,962
<i>Percent of University Student Credit Hours</i>	<i>0.4%</i>	<i>2.6%</i>	<i>2.9%</i>	<i>0.0%</i>	<i>1.5%</i>
APCOMM - Professional Communication	696	956	54	3	1,709
APNRS - Nurse Anesthesia	0	0	916	0	916
APPSS - Public Safety and Security	0	4,005	268	0	4,273
APREC - Recreation and Leisure Studies	183	881	0	0	1,064
AS - College of Arts and Sciences	143,574	70,288	4,748	13,584	232,194
<i>Percent of University Student Credit Hours</i>	<i>67.8%</i>	<i>30.9%</i>	<i>11.2%</i>	<i>38.9%</i>	<i>45.0%</i>
ASANT - Anthropology	2,943	1,144	206	15	4,308
ASARO - Aerospace Studies	104	183	0	0	287
ASBIO - Biological Sciences	14,281	6,548	285	1,151	22,265
ASCHM - Chemistry and Biochemistry	12,376	2,593	24	1,940	16,933
<i>Classical Languages, Literature, & Civilization Subtotal:</i>	<i>4,483</i>	<i>4,395</i>	<i>230</i>	<i>212</i>	<i>9,320</i>
ASCLS - Classics	4,047	4,371	182	176	8,776
ASCLSGK - Greek	48	6	27	21	102
ASCLSLT - Latin	388	18	21	15	442
ASCMS - Scientific Computing	180	473	79	305	1,037
ASCOP - Computer Science	6,087	9,135	522	709	16,453
ASENG - English	16,009	7,926	374	1,056	25,365
ASEOS - Earth, Ocean & Atmospheric Science	6,415	1,541	644	605	9,205
ASHIS - History	5,298	4,257	267	530	10,352
ASHPS - History & Philosophy of Science	0	282	0	0	282
ASHUM_INT - Humanities	4,178	915	56	7	5,156
ASMIL - Military Science	100	255	0	0	355
<i>Modern Languages Subtotal:</i>	<i>12,826</i>	<i>3,914</i>	<i>476</i>	<i>452</i>	<i>17,668</i>
ASMLL - Modern Languages, general	57	315	216	98	686
ASMLLARA - Arabic	352	141	3	0	496
ASMLLCHI - Chinese	488	240	6	3	737
ASMLLFRE - French	1,680	606	48	138	2,472
ASMLLGER - German	688	216	41	24	969
ASMLLHBR - Hebrew	112	0	0	0	112
ASMLLITL - Italian	1,207	507	48	0	1,762
ASMLLJPN - Japanese	588	221	30	6	845
ASMLLPOR - Portuguese	0	45	3	6	54
ASMLLRUS - Russian	429	399	24	3	855
ASMLLSLA - Slavic	0	180	9	0	189
ASMLLSPN - Spanish	7,225	1,044	48	174	8,491
ASMOB_INT - Molecular Biophysics	0	54	6	157	217
ASMTH - Mathematics	22,270	2,072	210	950	25,502
ASPHI - Philosophy	6,816	1,815	192	477	9,300
ASPHY - Physics	8,564	848	129	1,603	11,144
ASPSY - Psychology	7,308	16,460	326	1,633	25,727
ASREL - Religion	4,819	3,907	117	484	9,327
ASTIC - Statistics	8,517	1,571	605	1,298	11,991
BU - College of Business	10,074	40,267	4,938	385	55,664
<i>Percent of University Student Credit Hours</i>	<i>4.8%</i>	<i>17.7%</i>	<i>11.6%</i>	<i>1.1%</i>	<i>10.8%</i>
BUACC - Accounting	4,647	3,576	1,161	57	9,441
BUBAISS - Business Analytics, Info. Systems & Supply Chain	2,055	4,593	1,296	33	7,977
BUFIN - Finance	0	8,445	972	89	9,506
BUMAN - Management	420	8,830	348	174	9,772
BUMIS - Management Information Systems	0	0	54	0	54
BUMRK - Marketing	0	8,751	174	32	8,957
BURIR - Risk Mgmt/Ins, Real Estate & Legal Studies	2,952	6,072	933	0	9,957

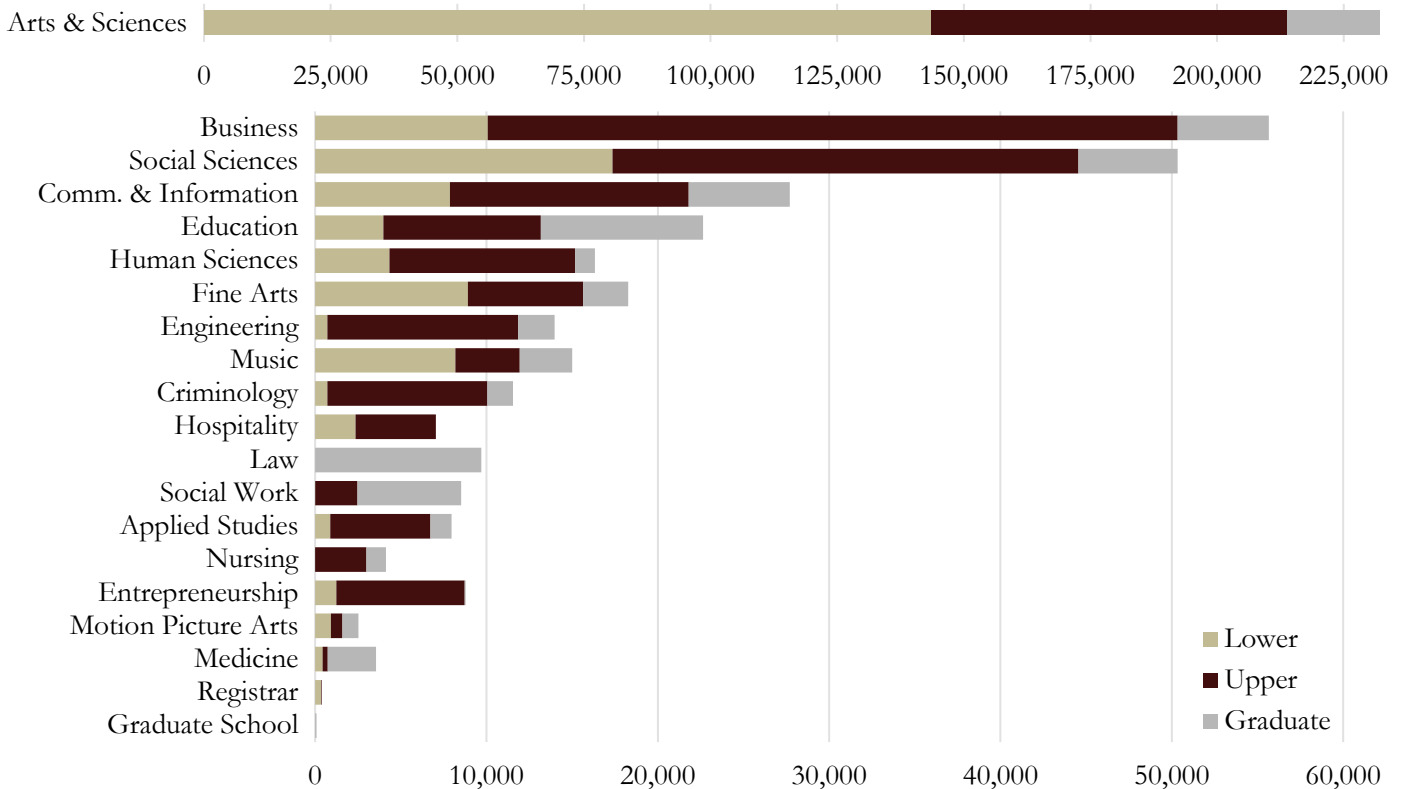
Total Student Credit Hours by Department, Fall 2019

	<u>Lower</u>	<u>Upper</u>	<u>Grad I</u>	<u>Grad II</u>	<u>Total</u>
CI - College of Communication and Information	7,862	13,940	5,397	505	27,704
<i>Percent of University Student Credit Hours</i>	<i>3.7%</i>	<i>6.1%</i>	<i>12.7%</i>	<i>1.4%</i>	<i>5.4%</i>
CICOM - Communication	5,307	9,182	1,121	187	15,797
CICSI - Communication Disorders	1,010	1,600	1,951	48	4,609
CILIS - Information	1,545	3,158	2,325	270	7,298
CR - College of Criminology and Criminal Justice	714	9,332	996	515	11,557
<i>Percent of University Student Credit Hours</i>	<i>0.3%</i>	<i>4.1%</i>	<i>2.3%</i>	<i>1.5%</i>	<i>2.2%</i>
ED - College of Education	3,979	9,190	5,134	4,332	22,635
<i>Percent of University Student Credit Hours</i>	<i>1.9%</i>	<i>4.0%</i>	<i>12.1%</i>	<i>12.4%</i>	<i>4.4%</i>
EDLPS - Educational Leadership & Policy Studies	1,356	650	855	1,064	3,925
EDPLS - Educational Psychology & Learning Systems	770	1,701	1,216	2,499	6,186
EDSPM - Sport Mgmt. Recreational Mgmt.& Physical Ed.	998	3,558	1,187	171	5,914
EDTED - Teacher Education	855	3,281	1,876	598	6,610
EG - College of Engineering	713	11,128	768	1,362	13,971
<i>Percent of University Student Credit Hours</i>	<i>0.3%</i>	<i>4.9%</i>	<i>1.8%</i>	<i>3.9%</i>	<i>2.7%</i>
EGCBE - Chemical and Biomedical Engineering	0	2,031	95	186	2,312
EGCEE - Civil and Environmental Engineering	216	2,307	85	238	2,846
EGECE - Electrical and Computer Engineering	313	2,286	122	373	3,094
EGIND - Industrial and Manufacturing Engineering	184	1,197	225	163	1,769
EGMCH - Mechanical Engineering	0	3,307	241	402	3,950
ET - College of Entrepreneurship	1,237	7,493	60	0	8,790
<i>Percent of University Student Credit Hours</i>	<i>0.6%</i>	<i>3.3%</i>	<i>0.1%</i>	<i>0.0%</i>	<i>1.7%</i>
ET - Jim Moran Entrepreneurship	1,075	5,296	18	0	6,389
ETRMP - Retail Entrepreneurship	162	2,197	42	0	2,401
VA - College of Fine Arts	8,906	6,734	2,147	491	18,278
<i>Percent of University Student Credit Hours</i>	<i>4.2%</i>	<i>3.0%</i>	<i>5.1%</i>	<i>1.4%</i>	<i>3.5%</i>
VAAED - Art Education	0	294	554	177	1,025
VAAHS - Art History	4,566	684	180	222	5,652
VAART – Art	1,451	1,635	231	6	3,323
VADAN – Dance	722	829	269	12	1,832
VAIND - Interior Design	462	1,226	151	0	1,839
VATHE - School of Theatre	1,705	2,066	762	74	4,607
GR - The Graduate School	0	0	0	78	78
<i>Percent of University Student Credit Hours</i>	<i>0.0%</i>	<i>0.0%</i>	<i>0.0%</i>	<i>0.2%</i>	<i>0.0%</i>
HP - School of Hospitality	2,352	4,700	0	0	7,052
<i>Percent of University Student Credit Hours</i>	<i>1.1%</i>	<i>2.1%</i>	<i>0.0%</i>	<i>0.0%</i>	<i>1.4%</i>
HS - College of Human Sciences	4,348	10,820	574	588	16,330
<i>Percent of University Student Credit Hours</i>	<i>2.1%</i>	<i>4.8%</i>	<i>1.4%</i>	<i>1.7%</i>	<i>3.2%</i>
HSFCS - Family and Child Sciences	2,610	6,241	12	330	9,193
HSNES - Nutrition, Food & Exercise Science	1,738	4,579	562	258	7,137
LW - College of Law	0	0	1,502	8,205	9,707
<i>Percent of University Student Credit Hours</i>	<i>0.0%</i>	<i>0.0%</i>	<i>3.5%</i>	<i>23.5%</i>	<i>1.9%</i>
MD - College of Medicine (non-M.D.)	439	302	2,410	400	3,551
<i>Percent of University Student Credit Hours</i>	<i>0.2%</i>	<i>0.1%</i>	<i>5.7%</i>	<i>1.1%</i>	<i>0.7%</i>
MD - College of Medicine	0	38	99	0	137
MDHSI - Health Sciences Interdisciplinary	334	264	14	400	1,012
MDPHYAST - Physician Assistant	105	0	2,297	0	2,402
MP - College of Motion Picture Arts	913	687	929	0	2,529
<i>Percent of University Student Credit Hours</i>	<i>0.4%</i>	<i>0.3%</i>	<i>2.2%</i>	<i>0.0%</i>	<i>0.5%</i>
MU - College of Music	8,189	3,756	1,470	1,589	15,004
<i>Percent of University Student Credit Hours</i>	<i>3.9%</i>	<i>1.7%</i>	<i>3.5%</i>	<i>4.6%</i>	<i>2.9%</i>
NR - College of Nursing	0	3,002	378	746	4,126
<i>Percent of University Student Credit Hours</i>	<i>0.0%</i>	<i>1.3%</i>	<i>0.9%</i>	<i>2.1%</i>	<i>0.8%</i>

Total Student Credit Hours by Department, Fall 2019

	<u>Lower</u>	<u>Upper</u>	<u>Grad I</u>	<u>Grad II</u>	<u>Total</u>
SW - College of Social Work	11	2,459	5,843	202	8,515
<i>Percent of University Student Credit Hours</i>	<i>0.0%</i>	<i>1.1%</i>	<i>13.8%</i>	<i>0.6%</i>	<i>1.6%</i>
SS - College of Social Sciences and Public Policy	17,354	27,199	3,883	1,910	50,346
<i>Percent of University Student Credit Hours</i>	<i>8.2%</i>	<i>12.0%</i>	<i>9.2%</i>	<i>5.5%</i>	<i>9.7%</i>
SSAFA_INT - African American Studies	81	228	0	0	309
SSAST_INT - Asian Studies	0	3	3	0	6
SSDMG_INT - Demography	0	0	0	0	0
SSECO - Economics	8,142	5,079	333	503	14,057
SSGEO - Geography	2,550	2,207	254	229	5,240
SSHPR - Health Policy Research	0	417	159	3	579
SSIAF_INT - International Affairs	718	1,000	212	0	1,930
SSISS_INT - Interdisciplinary Social Science	226	765	84	3	1,078
SSLTS_INT - Latin-American/Caribbean Studies	0	3	0	0	3
SSPAD - School of Public Administration & Policy	0	5,745	1,333	306	7,384
SSPOS - Political Science	3,045	6,007	537	317	9,906
SSREE_INT - Russian/East European Studies	0	0	2	0	2
SSSOC - Sociology	2,352	5,127	138	420	8,037
SSURP - Urban & Regional Planning	240	618	828	129	1,815
RG – Registrar’s Office	334	52	0	0	386
<i>Percent of University Student Credit Hours</i>	<i>0.2%</i>	<i>0.0%</i>	<i>0.0%</i>	<i>0.0%</i>	<i>0.1%</i>
UNIVERSITY TOTALS	211,878	227,191	42,415	34,895	516,379
				Grad III	Total
MD - College of Medicine (M.D. Instruction)				8,003	8,003

Total Student Credit Hours, Fall 2019



Source: Fall Final Student Instruction File, All Campus

Online Resource: The student credit hour and FTE reports can be accessed online at <http://ir.fsu.edu/sch.aspx>

Student Credit Hours and Headcount by Level/Semester

Total Student Credit Hours						Headcount Enrollments			
2014-15	Summer	Fall	Spring	Total	Annual FTE	2014-15	Summer	Fall	Spring
Lower	55,135	196,092	179,228	430,455	14,348.5	Lower	4,591	12,024	10,224
Upper	67,276	223,967	225,056	516,299	17,210.0	Upper	12,670	20,559	21,025
Grad I	19,700	35,917	34,173	89,790	3,741.3	Graduate	5,347	7,967	7,559
Grad II	<u>17,738</u>	<u>34,887</u>	<u>33,679</u>	<u>86,304</u>	<u>3,596.0</u>	Unclassified	<u>1,068</u>	<u>1,187</u>	<u>1,093</u>
Total	159,849	490,863	472,136	1,122,848	38,895.7	Total	23,676	41,737	39,901
<i>Grad III</i>	4,477	7,638	8,968	21,083	483*				
2015-16	Summer	Fall	Spring	Total	Annual FTE	2015-16	Summer	Fall	Spring
Lower	59,149	198,586	184,714	442,449	14,748.3	Lower	5,107	12,441	10,157
Upper	66,639	219,906	218,771	505,316	16,843.9	Upper	12,806	19,967	20,925
Grad I	19,028	35,299	35,149	89,476	3,728.2	Graduate	5,174	7,814	7,606
Grad II	<u>17,975</u>	<u>34,491</u>	<u>33,643</u>	<u>86,109</u>	<u>3,587.9</u>	Unclassified	<u>1,076</u>	<u>1,205</u>	<u>1,114</u>
Total	162,791	488,282	472,277	1,123,350	38,908.2	Total	24,163	41,427	39,802
<i>Grad III</i>	4,550	8,006	9,634	22,190	475*				
2016-17	Summer	Fall	Spring	Total	Annual FTE	2016-17	Summer	Fall	Spring
Lower	59,250	205,624	183,304	448,178	14,939.3	Lower	5,160	12,454	10,042
Upper	67,406	222,493	227,766	517,665	17,255.5	Upper	12,969	20,174	21,372
Grad I	20,372	36,463	34,815	91,650	3,818.8	Graduate	5,272	7,926	7,582
Grad II	<u>18,082</u>	<u>34,898</u>	<u>32,841</u>	<u>85,821</u>	<u>3,575.9</u>	Unclassified	<u>1,064</u>	<u>1,270</u>	<u>1,158</u>
Total	165,110	499,478	478,726	1,143,314	39,589.4	Total	24,465	41,824	40,154
<i>Grad III</i>	4,288	8,183	9,514	21,985	475*				
2017-18	Summer	Fall	Spring	Total	Annual FTE	2017-18	Summer	Fall	Spring
Lower	56,987	204,932	183,741	445,660	14,855.3	Lower	4,962	12,563	10,073
Upper	67,297	227,670	231,435	526,402	17,546.7	Upper	12,921	20,155	21,300
Grad I	20,339	35,743	34,657	90,739	3,780.8	Graduate	5,323	7,849	7,548
Grad II	<u>16,494</u>	<u>33,845</u>	<u>32,716</u>	<u>83,055</u>	<u>3,460.6</u>	Unclassified	<u>1,072</u>	<u>1,233</u>	<u>1,126</u>
Total	161,117	502,190	482,549	1,145,856	39,643.5	Total	24,278	41,800	40,047
<i>Grad III</i>	4,999	7,645	8,712	21,356	470*				
2018-19	Summer	Fall	Spring	Total	Annual FTE	2018-19	Summer	Fall	Spring
Lower	56,390	203,709	178,478	438,577	14,619.2	Lower	5,043	12,057	9,500
Upper	69,825	226,289	232,852	528,966	18,962.7	Upper	13,156	20,365	21,772
Grad I	21,399	33,961	39,946	95,306	4,958.5	Graduate	5,291	7,926	7,724
Grad II	<u>16,575</u>	<u>37,784</u>	<u>33,177</u>	<u>87,536</u>	<u>2,534.8</u>	Unclassified	<u>1,040</u>	<u>1,236</u>	<u>1,138</u>
Total	164,189	501,743	484,453	1,150,385	41,075.3	Total	24,530	41,584	40,134
<i>Grad III</i>	4,905	8,245	8,500	21,650	476*				
2019-20	Summer	Fall	Spring	Total	Annual FTE	2019-20	Summer	Fall	Spring
Lower	61,950	211,878	187,186	461,014	15,367.1	Lower	5,356	12,399	9,930
Upper	67,733	227,191	232,814	527,738	17,591.3	Upper	13,112	20,510	21,855
Grad I	24,000	42,415	41,544	107,959	3,849.4	Graduate	5,492	8,224	7,976
Grad II	<u>17,076</u>	<u>34,895</u>	<u>33,841</u>	<u>85,812</u>	<u>4,224.4</u>	Unclassified	<u>967</u>	<u>1,165</u>	<u>1,049</u>
Total	170,759	516,379	495,385	1,182,523	41,032.2	Total	24,927	42,298	40,810
<i>Grad III</i>	4,957	8,003	8,628	21,588	480*				

* *Grad III (Medical) Annual FTE is the fall Medical Doctorate headcount.*

Note: The Florida Board of Governors (BOG) changed its FTE standard and that is represented beginning with the 2016-17 FSU Fact Book, and calculated retroactively on this page. The new FTE, which is a national standard, is calculated by dividing the total annual undergraduate hours by 30 and the total annual graduate hours by 24.

Source: Final Student Instruction Files (SIF) except Spring 2020 (SIF-Preliminary).

Annual Full-Time Equivalent Enrollment (National Standard FTE)

	<u>2013-14</u>	<u>2014-15</u>	<u>2015-16</u>	<u>2016-17</u>	<u>2017-18</u>	<u>2018-19</u>
College of Applied Studies Total	208.0	201.5	243.6	365.6	441.0	551.4
Lower	2.0	2.0	2.0	2.0	15.7	50.0
Upper	177.2	256.5	177.2	256.5	321.2	398.2
Graduate	64.4	107.1	64.4	107.1	104.1	103.2
Nursing (AP)			55.5	86.5	86.3	88.8
Graduate			55.5	86.5	86.3	88.8
Public Safety	131.6	126.8	110.6	128.5	176.4	241.6
Upper	131.2	125.7	105.2	120.5	168.4	234.1
Graduate	0.4	1.1	5.3	8.0	8.0	7.5
Communication (AP)		3.3	2.7	86.3	114.8	152.5
Lower		0.0	0.0	2.0	15.7	45.7
Upper		3.3	2.7	76.3	90.3	99.9
Graduate		0.0	0.0	8.0	8.8	6.8
Recreation & Leisure Studies	75.2	71.4	66.5	64.3	63.5	68.6
Lower	0.0	0.0	0.0	0.0	0.0	4.3
Upper	67.9	63.0	59.7	59.7	62.5	64.2
Graduate	3.5	3.5	4.6	4.6	1.0	0.0
College of Arts and Sciences Total	16,860.4	17,094.0	17,122.3	17,122.3	17,143.2	16,828.6
Lower	9,422.5	9,556.4	9,922.7	10,174.1	9,810.9	9,509.4
Upper	5,484.2	5,598.2	5,262.1	5,399.3	5,403.5	5,417.2
Graduate	1,953.7	1,939.4	1,937.5	1,945.3	1,928.8	1,902.0
Arts & Sciences, Interdisciplinary	222.5	298.7	328.0	348.7	43.5	0.0
Lower	199.6	272.2	311.1	313.6	43.5	0.0
Upper	22.9	26.5	16.9	35.1	0.0	0.0
Anthropology	244.1	276.6	213.9	239.3	254.1	281.4
Lower	163.1	184.3	141	152.1	156.2	176.4
Upper	81.0	92.3	72.9	78.1	79.6	84.8
Graduate	0.0	0.0	0.0	9.1	18.3	20.3
Biological Science	1,484.7	1,542.7	1,600.1	1,638.2	1,607.5	1,568.5
Lower	823.0	854.9	906.8	934.2	919.7	895.8
Upper	501.7	533.9	547.9	551.3	540.6	510.9
Graduate	160.0	153.9	145.4	152.7	147.2	161.8
Chemistry and Biochemistry	1,255.9	1,261.1	1,312.2	1,354.6	1,393.2	1,368.1
Lower	872.5	864.1	902.8	952.4	955.8	913.1
Upper	189.5	196.4	208.3	195.4	226.3	237.1
Graduate	193.9	200.6	201.1	206.8	211.1	217.9
<i>Classics Subtotal</i>	535.0	513.7	509.0	588.4	618.2	592.1
Lower	140.1	164.5	211.8	252.7	239.6	246.2
Upper	338.7	293.5	239.0	284.2	328.5	301.5
Graduate	56.2	55.7	58.2	51.2	50.1	44.5
Classics	474.4	467.5	470.0	545.8	575.4	556.5
Lower	94.9	131.8	185.2	221.9	207.5	222.9
Upper	334.5	289.5	237.1	282.5	326.7	298.3
Graduate	45.0	46.2	47.7	41.4	41.2	35.4
Greek	13.4	9.6	7.6	7.8	8.2	9.4
Lower	6.7	3.1	2.7	2.5	2.9	3.7
Upper	1.2	1.4	0.5	0.5	0.4	0.7
Graduate	5.5	5.1	4.4	4.8	4.9	5.0
Latin	47.2	36.6	31.4	34.8	34.6	26.1
Lower	38.5	29.6	23.9	28.3	29.2	19.6
Upper	3.0	2.6	1.4	1.2	1.4	2.5
Graduate	5.7	4.4	6.1	5.3	4.0	4.0
English	1,910.0	1,862.1	2,013.8	2,092.1	1,997.5	1,872.4
Lower	940.9	922.3	1,144.6	1,158.1	1,103.2	1,065.9
Upper	790.6	778.5	706.6	765.7	737.7	651.7
Graduate	178.5	161.3	162.6	168.3	156.6	154.9

Annual Full-Time Equivalent Enrollment (National Standard FTE)

	<u>2013-14</u>	<u>2014-15</u>	<u>2015-16</u>	<u>2016-17</u>	<u>2017-18</u>	<u>2018-19</u>
<i>College of Arts and Sciences (continued)</i>						
Computer Science	975.9	1,123.9	1,078.9	1,086.1	1,170.6	1,180.9
Lower	434.5	500.1	425.6	390.4	409.8	403.6
Upper	392.9	472.0	500.2	542.4	598.5	634.4
Graduate	148.5	151.8	153.1	153.3	162.3	143.0
Earth, Ocean & Atmospheric Sci.	726.6	644.7	588.2	654.0	694.8	687.2
Lower	422.2	356.0	330.6	396.9	451.7	423.9
Upper	146.7	151.1	124.1	137.3	131.2	131.8
Graduate	157.7	137.6	133.5	119.8	111.9	131.5
History	1,018.6	995.9	927.4	860.6	799.0	749.5
Lower	516.8	464.6	446.6	457.1	373.9	363.5
Upper	397.1	445.9	403.6	329.5	346.9	311.0
Graduate	104.7	85.4	77.2	74	78.2	75.0
Humanities	371.5	322.5	349.9	320.5	296.4	303.1
Lower	128.4	110.9	166.3	157.2	194	208.4
Upper	233.4	202.0	177.4	155.8	98.3	90.2
Graduate	9.7	9.6	6.2	7.5	4.1	4.5
Mathematics	1,249.1	1,770.6	1,755.7	1,729.4	1,713.6	1,672.8
Lower	1,457.5	1,456.2	1,441.0	1,412.5	1,419.0	1,385.0
Upper	187.6	183.1	174.0	189.5	183.5	184.1
Graduate	128.5	131.3	140.7	127.4	111.0	103.7
Modern Languages Subtotal:	1,073.6	1,090.0	1,527.1	1,461.0	1,425.7	1,417.6
Lower	1,104.0	1,053.6	1,032.9	1,029.3	1,007.8	1,007.3
Upper	372.9	382.1	357.6	336.8	319.4	319.1
Graduate	91.3	91.4	89.7	94.9	98.5	91.3
Arabic	36.7	30.9	32.6	36.9	28.8	33.8
Lower	30.2	22.0	24.0	31.6	25.6	20.0
Upper	5.2	7.5	6.9	4.3	9.0	12.6
Graduate	1.3	1.4	1.7	1	1.2	1.1
Chinese	83.2	60.6	52.2	51.0	48.4	51.0
Lower	40.8	30.5	23.9	23.3	25.6	24.5
Upper	40.6	28.9	26.9	25.6	21.3	24.6
Graduate	1.8	1.2	1.4	2.1	1.5	1.9
French	238.3	242.9	234.2	234.8	233.2	207.1
Lower	173.5	166.9	164.7	165	154.9	140.0
Upper	47.5	61.3	50.3	52.8	57	48.3
Graduate	17.3	14.7	19.2	17	21.3	18.8
German	108.3	99.9	97.1	91.9	82.1	74.9
Lower	74.4	66.9	66.9	59.1	56.5	49.5
Upper	24.5	22.6	19.8	25.6	18.2	18.3
Graduate	9.4	10.4	10.4	7.2	7.4	7.2
Hebrew	9.7	7.6	9.6	4.9	4.0	5.6
Lower	9.7	7.6	9.6	4.9	4.0	5.6
Upper	0.0	0.0	0.0	0.0	0.0	0.0
Italian	168.5	149.5	131.6	126.6	123.1	138.5
Lower	120.5	106.6	92.1	85	86.5	93.7
Upper	40.2	35.7	34.7	37.1	30.7	38.6
Graduate	7.8	7.2	4.8	4.5	5.9	6.1
Japanese	81.2	71.5	73.0	61.9	59.5	63.4
Lower	52.9	45.1	43.5	40.3	36.7	40.8
Upper	27.2	25.0	28.4	21.1	22.0	21.1
Graduate	1.1	1.4	1.1	0.5	0.8	1.5
Modern Languages, general	50.8	38.6	49.1	59.1	44.9	46.8
Lower	0.9	0.0	0.0	1.9	1.9	1.9
Upper	28.8	18.1	29.6	25.3	18.6	22.6
Graduate	21.1	20.5	19.5	31.9	24.4	22.3

Annual Full-Time Equivalent Enrollment (National Standard FTE)

	<u>2013-14</u>	<u>2014-15</u>	<u>2015-16</u>	<u>2016-17</u>	<u>2017-18</u>	<u>2018-19</u>
<i>Modern Languages (continued)</i>						
Portuguese	7.0	14.5	11.6	8.2	7.6	5.5
Lower	2.7	6.7	2.0	0.0	0.0	0.0
Upper	3.6	7.2	8.8	5.9	6.5	4.5
Graduate	0.7	0.6	0.8	2.3	1.1	1.0
Russian	72.7	79.4	65.4	52.9	55.1	67.1
Lower	29.4	28.0	24.3	19.4	21.5	28.6
Upper	39.0	41.2	35.5	29.4	27.1	33.2
Graduate	4.3	10.2	5.6	4.1	6.4	5.3
Slavic	12.8	14.0	16.9	11.8	9.1	4.7
Upper	12.8	13.5	16.6	11.3	8.3	3.9
Graduate	0.0	0.5	0.3	0.5	0.8	0.8
Spanish	699.0	717.7	706.9	721	730.0	719.5
Lower	569.0	573.3	581.9	598.8	601.6	602.7
Upper	103.5	121.1	100.1	98.4	100.7	91.4
Graduate	26.5	23.3	24.9	23.8	27.7	25.4
Philosophy	455.6	490.4	587.7	666.0	635.1	608.1
Lower	263.3	294.4	407.0	488.9	447.3	412.7
Upper	144.7	149.5	129.7	119.5	125.2	131.4
Graduate	47.6	46.5	51.0	57.6	62.6	64.0
Physics	843.5	903.4	893.9	870.6	837.0	828.6
Lower	577.1	628.2	639.7	619.2	596.2	574.7
Upper	75.1	65.4	61.5	57.8	55.0	58.5
Graduate	191.3	209.8	192.7	193.6	185.8	195.4
Psychology	1,906.5	1,918.1	1,845.0	1,847.7	1,920.70	1,972.8
Lower	473.8	479.2	483.7	477.4	517.0	482.1
Upper	1,225.1	1,233.7	1,158.2	1,180.5	1,194.60	1280.9
Graduate	207.6	205.2	203.1	189.8	209.1	209.7
Religion	621.5	648.2	633.9	697.9	665.6	686.2
Lower	307.5	338.0	332.6	344.7	343.5	334.2
Upper	240.9	238.7	232.0	273.4	250.7	290.2
Graduate	73.1	71.5	69.3	79.8	71.4	61.8
Scientific Computing	61.9	61.3	60.9	68.6	68.4	73.1
Lower	0.0	0.0	0.0	4.4	8.8	8.3
Upper	18.8	16.4	13.6	15.2	16.5	23.7
Graduate	43.1	44.9	47.3	49	43.1	41.1
Statistics	783.2	835.8	852.0	907.2	901.6	868.0
Lower	579.9	595.7	584.7	619.4	606.8	594.3
Upper	87.2	100.1	100.7	108.3	112.5	114.9
Graduate	116.1	140.0	166.6	179.5	182.3	158.8
<i>Interdepartmental Programs and Institutes:</i>						
Aerospace Studies	14.3	10.9	12.9	16.4	21.1	17.6
Lower	7.0	5.3	6.3	5.2	8.7	7.2
Upper	7.3	5.6	6.6	11.2	12.4	10.4
Honors	0.0	0.0	0.0	0.7	0.0	0.0
Lower	0.0	0.0	0.0	0.0	0.0	0.0
Upper	0.0	0.0	0.0	0.7	0.0	0.0
Military Science	28.8	26.9	21.1	22.5	23.1	23.9
Lower	11.3	11.9	7.6	8.4	8.4	6.9
Upper	17.5	15.0	13.5	14.1	14.7	17.0
American and Florida Studies	0.0	0.0	0.6	0.0	0.0	0.0
Graduate	0.0	0.0	0.6	0.0	0.0	0.0
Geophysical Fluid Dynamics	11.5	11.8	11.7	5.1	2.7	0.0
Graduate	11.8	11.7	5.1	11.7	2.7	0.0

Annual Full-Time Equivalent Enrollment (National Standard FTE)

	2013-14	2014-15	2015-16	2016-17	2017-18	2018-19
<i>Interdepartmental Programs and Institutes (continued)</i>						
History and Philosophy of Science	13.2	17.4	18.7	18.7	28.9	28.6
Upper	12.6	16.5	17.8	18.2	28.6	28.1
Graduate	0.6	0.9	0.9	0.5	0.3	0.5
Molecular Biophysics	33.8	30.2	27.2	24.5	25.0	27.9
Upper	0.0	0.0	0.0	0.0	2.8	5.6
Graduate	33.8	30.2	27.2	24.5	22.2	22.3
College of Business Total	4,546.0	4,471.9	4,719.4	4,830.5	4,528.4	4,504.4
Lower	912.0	810.9	834.2	720.8	740	755.9
Upper	3,192.2	3,220.1	3,392.0	3,556.6	3,230.40	3,145.5
Graduate	441.8	440.9	493.2	553.1	558.0	603.0
Accounting	8.302	831.8	845.6	874.3	790.9	786.9
Lower	385.3	394.3	393.4	395.5	371.6	369.1
Upper	348.3	347.5	362.6	371	307.3	296.3
Graduate	6936	90.0	89.6	107.8	112	121.5
Business Administration	2.4	0.0	0.0	1.0	1.8	1.1
Upper	2.4	0.0	1.0	0.0	1.8	1.1
Dedman School of Hospitality*	1,044.0	683.5	538.6	287.8		
Lower	448.8	221.1	206.2	102.7		
Upper	595.2	462.4	330.6	177.2		
Graduate	0.0	0.0	1.8	7.9		
<i>*Dedman School of Hospitality separated from the College of Business in 2017-18.</i>						
Entrepreneurship, Strategy & Information Systems**		426.1	308.2	34.9		
Lower		29.0	13.1	1.3		
Upper		328.7	288.2	33.1		
Graduate		68.4	6.9	0.5		
<i>**Entrepreneurship, Strategy & Info. Sys. began as a department in 2014-15. It separated from the College of Business in 2017-18.</i>						
Business Analytics, Info. Systems & Supply Chain					457.2	647.6
Lower					175.7	178.6
Upper					200.5	358.7
Graduate					81	110.3
Finance	727.2	732.5	779.7	856.9	832.8	779.0
Upper	618.6	632.1	672.7	737.5	704.1	642.0
Graduate	108.6	100.4	107.0	119.4	128.7	137.0
Management Information Systems	0.5	0.0	0.0	0.0	4.5	2.4
Upper	0.1	0.0	0.0	0.0	0.0	0.0
Graduate	0.4	0.0	0.0	0.0	4.5	2.4
Management	817.6	577.4	593.4	736.3	853.3	841.6
Lower	13.0	1.8	2.2	2.3	5.7	16.7
Upper	708.8	524.6	538.6	669.1	775.8	738.1
Graduate	95.8	51.0	52.6	64.9	71.8	86.8
Marketing	613.9	673.4	768.5	776.3	722.0	694.1
Upper	511.0	590.6	662.8	680.4	653.6	636.3
Graduate	102.9	82.8	105.7	95.9	68.4	57.8
Risk Mgmt/Ins., Real Estate & Legal Stud.	537.2	667.2	767.5	829.2	831.0	751.7
Lower	64.9	173.6	203.4	207.2	185.7	191.5
Upper	407.8	431.3	496.0	537.6	554.2	473.0
Graduate	64.5	62.3	68.1	84.4	91.1	87.2
College of Communication & Information Total	2,277.6	2,232.6	2,286.3	2,179.0	2,182.80	2,245.0
Lower	468.7	514.7	589.1	573.0	604.6	642.3
Upper	1,168.9	1,114.3	1,153.8	1,072.3	1,021.6	998.7
Graduate	640.0	603.6	543.4	533.7	556.6	604.0
Communication	1,319.1	1,317.6	1,362.7	1,275.8	1,237.8	1,215.4
Lower	360.3	391.5	448.5	462.6	429.6	442.2
Upper	809.0	784.6	784.3	692.3	681.5	647.0
Graduate	149.8	141.5	129.9	120.9	126.7	126.2

Annual Full-Time Equivalent Enrollment (National Standard FTE)

	<u>2013-14</u>	<u>2014-15</u>	<u>2015-16</u>	<u>2016-17</u>	<u>2017-18</u>	<u>2018-19</u>
<i>College of Communication & Information (continued)</i>						
Communication Disorders	424.3	435.3	409.6	399.5	408.9	257.3
Lower	86.7	92.7	91.2	67.8	65.3	37.6
Upper	127.4	120.2	121.6	130.6	126.1	60.1
Graduate	210.2	222.4	196.8	201.1	217.5	159.6
Information	534.2	479.7	514.0	503.7	536.1	600.8
Lower	21.7	30.5	49.4	42.6	109.7	134.5
Upper	232.5	209.5	247.9	249.4	214	227.8
Graduate	280.0	239.7	216.7	211.7	212.4	238.5
College of Criminology & Criminal Justice	1,090.5	1,037.0	1,009.9	988.7	969.2	927.3
Lower	105.4	92.5	62.1	64.9	58.9	55.2
Upper	844.5	783.4	759.5	758.7	756.4	708.8
Graduate	140.6	161.1	188.3	165.1	154.0	163.3
College of Education Total	2,109.3	2,128.4	2,017.3	1,967.3	1,862.2	1,850.4
Lower	275.0	287.6	274.6	307.1	338.2	312.6
Upper	866.3	900.0	809.7	716.6	670.8	683.8
Graduate	968.0	940.8	933.0	943.6	853.2	854.0
Educational Leadership & Policy Studies	310.5	304.8	332.4	359.2	369.7	377.4
Lower	53.3	58.4	74.5	97.5	118.3	108.3
Upper	24.4	19.7	25.5	22.5	19.9	46.3
Graduate	232.8	226.7	232.4	239.2	231.5	222.8
Ed. Psychology and Learning Systems	550.8	583.9	552.9	542.8	515.8	506.0
Lower	47.5	54.9	38.5	40.0	42.0	47.7
Upper	121.1	152.1	138.6	131.1	125.3	120.8
Graduate	382.2	376.9	375.8	371.7	348.5	337.5
School of Teacher Education	776.0	765.4	679.8	599.4	490.6	470.8
Lower	57.5	59.0	57.3	70.0	73.3	75.9
Upper	489.3	481.5	415.3	311.7	243.1	216.2
Graduate	229.2	224.9	207.2	217.7	174.2	178.8
Sport Management	472.0	474.3	452.2	465.9	486.1	496.2
Lower	116.7	115.3	104.3	99.6	104.6	80.6
Upper	231.5	246.7	230.3	251.3	282.5	300.5
Graduate	123.8	112.3	117.6	115.0	99.0	115.1
College of Engineering Total	1,048.9	1,140.7	1,163.4	1,125.5	1,131.0	1,079.7
Lower	43.8	41.8	40.2	39.4	40.9	38.8
Upper	805.1	860.2	875.0	850.5	865.8	830.9
Graduate	200.0	238.7	248.2	235.6	224.3	209.9
Chemical & Biomedical Engineering	142.8	171.4	178.0	188.1	180.7	173.2
Lower	0.0	0.0	2.2	0.0	0.0	0.0
Upper	119.2	141.5	143.3	149.8	147.2	143.4
Graduate	22.5	23.6	29.9	38.3	33.5	29.8
Civil and Environmental Engineering	206.5	212.8	213.0	226.9	234.5	229.1
Lower	19.4	23.8	20.7	19.5	17.3	12.3
Upper	157.2	156.4	176.5	168.2	185.1	187.7
Graduate	29.9	32.6	29.7	25.3	32.1	29.1
Electrical & Computer Engineering	246.6	241.1	253.0	243.5	246.0	247.0
Lower	12.6	6.2	6.3	6.4	13.4	16.9
Upper	181.9	175.8	171.8	182.1	174	177.0
Graduate	52.1	59.1	65.4	64.5	58.6	53.1
Industrial & Manufacturing Engineering	96.3	122.0	133.7	111.7	126.0	117.8
Lower	9.8	9.4	9.5	9.4	10.2	9.6
Upper	56.1	60.7	72.3	67.1	86.7	75.6
Graduate	30.4	51.9	29.9	57.2	29.1	32.6
Mechanical Engineering	356.7	393.4	385.7	355.3	343.8	312.6
Lower	2.0	2.4	2.9	2.7	0.0	0.0
Upper	290.7	325.8	280.1	314.3	272.8	247.3
Graduate	64.0	65.2	235.6	68.7	71.0	65.3

Annual Full-Time Equivalent Enrollment (National Standard FTE)

	<u>2013-14</u>	<u>2014-15</u>	<u>2015-16</u>	<u>2016-17</u>	<u>2017-18</u>	<u>2018-19</u>
College of Entrepreneurship Total					370.7	611.8
Lower					30.2	37.7
Upper					340.0	574.1
Graduate					0.5	0.0
Retail Entrepreneurship						220.5
Lower						14.3
Upper						206.2
Entrepreneurship						391.3
Lower						23.4
Upper						367.9
College of Fine Arts Total	1,238.0	1,175.6	1,242.40	1,242.4	1,440.0	1483.2
Lower	467.8	462.0	505.1	505.1	573.2	620.2
Upper	496.3	442.8	468.4	468.4	600.8	608.7
Graduate	273.9	270.8	268.9	268.9	265.9	254.3
Art	280.3	282.2	313.7	313.7	411.3	392.0
Lower	149.0	148.9	141	141	119.7	117.8
Upper	111.0	106.0	150	150	266.5	251.6
Graduate	20.3	27.3	22.7	22.7	25.1	22.6
Art Education	73.5	71.7	78.6	78.6	80.1	88.3
Upper	0.9	2.7	4.6	4.6	5.6	9.3
Graduate	72.6	69.0	74	74	74.5	79.0
Art History	264.6	227.0	245.6	245.6	339.6	392.2
Lower	70.9	79.3	143.3	143.3	231.5	294.0
Upper	144.3	101.2	57.2	57.2	62.4	61.8
Graduate	49.4	46.5	45.1	45.1	45.7	36.4
Dance	186.0	176.8	144.5	144.5	140.7	145.1
Lower	95.6	90.3	67.1	67.1	58.7	55.8
Upper	68.7	59.8	52.9	52.9	56.3	62.7
Graduate	21.7	26.7	24.5	24.5	25.7	26.6
Interior Design	129.1	129.3	144.6	136.2	135.5	139.6
Lower	30.0	32.6	32.8	30.2	35	34.5
Upper	61.6	67.4	84.2	78.6	80	89.4
Graduate	37.5	29.3	27.6	27.4	20.5	15.6
School of Theatre	304.5	288.6	323.8	323.8	332.8	326.1
Lower	122.3	110.9	123.5	123.5	128.3	118.2
Upper	109.8	105.7	125.1	125.1	130	133.9
Graduate	72.4	72.0	75.2	75.2	74.5	74.0
College of Human Sciences Total	1,914.6	1,773.4	1,693.9	1,667.2	1,451.5	1323.9
Lower	513.8	542	489.9	468.2	389.6	390.3
Upper	1,229.1	1,083	1,073.3	1,063.4	945.1	821.3
Graduate	171.1	148.4	130.7	135.6	116.8	112.3
Family and Child Sciences	665.5	607.7	633.3	687.2	656.7	724.9
Lower	272.6	293.7	254.4	258.1	215.4	233.5
Upper	345.6	278.2	341.1	389.7	407.6	448.3
Graduate	47.3	35.8	37.8	39.4	33.7	43.1
Nutrition, Food, & Exercise Science	872.1	824.6	749.4	667.8	633.1	599.0
Lower	193.0	208.3	187.4	162.4	149.7	156.8
Upper	577.8	521.8	473.7	414.4	402.4	373.0
Graduate	101.3	94.5	88.3	91.0	81.0	69.2
Retail Merch. & Product Development	377.0	341.1	311.2	312.2	161.7	
Lower	48.2	40.0	48.1	47.7	24.5	
Upper	305.7	283.0	258.5	1,063.4	135.1	
Graduate	23.1	18.1	4.6	135.6	2.1	

*** Retail Merch. & Product Development separated from the College of Human Sciences in 2018-19.*

Annual Full-Time Equivalent Enrollment (National Standard FTE)

	<u>2013-14</u>	<u>2014-15</u>	<u>2015-16</u>	<u>2016-17</u>	<u>2017-18</u>	<u>2018-19</u>
College of Law	870.1	816.0	755.6	737.1	718.1	812.5
Graduate	870.1	816.0	755.6	737.1	718.1	812.5
College of Medicine Total (non-M.D.)	53.2	59.3	54.2	66.0	145.8	261.3
Lower	1.1	4.5	0.9	8.7	30.2	29.9
Upper	4.5	4.7	4.5	10.5	10.8	16.7
Graduate	47.6	50.1	48.8	46.8	104.8	214.6
College of Medicine	18.7	17.4	15.0	20.1	18.5	15.5
Lower	1.1	0.9	0.9	7.3	7	1.0
Upper	4.5	3.5	3.6	2.7	1.4	2.6
Graduate	13.1	13.0	10.5	10.1	10.1	11.9
Health Sciences Interdisciplinary	34.5	41.9	39.2	45.9	67.4	82.1
Lower	0.0	3.6	0.0	1.4	18.2	20.5
Upper	0.0	1.2	0.9	7.8	9.4	14.1
Graduate	34.5	37.1	38.3	36.7	39.8	47.4
Physician Assistant Program						163.7
Lower						8.4
Upper						0.0
Graduate						155.3
College of Motion Picture Arts	257.4	254.3	215.5	233.8	238.5	241.8
Lower	58.3	68.9	52.8	68	67.5	67.6
Upper	101.5	90.9	71.1	63.3	64.2	65.6
Graduate	97.6	94.5	91.6	102.5	106.8	108.5
College of Music	1,062.9	1,068.6	1,079.5	1,085.6	1,097.7	1,144.7
Lower	459.5	455.0	495.1	512.8	523.8	561.5
Upper	296.9	309.3	286.6	285	287.5	295.5
Graduate	306.5	304.3	297.8	287.8	286.4	287.7
College of Nursing	322.2	328.8	303.1	336.4	356.7	338.6
Upper	236.5	242.0	203.4	233.1	250.3	232.2
Graduate	85.7	86.8	99.7	103.3	106.4	106.3
College of Social Sciences & Public Policy Total	4,170.2	4,235.8	4,232.6	4,254.3	4,224.1	4,135.5
Lower	1,415.8	1,496.9	1,507.6	1,401.6	1,365.2	1,312.8
Upper	2,070.0	2,085.0	2,091.3	2,204.2	2,250.9	2,262.1
Graduate	684.4	653.9	633.7	648.5	607.7	560.6
African American Studies	17.1	26.4	23.5	32.9	27.6	41.2
Lower	12.7	17.1	20.6	21.8	19.6	21.7
Upper	4.4	9.3	2.9	11.1	8.0	19.5
Asian Studies	0.7	2.8	0.8	0.1	0.0	0.0
Upper	0.4	2.4	0.0	0.0	0.0	0.0
Graduate	0.3	0.4	0.8	0.1	0.0	0.0
Demography	1.3	1.9	2.5	2.1	1.8	2.0
Graduate	1.3	1.9	2.5	2.1	1.8	2.0
Economics	1,122.9	1,191.2	1,189.5	1,159.2	1,150.4	1,059.8
Lower	654.9	683.6	690.6	642.7	612.9	547.8
Upper	371.9	418.1	410.1	419.6	434.2	422.5
Graduate	96.1	89.5	88.8	96.9	103.3	89.5
Geography	490.7	487.3	511.6	527.1	476.8	462.1
Lower	239.8	277.2	278.5	262.3	249.1	241.3
Upper	190.8	159.2	175.7	190.2	165.2	160.0
Graduate	60.1	50.9	57.4	74.6	62.5	60.8
Health Policy Research	2.9	3.9	12.0	21.1	23.4	20.1
Graduate	2.9	3.9	12.0	21.1	23.4	20.1

Annual Full-Time Equivalent Enrollment (National Standard FTE)

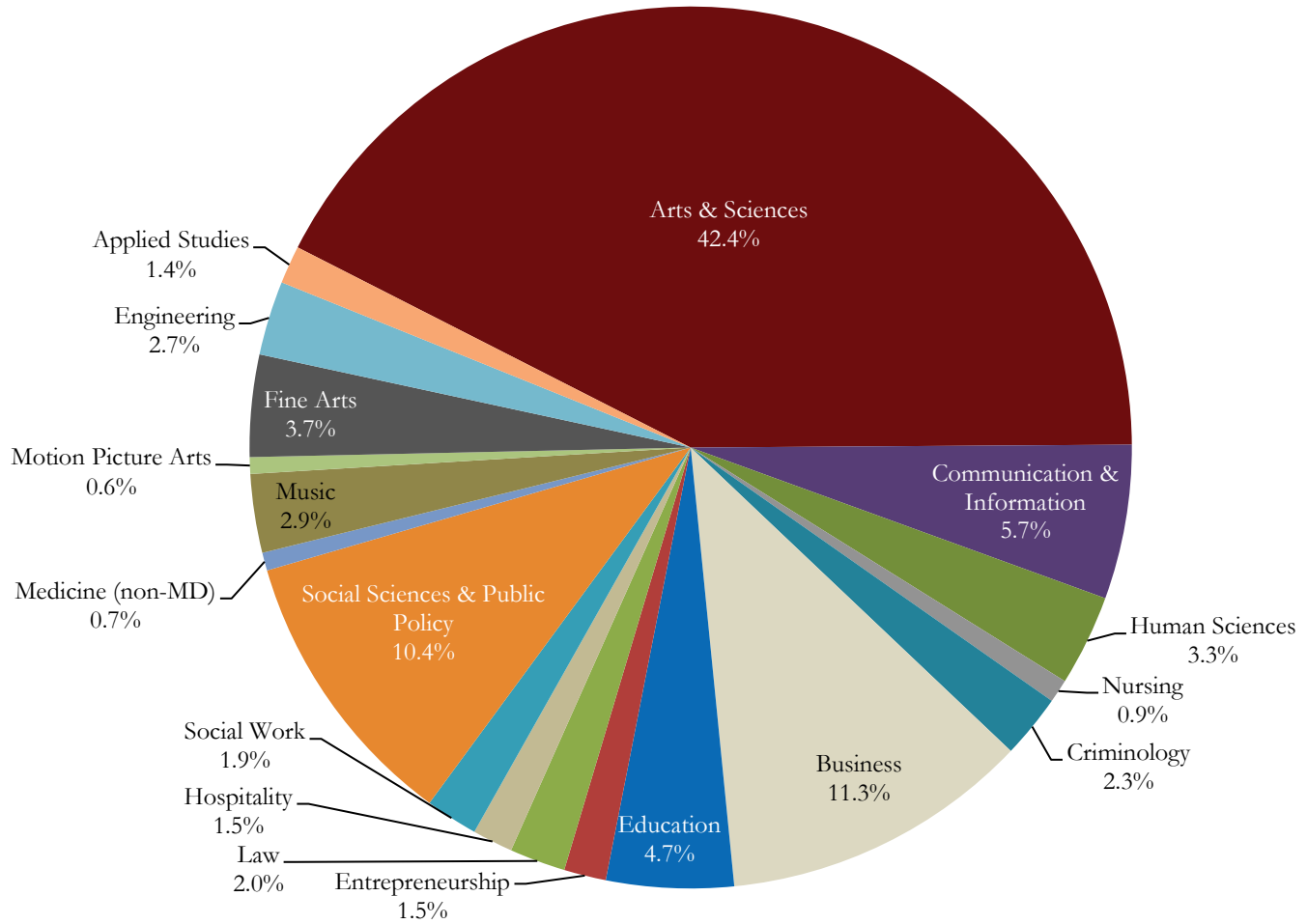
	<u>2013-14</u>	<u>2014-15</u>	<u>2015-16</u>	<u>2016-17</u>	<u>2017-18</u>	<u>2018-19</u>
<i>College of Social Sciences & Public Policy (continued)</i>						
International Affairs	93.3	156.4	169.1	172.6	179.5	191.3
Lower	0.0	5.2	32.6	33.8	56.0	52.3
Upper	111.5	126.7	112.7	116.6	99.7	118.9
Graduate	29.7	24.5	23.8	22.2	23.8	20.1
Political Science	563.1	690.3	665.6	691.0	734.3	741.4
Lower	202.6	186.1	184.1	190.3	178.4	187.2
Upper	498.5	415.1	395.9	411.2	474.6	481.2
Graduate	95.8	89.1	85.6	89.5	81.3	73.0
Russian & East European Studies	0.2	0.3	0.6	0.3	0.0	0.4
Upper	0.0	0.0	0.0	0.0	0.0	0.1
Graduate	0.2	0.3	0.6	0.3	0.0	0.3
School of Public Admin. & Policy	459.1	512.1	533.5	587.4	631.6	694.7
Upper	252.1	294.0	349.7	414.4	471.8	535.4
Graduate	207.0	218.1	183.8	173	159.8	159.3
Social Sciences, Interdisciplinary	563.1	35.6	46.2	50.6	65.9	68.4
Lower	3.5	6.1	2.4	4.5	7.9	12.1
Upper	6.0	18.6	36.1	43.2	50.4	49.0
Graduate	14.6	10.9	7.7	2.9	7.6	7.4
Sociology	563.1	912.5	874.4	831.8	769.9	698.9
Lower	248.6	262.1	261.7	221.7	217.1	226.5
Upper	572.8	580.0	538.7	537.8	490.3	417.4
Graduate	71.9	70.4	74.0	72.3	62.5	54.9
Urban and Regional Planning	563.1	215.1	203.3	178.1	162.9	155.2
Lower	53.7	59.5	37.1	24.5	24.2	23.9
Upper	61.6	61.6	69.5	60.1	56.7	58.0
Graduate	104.5	94.0	96.7	93.5	82	73.3
College of Social Work	843.7	832.0	795.8	762.0	706.1	764.2
Lower	8.3	0.8	0.8	0.9	1.2	0.8
Upper	272.5	262.7	223.2	200.2	173.0	177.4
Graduate	562.9	568.5	571.8	560.9	532.0	586.1
School of Hospitality				189.4	588.0	589.4
Lower				76.3	233.4	199.3
Upper				108.6	349.0	390.0
Graduate				4.5	5.6	0.1
Registrar	12.2	31.0	25.9	24.2	37.1	40.4
Lower	2.7	14.6	17.4	16.4	31.7	34.9
Upper	9.5	16.4	8.5	7.5	5.4	5.3
Graduate	0.0	0.0	0.0	0.3	0.0	0.3
The Graduate School	4.1	13.1	15.4	15.9	12.4	10.8
Graduate	4.1	13.1	15.4	15.9	12.4	10.8
University Totals (Non-MD)	38,889.3	38,896.2	38,910.2	39,589.9	39,643.5	39,744.9
Lower	14,154.7	14,348.6	14,748.3	14,939.3	14,855.3	14,619.2
Upper	17,280	17,209.9	16,844.1	17,255.4	17,546.7	17,632.2
Graduate	7,454.6	7,337.5	7,317.8	7,395.6	7,241.4	7,493.4
College of Medicine (MD Headcount)	481	482	483	475	470	480

Note: A National Standard FTE is represented by 30 annual hours at the undergraduate class level; 24 annual hours at the graduate class level.

Source: Final Student Instruction Files, Total Student Credit Hours Report, All Campus

Annual FTE Enrollment by College (National Standard FTE)

2018-19 Annual FTE



College	2013-14	2014-15	2015-16	2016-17	2017-18	2018-19
College of Applied Studies	207.9	201.5	243.6	365.6	441.0	551.4
College of Arts & Sciences	16,859.8	17,094.0	17,122.3	17,518.7	17,142.9	16,828.6
College of Business	4,546.0	4,471.9	4,719.4	4,830.5	4,528.4	4,504.4
College of Communication & Information	2,277.6	2,232.6	2,286.3	2,179.0	2,182.7	2,245.0
College of Criminology & Criminal Justice	1,090.5	1,037.0	1,009.9	988.7	969.2	927.3
College of Education	2,109.4	2,128.4	2,017.3	1,967.3	1,862.1	1,850.4
College of Engineering	1,048.7	1,140.7	1,163.4	1,125.5	1,130.9	1,079.7
College of Fine Arts	1,238.2	1,175.6	1,176.5	1,242.4	1,439.9	1,483.2
Dedman School of Hospitality				189.4	588.0	589.4
Jim Moran School of Entrepreneurship					370.7	611.8
The Graduate School	4.1	15.1	15.4	15.9	12.4	10.8
College of Human Sciences	1,914.4	1,773.4	1,693.9	1,667.2	1,451.4	1,323.9
College of Law	870.1	816.0	755.6	737.1	718.1	812.5
College of Medicine (non-M.D.)	53.2	59.3	54.2	66.0	145.8	261.3
College of Motion Picture Arts	257.4	254.3	215.5	233.8	238.5	241.8
College of Music	1,062.9	1,068.6	1,079.5	1,085.6	1,097.7	1,144.7
College of Nursing	322.2	328.8	303.1	336.4	356.7	338.6
College of Social Sciences & Public Policy	4,169.9	4,235.8	4,232.6	4,254.3	4,223.8	4,135.5
College of Social Work	843.7	832.0	795.8	762.0	706.1	764.2
Registrar	12.2	31.0	25.9	24.2	37.1	20.6
University Totals (Non-MD)	38,888.1	38,895.7	38,908.2	39,589.4	39,643.5	39,744.2
<i>College of Medicine (MD Headcount)</i>	<i>481</i>	<i>482</i>	<i>483</i>	<i>475</i>	<i>470</i>	<i>480</i>

Source: Final Students Instruction Files, State Fundable Student Credit Hours Report, All Campus

Headcount Summaries by Academic Department

<u>College / Department</u>	FALL 2017				FALL 2018				FALL 2019			
	<u>L</u>	<u>U</u>	<u>G</u>	<u>Total</u>	<u>L</u>	<u>U</u>	<u>G</u>	<u>Total</u>	<u>L</u>	<u>U</u>	<u>G</u>	<u>Total</u>
Applied Studies	5	219	81	305	16	202	85	303	14	160	111	285
<i>Percent of University Headcount</i>	<i>0.0%</i>	<i>1.1%</i>	<i>1.0%</i>	<i>0.7%</i>	<i>0.1%</i>	<i>1.0%</i>	<i>1.1%</i>	<i>0.7%</i>	<i>0.1%</i>	<i>0.8%</i>	<i>1.3%</i>	<i>0.7%</i>
Public Safety & Security	2	90	0	92	4	82	11	97	11	88	30	129
Recreation, Tourism & Events	0	43	0	43	0	0	67	67	1	1	0	2
Professional Communication	3	86	15	104	7	89	7	103	2	71	11	84
Nursing Anesthesia	0	0	66	66	5	31	0	36	0	0	70	70
Arts & Sciences	3,171	6,430	1,797	10,496	2,947	5,767	1,742	10,456	3,188	5,736	1,770	10,694
<i>Percent of University Headcount</i>	<i>24.9%</i>	<i>32.0%</i>	<i>22.9%</i>	<i>25.1%</i>	<i>24.3%</i>	<i>28.4%</i>	<i>21.6%</i>	<i>25.1%</i>	<i>25.4%</i>	<i>28.1%</i>	<i>20.3%</i>	<i>24.9%</i>
Anthropology	27	60	19	106	27	65	24	116	20	84	24	128
Biological Science	922	1,012	109	2,043	931	994	112	2,037	989	987	120	2,096
Chemistry & Biochemistry	193	298	164	655	195	274	160	629	213	244	161	618
Classics	5	21	41	67	10	18	42	70	10	17	39	66
Computer Science	308	711	168	1,187	278	738	142	1,158	283	698	141	1,122
Earth, Ocean & Atmos. Science	142	289	127	558	152	294	138	584	160	300	140	600
English	272	838	160	1,270	244	782	159	1,185	226	738	155	1,119
Geophysical Fluid Dynamics	0	0	6	6	0	0	2	2	0	0	0	0
History	61	206	82	349	52	217	84	353	57	180	80	317
History & Philosophy of Sci.	0	0	4	4	0	0	4	4	0	0	3	3
Interdisciplinary Humanities	57	237	9	303	38	242	6	286	40	211	8	259
Mathematics	146	305	121	572	145	247	117	509	137	258	127	522
Modern Languages	270	772	74	214	22	87	73	182	27	92	79	198
Molecular Biophysics	0	0	18	18	0	0	19	19	0	0	18	18
Neuroscience (Biology or Psych.)	0	0	34	34	0	0	35	35	163	122	36	321
Philosophy	33	78	59	170	25	85	59	169	23	72	60	155
Physics	72	100	142	314	45	114	148	307	60	95	150	305
Psychology	622	1,368	147	2,137	742	1,462	136	2,340	738	1,506	146	2,390
Religion	4	21	70	95	2	15	62	79	4	14	63	81
Scientific Computing	14	15	39	68	15	23	36	74	14	28	34	76
Sec. Science / Math Teaching	0	0	4	4	0	0	4	4	0	0	6	6
Statistics	20	85	200	305	21	91	180	292	22	82	180	284
Women's Studies	3	14	0	17	3	19	0	22	2	8	0	10
Business	2,234	3,488	652	6,374	2,073	3,331	688	6,092	2,153	3,382	705	6,240
<i>Percent of University Headcount</i>	<i>17.6%</i>	<i>17.4%</i>	<i>8.3%</i>	<i>15.2%</i>	<i>17.1%</i>	<i>16.4%</i>	<i>8.5%</i>	<i>14.6%</i>	<i>17.1%</i>	<i>16.5%</i>	<i>8.1%</i>	<i>14.6%</i>
Accounting	330	421	96	847	291	470	94	855	278	456	99	833
Business Administration (PC)	6	79	0	85	7	85	0	92	4	44	0	48
Business Administration (MBA)	101	54	357	512	0	0	407	407	0	50	426	476
Business Administration (PhD)	0	0	45	45	0	0	46	46	0	0	45	45
Business Analytics, Info. Systems, Supply Chain	140	209	47	396	66	164	53	283	53	181	53	287
Entrepreneurship, Strat., Info. Sys.	<i>Moved to BAISSSC</i>				0	14	0	14	<i>Moved to College of Entrepreneurship</i>			
Finance	699	1,123	24	1,846	701	1,120	38	1,859	715	1,093	33	1,841
Hospitality Administration	1	85	0	86	0	9	0	9	<i>Moved to School of Hospitality</i>			
Management	332	399	0	731	391	383	0	774	407	437	0	844
Marketing	499	812	14	1,325	496	780	0	1,276	558	815	0	1,373
Risk Mgmt/Insurance, Real Estate and Legal Studies	126	306	69	501	121	306	50	477	128	316	49	493
Communication & Information	617	1,020	605	2,242	547	998	673	2,218	546	1,031	712	2,289
<i>Percent of University Headcount</i>	<i>4.9%</i>	<i>5.1%</i>	<i>7.7%</i>	<i>5.4%</i>	<i>4.5%</i>	<i>4.9%</i>	<i>8.4%</i>	<i>5.3%</i>	<i>4.3%</i>	<i>5.0%</i>	<i>8.2%</i>	<i>5.3%</i>
Communication	447	534	151	1,132	371	513	139	1,023	354	537	140	1,031
Communication Disorders	88	164	147	399	83	166	172	421	101	168	172	441
Information Studies	82	322	307	711	93	319	362	774	91	326	400	817
Criminology & Criminal Justice	522	1,178	218	1,918	526	1,171	215	1,912	543	1,177	213	1,933
<i>Percent of University Headcount</i>	<i>4.1%</i>	<i>5.9%</i>	<i>2.8%</i>	<i>4.6%</i>	<i>4.3%</i>	<i>5.8%</i>	<i>2.7%</i>	<i>4.6%</i>	<i>4.3%</i>	<i>5.8%</i>	<i>2.4%</i>	<i>4.5%</i>
Criminology & Crim. Justice	522	1,178	218	1,918	526	1,171	215	1,912	543	1,177	213	1,933

KEY: L – Undergraduate Lower; U – Undergraduate Upper; G – Graduate; NFA – Not Formally Admitted

Headcount Summaries by Academic Department

College / Department	FALL 2017				FALL 2018				FALL 2019			
	L	U	G	Total	L	U	G	Total	L	U	G	Total
Education	365	537	929	1,831	374	534	889	1,797	368	563	1,034	1,965
<i>Percent of University Headcount</i>	<i>2.9%</i>	<i>2.7%</i>	<i>11.8%</i>	<i>4.4%</i>	<i>3.1%</i>	<i>2.6%</i>	<i>11.0%</i>	<i>4.3%</i>	<i>2.9%</i>	<i>2.8%</i>	<i>11.9%</i>	<i>4.6%</i>
Ed. Psych. & Learning Systems	0	0	347	347	0	0	349	349	0	0	360	360
Sport Management	164	251	106	521	179	263	124	566	228	284	142	654
Ed. Leadership & Policy Studies	0	0	279	279	0	0	267	267	0	0	272	272
School of Teacher Education	201	286	197	684	195	271	149	615	140	279	260	679
Engineering	690	1,215	277	2,182	667	1,169	261	2,097	688	1,169	266	2,123
<i>Percent of University Headcount</i>	<i>5.4%</i>	<i>6.0%</i>	<i>3.5%</i>	<i>5.2%</i>	<i>5.5%</i>	<i>5.8%</i>	<i>3.2%</i>	<i>5.0%</i>	<i>5.5%</i>	<i>5.7%</i>	<i>3.1%</i>	<i>5.0%</i>
Mechanical Engineering	226	368	80	674	192	336	66	594	188	324	68	580
Civil & Environmental Eng.	125	263	50	438	141	257	44	442	143	260	46	449
Chemical & Biomedical Eng.	189	241	38	468	192	244	34	470	199	240	32	471
Industrial & Manufacturing Eng.	48	112	34	194	34	108	44	187	34	97	56	187
Electrical & Computer Eng.	102	231	75	408	108	224	72	404	124	248	64	436
Entrepreneurship	61	46	0	107	267	252	0	519	291	467	8	766
<i>Percent of University Headcount</i>	<i>0.5%</i>	<i>0.2%</i>	<i>0.0%</i>	<i>0.3%</i>	<i>2.2%</i>	<i>1.2%</i>	<i>0.0%</i>	<i>1.2%</i>	<i>2.3%</i>	<i>2.3%</i>	<i>0.1%</i>	<i>1.8%</i>
Jim Moran Entrepreneurship									177	181	0	358
Retail Entrepreneurship									114	286	8	408
Fine Arts	377	600	306	1,283	284	633	295	1,212	331	631	295	1,257
<i>Percent of University Headcount</i>	<i>3.0%</i>	<i>3.0%</i>	<i>3.9%</i>	<i>3.1%</i>	<i>2.3%</i>	<i>3.1%</i>	<i>3.7%</i>	<i>2.9%</i>	<i>2.6%</i>	<i>3.1%</i>	<i>3.4%</i>	<i>2.9%</i>
Art	98	255	30	383	85	266	27	378	89	248	25	362
Art Education	0	0	85	85	0	0	95	95	0	0	92	92
Art History	21	45	59	125	15	54	48	117	19	55	48	122
Dance	39	46	27	112	34	50	26	110	40	43	26	109
Interior Design	88	102	19	209	63	112	14	189	83	116	20	219
Theatre	131	152	86	369	87	151	85	323	100	169	84	353
The Graduate School	0	0	19	19	0	0	12	12	0	0	14	14
<i>Percent of University Headcount</i>	<i>0.0%</i>	<i>0.0%</i>	<i>0.2%</i>	<i>0.0%</i>	<i>0.0%</i>	<i>0.0%</i>	<i>0.1%</i>	<i>0.0%</i>	<i>0.0%</i>	<i>0.0%</i>	<i>0.1%</i>	<i>0.0%</i>
School of Hospitality	137	272	0	409	127	418	0	545	148	427	0	575
<i>Percent of University Headcount</i>	<i>1.1%</i>	<i>1.4%</i>	<i>0.0%</i>	<i>1.0%</i>	<i>1.0%</i>	<i>2.1%</i>	<i>0.0%</i>	<i>1.3%</i>	<i>1.2%</i>	<i>2.1%</i>	<i>0.0%</i>	<i>1.3%</i>
Human Sciences	747	1,619	122	2,488	593	1,475	117	2,185	576	1,246	129	1,951
<i>Percent of University Headcount</i>	<i>5.9%</i>	<i>8.1%</i>	<i>1.6%</i>	<i>5.9%</i>	<i>4.9%</i>	<i>7.3%</i>	<i>1.5%</i>	<i>5.2%</i>	<i>4.6%</i>	<i>6.1%</i>	<i>1.5%</i>	<i>4.6%</i>
Retail Merch./Product Dev.	126	326	3	455	3	194	0	197	<i>Moved to College of Entrepreneurship</i>			
Nutrition, Food & Exercise Science	443	828	91	1,362	430	719	86	1,235	451	645	97	1,193
Family & Child Sciences	178	465	28	671	160	562	31	753	125	601	32	758
Law	0	0	605	605	0	0	727	727	0	0	852	852
<i>Percent of University Headcount</i>	<i>0.0%</i>	<i>0.0%</i>	<i>7.7%</i>	<i>1.4%</i>	<i>0.0%</i>	<i>0.0%</i>	<i>9.0%</i>	<i>1.7%</i>	<i>0.0%</i>	<i>0.0%</i>	<i>9.8%</i>	<i>2.0%</i>
Medicine	660	106	564	1,330	572	251	624	1,447	428	353	685	1,466
<i>Percent of University Headcount</i>	<i>5.2%</i>	<i>0.5%</i>	<i>7.2%</i>	<i>3.2%</i>	<i>4.7%</i>	<i>1.2%</i>	<i>7.7%</i>	<i>3.5%</i>	<i>3.4%</i>	<i>1.7%</i>	<i>7.9%</i>	<i>3.4%</i>
Health Sciences Interdisciplinary	660	106	43	809	572	251	135	958	428	353	49	830
Medicine	0	0	521	521	0	0	489	489	0	0	636	636
Motion Picture Arts	36	66	67	169	30	74	72	176	36	69	70	175
<i>Percent of University Headcount</i>	<i>0.3%</i>	<i>0.3%</i>	<i>0.9%</i>	<i>0.4%</i>	<i>0.2%</i>	<i>0.4%</i>	<i>0.9%</i>	<i>0.4%</i>	<i>0.3%</i>	<i>0.3%</i>	<i>0.8%</i>	<i>0.4%</i>
Music	275	412	332	1,019	284	443	334	1,061	303	440	356	1,099
<i>Percent of University Headcount</i>	<i>2.2%</i>	<i>2.0%</i>	<i>4.2%</i>	<i>2.4%</i>	<i>2.3%</i>	<i>2.2%</i>	<i>4.1%</i>	<i>2.5%</i>	<i>2.4%</i>	<i>2.2%</i>	<i>4.1%</i>	<i>2.6%</i>
Music	253	346	325	924	256	372	326	954	277	362	349	988
Music, Liberal Studies	22	66	7	95	28	71	8	107	26	78	7	111
Nursing	466	220	95	781	523	250	79	852	487	245	76	808
<i>Percent of University Headcount</i>	<i>3.7%</i>	<i>1.1%</i>	<i>1.2%</i>	<i>1.9%</i>	<i>4.3%</i>	<i>1.2%</i>	<i>1.0%</i>	<i>2.0%</i>	<i>3.9%</i>	<i>1.2%</i>	<i>0.9%</i>	<i>1.9%</i>

KEY: L – Undergraduate Lower; U – Undergraduate Upper; G – Graduate; NFA – Not Formally Admitted

Headcount Summaries by Academic Department

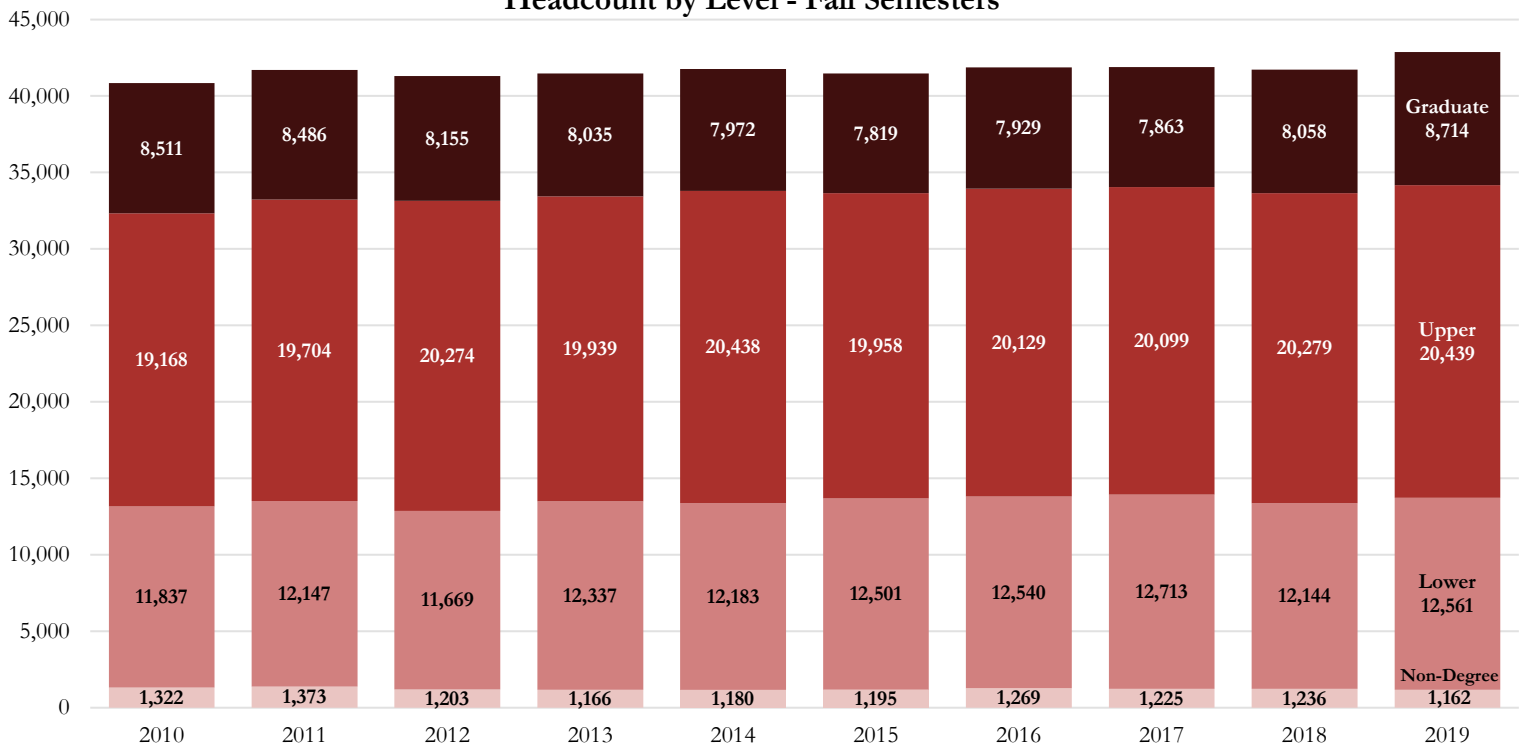
College / Department	FALL 2017				FALL 2018				FALL 2019			
	L	U	G	Total	L	U	G	Total	L	U	G	Total
Social Sciences & Public Policy	1,109	3,128	647	4,884	1,018	3,046	620	4,684	1,054	2,979	622	4,655
<i>Percent of University Headcount</i>	<i>8.7%</i>	<i>15.6%</i>	<i>8.2%</i>	<i>11.7%</i>	<i>8.4%</i>	<i>15.0%</i>	<i>7.7%</i>	<i>11.2%</i>	<i>8.4%</i>	<i>14.6%</i>	<i>7.1%</i>	<i>10.9%</i>
African American Studies	3	7	0	10	2	7	0	9	2	4	0	6
Asian Studies	4	11	5	20	3	7	6	16	2	8	6	16
Demography	0	0	9	9	0	0	6	6	0	0	7	7
Economics	171	532	82	785	149	530	76	755	173	455	65	693
Geography	28	153	60	241	24	134	60	218	22	115	52	189
International Affairs	298	680	64	1,042	245	693	63	1,001	189	683	65	937
Latin American/Caribbean Study	2	6	0	8	1	9	0	10	1	9	0	10
Political Science	489	738	76	1,303	482	788	65	1,335	491	819	74	1,384
School of Public Admin./Policy	0	0	129	129	0	0	139	139	0	0	150	150
Public Health	0	0	80	80	0	0	74	74	31	69	71	171
Russian & E. European Studies	1	1	7	9	0	2	8	10	0	1	3	4
Social Science	79	672	0	751	82	596	0	678	62	581	32	675
Sociology	34	328	55	417	30	280	46	356	37	247	45	329
Urban & Regional Planning	0	0	80	80	0	0	77	77	0	0	84	84
Social Work	59	157	547	763	59	169	625	853	58	194	796	1,048
<i>Percent of University Headcount</i>	<i>0.5%</i>	<i>0.8%</i>	<i>7.0%</i>	<i>1.8%</i>	<i>0.5%</i>	<i>0.8%</i>	<i>7.8%</i>	<i>2.0%</i>	<i>0.5%</i>	<i>0.9%</i>	<i>9.1%</i>	<i>2.4%</i>
Undergraduate Studies	1,426	72	0	1,498	1,237	96	0	1,333	1,349	170	0	1,519
<i>Percent of University Headcount</i>	<i>11.2%</i>	<i>0.4%</i>	<i>0.0%</i>	<i>3.6%</i>	<i>10.2%</i>	<i>0.5%</i>	<i>0.0%</i>	<i>3.2%</i>	<i>10.7%</i>	<i>0.8%</i>	<i>0.0%</i>	<i>3.5%</i>
Total Degree Seeking	12,713	20,099	7,863	40,675	12,144	20,279	8,058	40,481	12,561	20,439	8,714	41,714
<i>Percent of University Headcount</i>	<i>100.0%</i>	<i>100.0%</i>	<i>100.0%</i>	<i>97.1%</i>	<i>100.0%</i>	<i>100.0%</i>	<i>100.0%</i>	<i>97.0%</i>	<i>100.0%</i>	<i>100.0%</i>	<i>100.0%</i>	<i>97.3%</i>
<i>Non-degree seeking</i>	<i>0</i>	<i>0</i>	<i>0</i>	<i>1,225</i>	<i>0</i>	<i>0</i>	<i>0</i>	<i>1,236</i>	<i>0</i>	<i>0</i>	<i>0</i>	<i>1,162</i>
<i>Percent of University Headcount</i>	<i>0.0%</i>	<i>0.0%</i>	<i>0.0%</i>	<i>2.9%</i>	<i>0.0%</i>	<i>0.0%</i>	<i>0.0%</i>	<i>3.0%</i>	<i>0.0%</i>	<i>0.0%</i>	<i>0.0%</i>	<i>2.7%</i>
University Totals	12,713	20,099	7,863	41,900	12,144	20,279	8,058	41,717	12,561	20,439	8,714	42,876

KEY: L – Undergraduate Lower; U – Undergraduate Upper; G – Graduate; NFA – Not Formally Admitted

Source: Fall Preliminary Student Instruction Files (SIFP)

Online Resource: The headcount reports can be accessed online at: <http://ir.fsu.edu/enrollment.aspx>

Headcount by Level - Fall Semesters



Headcount Summaries by College, Fall Semesters

<u>Degree Sought</u>	<u>Fall 2015</u>	<u>Fall 2016</u>	<u>Fall 2017</u>	<u>Fall 2018</u>	<u>Fall 2019</u>	<u>% Change 2015 to 2019</u>
University Totals	41,473	41,867	41,900	41,717	42,876	3.4%
Bachelor's - Lower	12,501	12,540	12,713	12,144	12,561	0.5%
Bachelor's - Upper	19,958	20,129	20,099	20,279	20,439	2.4%
Master's	3,892	4,003	4,026	4,213	4,778	22.8%
Specialist's	123	129	104	108	105	-14.6%
Doctoral	2,725	2,748	2,715	2,686	2,751	1.0%
Juris Doctoral	596	574	548	575	600	0.7%
Medical Doctoral	483	475	470	476	480	-0.6%
Unclassified	1,195	1,269	1,225	1,236	1,162	-2.8%
College of Applied Studies	285	308	305	303	285	0.0%
Bachelor's - Lower	27	9	5	16	14	-48.1%
Bachelor's - Upper	248	221	219	202	160	-35.5%
Master's	10	78	81	85	111	1,010.0%
College of Arts & Sciences	10,959	10,932	10,496	10,456	10,694	-2.4%
Bachelor's - Lower	3,187	3,173	3,171	2,947	3,188	0.0+%
Bachelor's - Upper	5,997	5,962	6,430	5,767	5,736	-4.4%
Master's	509	517	531	469	449	-11.8%
Doctoral	1,266	1,280	1,266	1,273	1,321	4.3%
College of Business	5,999	6,609	6,374	6,092	6,240	4.0%
Bachelor's - Lower	2,182	2,349	2,234	2,073	2,153	-1.3%
Bachelor's - Upper	3,337	3,637	3,488	3,331	3,382	1.3%
Master's	424	577	607	642	660	55.7%
Doctoral	56	46	45	46	45	-19.6%
College of Communication & Information	2,466	2,262	2,242	2,218	2,289	-7.2%
Bachelor's – Lower	751	621	617	547	546	-27.3%
Bachelor's – Upper	1,020	1,049	1,020	998	1,031	1.1%
Master's	607	529	534	597	642	5.8%
Specialist's	7	6	3	9	5	-28.6%
Doctoral	81	57	68	67	65	-19.8%
College of Criminology & Criminal Justice	1,895	1,934	1,918	1,912	1,933	2.0%
Bachelor's - Lower	451	527	522	526	543	20.4%
Bachelor's - Upper	1,227	1,167	1,178	1,171	1,177	-4.1%
Master's	142	165	155	158	159	12.0%
Doctoral	75	75	63	57	54	-28.0%
College of Entrepreneurship			107	519	766	N/A
Bachelor's - Lower			61	267	291	N/A
Bachelor's - Upper			46	252	467	N/A
Master's					8	N/A
College of Education	2,117	1,953	1,831	1,797	1,965	-7.2%
Bachelor's – Lower	398	352	365	374	368	-7.5%
Bachelor's – Upper	671	574	537	534	563	-16.1%
Master's	554	486	416	384	516	-6.9%
Specialist's	91	123	101	99	100	9.9%
Doctoral	404	418	412	406	418	3.5%
College of Engineering	2,268	2,144	2,182	2,097	2,123	-6.4%
Bachelor's - Lower	728	649	690	667	688	-5.5%
Bachelor's - Upper	1,245	1,212	1,215	1,169	1,169	-6.1%
Master's	134	116	107	99	99	-26.1%
Doctoral	161	167	170	162	167	3.7%
College of Fine Arts	1,342	1,296	1,283	1,212	1,257	-6.3%
Bachelor's - Lower	320	364	377	284	331	3.4%
Bachelor's - Upper	714	635	600	633	631	-11.6%
Master's	242	233	235	221	221	-8.7%
Specialist's	1	0	0	0	0	N/A
Doctoral	65	64	71	74	74	13.8%

Headcount Summaries by College, Fall Semesters

<u>Degree Sought</u>	<u>Fall 2015</u>	<u>Fall 2016</u>	<u>Fall 2017</u>	<u>Fall 2018</u>	<u>Fall 2019</u>	<u>% Change 2015 to 2019</u>
School of Hospitality			409	545	575	N/A
Bachelor's - Lower			137	127	148	N/A
Bachelor's - Upper			272	418	427	N/A
College of Human Sciences	2,949	2,763	2,488	2,185	1,951	-33.8%
Bachelor's - Lower	1,097	972	747	593	576	-47.5%
Bachelor's - Upper	1,713	1,653	1,619	1,475	1,246	-27.3%
Master's	85	75	64	53	65	-23.5%
Doctoral	54	63	58	64	64	18.5%
The Graduate School	19	19	19	12	14	-26.3%
Master's	2	1	1	0	1	-50.0%
Doctoral	17	18	18	12	13	-23.5%
College of Law	614	600	605	727	852	38.8%
Master's	18	26	57	152	252	1,300.0%
Juris Doctoral	596	574	548	575	600	0.7%
College of Medicine	532	645	1,330	1,447	1,466	175.6%
Bachelor's – Lower		108	660	572	428	N/A
Bachelor's – Upper		11	106	251	353	N/A
Master's	12	12	51	103	156	1,200.0%
Doctoral	37	39	43	45	49	32.4%
Medical Doctoral	483	475	470	476	480	-0.6%
College of Motion Picture Arts	175	175	169	176	175	0.0%
Bachelor's – Lower	38	42	36	30	36	-5.3%
Bachelor's – Upper	74	63	66	74	69	-6.8%
Master's	63	70	67	72	70	11.1%
College of Music	1,051	996	1,019	1,061	1,099	4.6%
Bachelor's - Lower	263	263	275	284	303	15.2%
Bachelor's - Upper	443	408	412	443	440	-0.7%
Master's	171	150	167	171	186	8.8%
Doctoral	174	175	165	163	170	-2.3%
College of Nursing	553	733	781	852	808	46.1%
Bachelor's - Lower	286	422	466	523	487	70.3%
Bachelor's - Upper	172	210	220	250	245	42.4%
Master's	20	23	17	5	0	-100.0%
Doctoral	75	78	78	74	76	1.3%
College of Social Sciences & Public Policy	4,806	4,909	4,884	4,684	4,655	-3.1%
Bachelor's - Lower	1,080	1,149	1,109	1,018	1,054	-2.4%
Bachelor's - Upper	3,077	3,085	3,128	3,046	2,979	-3.2%
Master's	419	434	415	401	413	-1.4%
Doctoral	230	241	232	219	209	-9.1%
College of Social Work	840	797	763	853	1,048	24.8%
Bachelor's - Lower	86	62	59	59	58	-32.6%
Bachelor's - Upper	211	197	157	169	194	-8.1%
Master's	518	511	521	601	770	48.6%
Doctoral	25	27	26	24	26	4.0%
Special/Undecided	2,786	2,792	2,723	2,569	2,681	-3.8%
Bachelor's - Lower	1,536	1,478	1,426	1,237	1,349	-12.2%
Bachelor's - Upper	55	45	72	96	170	209.1%
Unclassified	1,195	1,269	1,225	1,236	1,162	-2.8%

Source: Fall Preliminary Student Instruction Files (SIFP)

Degrees Awarded by Program: 2018-19 (Summer, Fall, Spring)

<u>CIP Code - Degree Program</u>	<u>Bachelor's</u>	<u>Master's</u>	<u>Doctoral</u>	<u>Specialist</u>	<u>JD</u>	<u>MD</u>	<u>Total</u>
University Totals	8,640	1,962	446	44	170	114	11,376
College of Applied Studies	78	29	0	0	0	0	107
<i>Percent of All University Degrees</i>	<i>0.7%</i>	<i>0.3%</i>	<i>0%</i>	<i>0%</i>	<i>0%</i>	<i>0%</i>	<i>0.9%</i>
090900 - Professional Communication	40	8	0	0	0	0	48
310301 - Rec. & Leisure Services Admin.	18	0	0	0	0	0	9
430107 - Public Safety and Security	29	0	0	0	0	0	29
513804 - Nursing Anesthesia	0	21	0	0	0	0	21
College of Arts & Sciences	2,237	282	167	0	0	0	2,686
<i>Percent of All University Degrees</i>	<i>19.7%</i>	<i>2.5%</i>	<i>1.5%</i>	<i>0%</i>	<i>0%</i>	<i>0%</i>	<i>23.7%</i>
030104 - Environmental Science	104	0	0	0	0	0	104
050108 - Middle Eastern Studies	2	0	0	0	0	0	2
050126 - Italian Studies	0	3	0	0	0	0	3
110101 - Computer & Information Science	176	48	7	0	0	0	231
131205 - Science Teaching	0	2	0	0	0	0	2
160399 - East Asian Languages & Cultures	18	0	0	0	0	0	18
160400 - Slavic	0	2	0	0	0	0	2
160402 - Russian	4	0	0	0	0	0	4
160501 - German	2	1	0	0	0	0	3
160901 - French	10	1	0	0	0	0	11
160902 - Italian	3	0	0	0	0	0	3
160905 - Spanish	19	6	1	0	0	0	26
161200 - Classics	9	12	3	0	0	0	24
161203 - Latin	1	2	0	0	0	0	3
230101 - English	353	7	18	0	0	0	378
231302 - Creative Writing	0	6	0	0	0	0	6
240103 - Humanities	92	1	0	0	0	0	93
260101 - Biological Sciences	339	5	10	0	0	0	354
260202 - Biochemistry	47	0	0	0	0	0	47
260206 - Molecular Biophysics	0	0	3	0	0	0	3
261102 - Biostatistics	0	6	1	0	0	0	7
261104 - Computational Biology (Biology)	3	0	0	0	0	0	3
261104 - Computational Biology (Comp. Sci.)	1	0	0	0	0	0	1
261501 - Neuroscience (Biological Sciences)	0	0	2	0	0	0	2
261501 - Neuroscience (Psychology)	0	0	2	0	0	0	2
270101 - Mathematics	35	12	12	0	0	0	59
270501 - Statistics	40	37	16	0	0	0	93
303001 - Computational Science	6	4	8	0	0	0	18
380101 - Philosophy	28	10	2	0	0	0	40
380201 - Religion	8	5	5	0	0	0	18
400401 - Meteorology	22	10	2	0	0	0	34
400501 - Chemistry	20	27	25	0	0	0	72
400599 - Chemical Science	10	0	0	0	0	0	10
400601 - Geological Sciences	12	5	0	0	0	0	17
400607 - Oceanography	0	8	10	0	0	0	18
400801 - Physics	22	8	16	0	0	0	46
400899 - Physics, Interdisciplinary	5	0	0	0	0	0	5
409999 - Geophysical Fluid Dynamics	0	0	1	0	0	0	1
420101 - Psychology	651	35	15	0	0	0	701
430116 - Computer Criminology	16	0	0	0	0	0	16
450201 - Anthropology	28	4	0	0	0	0	32
521304 - Actuarial Science	62	0	0	0	0	0	62
540101 - History	89	13	8	0	0	0	110
540104 - History and Philosophy of Science	0	2	0	0	0	0	2
College of Business	1,640	329	16	0	0	0	1,985
<i>Percent of All University Degrees</i>	<i>14.5%</i>	<i>2.9%</i>	<i>0.1%</i>	<i>0%</i>	<i>0%</i>	<i>0%</i>	<i>17.5%</i>
520101 - Business Administration	43	150	16	0	0	0	209
520201 - Management	200	0	0	0	0	0	200
520301 - Accounting	183	88	0	0	0	0	271
520801 - Finance	514	38	0	0	0	0	552
520901 - Hospitality Administration	27	0	0	0	0	0	27
521201 - Management Information Systems	79	18	0	0	0	0	97
521301 - Management Science	0	14	0	0	0	0	14
521401 - Marketing	419	1	0	0	0	0	420
521501 - Real Estate	66	0	0	0	0	0	66
521701 - Risk Management - Insurance	108	20	0	0	0	0	128
College of Communication and Information	480	224	10	1	0	0	715
<i>Percent of All University Degrees</i>	<i>4.1%</i>	<i>2.0%</i>	<i>0.1%</i>	<i>0%</i>	<i>0%</i>	<i>0%</i>	<i>6.1%</i>

Degrees Awarded by Program: 2018-19 (Summer, Fall, Spring)

<u>CIP Code - Degree Program</u>	<u>Bachelor's</u>	<u>Master's</u>	<u>Doctoral</u>	<u>Specialist</u>	<u>JD</u>	<u>MD</u>	<u>Total</u>
College of Communication and Information (continued)	187	22	0	0	0	0	209
090702 - Media/Communication Studies	187	22	0	0	0	0	209
090900 - Professional Communication	61	43	0	0	0	0	101
090199 - Communication	0	0	5	0	0	0	5
110103 - Information Technology	155	41	0	0	0	0	196
110401 - Information Studies	0	87	3	1	0	0	91
510204 - Communication Sciences & Disorders	77	31	2	0	0	0	110
College of Criminology & Criminal Justice	496	62	13	0	0	0	571
<i>Percent of All University Degrees</i>	4.4%	0.5%	0.1%	0%	0%	0%	5.0%
430104 - Criminology	473	62	13	0	0	0	548
430116 - Computer Criminology	23	0	0	0	0	0	23
College of Education	261	217	72	43	0	0	593
<i>Percent of All University Degrees</i>	2.3%	1.9%	0.6%	0.4%	0%	0%	5.2%
130301 - Curriculum and Instruction	0	50	15	2	0	0	67
130401 - Educational Leadership/Administration	0	21	20	14	0	0	55
130406 - Higher Education	0	22	10	0	0	0	32
130501 - Instructional Systems	0	33	2	1	0	0	36
130603 - Measurement & Statistics	0	1	2	0	0	0	3
130901 - Foundations of Education	0	3	3	0	0	0	6
131001 - Special Education	31	0	0	0	0	0	31
131009 - Visual Disabilities	10	0	0	0	0	0	10
131101 - Counseling & Human Systems	0	26	11	26	0	0	63
131202 - Elementary Education	50	0	0	0	0	0	50
131305 - English Education	11	0	0	0	0	0	11
131317 - Social Science Education	26	0	0	0	0	0	26
310504 - Sport Management	124	49	3	0	0	0	176
422806 - Educational Psychology	0	12	6	0	0	0	18
College of Engineering	396	98	43	0	0	0	537
<i>Percent of All University Degrees</i>	3.5%	0.9%	0.4%	0%	0%	0%	4.7%
140501 - Biomedical Engineering	0	1	1	0	0	0	2
140701 - Chemical Engineering	81	10	6	0	0	0	97
140801 - Civil Engineering	101	19	6	0	0	0	126
140901 - Computer Engineering	14	0	0	0	0	0	14
141001 - Electrical Engineering	46	30	10	0	0	0	86
141901 - Mechanical Engineering	116	29	11	0	0	0	156
143501 - Industrial Engineering	38	9	9	0	0	0	56
College of Entrepreneurship	149	0	9	0	0	0	201
<i>Percent of All University Degrees</i>	2.2%	0.0%	0.1%	0%	0%	0%	3.1%
190901 - Clothing, Textiles, and Merchandising	149	0	0	0	0	0	149
520701 - Entrepreneurship	52	0	0	0	0	0	52
College of Fine Arts	244	100	9	0	0	0	353
<i>Percent of All University Degrees</i>	2.2%	0.9%	0.1%	0%	0%	0%	3.1%
131302 - Art Education	0	13	6	0	0	0	19
500301 - Dance	20	12	0	0	0	0	32
500408 - Interior Design	40	10	0	0	0	0	50
500501 - Theatre	53	22	2	0	0	0	77
500702 - Studio Art	112	14	0	0	0	0	126
500703 - History & Criticism of Art	19	14	1	0	0	0	34
501002 - Arts Administration - Art	0	3	0	0	0	0	3
512301 - Art Therapy	0	12	0	0	0	0	12
The Graduate School	0	1	3	0	0	0	4
<i>Percent of All University Degrees</i>	0%	0%	0%	0%	0%	0%	0%
School of Hospitality	174	0	0	0	0	0	174
<i>Percent of All University Degrees</i>	1.5%	0%	0%	0%	0%	0%	1.5%
520901 - Hospitality Administration	174	0	0	0	0	0	174
College of Human Sciences	628	24	9	0	0	0	661
<i>Percent of All University Degrees</i>	5.6%	0.2%	0.1%	0%	0%	0%	5.8%
190101 - Human Sciences	0	0	3	0	0	0	3
190701 - Family and Child Sciences	259	0	0	0	0	0	259
260908 - Exercise Physiology	249	15	4	0	0	0	268

Degrees Awarded by Program: 2018-19 (Summer, Fall, Spring)

<u>CIP Code - Degree Program</u>	<u>Bachelor's</u>	<u>Master's</u>	<u>Doctoral</u>	<u>Specialist</u>	<u>JD</u>	<u>MD</u>	<u>Total</u>
College of Human Sciences (continued)							
510913 - Athletic Training	34	0	0	0	0	0	34
511505 - Marriage and the Family	0	0	2	0	0	0	2
513101 - Food & Nutrition	20	9	0	0	0	0	29
513102 - Dietetics	28	0	0	0	0	0	28
College of Law	0	26	0	0	170	0	196
<i>Percent of All University Degrees</i>	0%	0.2%	0%	0%	1.5%	0%	1.7%
220101 - Law	0	0	0	0	170	0	170
220201 - Juris Master	0	15	0	0	0	0	15
220202 - American Law for Foreign Lawyers	0	5	0	0	0	0	5
220205 - Business Law LLM	0	5	0	0	0	0	1
220207 - Environmental Law & Policy	0	1	0	0	0	0	1
College of Medicine	29	13	4	0	0	114	160
<i>Percent of All University Degrees</i>	0.3%	0.1%	0%	0%	0%	1.0%	1.4%
260102 - Biomedical Science	0	13	3	0	0	0	16
261501 - Neuroscience	0	0	1	0	0	0	1
510000 - Health Services	29	0	0	0	0	0	29
511201 - Medicine	0	0	0	0	0	114	114
College of Motion Picture Arts	26	31	0	0	0	0	57
<i>Percent of All University Degrees</i>	0.2%	0.3%	0%	0%	0%	0%	0.5%
500504 - Motion Picture Arts Writing	0	8	0	0	0	0	8
500602 - Motion Picture Arts	26	23	0	0	0	0	49
College of Music	133	98	37	0	0	0	268
<i>Percent of All University Degrees</i>	1.2%	0.9%	0.3%	0%	0%	0%	2.4%
131312 - Music Education	42	23	9	0	0	0	74
500901 - Music (Liberal Arts)	32	5	0	0	0	0	37
500903 - Music Performance	47	39	21	0	0	0	107
500904 - Music Theory & Composition	4	4	2	0	0	0	10
500905 - Musicology	0	7	5	0	0	0	12
501002 - Arts Administration - Music	0	8	0	0	0	0	8
512305 - Music Therapy	8	9	0	0	0	0	17
590908 - Opera Production	0	3	0	0	0	0	3
College of Nursing	113	5	24	0	0	0	142
<i>Percent of All University Degrees</i>	1.0%	0%	0.2%	0%	0%	0%	1.3%
513801 - Nursing	113	5	0	0	0	0	118
513818 - Nursing Practice	0	0	24	0	0	0	24
College of Social Sciences & Public Policy	1,473	204	38	0	0	0	1,715
<i>Percent of All University Degrees</i>	12.9%	1.8%	0.3%	0%	0%	0%	15.0%
030101 - Environment and Society	69	0	0	0	0	0	69
040301 - Urban & Regional Planning	0	22	4	0	0	0	26
050103 - Asian Studies	2	3	0	0	0	0	5
050105 - Russian & East European Studies	0	5	0	0	0	0	5
050134 - Latin American & Carib. Studies	4	0	0	0	0	0	4
050201 - African-American Studies	1	0	0	0	0	0	1
440401 - Public Administration	0	37	2	0	0	0	39
450101 - Social Science	300	0	0	0	0	0	300
450501 - Demography	0	8	0	0	0	0	8
450601 - Economics	270	11	10	0	0	0	291
450602 - Applied Economics	0	27	0	0	0	0	27
450701 - Geography	18	1	3	0	0	0	22
450702 - Geographic Information Science	0	13	0	0	0	0	13
450901 - International Affairs	301	18	0	0	0	0	319
451001 - Political Science	341	26	8	0	0	0	375
451101 - Sociology	167	5	11	0	0	0	183
512201 - Public Health	0	28	0	0	0	0	28
College of Social Work	69	219	1	0	0	0	289
<i>Percent of All University Degrees</i>	0.6%	1.9%	0%	0%	0%	0%	2.5%
440701 - Social Work	69	0	1	0	0	0	70
511503 - Clinical/Medical Social Work	0	219	0	0	0	0	219

Source: Final Student Information Files (SIF) - Summer 2018, Fall 2018 & Spring 2019

Degrees Awarded by College by Year (Summer, Fall, Spring)

	<u>2013-14</u>	<u>2014-15</u>	<u>2015-16</u>	<u>2016-17</u>	<u>2017-18</u>	<u>2018-2019</u>	<u>6 Year Change</u>
University Total	11,032	11,440	11,459	11,491	11,715	11,376	3.1%
Baccalaureate	8,105	8,421	8,626	8,611	8,791	8,460	6.6%
Master's	2,065	2,153	2,064	2,076	2,117	1,962	-5.0%
Specialist	50	49	53	58	53	44	-12.0%
Doctorate	435	444	406	417	448	446	2.5%
Juris Doctorate	262	259	190	213	197	170	-35.1%
Medical Doctorate	115	114	120	116	109	114	-0.9%
College of Applied Studies	69	81	104	105	120	107	55.1%
<i>Percent of All University Degrees</i>	<i>0.6%</i>	<i>0.7%</i>	<i>0.9%</i>	<i>0.0+%</i>	<i>1.0%</i>	<i>1.0%</i>	
Baccalaureate	65	74	97	76	94	87	33.8%
Master's	4	7	7	29	26	29	625.0%
College of Arts & Sciences	2,481	2,744	2,730	2,676	2,846	2,686	8.3%
<i>Percent of All University Degrees</i>	<i>22.5%</i>	<i>24.0%</i>	<i>23.8%</i>	<i>23.3%</i>	<i>24.3%</i>	<i>23.6%</i>	
Baccalaureate	2,063	2,204	2,257	2,203	2,289	2,237	8.4%
Master's	250	349	296	292	367	282	12.8%
Doctorate	168	191	177	181	190	167	-0.6%
College of Business	1,810	1,726	1,862	1,984	2,083	1,985	9.7%
<i>Percent of All University Degrees</i>	<i>16.4%</i>	<i>15.1%</i>	<i>16.2%</i>	<i>17.3%</i>	<i>17.8%</i>	<i>17.4%</i>	
Baccalaureate	1,535	1,456	1,619	1,707	1,761	1,640	6.8%
Master's	256	257	231	268	318	329	28.5%
Doctorate	19	13	12	9	4	16	-15.8%
College of Communication & Information	824	815	786	790	805	715	-13.2%
<i>Percent of All University Degrees</i>	<i>7.5%</i>	<i>7.1%</i>	<i>6.9%</i>	<i>6.9%</i>	<i>6.9%</i>	<i>6.3%</i>	
Baccalaureate	497	533	514	552	552	480	-3.4%
Master's	300	259	253	224	245	224	-25.3%
Specialist	6	5	1	2	2	1	-83.3%
Doctorate	21	18	18	12	6	10	-52.4%
College of Criminology & Criminal Justice	560	609	572	565	600	571	2.0%
<i>Percent of All University Degrees</i>	<i>5.1%</i>	<i>5.3%</i>	<i>5.0%</i>	<i>4.9%</i>	<i>5.1%</i>	<i>5.0%</i>	
Baccalaureate	514	536	509	479	514	496	-3.5%
Master's	40	67	56	83	77	62	55.0%
Doctorate	6	6	7	3	9	13	116.7%
College of Education	706	736	736	690	634	584	-17.3%
<i>Percent of All University Degrees</i>	<i>6.4%</i>	<i>6.4%</i>	<i>6.4%</i>	<i>6.0%</i>	<i>5.4%</i>	<i>5.1%</i>	
Baccalaureate	278	311	306	301	253	252	-9.4%
Master's	333	323	312	283	261	217	-34.8%
Specialist	44	44	52	56	51	43	-2.3%
Doctorate	51	58	66	50	69	72	41.2%
College of Engineering	376	404	490	459	456	537	42.8%
<i>Percent of All University Degrees</i>	<i>3.4%</i>	<i>3.5%</i>	<i>4.3%</i>	<i>4.0%</i>	<i>3.9%</i>	<i>4.7%</i>	
Baccalaureate	281	337	370	363	364	396	40.9%
Master's	72	48	99	69	62	98	36.1%
Doctorate	23	19	21	27	30	43	87.0%
College of Entrepreneurship						201	N/A
<i>Percent of All University Degrees</i>						<i>1.8%</i>	
Baccalaureate						201	N/A
College of Fine Arts	399	400	392	382	354	353	-11.8%
<i>Percent of All University Degrees</i>	<i>3.6%</i>	<i>3.5%</i>	<i>3.4%</i>	<i>3.3%</i>	<i>3.0%</i>	<i>3.1%</i>	
Baccalaureate	301	300	277	277	249	244	-18.9%
Master's	85	95	109	101	91	100	17.6%
Doctorate	13	5	6	4	14	9	-30.8%

Degrees Awarded by College by Year (Summer, Fall, Spring)

	<u>2013-14</u>	<u>2014-15</u>	<u>2015-16</u>	<u>2016-17</u>	<u>2017-18</u>	<u>2018-19</u>	<u>6 Year Change</u>
The Graduate School	1	4	2	5	5	4	300.0%
<i>Percent of All University Degrees</i>	0.0+%	0.0+%	0.0+%	0.0+%	0.0+%	0.0+%	
Master's	1	2	2	2	0	1	0.0%
Doctorate	0	2	0	3	5	3	N/A
School of Hospitality				14	69	174	N/A
<i>Percent of All University Degrees</i>				0.1%	0.6%	1.5%	
Baccalaureate				14	69	174	N/A
College of Human Sciences	777	758	781	783	784	623	-19.8%
<i>Percent of All University Degrees</i>	7.0%	7.5%	6.8%	7.0%	6.7%	5.5%	
Baccalaureate	705	790	737	734	733	590	-16.3%
Master's	57	54	38	33	40	24	-57.9%
Doctorate	15	14	6	16	11	9	-40.0%
College of Law	274	275	203	230	216	196	-28.5%
<i>Percent of All University Degrees</i>	2.5%	2.4%	1.8%	2.0%	1.8%	1.7%	
Master's	12	16	13	17	19	26	116.7%
Juris Doctorate	262	259	190	213	197	170	-35.1%
College of Medicine	135	134	140	134	128	160	18.5%
<i>Percent of All University Degrees</i>	1.2%	1.2%	1.2%	1.2%	1.1%	1.4%	
Baccalaureate						29	N/A
Master's	13	14	12	13	10	13	0.0%
Doctorate	7	6	8	5	4	4	-42.9%
Medical Doctorate	115	114	120	116	109	114	-0.9%
College of Motion Picture Arts	55	70	70	50	57	57	3.6%
<i>Percent of All University Degrees</i>	0.5%	0.6%	0.6%	0.4%	0.5%	0.5%	
Baccalaureate	31	44	45	26	28	26	-16.1%
Master's	24	26	25	24	29	31	29.2%
College of Music	290	294	312	298	276	268	-7.6%
<i>Percent of All University Degrees</i>	2.6%	2.6%	2.7%	3.0%	2.4%	2.4%	
Baccalaureate	144	140	156	158	158	133	-7.6%
Master's	102	104	120	94	94	98	-3.9%
Doctorate	44	50	36	46	46	37	-15.9%
College of Nursing	121	141	136	136	136	142	17.4%
<i>Percent of All University Degrees</i>	1.1%	1.2%	1.2%	1.2%	1.3%	1.2%	
Baccalaureate	85	114	110	104	140	113	32.9%
Master's	10	7	6	13	55	5	-50.0%
Doctorate	26	20	20	19	81	24	-7.7%
College of Social Sciences & Public Policy	1,783	1,753	1,797	1,813	1,812	1,715	-3.8%
<i>Percent of All University Degrees</i>	16.2%	15.3%	15.7%	15.8%	15.5%	15.1%	
Baccalaureate	1,477	1,439	1,507	1,513	1,526	1,473	-0.3%
Master's	268	275	265	261	264	204	-23.9%
Doctorate	38	39	25	39	22	38	0.0%
College of Social Work	371	396	346	377	317	289	-22.1%
<i>Percent of All University Degrees</i>	3.4%	3.5%	3.0%	3.3%	2.7%	2.5%	
Baccalaureate	129	143	122	104	99	69	-46.5%
Master's	238	250	220	270	215	219	-8.0%
Doctorate	4	3	4	3	3	1	-75.0%

Source: Final Student Instruction Files (SIF)

Online Resource: The degrees awarded reports can be accessed online at <http://ir.fsu.edu/degreesawarded.aspx>

Enrollment History: Headcount by Level

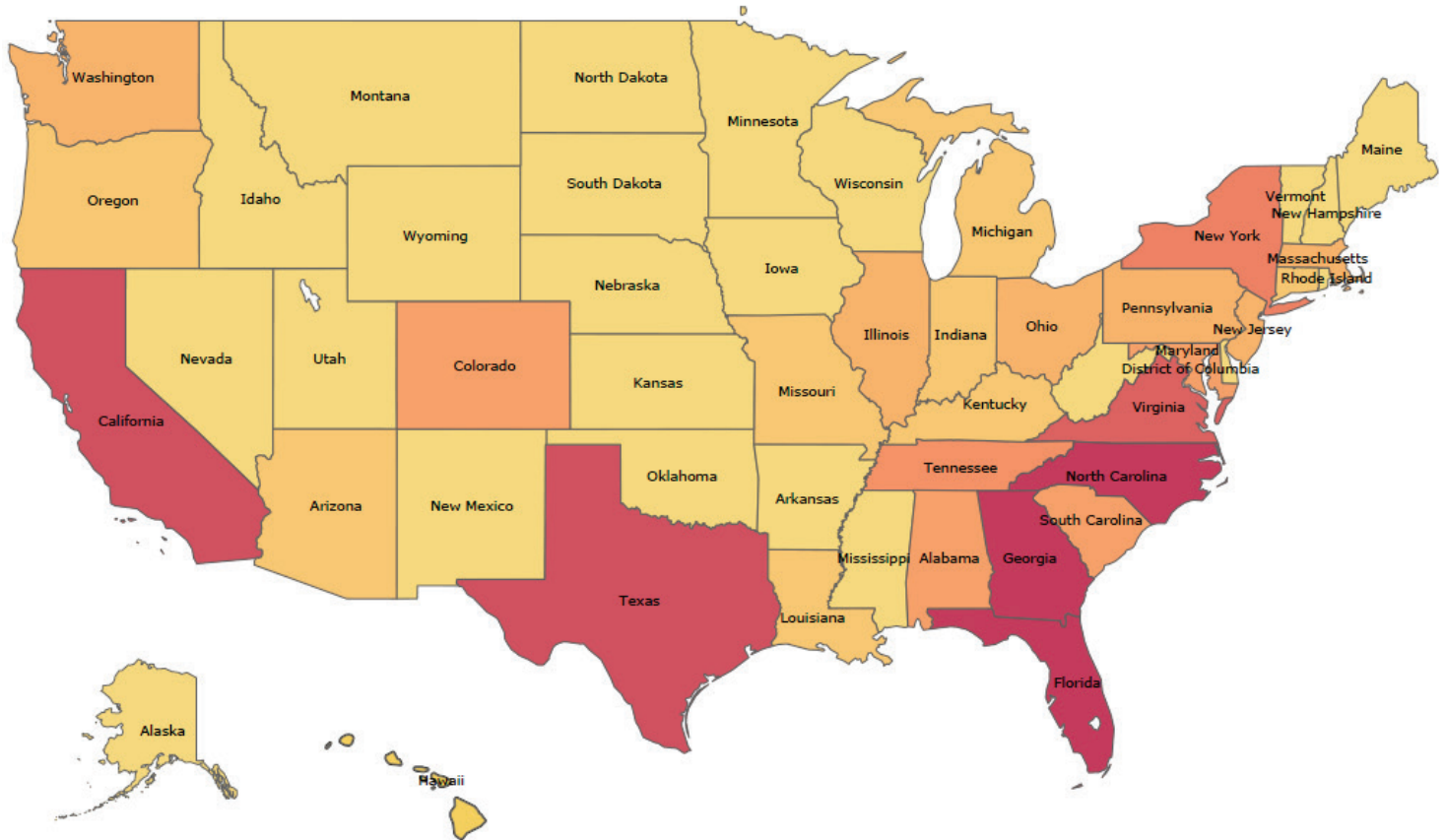
Fall Terms Since 1905

<u>Year</u>	<u>Undergraduate</u>	<u>Graduate</u>	<u>Other</u>	<u>Total</u>	<u>Year</u>	<u>Undergraduate</u>	<u>Graduate</u>	<u>Other</u>	<u>Total</u>
1905	60	0	144	204	1963	9,020	1,669	372	11,061
1906	54	0	166	220	1964	9,760	2,008	367	12,135
1907	53	6	181	240	1965	10,576	2,177	447	13,200
1908	64	5	188	257	1966	11,395	2,558	366	14,319
1909	64	0	209	273	1967	11,817	3,167	218	15,202
1910	86	2	192	280	1968	12,443	3,611	249	16,303
1911	131	1	183	315	1969	13,054	3,679	287	17,020
1912	146	5	227	378	1970	12,863	3,813	316	16,992
1913	114	12	264	390	1971	13,729	3,905	733	18,367
1914	110	7	268	385	1972	14,367	4,009	784	19,160
1915	143	6	402	551	1973	14,935	3,940	1,515	20,390
1916	159	3	457	619	1974	15,314	4,123	1,600	21,037
1917	236	1	322	559	1975	15,685	4,171	1,808	21,664
1918	321	1	276	598	1976	15,859	4,101	1,644	21,604
1919	367	2	293	662	1977	15,350	4,137	1,412	20,899
1920	357	1	307	665	1978	15,182	4,241	1,628	21,051
1921	419	1	225	645	1979	15,593	4,151	1,717	21,461
1922	694	7	76	777	1980	16,653	4,314	1,457	22,424
1923	873	0	91	964	1981	16,972	4,286	1,105	22,363
1924	1,108	0	100	1,208	1982	16,554	4,222	1,244	22,020
1925	1,296	3	98	1,397	1983	15,871	4,071	1,123	21,065
1926	1,272	5	84	1,361	1984	16,035	4,105	1,180	21,320
1927	1,418	3	13	1,434	1985	16,151	4,191	1,416	21,758
1928	1,563	12	19	1,594	1986	17,071	4,319	1,748	23,138
1929	1,603	10	29	1,642	1987	18,062	4,352	1,577	23,991
1930	1,709	10	68	1,787	1988	19,851	4,759	1,415	26,025
1931	1,697	10	66	1,773	1989	21,300	5,182	1,595	28,077
1932	1,740	18	34	1,792	1990	21,341	5,424	1,562	28,327
1933	1,510	13	37	1,560	1991	21,300	5,512	1,795	28,607
1934	1,574	16	37	1,627	1992	21,116	5,758	1,638	28,512
1935	1,670	13	58	1,741	1993	21,318	5,715	1,636	28,669
1936	1,759	14	50	1,823	1994	22,202	5,649	1,779	29,630
1937	1,780	20	50	1,850	1995	22,554	5,856	1,858	30,268
1938	1,784	30	56	1,870	1996	22,408	5,929	1,927	30,264
1939	1,958	30	56	2,044	1997	22,850	5,903	1,766	30,519
1940	1,946	27	56	2,029	1998	23,875	5,685	1,633	31,193
1941	1,956	32	46	2,034	1999	25,146	6,215	1,966	33,327
1942	1,841	21	69	1,931	2000	26,422	6,367	1,688	34,477
1943	1,999	16	64	2,079	2001	27,125	6,317	2,020	35,462
1944	2,177	20	68	2,265	2002	28,740	6,605	1,338	36,683
1945	2,501	16	65	2,582	2003	29,297	6,851	1,180	37,328
1946	2,528	19	36	2,583	2004	30,015	7,456	1,415	38,886
1947*	3,870	104	41	4,015	2005	30,418	7,926	1,308	39,652
1948	4,738	305	100	5,143	2006	31,058	8,174	1,242	40,474
1949	5,014	515	80	5,609	2007	31,508	8,529	1,028	41,065
1950	4,537	779	165	5,481	2008	29,644	8,370	1,122	39,136
1951	4,532	778	166	5,476	2009	30,457	8,557	1,241	40,255
1952	3,825	874	150	4,849	2010	31,005	8,511	1,322	40,838
1953	3,899	847	282	5,028	2011	31,851	8,486	1,373	41,710
1954	4,578	819	253	5,650	2012	31,943	8,155	1,203	41,301
1955	5,304	819	292	6,415	2013	32,276	8,035	1,166	41,477
1956	5,838	861	283	6,982	2014	32,621	7,972	1,180	41,773
1957	6,037	888	278	7,203	2015	32,459	7,819	1,195	41,473
1958	6,195	1,080	240	7,515	2016	32,669	7,929	1,269	41,867
1959	6,714	1,194	271	8,179	2017	32,812	7,863	1,225	41,900
1960	7,365	1,335	319	9,019	2018	32,423	8,058	1,236	41,717
1961	7,985	1,432	418	9,835	2019	33,000	8,714	1,162	42,876
1962	8,466	1,577	348	10,391					

*FSU returned to a co-educational institution in 1947 after having been a women's college since 1905.

Source: Office of Institutional Research Internal Files (taken from FSCW catalogues and FSU Fact Books)

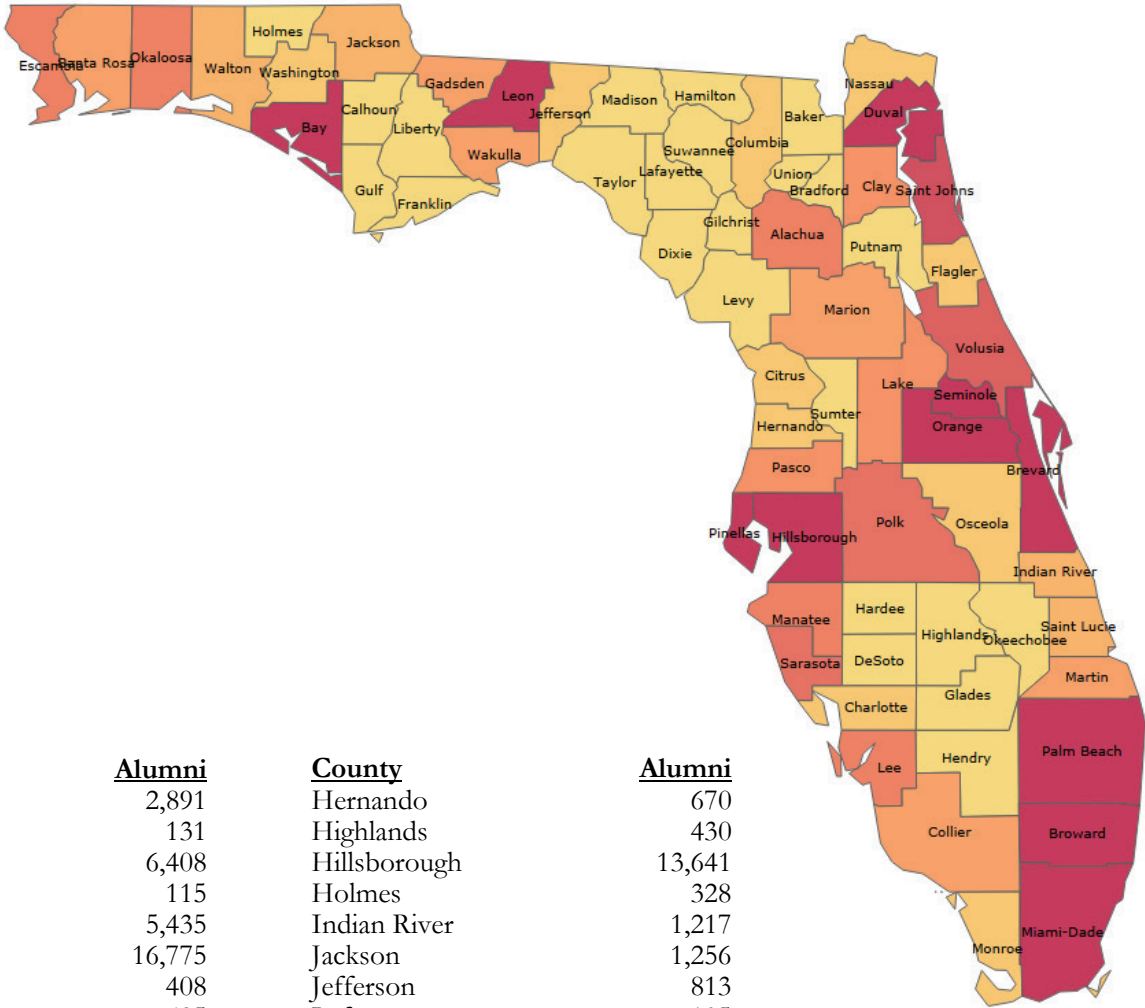
Residence of Alumni by State



<u>State</u>	<u>Alumni</u>	<u>State</u>	<u>Alumni</u>	<u>State</u>	<u>Alumni</u>
Alabama	3,941	Maryland	3,525	South Carolina	3,773
Alaska	268	Massachusetts	2,090	South Dakota	108
Arizona	1,787	Michigan	1,501	Tennessee	4,399
Arkansas	636	Minnesota	877	Texas	8,800
California	8,957	Mississippi	965	Utah	590
Colorado	3,904	Missouri	1,195	Vermont	236
Connecticut	1,138	Montana	260	Virginia	7,381
Delaware	288	Nebraska	294	Washington	2,327
District of Columbia	1,059	Nevada	745	West Virginia	332
Florida	217,316	New Hampshire	432	Wisconsin	865
Georgia	21,398	New Jersey	2,398	Wyoming	141
Hawaii	406	New Mexico	574	Military APO/FPO/DPO	560
Idaho	282	New York	5,557	Guam	10
Illinois	2,990	North Carolina	9,503	Puerto Rico	202
Indiana	1,184	North Dakota	109	U.S. Virgin Islands	63
Iowa	374	Ohio	2,227	Foreign	1,656
Kansas	558	Oklahoma	579	State/Country Unknown	24,025
Kentucky	1,182	Oregon	1,209	Deceased	<u>28,774</u>
Louisiana	1,532	Pennsylvania	2,718	Total - All Alumni	390,884
Maine	383	Rhode Island	303		

Source: Florida State University Alumni Association – February 2020

Residence of Alumni by Florida County



<u>County</u>	<u>Alumni</u>	<u>County</u>	<u>Alumni</u>	<u>County</u>	<u>Alumni</u>
Alachua	2,891	Hernando	670	Polk	3,488
Baker	131	Highlands	430	Putnam	342
Bay	6,408	Hillsborough	13,641	St. Johns	4,677
Bradford	115	Holmes	328	St. Lucie	1,269
Brevard	5,435	Indian River	1,217	Santa Rosa	1,843
Broward	16,775	Jackson	1,256	Sarasota	3,450
Calhoun	408	Jefferson	813	Seminole	5,646
Charlotte	635	Lafayette	105	Sumter	428
Citrus	655	Lake	2,202	Suwannee	451
Clay	2,188	Lee	3,220	Taylor	485
Collier	1,853	Leon	41,683	Union	54
Columbia	622	Levy	188	Volusia	3,895
Miami-Dade	13,839	Liberty	272	Wakulla	1,763
De Soto	74	Madison	360	Walton	1,153
Dixie	72	Manatee	2,895	Washington	560
Duval	11,816	Marion	1,936	Florida – County Unknown	5,085
Escambia	3,107	Martin	1,798	Total - Fla Residents	217,316
Flagler	571	Monroe	722		
Franklin	324	Nassau	788		
Gadsden	1,834	Okaloosa	2,849		
Gilchrist	118	Okeechobee	120		
Glades	24	Orange	11,989		
Gulf	375	Osceola	994		
Hamilton	86	Palm Beach	13,216		
Hardee	94	Pasco	2,739		
Hendry	96	Pinellas	10,445		

Source: Florida State University Alumni Association – February 2020

Panama City Campus Student Headcount Enrollment, Fall Semesters

The Panama City Campus of Florida State University began operations in 1967 when three universities started offering courses to area students. The University of West Florida was assigned to administer the campus in 1971, and that administrative responsibility was transferred to Florida State University in July, 1982. The Bay County Commission donated a 26 acre waterfront site for constructing new campus facilities to replace buildings loaned by the Bay County School Board and Gulf Coast Community College. Construction of the new campus facilities began in 1983, and the new buildings were ready for use during the 1987 spring semester. The Holley Academic Center opened in spring 2009 and includes 10 teaching laboratories.

The College of Applied Studies makes its home at the FSU-Panama City campus. The College was established to enable Florida State University Panama City to respond to the educational needs of the citizens of Northwest Florida and beyond.

Students enrolled at the Panama City campus are served by over 45 full-time faculty, plus additional faculty who travel from the Tallahassee campus <https://pc.fsu.edu/Faculty-Staff>.

Student Headcount Enrollment

College / Department	FALL 2017				FALL 2018				FALL 2019			
	<u>L</u>	<u>U</u>	<u>G</u>	Total	<u>L</u>	<u>U</u>	<u>G</u>	Total	<u>L</u>	<u>U</u>	<u>G</u>	Total
Applied Studies	5	217	81	303	16	198	85	299	14	191	111	316
<i>Percent of Panama City Headcount</i>	9.6%	29.6%	64.3%	32.2%	15.4%	28.4%	63.0%	30.8%	18.2%	29.8%	61.0%	34.1%
Nurse Anesthesia	0	0	66	66	0	0	67	67	0	0	70	70
Professional Communication	3	86	15	104	4	82	11	97	2	71	11	84
Public Safety & Security	2	90	0	92	7	85	7	99	11	86	30	127
Recreation, Tourism & Events	0	41	0	41	5	31	0	35	1	34	0	35
Arts & Sciences	23	252	37	312	23	237	31	291	15	201	32	248
<i>Percent of Panama City Headcount</i>	44.2%	34.4%	29.4%	33.2%	22.1%	34.0%	23.0%	30.0%	19.5%	31.4%	17.6%	26.8%
Biological Science	1	0	0	1	0	0	0	0	0	0	0	0
Computer Science	17	199	0	216	11	188	0	199	5	148	0	153
Psychology	5	53	37	95	12	49	31	92	10	53	32	95
Business	6	79	0	85	3	75	0	78	9	64	0	73
<i>Percent of Panama City Headcount</i>	11.5%	10.8%	0.0%	9.0%	2.9%	10.8%	0.0%	8.0%	11.7%	10.0%	0.0%	7.8%
Accounting	3	34	0	37	0	25	0	25	4	20	0	24
Business Administration	1	44	0	45	3	50	0	53	5	44	0	49
Finance	1	1	0	2	0	0	0	0	0	0	0	0
Management	1	0	0	1	0	0	0	0	0	0	0	0
Education	1	33	0	34	4	15	0	19	6	22	3	31
<i>Percent of Panama City Headcount</i>	1.9%	4.5%	0.0%	3.6%	3.8%	2.2%	0.0%	2.0%	7.8%	3.4%	1.6%	3.3%
School of Teacher Education	1	33	0	34	4	15	0	19	6	22	3	31
Engineering	8	80	3	91	6	94	18	118	13	91	28	132
<i>Percent of Panama City Headcount</i>	15.4%	10.9%	2.4%	9.7%	5.8%	13.5%	13.3%	12.2%	16.9%	14.2%	15.4%	14.3%
Civil & Environmental Engineering	2	38	0	40	0	40	0	40	4	30	0	34
Industrial & Manufacturing Eng.	0	0	0	0	0	0	11	11	0	0	24	24
Electrical & Computer Engineering	5	42	3	50	4	45	7	56	3	43	4	50
Mechanical Engineering	1	0	0	1	2	9	0	11	6	18	0	24
Entrepreneurship	0	4	0	4	4	10	0	14	1	11	0	12
<i>Percent of Panama City Headcount</i>	0.0%	0.5%	0.0%	0.4%	3.8%	1.4%	0.0%	1.4%	1.3%	1.7%	0.0%	1.3%
Fine Arts	0	0	0	0	1	0	0	1	0	0	0	0
<i>Percent of Panama City Headcount</i>	0.0%	0.0%	0.0%	0.0%	1.0%	0.0%	0.0%	0.1%	0.0%	0.0%	0.0%	0.0%
Theatre	0	0	0	0	1	0	0	1	0	0	0	0
Hospitality	1	2	0	3	0	4	0	4	0	11	0	11
<i>Percent of Panama City Headcount</i>	1.9%	0.3%	0.0%	0.3%	0.0%	0.6%	0.0%	0.4%	0.0%	1.7%	0.0%	1.2%
Nursing	2	0	0	2	0	0	0	0	0	0	0	0
<i>Percent of Panama City Headcount</i>	3.8%	0.0%	0.0%	0.2%	0.0%	0.0%	0.0%	0.0%	0.0%	0.0%	0.0%	0.0%
Social Sciences & Public Policy	0	48	0	48	2	41	0	43	1	31	0	32
<i>Percent of Panama City Headcount</i>	0.0%	6.5%	0.0%	5.1%	1.9%	5.9%	0.0%	4.4%	1.3%	4.8%	0.0%	3.5%
Social Science	0	48	0	48	2	41	0	43	1	31	0	32
Social Work	0	17	5	22	4	21	1	26	0	18	8	26
<i>Percent of Panama City Headcount</i>	0.0%	2.3%	4.0%	2.3%	3.8%	3.0%	0.7%	2.7%	0.0%	2.8%	4.4%	2.8%
Undecided	6	1	0	7	41	2	0	43	18	0	0	18
<i>Percent of Panama City Headcount</i>	11.5%	0.1%	0.0%	0.7%	39.4%	0.3%	0.0%	4.4%	23.4%	0.0%	0.0%	1.9%
Total Degree Seeking	52	733	126	911	104	697	135	936	77	640	182	899
<i>Percent of Panama City Headcount</i>	100.0%	100.0%	100.0%	96.9%	100.0%	100.0%	100.0%	96.4%	100.0%	100.0%	100.0%	97.1%
Non-degree seeking	0	0	0	29	0	0	0	35	0	0	0	27
<i>Percent of Panama City Headcount</i>	0.0%	0.0%	0.0%	3.1%	0.0%	0.0%	0.0%	3.6%	0.0%	0.0%	0.0%	2.9%
PANAMA CITY TOTALS	52	733	126	940	104	697	135	971	77	640	182	926

KEY: L—Undergraduate Lower; U—Undergraduate Upper; G—Graduate; NFA—Not Formally Admitted. Totals include non-degree seeking.

Panama City Campus Student Headcount Enrollment, Fall Semesters

Origin of Students											
<u>Nation</u>	<u>Fall 2017</u>	<u>Fall 2018</u>	<u>Fall 2019</u>	<u>State</u>	<u>Fall 2017</u>	<u>Fall 2018</u>	<u>Fall 2019</u>	<u>Florida County</u>	<u>Fall 2017</u>	<u>Fall 2018</u>	<u>Fall 2019</u>
Argentina	0	0	1	Alabama	20	14	19	Alachua	4	8	6
Armenia	1	0	0	Alaska	1	0	0	Baker	1	0	0
Bangladesh	0	1	1	Arkansas	0	1	2	Bay	426	453	427
Brazil	2	1	2	Arizona	5	3	2	Brevard	15	14	10
Canada	0	1	1	California	4	5	2	Broward	17	17	14
Chile	0	1	1	Colorado	0	3	6	Calhoun	7	12	9
China	0	0	1	Connecticut	0	2	2	Charlotte	0	1	2
Colombia	1	1	0	DC	1	0	0	Citrus	2	2	2
Costa Rica	1	0	0	Florida	836	865	817	Clay	1	4	1
Cuba	1	1	0	Georgia	19	23	21	Collier	1	1	2
Czech Republic	1	1	0	Hawaii	0	1	2	Columbia	0	0	1
Ecuador	1	1	0	Idaho	2	2	3	Miami-Dade	15	20	11
Egypt	0	0	1	Illinois	2	1	1	Duval	19	22	15
Estonia	1	0	0	Indiana	1	1	1	Escambia	7	7	7
Great Britain	0	1	0	Kansas	1	0	0	Flagler	3	2	2
Honduras	0	0	1	Kentucky	1	3	3	Franklin	8	6	5
India	2	5	3	Louisiana	2	2	5	Gadsden	3	5	4
Jordan	0	0	1	Maryland	0	0	2	Gulf	11	14	10
Kazakhstan	2	2	1	Michigan	2	0	0	Hendry	0	1	0
Lithuania	0	1	0	Minnesota	1	0	0	Hernando	3	2	1
Mexico	0	0	1	Mississippi	1	1	0	Highlands	1	0	0
Moldova	0	2	2	Missouri	1	1	2	Hillsborough	22	25	21
New Zealand	0	0	0	Nevada	0	0	1	Holmes	8	7	13
Panama	0	1	1	New Jersey	1	1	1	Indian River	1	1	2
Philippines	1	3	2	New Mexico	1	1	0	Jackson	8	15	16
Puerto Rico	2	0	0	New York	6	8	7	Jefferson	0	1	1
Russia	1	1	1	North Carolina	3	2	1	Lake	3	0	0
Thailand	0	1	1	Ohio	2	1	0	Lee	3	6	6
Turkey	0	1	1	Oklahoma	0	1	1	Leon	46	43	51
Ukraine	2	2	1	Pennsylvania	1	0	2	Liberty	4	0	2
USA	920	941	896	South Carolina	5	1	2	Manatee	4	5	6
Uruguay	0	0	1	Tennessee	3	4	2	Marion	4	2	2
Uzbekistan	0	0	2	Texas	7	6	6	Martin	1	3	2
Venezuela	0	1	2	Utah	2	1	0	Monroe	1	0	0
Vietnam	1	1	1	Virginia	3	6	2	Nassau	2	0	2
Total	940	971	926	Washington	2	2	2	Okaloosa	39	30	32
				Wisconsin	1	1	0	Orange	17	15	17
				Wyoming	1	1	0	Osceola	1	0	0
				Non-USA	<u>2</u>	<u>7</u>	<u>9</u>	Palm Beach	9	10	6
				Total	940	971	926	Pasco	6	5	4
								Pinellas	11	15	14
								Polk	8	6	7
								Putnam	1	0	0
								Santa Rosa	7	9	8
								Sarasota	2	1	2
								Seminole	5	11	6
								St. Johns	3	0	3
								St. Lucie	2	3	2
								Sumter	1	1	0
								Suwannee	1	0	0
								Taylor	0	1	1
								Volusia	5	6	3
								Wakulla	3	2	0
								Walton	30	27	39
								Washington	34	25	21
								Non-Florida	102	98	99
								Non-USA	<u>2</u>	<u>7</u>	<u>9</u>
								Total	940	971	926

Source: Fall Preliminary Student Instruction Files (SIFP)

Panama City Campus Student Headcount Enrollment, Fall Semesters

By College	<u>2015</u>		<u>2016</u>		<u>2017</u>		<u>2018</u>		<u>2019</u>	
Applied Studies	287	29.5%	304	31.9%	303	32.2%	299	30.8%	316	34.1%
Arts & Sciences	301	31.0%	300	31.4%	312	33.2%	291	30.0%	248	26.8%
Business	100	10.3%	89	9.3%	85	9.0%	78	8.0%	73	7.9%
Education	61	6.3%	46	4.8%	34	3.6%	19	2.0%	31	3.3%
Engineering	97	10.0%	89	9.3%	91	9.7%	118	12.2%	132	14.3%
Entrepreneurship	0	0.0%	0	0.0%	4	0.4%	14	1.4%	12	1.3%
Fine Arts	0	0.0%	0	0.0%	0	0.0%	1	0.1%	0	0.0%
Hospitality	0	0.0%	0	0.0%	3	0.3%	4	0.4%	11	1.2%
Nursing	0	0.0%	0	0.0%	2	0.2%	0	0.0%	0	0.0%
Social Sci. and Public Policy	37	3.8%	39	4.1%	48	5.1%	43	4.4%	32	3.5%
Social Work	42	4.3%	32	3.4%	22	2.3%	26	2.7%	26	2.8%
Special/Undecided	<u>47</u>	<u>4.8%</u>	<u>55</u>	<u>5.8%</u>	<u>36</u>	<u>3.8%</u>	<u>78</u>	<u>8.0%</u>	<u>45</u>	<u>4.8%</u>
Total	972	100.0%	954	100.0%	940	100.0%	971	100.0%	926	100.0%

By Gender	<u>2015</u>		<u>2016</u>		<u>2017</u>		<u>2018</u>		<u>2019</u>	
Female	502	51.6%	492	51.6%	478	50.9%	491	50.6%	479	51.7%
Male	<u>470</u>	<u>48.4%</u>	<u>462</u>	<u>48.4%</u>	<u>462</u>	<u>49.1%</u>	<u>480</u>	<u>49.4%</u>	<u>447</u>	<u>48.3%</u>
Total	972	100.0%	954	100.0%	940	100.0%	971	100.0%	926	100.0%

By Level	<u>2015</u>		<u>2016</u>		<u>2017</u>		<u>2018</u>		<u>2019</u>	
Freshman	22	2.3%	14	1.5%	28	3.0%	69	7.1%	41	4.4%
Sophomore	25	2.6%	28	2.9%	24	2.6%	35	3.6%	36	3.9%
Junior	226	23.3%	232	24.3%	258	27.4%	246	25.3%	256	27.6%
Senior	542	55.8%	501	52.5%	475	50.5%	451	46.4%	384	41.5%
Graduate	114	11.7%	134	14.0%	126	13.4%	135	13.9%	182	19.7%
Unclassified	<u>43</u>	<u>4.4%</u>	<u>45</u>	<u>4.7%</u>	<u>29</u>	<u>3.1%</u>	<u>35</u>	<u>3.6%</u>	<u>27</u>	<u>2.9%</u>
Total	972	100.0%	954	100.0%	940	100.0%	971	100.0%	926	100.0%

By Ethnicity	<u>2015</u>		<u>2016</u>		<u>2017</u>		<u>2018</u>		<u>2019</u>	
Non-Resident Alien	0	0.0%	2	0.2%	1	0.1%	8	0.8%	9	1.0%
Hispanic	90	9.3%	91	9.5%	100	10.5%	110	11.3%	118	12.7%
American Indian	4	0.4%	7	0.7%	10	1.1%	8	0.8%	1	0.1%
Asian	23	2.4%	26	2.7%	23	2.4%	26	2.7%	28	3.0%
Black	75	7.7%	69	7.2%	64	6.8%	63	6.5%	57	6.2%
Native Hawaiian	3	0.3%	5	0.5%	4	0.4%	3	0.3%	5	0.5%
White	732	75.3%	709	74.3%	686	73.0%	708	72.9%	658	71.1%
Two or More Races	29	3.0%	30	3.1%	38	4.0%	37	3.8%	40	4.3%
Not Reported	<u>16</u>	<u>1.6%</u>	<u>15</u>	<u>1.6%</u>	<u>14</u>	<u>1.5%</u>	<u>8</u>	<u>0.8%</u>	<u>10</u>	<u>1.1%</u>
Total	972	100.0%	954	100.0%	940	100.0%	971	100.0%	926	100.0%

Enrollment by Age - Fall 2019

	Headcount Enrollment				Percentage			
	<u>Undergraduate</u>	<u>Graduate</u>	<u>Other</u>	<u>Total</u>	<u>Undergraduate</u>	<u>Graduate</u>	<u>Other</u>	<u>Total</u>
20 and below	142	1	5	148	19.8%	0.5%	18.5%	16.0%
21-22	170	16	2	188	23.7%	8.8%	7.4%	20.3%
23-25	108	39	5	152	15.1%	21.4%	18.5%	16.4%
26-30	96	56	5	157	13.4%	30.8%	18.5%	17.0%
31-40	125	47	4	176	17.4%	25.8%	14.8%	19.0%
41 and above	<u>76</u>	<u>23</u>	<u>6</u>	<u>105</u>	<u>10.6%</u>	<u>12.6%</u>	<u>22.2%</u>	<u>11.3%</u>
Total	717	182	27	926	100.0%	100.0%	100.0%	100.0%

Note: All Panama City Campus data on these pages are extracted from the total campus figures used throughout this Fact Book. Administrative Campus Code of the student was used to identify Panama City Campus students. Previous reporting identified the campus based on the campus code of the class.

Online resource: The FSU-Panama City campus website can be accessed online at: <http://www.pc.fsu.edu/>

Distance Learning Course Enrollment and Student Credit Hours

Enrollment in Web-based Distance Learning Course Sections by CIP Classification

CIP Classification	Academic Year 2017-18				Academic Year 2018-19			
	Undergraduate	Graduate	Total	Percent	Undergraduate	Graduate	Total	Percent
03 - Natural Resources & Conservation	696	0	696	1.0%	0	0	898	1.2%
04 - Architecture and Related Services	350	28	378	0.5%	414	0	414	0.5%
05 - Ethnic, Cultural, and Group Studies	0	5	5	0.0%	31	0	31	0.0%
09 - Mass Communication	2,723	140	2,863	4.1%	3,051	243	3,294	4.2%
10 - Communications Technologies	536	0	536	0.8%	0	0	0	0.0%
11 - Computer & Information Studies	1,965	0	1,965	2.8%	3,101	175	3,276	4.2%
13 - Education	1,700	1,873	3,573	5.1%	1,777	1,703	3,480	4.5%
14 - Engineering	0	16	16	0.0%	1	28	29	0.0%
16 - Foreign Languages	910	0	910	1.3%	967	0	967	1.2%
19 - Home Economics/Human Sciences	3,205	0	3,205	4.6%	4,031	0	4,031	5.2%
22 - Legal Professions and Studies	0	266	266	0.4%	0	910	910	1.2%
23 - Letters	403	0	403	0.6%	995	0	995	1.3%
24 - Liberal/General Studies	1,136	0	1,136	1.6%	1,778	0	1,778	2.3%
25 - Library & Information Studies	213	1,500	1,713	2.4%	118	1,508	1,626	2.1%
26 - Biological/Life Sciences	59	0	59	0.1%	0	0	0	0.0%
27 - Mathematics	805	63	868	1.2%	979	106	1,085	1.4%
30 - Multi/Interdisciplinary Science	150	0	150	0.2%	189	0	189	0.2%
31 - Parks, Recreation, Leisure & Fitness	840	27	867	1.2%	1,036	22	1,058	1.4%
38 - Philosophy and Religious Studies	311	0	311	0.4%	405	0	405	0.5%
40 - Physical Sciences	1,617	0	1,617	2.3%	1,271	0	1,271	1.6%
42 - Psychology	974	50	1,024	1.5%	1,024	86	1,110	1.4%
43 - Protective Services	2,986	682	3,668	5.2%	3,298	776	4,074	5.2%
44 - Public Affairs	2,642	1,381	4,023	5.7%	2,944	1,175	4,119	5.3%
45 - Social Sciences	7,644	52	7,696	11.0%	7,452	72	7,524	9.7%
50 - Visual & Performing Arts	4,277	0	4,277	6.1%	4,309	9	4,318	5.5%
51 - Health Professions & Related Sci.	843	2,043	2,886	4.1%	766	3,047	3,813	4.9%
52 - Business and Management	22,415	1,916	24,331	34.7%	24,500	1,961	26,461	34.0%
54 - History	577	0	577	0.8%	655	0	655	0.8%
Total	59,977	10,042	70,019	100.0%	65,990	11,821	77,811	100.0%

Note: Due to duplicated counts, class section enrollment will differ from headcount enrollment

Student Credit Hour Production in Web-based Distance Learning Course Sections

Academic Year	Fundable	Undergraduate Level			Fundable	Graduate Level		
		Non-Fund.	Total	Percent		Non-Fund.	Total	Percent
Summer 2015	20,624	3,686	24,310	19.7%	5,055	2,192	7,247	28.6%
Fall 2015	40,144	7,242	47,386	38.4%	5,773	2,351	8,124	32.0%
Spring 2016	<u>43,372</u>	<u>8,265</u>	<u>51,637</u>	<u>41.9%</u>	<u>7,115</u>	<u>2,872</u>	<u>9,987</u>	<u>39.4%</u>
Total 2015-16	104,140	19,193	123,333	100.0%	17,943	7,415	25,358	100.0%
Summer 2016	28,970	4,715	33,685	21.3%	6,126	2,472	8,598	29.7%
Fall 2016	49,692	8,904	58,596	37.0%	7,015	2,912	9,927	34.3%
Spring 2017	<u>55,615</u>	<u>10,477</u>	<u>66,092</u>	<u>41.7%</u>	<u>7,804</u>	<u>2,640</u>	<u>10,444</u>	<u>36.1%</u>
Total 2016-17	134,277	24,096	158,873	100.0%	20,945	8,024	28,969	100.0%
Summer 2017	29,077	6,452	35,529	20.3%	6,644	2,443	9,087	29.9%
Fall 2017	54,192	12,467	66,659	38.0%	7,229	2,964	10,193	33.5%
Spring 2018	<u>60,401</u>	<u>12,752</u>	<u>73,153</u>	<u>41.7%</u>	<u>7,916</u>	<u>3,238</u>	<u>11,154</u>	<u>36.6%</u>
Total 2017-18	143,670	31,671	175,341	100.0%	21,789	8,645	30,434	100.0%
Summer 2018	30,850	7,890	38,740	20.2%	7,679	2,754	10,433	29.2%
Fall 2018	58,795	13,609	72,404	37.7%	8,639	3,250	11,889	33.2%
Spring 2019	<u>67,377</u>	<u>13,324</u>	<u>80,701</u>	<u>42.1%</u>	<u>9,721</u>	<u>3,732</u>	<u>13,453</u>	<u>37.6%</u>
Total 2018-19	157,022	34,823	191,845	100.0%	26,039	9,736	35,775	100.0%

*Includes all distance learning courses based on course technology indicator (primarily online).

Enrollment by Location (Campus, Site, International Location)

Headcount of Students by Course Location – 2019-20

	Undergraduate			Graduate			Unclassified			Total		
	Summer	Fall	Spring	Summer	Fall	Spring	Summer	Fall	Spring	Summer	Fall	Spring
Campuses:												
Main Campus - Tallahassee* Leon County	16,791	31,786	30,575	5,628	8,444	8,226	591	801	666	23,010	41,031	39,467
Panama City, Florida Campus	524	744	779	112	202	167	20	31	42	656	977	988
Republic of Panama Campus	164	136	154	11	15	11	267	268	258	442	419	423
Sites in Florida:												
Sarasota, Florida	0	0	0	0	53	37	0	0	0	0	53	37
St. Petersburg, Florida	2	6	5	0	0	1	0	0	0	2	6	6
Sites Outside Florida:												
New York, New York	0	15	0	0	0	0	0	1	0	0	16	0
Taos, New Mexico	7	0	0	0	0	0	4	0	0	11	0	0
International Programs:												
Bali, Indonesia	16	0	0	0	0	0	0	0	0	16	0	0
Cetamura, Italy	7	0	0	0	0	0	1	0	0	8	0	0
Chiriqui, Panama	10	0	0	0	0	0	0	0	0	10	0	0
Dublin, Ireland	1	0	0	0	0	0	0	0	0	1	0	0
Dubrovnik, Croatia	3	0	0	6	0	0	0	0	0	9	0	0
Florence, Italy	231	77	88	0	0	5	29	5	6	260	82	99
Leysin, Switzerland	27	0	0	0	0	0	3	0	0	30	0	0
London, England	217	95	48	64	0	8	33	40	29	314	135	85
Moscow, Russia	20	0	0	0	0	0	0	0	0	20	0	0
Oxford, England (Law)	0	0	0	31	0	0	3	0	0	34	0	0
Paris, France	30	0	0	0	0	0	0	0	0	30	0	0
Prague, Czech. Republic	28	0	0	0	0	0	0	0	0	28	0	0
San Jose, Costa Rica	12	0	0	0	0	0	2	0	0	14	0	0
Sydney, Australia	18	0	0	0	0	0	0	0	0	18	0	0
Tianjin, China	24	0	0	0	0	0	2	0	0	26	0	0
Valencia, Spain	336	140	132	0	0	0	12	16	48	348	156	180
Other International	0	1	4	0	0	0	0	0	0	0	1	4
Total International Programs	980	313	272	101	0	13	85	61	83	1,166	374	368
Total FSU Enrollment	18,468	33,000	31,785	5,852	8,714	8,455	967	1,162	1,049	25,287	42,876	41,289

* The main campus headcount listed above are those students who take their entire courseload at FSU's main campus in Tallahassee. These include Leon County facilities offering courses to Engineering, Nursing, and Social Work students among others. Below are the students who took at least one course on FSU's main campus or other Tallahassee/Leon County locations.

	Undergraduate			Graduate			Unclassified			Total		
	Summer	Fall	Spring	Summer	Fall	Spring	Summer	Fall	Spring	Summer	Fall	Spring
Main Campus - Tallahassee* Leon County	16,955	32,138	30,756	5,658	8,508	8,259	588	804	677	23,201	41,450	39,692

Source: Summer Final Student Instruction File (SIF), Spring and Fall Preliminary Student Instruction Files (SIFP)

Online Resource: The International Programs' website can be accessed online at: <https://international.fsu.edu/>

Faculty and Staff



Photo: FSU Photo Services

Michael Ormsbee
Nutrition, Food, and Exercise Sciences
2020 University Distinguished Teacher

Faculty Characteristics and Citations

- Of 1,877.9 filled FTE faculty positions (including College of Medicine), 27.3% hold the rank of Professor, 16.4% are Associate Professors, 18.8% are Assistant Professors, and 37.5% are other faculty.
- The median age for tenured faculty is 55; the eldest of these is 81, the youngest is 33. The median age for tenure-earning faculty is 38; the eldest of these is 79, the youngest is 25.
- 93% of full-time, instructional faculty hold a doctoral, professional, or terminal degree.
- A total of 2,093 full-time (1,231 men and 862 women) and 429 part-time (202 men and 227 women) comprise Florida State University's staff whose primary responsibility is instruction, research and/or public service. Of the full-time staff, minorities make up 23.0% of these staff members. 66.7% are white, 10.0% are non-resident aliens, and 0.3% did not report race.
- Ellen T. Zwilich (Music, 1983) and Robert Olen Butler (Fiction, 1993) are Pulitzer Prize winners on staff at Florida State University.

Members of the National Academy of Sciences to Serve on Staff at Florida State University

Lloyd M. Beidler, Biological Science	Michael Kasha, Chemistry
Donald L. Caspar, Biological Science (Emeritus)	Harold W. Kroto, Chemistry
Paul A. M. Dirac, Physics	Robert Sanderson Mulliken, Chemical Physics
Zachary Fisk, Physics	J. Robert Schrieffer, Physics (Emeritus)
Lev P. Gor'kov, Physics	Melvin E. Stern, Oceanography
Laura Greene, Physics (currently on staff)	J. Herbert Taylor, Biological Science
Louis N. Howard, Mathematics (Emeritus)	

Members of the National Academy of Engineering to Serve on Staff at Florida State University

David Larbalestier, Superconducting Materials (currently on staff)	Simon Ostrach, Engineering
Thomas Lipo, Engineering (currently on staff)	

Members of the National Academy of Medicine to Serve on Staff at Florida State University

Jill Quadagno, Gerontology (Emeritus)	Norman Anderson (currently on staff)
---------------------------------------	--------------------------------------

Members of the American Academy of Arts and Sciences to Serve on Staff at Florida State University

Roy Baumeister, Psychology (currently on staff)	Frances James, Biological Science (Emeritus)
Lloyd M. Beidler, Biological Science	Michael Kasha, Chemistry
Greg Boebinger, NHMFL (currently on staff)	Alan Marshall, Chemistry (currently on staff)
Donald L. Caspar, Biological Science (Emeritus)	Simon Ostrach, Engineering
Zachary Fisk, Physics	J. Robert Schrieffer, Physics (Emeritus)
Lev Gor'kov - <i>Foreign Honorary</i> , Physics	Melvin E. Stern, Oceanography
Laura Greene, NHMFL (currently on staff)	Joe Travis, Biological Science (currently on staff)
Louis N. Howard, Mathematics (Emeritus)	Ellen T. Zwilich, Music (currently on staff)

Nobel Laureates to Serve on Staff at Florida State University

Konrad E. Bloch, Human Sciences	Harold W. Kroto, Chemistry
James M. Buchanan, Economics	Robert Sanderson Mulliken, Chemical Physics
Paul A. M. Dirac, Physics	J. Robert Schrieffer, Physics (Emeritus)

John Simon Guggenheim Memorial Foundation Fellowship Award Winners to Serve on Staff at Florida State University:

1950 - Michael Kasha	1980 - Ellen T. Zwilich	2003 - David Kirby
1955 - Raymond K. Sheline	1983 - Michael Ruse	2005 - Dale A. Olsen
1957 - Orville Goodwin Harrold, Jr.	1993 - Robert Olen Butler	2005 - Mark Wingate
1958 - François Bucher	1994 - Jill Quadagno	2009 - Jawole Willa Jo Zollar
1961 - Louis N. Howard	1994 - Donald L. D. Caspar	2010 - Barbara Hamby
1961 - Arthur Deshaies	1999 - Kathleen M. Erndl	2010 - Ladislav Kubik
1964 - Bruno Linder	2000 - Richard L. Greaves	2013 - Bryan Cuevas
1966 - J. Robert Schrieffer	2002 - John Kelsay	2016 - James Kimbrell
1970 - Melvin Ernest Stern	2002 - Gary Taylor	2017 - Antonio Mendez Esparza
1974 - Bertram H. Davis	2003 - Thomas Joiner	

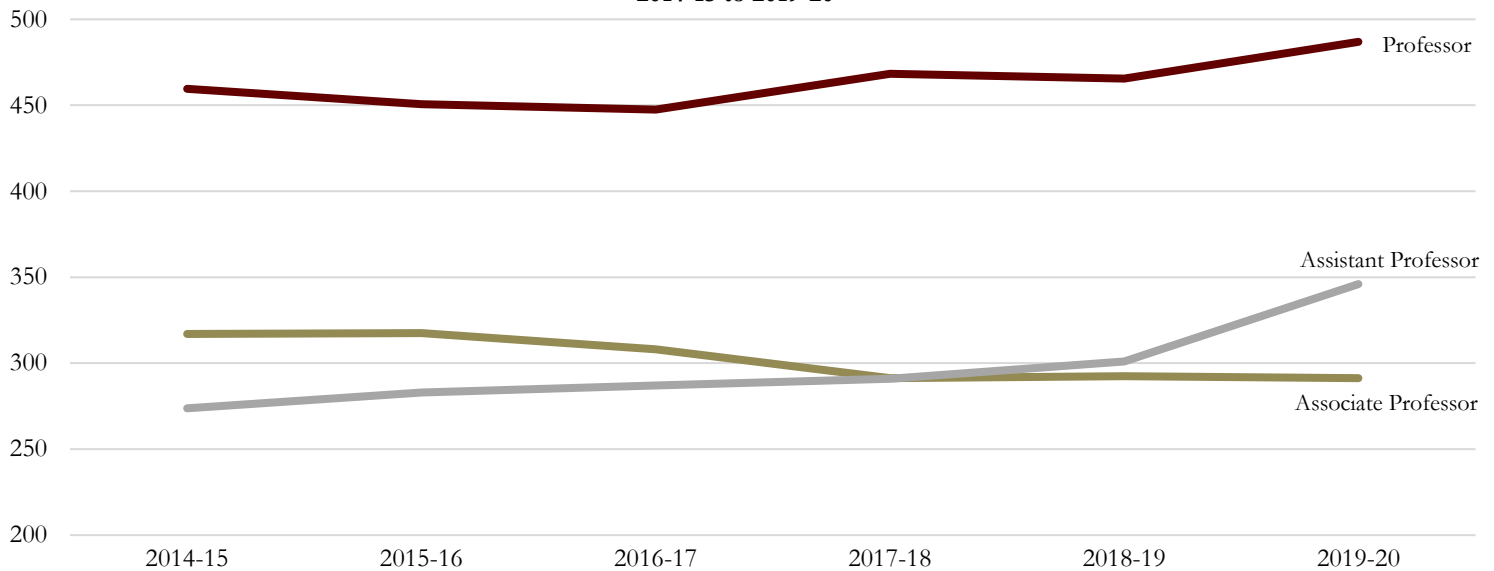
Recent Fulbright Scholars to Serve on Staff at Florida State University:

2019-20 – Nancy Everhart, Communication and Information	2019-20 – Mary Stewart, Art (Emeritus)
2019-20 – J. Perry Howell, English	2019-20 – Andy Opel, Communication and Information
2019-20 – Samantha Paustain-Underdahl, Business	2019-20 – Sharon Nicholson, Earth, Ocean, & Atmo. Sci.
2019-20 – Ziad Musslimani, Mathematics	

Source: *Office of Institutional Research; Office of Faculty Recognition*

Faculty Positions

Nine-Month Filled Faculty Positions by Rank
2014-15 to 2019-20



Nine-Month Filled FTE Faculty Positions

<u>Academic Year</u>	<u>Professor</u>	<u>Associate Professor</u>	<u>Assistant Professor</u>	<u>Instructor</u>	<u>Other</u>	<u>All Ranks</u>
2012-13	444.3	335.1	231.5	1.00	129.5	1,141.5
2013-14	461.5	322.1	252.0	1.00	140.1	1,176.6
2014-15	459.5	317.0	273.8	0.00	137.4	1,187.6
2015-16	450.6	317.5	283.0	0.00	154.0	1,205.2
2016-17	447.5	308.0	287.0	0.00	147.1	1,189.6
2017-18	468.3	291.3	291.0	0.00	151.3	1,201.8
2018-19	465.5	292.4	301.0	0.00	153.0	1,211.9
2019-20	475.9	294.2	347.0	0.00	176.0	1,293.1

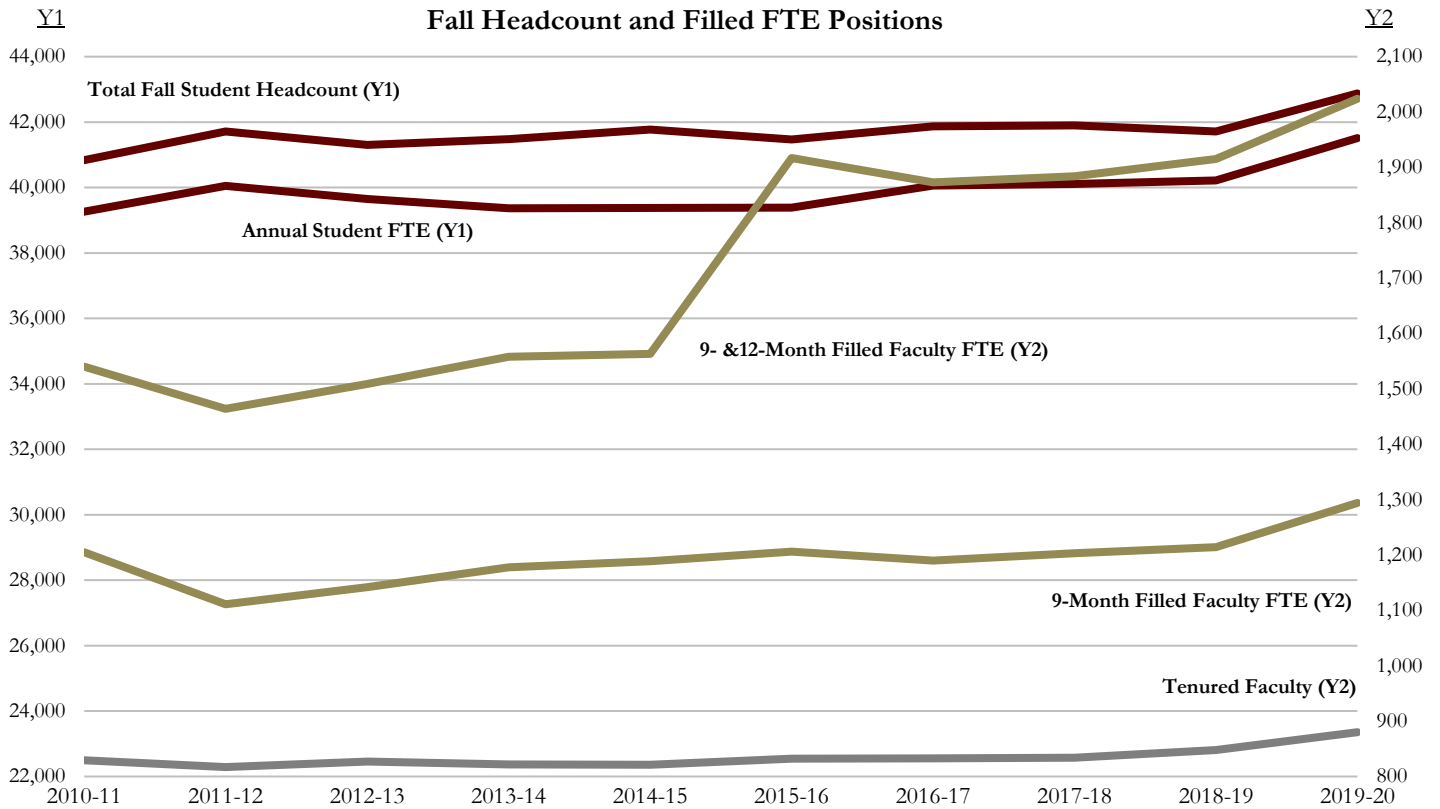
2019-20 Nine- & Twelve-Month Filled FTE Faculty Positions by College

<u>College</u>	<u>Professor</u>	<u>Associate Professor</u>	<u>Assistant Professor</u>	<u>Other</u>	<u>All Ranks</u>
Arts & Sciences	215.00	120.00	120.00	150.60	605.60
Business	32.00	20.92	25.00	36.00	113.92
Communication & Information	20.65	13.00	21.00	22.23	76.88
Criminology & Criminal Justice	8.00	3.00	9.00	1.22	21.22
Education	19.00	27.00	22.00	29.35	97.35
Engineering	31.00	14.92	20.00	19.50	85.42
Entrepreneurship	3.00	0.00	3.00	13.00	19.00
Fine Arts	28.87	30.90	26.00	14.50	100.27
Hospitality	3.00	3.00	2.00	1.50	9.50
Human Sciences	13.00	3.00	17.00	13.50	46.50
Law	17.00	8.00	5.00	17.00	47.00
Motion Picture Arts	1.00	0.50	0.00	23.75	25.25
Music	39.20	17.00	21.00	7.90	85.10
Nursing	6.16	3.00	8.96	14.93	33.06
Social Sciences & Public Policy	42.98	20.00	40.00	33.75	136.73
Social Work	7.00	7.00	6.00	13.75	33.75
Adm., LSI, PC, Others	21.64	8.00	1.00	310.72	341.36
Total	508.50	299.25	346.96	723.20	1,877.91

Note: Beginning in 2015-16, Filled Faculty FTE includes E&G funded, and non-E&G funded (C&G and Auxiliary) faculty. Faculty positions reported exclude FSU's College of Medicine. See page 74 of this book for College of Medicine faculty positions.

Source: Operating Budget File 2019-20

Fall Headcount & Annual Fundable Student FTE per Filled Faculty Positions



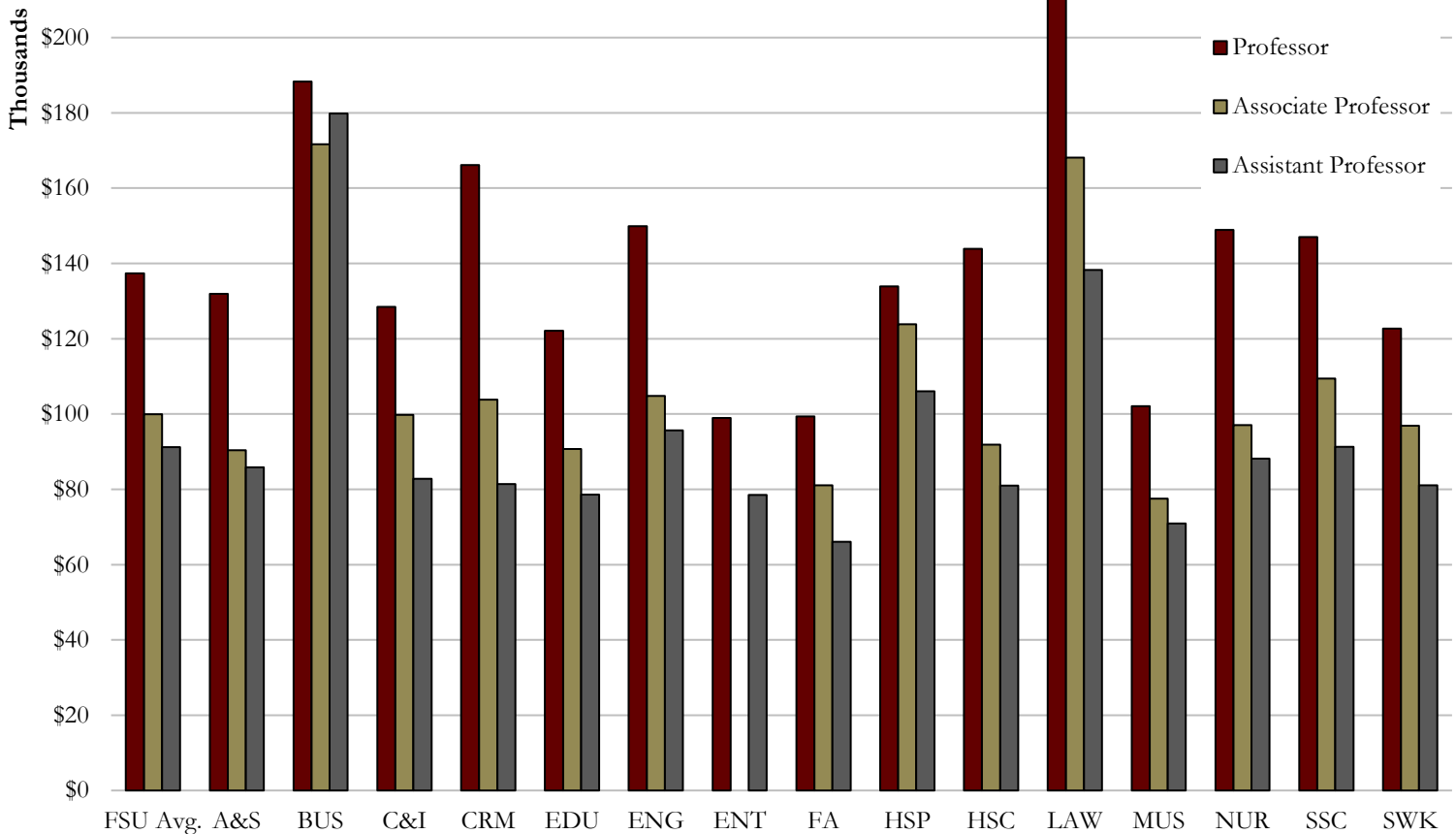
Fall Headcount & Standard Student FTE per Filled Faculty FTE Positions

	2010-11	2011-12	2012-13	2013-14	2014-15	2015-16	2016-17	2017-18	2018-19	2019-20
Total (Fall) Headcount	40,838	41,710	41,301	41,477	41,773	41,473	41,867	41,900	41,717	42,876
Graduate (Fall) Headcount	8,511	8,486	8,155	8,035	7,972	7,819	7,929	7,863	8,058	8,714
Total (Annual) Student FTE	39,263	40,048	39,645	39,371	39,379	39,385	40,065	40,113	40,221	41,512
Graduate (Annual) Student FTE	8,187	8,248	8,034	7,937	7,821	7,793	7,870	7,711	7,969	8,554
9-Month Filled FTE Positions	1,205	1,111	1,142	1,178	1,189	1,206	1,190	1,203	1,214	1,294
Headcount per 9-month filled	33.9	37.5	36.2	35.2	35.1	34.4	35.2	34.8	34.5	33.1
Graduate HC per 9-month filled	7.1	7.6	7.1	6.8	6.7	6.5	6.7	6.5	6.5	6.7
Student FTE per 9-month filled	32.6	36.0	34.7	33.4	33.1	32.7	33.7	33.4	33.1	32.1
Graduate FTE per 9-month filled	6.8	7.4	7.0	6.7	6.6	6.5	6.6	6.4	6.6	6.6
9- & 12-Mo. Filled FTE Positions	1,540	1,464	1,509	1,558	1,563	1,917	1,873	1,884	1,915	2,024
Headcount per 9- & 12-mo. filled Fac.	26.5	28.5	27.4	26.6	26.7	21.6	22.4	22.2	21.9	21.2
Grad. HC per 9- & 12-mo. filled Fac.	5.5	5.8	5.4	5.2	5.1	4.1	4.2	4.2	4.1	4.3
Student FTE per 9- & 12-mo. filled	25.5	27.4	26.3	25.3	25.2	20.5	21.4	21.3	21.0	20.5
Graduate FTE per 9- & 12-mo. filled	5.3	5.6	5.3	5.1	5.0	4.1	4.2	4.1	4.2	4.2
Tenured Faculty	829	817	827	822	821	832	833	834	848	880
Headcount per Tenured Faculty	48.8	49.3	51.1	49.9	50.5	50.9	49.8	50.3	49.4	48.7
Grad. HC per Tenured Faculty	10.4	10.3	10.4	9.9	9.8	9.7	9.4	9.5	9.3	9.9
Student FTE per Tenured Faculty	47.0	47.4	49.0	47.9	47.9	48.0	47.3	48.1	47.4	47.2
Graduate FTE per Tenured Faculty	9.9	9.9	10.1	9.7	9.7	9.5	9.4	9.4	9.4	9.7

*Beginning in 2015-16, Filled Faculty FTE includes E&G funded, and non-E&G funded (C&G and Auxiliary) faculty.

Notes: The College of Medicine faculty and fall headcount are included in this report. FTE is defined by the national standard, and does not include M.D. Instruction.
Source: Operating Budget File, Tenure and Benefits Survey, Preliminary (fall headcount) and Final (student FTE) Student Instruction Files

Mean Salary by Rank for Nine-Month Filled Faculty, 2019-20



<u>College</u>	<u>Professor</u>	<u>Associate Professor</u>	<u>Assistant Professor</u>	<u>Other</u>
Arts & Sciences	\$131,937	\$90,396	\$85,809	\$49,133
Business	\$188,328	\$171,630	\$179,854	\$90,327
Communication & Information	\$128,424	\$99,757	\$82,837	\$80,266
Criminology & Criminal Justice	\$166,148	\$103,785	\$81,416	
Education	\$122,154	\$90,670	\$78,616	\$66,370
Engineering	\$149,868	\$104,766	\$95,641	
Entrepreneurship	\$98,928		\$78,523	\$78,847
Fine Arts	\$99,364	\$81,073	\$66,032	\$61,763
Hospitality	\$133,937	\$123,875	\$106,050	\$62,424
Human Sciences	\$143,911	\$91,831	\$81,000	\$72,909
Law	\$217,751	\$168,081	\$138,248	\$76,149
Motion Picture Arts				\$135,316
Music	\$102,095	\$77,525	\$70,950	\$70,282
Nursing	\$148,937	\$97,087	\$88,126	\$82,282
Social Sciences & Public Policy	\$146,973	\$109,388	\$91,319	\$88,996
Social Work	\$122,687	\$96,872	\$81,027	\$67,813
Nine-month Mean	\$138,087	\$99,941	\$91,182	\$76,991

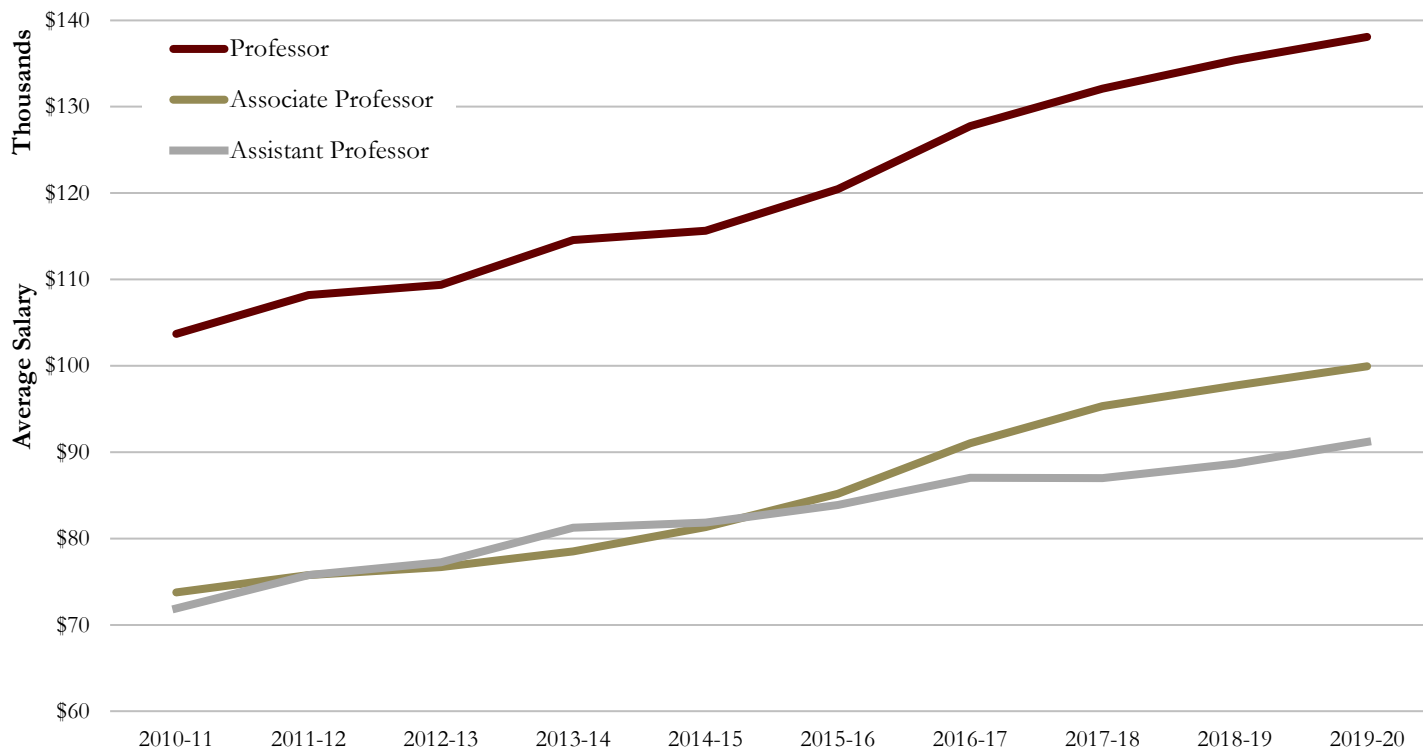
Note: Average faculty salaries calculated on filled, full-time positions only. The overall nine-month mean includes faculty in non-academic areas. Faculty positions reported exclude College of Medicine. See page 74 of this book for College of Medicine mean salaries.

Source: Operating Budget File 2019-20

Faculty Salary Trends

Nine-Month Filled Faculty Average Salary by Rank

2010-11 to 2019-20



Nine-Month Filled Faculty Average Salary by Rank

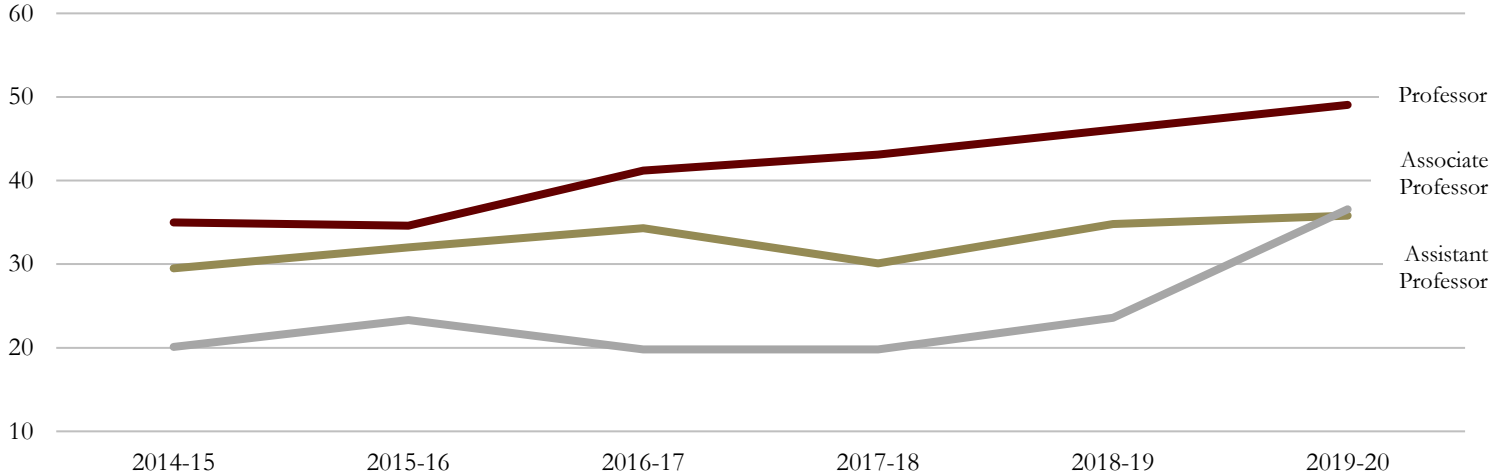
<u>Year</u>	<u>Professor</u>	<u>Percent Increase</u>	<u>Associate Professor</u>	<u>Percent Increase</u>	<u>Assistant Professor</u>	<u>Percent Increase</u>
2004-05	\$89,092	1.1%	\$62,495	2.1%	\$58,105	3.9%
2005-06	\$92,222	3.5%	\$65,384	4.6%	\$60,094	3.4%
2006-07	\$98,609	6.9%	\$68,792	5.2%	\$65,410	8.9%
2007-08	\$100,431	1.9%	\$70,661	2.7%	\$66,393	1.5%
2008-09	\$101,364	0.9%	\$70,836	0.3%	\$67,504	1.7%
2009-10	\$104,603	3.2%	\$72,880	2.9%	\$70,639	4.6%
2010-11	\$103,696	-0.9%	\$73,755	1.2%	\$71,900	1.8%
2011-12	\$108,176	4.3%	\$75,779	2.7%	\$75,746	5.4%
2012-13	\$109,378	1.1%	\$76,674	1.2%	\$77,229	2.0%
2013-14	\$114,574	4.8%	\$78,495	2.4%	\$81,255	5.2%
2014-15	\$115,641	0.9%	\$81,337	3.6%	\$81,835	0.7%
2015-16	\$120,467	4.2%	\$85,163	4.7%	\$83,867	2.5%
2016-17	\$127,745	6.0%	\$91,048	6.9%	\$87,034	3.8%
2017-18	\$132,108	3.4%	\$95,341	4.7%	\$86,977	-0.1%
2018-19	\$135,393	2.5%	\$97,719	2.5%	\$88,652	1.9%
2019-20	\$138,087	2.0%	\$99,941	2.3%	\$91,182	2.9%

Note: Beginning in 2015-16, Filled Faculty FTE includes E&G funded, and non-E&G funded (C&G and Auxiliary) faculty. Average faculty salaries calculated on filled, full-time positions only; does not include the College of Medicine (see page 74 for College of Medicine mean salaries).

Source: Operating Budget File

College of Medicine Faculty

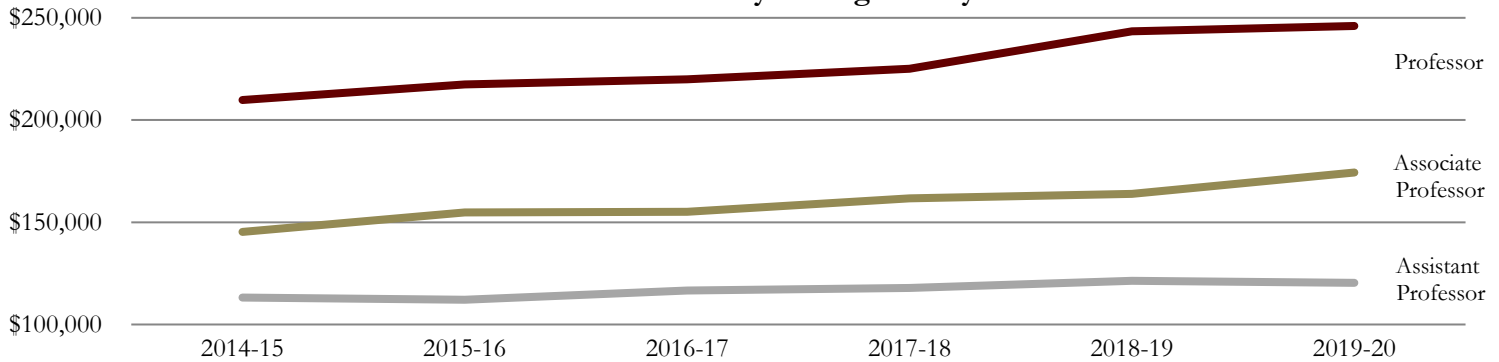
Nine & Twelve-Month Filled College of Medicine Faculty Positions by Rank



Nine- & Twelve-Month State Funded Filled FTE Faculty Positions for the College of Medicine

<u>Year</u>	<u>Professor</u>	<u>Associate Professor</u>	<u>Assistant Professor</u>	<u>Instructor</u>	<u>Other</u>	<u>All Ranks</u>
2013-14	35.9	28.0	20.1	1.0	20.3	105.2
2014-15	35.0	29.5	20.1	0.0	19.0	103.6
2015-16	34.6	32.0	23.3	0.0	35.0	124.8
2016-17	41.2	34.3	19.8	0.0	39.4	134.7
2017-18	43.1	30.1	19.8	0.0	43.4	136.3
2018-19	46.1	34.8	23.6	0.0	48.5	152.9
2019-20	49.1	35.8	36.6	0.0	41.4	162.8

12-Month Medical Faculty Average Salary



College of Medicine Average Faculty Salary

<u>12-Month Faculty Year</u>	<u>Professor</u>	<u>Associate Professor</u>	<u>Assistant Professor</u>	<u>Other</u>
2013-14	\$207,676	\$145,674	\$116,189	\$90,182
2014-15	\$209,797	\$145,287	\$113,157	\$93,935
2015-16	\$217,471	\$154,797	\$112,100	\$86,492
2016-17	\$219,982	\$155,158	\$116,687	\$90,955
2017-18	\$225,073	\$161,703	\$117,926	\$88,236
2018-19	\$243,451	\$163,944	\$121,368	\$94,170
2019-20	\$246,000	\$174,330	\$120,437	\$88,386

Note: The College of Medicine 9-month faculty (Professors, Associate Professors, Assistant Professors) were restructured to a 12-month contract beginning in 2011-12. Beginning in 2015-16, Filled Faculty FTE and Filled Faculty Average Salary includes E&G funded, and non-E&G funded (C&G and Auxiliary) faculty.

Source: Operating Budget File

Sources of Doctoral Degree, Instructional Faculty

The universities listed below are those from which four or more instructional faculty earned their doctorate. 95% of full-time instructional faculty at FSU have an earned doctorate or other terminal degree. This table was last updated in 2020.

<u>University</u>	<u>Number</u>	<u>University</u>	<u>Number</u>
Arizona State University	14	University of California - Irvine	4
Auburn University	6	University of California - Los Angeles	19
Brown University	14	University of California - San Diego	10
California Inst. of Technology	6	University of California - Santa Barbara	5
Carnegie Mellon University	5	University of Central Florida	5
Columbia University	11	University of Chicago	24
Cornell University	12	University of Florida	32
Duke University	13	University of Georgia	24
Emory University	5	University of Illinois - Chicago	5
Florida A&M University	4	University of Illinois - Urbana-Champaign	27
Florida State University	236	University of Iowa	8
Georgia State University	5	University of Kansas	6
Harvard University	11	University of Kentucky	8
Indiana University	30	University of London (England)	5
Iowa State University	8	University of Maryland	10
Johns Hopkins University	6	University of Massachusetts - Amherst	6
Massachusetts Institute of Technology	7	University of Miami	8
Michigan State University	16	University of Michigan	26
New York University	14	University of Minnesota	10
North Carolina State University	10	University of Missouri	8
Northern Illinois University	4	University of Nebraska	6
Northwestern University	12	University of North Carolina - Chapel Hill	26
Nova Southeastern University	4	University of Notre Dame	8
Ohio State University	26	University of Pennsylvania	16
Pennsylvania State University	30	University of Pittsburgh	5
Princeton University	14	University of Rochester	10
Purdue University	13	University of South Carolina	9
Rice University	5	University of South Florida	4
Rutgers University	16	University of Southern California	11
Stanford University	17	University of Tennessee	10
SUNY - Stony Brook	6	University of Texas - Austin	33
Syracuse University	5	University of Toronto (Canada)	4
Texas A & M University	16	University of Utah	5
University of Alabama	7	University of Virginia	15
University of Alabama-Birmingham	5	University of Washington	12
University of Albany	4	University of Western Ontario (Canada)	4
University of Arizona	11	University of Wisconsin - Madison	21
University of British Columbia (Canada)	5	Vanderbilt University	9
University of California, Berkeley	29	Virginia Polytechnic & State University	7
University of California, Davis	7	Washington University - St. Louis	5
		Yale University	12

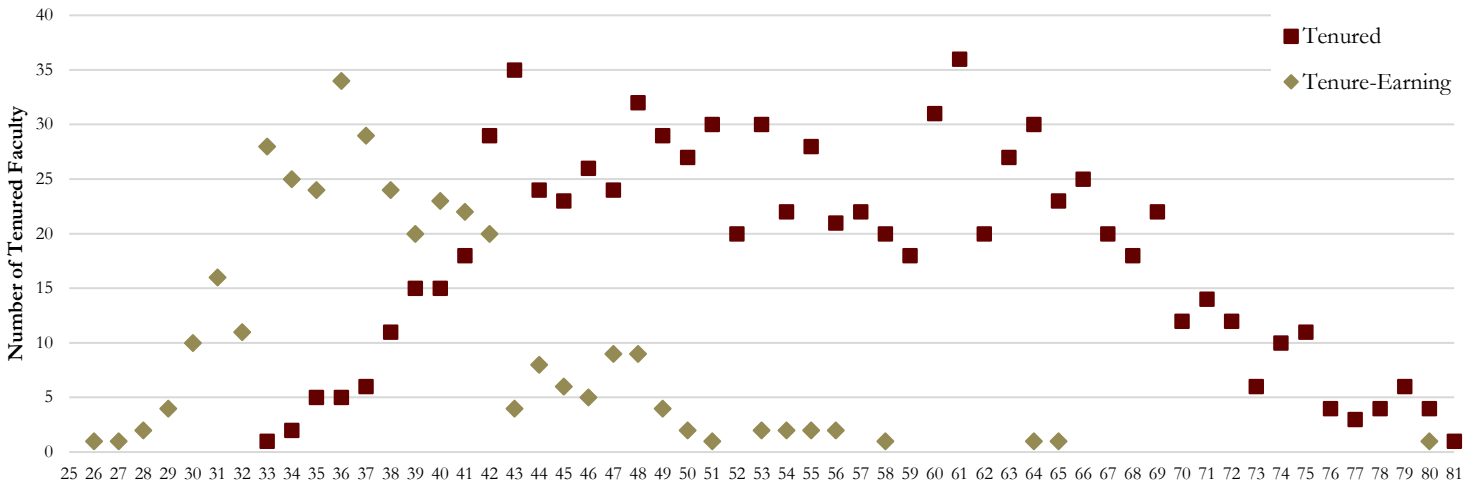
Florida State University defines "Instructional Faculty" in salary surveys and studies as 9- and 12-month faculty with limited or no administrative responsibilities who have one of the following characteristics:

Ranked faculty titles of Eminent Scholar, Professor, Associate Professor, Assistant Professor, Instructor, or Lecturer (including those with administrative titles of assistant dean, chair, associate/assistant chair, associate/assistant program director); or

Non-ranked faculty who teach more than one course including those with titles of Associate-In, Assistant-In, and Research Associate/Scholar Scientist, and College of Medicine Faculty Administrator.

Source: Office of Institutional Research; CDS Instructional Faculty

Tenured Faculty by Age, 2019-20



Tenured Faculty	25-30	31-35	36-40	41-45	46-50	51-55	56-60	61-65	66-70	71-75	76+	Total
Arts and Sciences	0	3	18	56	56	47	48	54	30	22	15	349
Business	0	1	3	6	11	12	3	9	9	2	1	57
Communication & Information	0	0	2	4	7	8	3	6	4	1	0	35
Criminology & Criminal Justice	0	0	1	1	4	1	0	0	1	2	1	11
Education	0	1	5	13	6	9	2	6	6	1	0	49
Engineering	0	0	2	5	8	9	6	8	3	1	0	42
Entrepreneurship	0	0	0	0	0	0	1	1	1	0	0	3
Fine Arts	0	0	2	11	7	9	8	10	6	8	2	63
Hospitality	0	0	1	0	1	0	2	1	1	0	0	6
Human Sciences	0	0	1	0	2	3	4	2	2	0	1	15
Law	0	0	5	4	3	1	4	3	3	1	0	24
Medicine	0	0	3	3	4	8	6	9	6	1	0	40
Motion Picture Arts	0	0	0	0	1	1	1	0	0	0	0	3
Music	0	0	1	4	10	9	9	13	8	4	1	59
Nursing	0	0	0	0	1	1	0	3	3	1	0	9
Social Sciences & Public Policy	0	3	6	16	11	10	6	6	5	4	3	70
Social Work	0	0	0	5	1	0	1	3	3	2	0	15
Other Departments and Offices*	<u>0</u>	<u>0</u>	<u>2</u>	<u>1</u>	<u>5</u>	<u>2</u>	<u>8</u>	<u>2</u>	<u>6</u>	<u>3</u>	<u>1</u>	<u>30</u>
Total	0	8	52	129	138	130	112	136	97	53	25	880

Tenure Earning Faculty	25-30	31-35	36-40	41-45	46-50	51-55	56-60	61-65	66-70	71-75	76+	Total
Arts and Sciences	7	37	46	22	5	1	0	0	0	0	0	118
Business	1	8	11	4	1	0	0	0	0	0	0	25
Communication & Information	1	6	7	1	1	2	0	0	0	0	0	18
Criminology & Criminal Justice	3	5	2	0	0	0	0	0	0	0	0	10
Education	1	6	9	6	1	0	0	0	0	0	0	23
Engineering	0	9	8	3	0	0	1	0	0	0	0	21
Entrepreneurship	1	2	0	0	0	0	0	0	0	0	0	3
Fine Arts	0	3	7	3	8	2	0	2	0	0	0	25
Hospitality	0	1	1	0	0	0	0	0	0	0	0	2
Human Sciences	1	4	6	2	3	0	0	0	0	0	0	16
Law	0	2	2	2	0	0	0	0	0	0	0	6
Medicine	0	1	3	4	3	2	0	0	0	0	0	13
Motion Picture Arts	0	0	0	0	0	0	0	0	0	0	0	0
Music	1	2	9	4	5	0	1	0	0	0	1	23
Nursing	0	0	1	4	2	0	1	0	0	0	0	8
Social Sciences & Public Policy	2	17	14	3	0	0	0	0	0	0	0	36
Social Work	0	1	3	1	0	0	0	0	0	0	0	5
Other Departments and Offices*	<u>0</u>	<u>0</u>	<u>1</u>	<u>1</u>	<u>0</u>	<u>0</u>	<u>0</u>	<u>0</u>	<u>0</u>	<u>0</u>	<u>0</u>	<u>2</u>
Total	18	104	130	60	29	7	3	2	0	0	1	354

* Other departments and offices include: Office of Distance Learning, The Graduate School, ISPA, LSI, National High Magnetic Field Lab., Office of the President, Office of the Provost, Office of Research, PC Campus, Center for Civic Education & Service, and Undergraduate Studies.

Source: Office of Institutional Research (Employee File)

Faculty Senate

The nature of faculty involvement in the governance system of Florida State University is set forth in the Constitution of the University, which designates the Faculty Senate as the basic legislative body of the institution. This structure has been in place since May 1931, when an amendment to the institution's constitution establishing the Senate was adopted by the general faculty and approved by the Board of Control of the state. A number of major amendments have been made since that time relating to elections, committees, and other matters. Prior to 1974 the President of the University was the presiding officer of the Senate, but an amendment that year changed the procedure to stipulate that the Senate elect annually its own President from the elected Senators comprising the body.

The Faculty Senate is composed of at least one elected representative from each college and school and one representative each from the Librarians and the Developmental Research School. Except for the two latter representatives, only full-time instructors, assistant professors, associate professors, and professors are eligible for representation in and election to the Senate. Senators serve two-year terms which begin at the April meeting of the Senate, at which time the President of the Senate is elected. The Steering Committee is composed of seven members elected by the voting members of the Senate to staggered two-year terms; the President of the Senate serves as chair of the committee.

The Faculty Senate formulates measures for maintaining a comprehensive educational policy and for maximum use of the University's intellectual resources. It determines and defines University-wide policies on academic matters, including Liberal Studies policy, admission, grading standards, and requirements for the awarding of degrees. The Senate may also formulate opinions on any subject of interest to the University and adopt resolutions thereon.

Presidents of the Faculty Senate

Wayne C. Minnick	1973-74	Fred Leysieffer	1992-94
Fred L. Standley	1974-75	Marilyn Young	1994-96
Wayne C. Minnick	1975-76	Marie Cowart	1996-98
James E. Pitts	1976-77	Robley Light	1998-00
Gregory R. Choppin	1977-78	Karen Laughlin	2000-02
James E. Pitts	1978-79	Valliere Richard Auzenne	2002-05
Clifford K. Madsen	1979-80	James Cobbe	2005-07
Fred L. Standley	1980-81	Jayne Standley	2007-09
Katherine B. Hoffman	1981-82	Eric C. Walker	2009-11
H. Frederick Kreimer	1982-83	Sandra Lewis	2011-13
Steve Edwards	1983-85	Gary Tyson	2013-15
H. Frederick Kriemer*	1984-85	Susan Fiorito	2015-17
Merrill B. Hintikka	1985-87	Todd Adams	2017-19
James E. Pitts**	1987-88	Kristine Harper	2019-20
Leo Sandon	1988-90	Eric Chicken***	2020-
Alan Mabe	1990-92		

* Elected Senate President for the remainder of Dr. Edwards' term when Edwards became the Dean of the Faculties.

** After the death of Dr. Hintikka on January 1, 1987, Dr. Pitts was authorized to fulfill functions of the President for the remainder of the term. Dr. Pitts was elected President for the 1987-88 term.

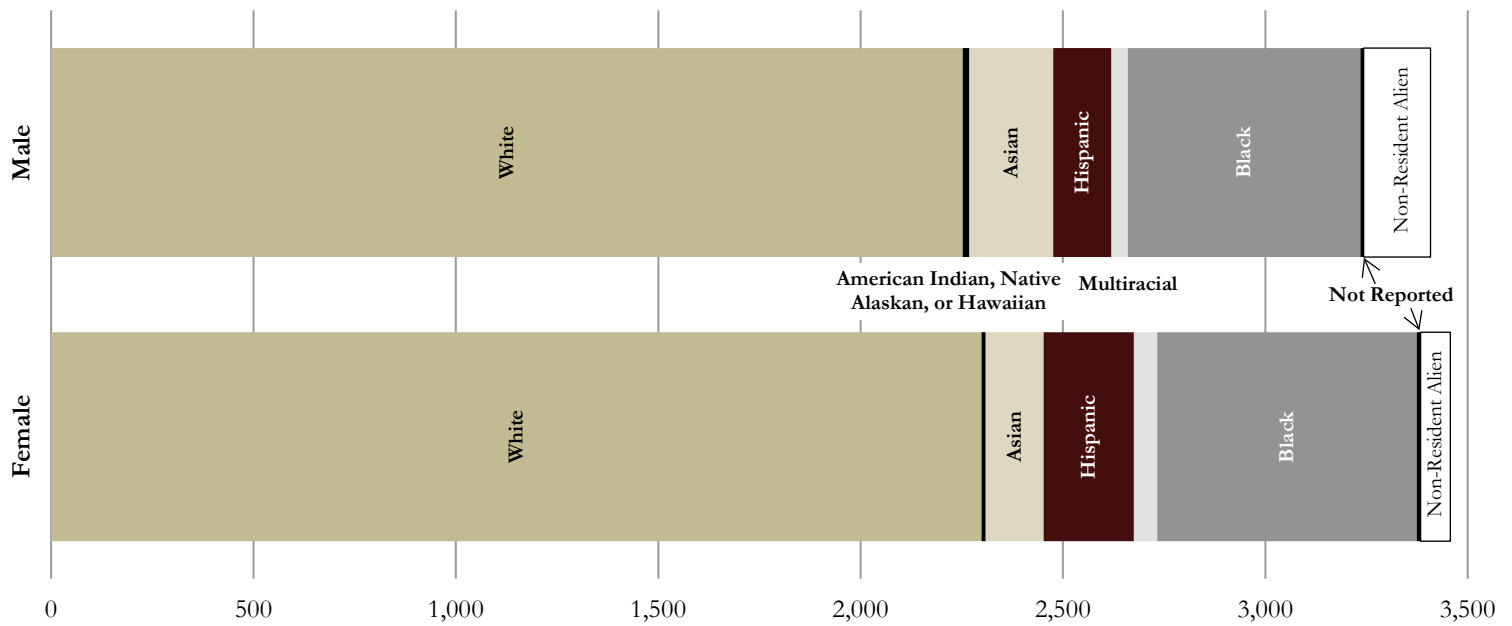
*** After Dr. Harper's departure from FSU on January 1, 2020, Dr. Chicken fulfilled the functions of the President for the remainder of the term.

2019-2020 Steering Committee

Eric Chicken (President)	Arts and Sciences
Erin Ryan (Vice Chair)	Law
Bridgett Birmingham	University Libraries
Todd Adams	Arts and Sciences
Petra Doan	Social Sciences
Charles Hofacker	Business
Nancy Rogers	Music

Online Resource: The Faculty Senate's website can be accessed online at: <http://facsenate.fsu.edu/>

Full-Time Employees by Occupational Category, Ethnicity & Gender, Fall 2019



Occupational Category	Asian	Black	Hispanic	American Indian	Hawaiian/ Pacific	White	Non-Res. Alien	Multi- Racial	Not Reported	Total
Total Full-Time Employees	350	1,216	367	18	9	4,551	238	98	18	6,865
Female	143	641	223	7	3	2,299	73	58	10	3,457
Male	207	575	144	11	6	2,252	165	40	8	3,408
Faculty – Instructional, Research, Public Svc.	245	97	105	6	0	1,395	209	29	7	2,093
Female	86	60	54	1	0	579	60	18	4	862
Male	159	37	51	5	0	816	149	11	3	1,231
Librarians, Curators, Academic Support	20	111	58	2	1	535	5	12	0	744
Female	14	77	41	1	1	367	4	10	0	515
Male	6	34	17	1	0	168	1	2	0	229
Management	5	29	11	0	1	265	0	6	0	317
Female	0	16	2	0	0	142	0	3	0	163
Male	5	13	9	0	1	123	0	3	0	154
Business & Financial Operations	22	168	66	1	2	715	4	15	3	996
Female	18	118	50	1	1	508	3	10	3	712
Male	4	50	16	0	1	207	1	5	0	284
Computer, Engineering, & Science	32	50	33	3	4	523	16	14	4	679
Female	12	13	12	0	0	122	4	3	0	166
Male	20	37	21	3	4	401	12	11	4	513
Community Service, Legal Arts, & Media	8	86	40	0	0	325	1	11	2	473
Female	4	47	27	0	0	160	0	5	2	245
Male	4	39	13	0	0	165	1	6	0	228
Healthcare Practitioners & Technical	6	26	7	1	0	90	0	1	0	131
Female	4	22	4	0	0	64	0	0	0	94
Male	2	4	3	1	0	26	0	1	0	37
Service	2	416	13	2	1	172	0	2	0	608
Female	0	174	8	2	1	47	0	1	0	233
Male	2	242	5	0	0	125	0	1	0	375
Office and Administrative Support	8	166	29	3	0	374	0	8	1	589
Female	5	114	25	2	0	307	0	8	1	462
Male	3	52	4	1	0	67	0	0	0	127
Natural Resources, Construction, & Maint.	2	64	5	0	0	154	3	0	1	229
Female	0	0	0	0	0	3	2	0	0	5
Male	2	64	5	0	0	151	1	0	1	224
Production, Transportation & Moving	0	3	0	0	0	3	0	0	0	6
Female	0	0	0	0	0	0	0	0	0	0
Male	0	3	0	0	0	3	0	0	0	6

Source: IPEDS, 2019-20 Human Resources Survey

State Appropriated Employee Raise Information - Percentages

<u>YEAR</u>	<u>FACULTY</u>	<u>A & P</u>	<u>CAREER SERVICE/USPS</u>
1992-93	0.00 *	0.00	0.00
1993-94 b	3.00 t	3.00	3.00
1994-95 c	4.00 t	4.00	4.00
1995-96 a	3.00 t	3.00	3.00
1996-97 a	3.00 t, p	3.00	3.00
1997-98 a	All 12-month Employees \$1,200 (if salary is < \$20,000) \$1,000 (if salary is \$20,001 to \$36,000) 2.78% (if salary is > \$36,000)	All 9-month Employees \$900 (if salary is < \$15,000) \$750 (if salary is \$15,001 to \$27,000) 2.78% (if salary is > \$27,000)	All 10-month Employees \$1,000 (if salary is < \$16,666) \$834 (if salary is \$16,667 to \$30,000) 2.78% (if salary is > \$30,000)
1998-99 b	Out of Unit Faculty** \$1,200 (if salary is < \$20,000) \$1,000 (if salary is \$20,001 to \$36,000) 2.78% (if salary is > \$36,000)	Out of Unit A&P*** \$1,200 (if salary is < \$20,000) \$1,000 (if salary is \$20,001 to \$36,000) 2.78% (if salary is > \$36,000)	Out of Unit USPS**** \$1,200 (if salary is < \$20,000) \$1,000 (if salary is \$20,001-\$36,000) 2.78% (if salary is > \$36,000)
1999-00 b	2.80 j	2.80 (\$1,000 minimum)	2.80 (\$1,000 minimum)
2000-01 b	2.50	2.50	2.50
2001-02 c	2.50 k	2.50 (\$600 minimum)	2.50 (\$600 minimum)
2002-03 b	2.50 l	2.50 (\$600 minimum)	2.50 (\$600 minimum)
2003-04 d	2.00 m	2.00 m	2.00 m
2004-05	0.00 n	0.00 n	0.00 n
2005-06 i	3.60	3.60	3.60
2006-07 b	3.00	3.00	3.00
2007-08	0.00 n	0.00 n	0.00 n
2008-09	0.00	0.00	0.00
2009-10	0.00	0.00	0.00
2010-11	0.00	0.00	0.00
2011-12	0.00	0.00	0.00
2012-13	0.00	0.00	0.00
2013-14 b	\$1,400 (if salary <= \$40,000) \$1,000 (if salary > \$40,000)	\$1,400 (if salary <= \$40,000) \$1,000 (if salary > \$40,000)	\$1,400 (if salary <= \$40,000) \$1,000 (if salary > \$40,000)
2014-15	0.00	0.00	0.00
2015-16	0.00	0.00	0.00
2016-17	0.00	0.00	0.00
2017-18	0.00	0.00	0.00
2018-19	0.00	0.00	0.00
2019-20	0.00	0.00	0.00

Notes:

- a Effective January 1
- b Effective October 1
- c Effective November 1
- d Effective December 1
- e 3% raises for 1991-92 were to be effective January 1, 1992; financial cutbacks moved this to February 14 before being completely rescinded. On March 11, 1993, the Florida Supreme Court ruled the legislature did not have the authority to rescind the raises and that in-unit employees were due back pay for January 1 - June 30, 1992.
- i Effective August 1 for 12-month employees; August 9 for 9-month faculty.
- t \$5,000 permanent rate adjustments were awarded to 130 faculty through the Teacher Incentive Program.
- p 9% permanent rate adjustment was awarded to 41 professors under the Professor Excellence Program.
- * Faculty promotions paid from available funds.
- ** For in-unit faculty, there is a \$500 minimum for 9-month, \$667 for 12-month; promotions; & the remaining amount of the 2.788% pool is for dept merit.
- *** For in-unit A&P, there is a merit pool of 2.788%.
- **** For in-unit USPS: AFSCME employees get 3% across the board with a \$1,000 minimum; PBA steps are adjusted by the top two tiers of the three tier plan; FNA steps are going up by 3%.
- j For in-unit faculty, there is a \$500 min. for 9-month, and \$667 min. for 12-month.
- k Faculty average. Includes merit, minimums, and most of the cost of promotions; in-unit faculty minimums were \$600 for 9-month and \$800 for 12-month; out-of-unit faculty minimum was \$600 for 12-month
- l Faculty minimums were \$450 for 9-mo., \$500 for 10-mo. & \$600 for 12-mo. Cost of promotions was paid from rate/salary provided for vacant salary positions.
- m Faculty minimum/maximum increases were \$375/\$1,050 for 9-month, \$417/\$1,167 for 10-month, and \$600/\$1,400 for 12-month. Cost of promotions was paid from rate and salary provided for vacant salary positions. The minimum/maximum increases for A&P and Career Service/USPS employees were \$500/\$1,400.
- n \$1,000 one-time bonus

Source: FSU Budget Office

Online Resource: Position and rate information is available on the Budget Office website at <https://budget.fsu.edu/Position-And-Rate>

Awards and Honors



Photo: FSU Photography Services

2020-21 Lawton Distinguished Professor
Sharon Nicholson
Meteorology
Department of Earth, Ocean and Atmospheric Science

Eminent Scholar Chairs

Eminent Scholar Chairs have been established to attract outstanding faculty to the Florida State University to provide excellence in teaching and research in a designated scholarly field. These Chairs are established through contributions from the private sector and matching funds from the State of Florida. As of July 2017, Florida State University had the following Eminent Scholar Chairs.

<u>Eminent Scholar Chair</u>	<u>Department</u>	<u>Person Filling Chair</u>
Ada-Belle Winthrop-King in French	Modern Languages	Martin Munro
Bank of America in Finance (formerly Barnett Bank)	Finance	James Ang
Ben Weider in Napoleonic and French Revolutionary Studies	History	Rafe Blaufarb
Burt Reynolds in Regional and Professional Theatre	Theatre	Visiting - Heather Provost
Charlotte Edwards Maguire, M.D. Endowed Chair in Geriatrics	Medicine	Ken Brummel-Smith
Curtis Mayes Orpheus Chair in Musicology	Music	Denise Von Glahn
DeVoe L. Moore & Family for the Study of Critical Issues in Economic Policy and Government	Economics/Social Sciences	Keith Ihlanfeldt
Don Fuqua in Engineering and Science	Mechanical Engineering	Farrukh Alvi
Edward Ball in International Law	Law	Frederick Abbott
Embarq in Engineering	Electrical & Computer Engineering	Jim Zheng
Eminent Scholar Chair in Family & Child Sciences	Family & Child Sciences/Human Sciences	Francis D. Fincham
Fannie Wilson Smith in Banking	Finance	David Humphrey
Francis Eppes Eminent Scholar	Psychology	Roy Baumeister
Frank & Yolonde Fowler in Biological Sciences	Biological Sciences	Peter Frasere
FSCW / Conradi Memorial Eminent Scholar	Psychology	Karl Anders Ericsson
George R. Langford Family in Arts and Sciences	Classics	John Dillon
Gus A. Stavros in Economic Education	Economics/Education	James D. Gwartney
Harold & Barbara Chastain in Real Estate	Risk Mgmt/Insur., Real Estate & Bus. Law	Visiting – G. Stacy Sirmans
Haywood & Betty Taylor in Business Administration	Management	Pamela L. Perrewe
Jerry Collins in Public Administration	Public Administration & Policy	Richard Feiock
Jim and Betty Ann Rodgers in Medicine	Biomedical Sciences/Medicine	Pradeep Bhide
John & Hallie Quinn for Renewal of American Heritage and American Free Enterprise	Social Sciences/Economics	R. Mark Isaac
John R. Kerr in Marketing	Marketing	Joe Cronin
LeRoy Collins in Civic Education and Political Science	Political Science	Carol Weissert
Lucille P. and Elbert B. Shelfer in Music	Music	Multiple (17)
Marcus Bailey and Betty Graves Shelfer in Music Theatre	Music/Music Theatre	Douglas Fisher
Maximillian E. and Marion O. Hoffman in Theatre	Theatre	Kevin Covert
Patty Hill Smith in Finance	Finance	Yingmei Cheng
Payne H. and Charlotte Hodges Midyette in Insurance	Risk Mgmt/Insur., Real Estate & Bus. Law	Patricia Born
Pearl S. Tyner Distinguished Professor	Dance	Gerri Houlihan
Reubin O'D. Askew in Florida Government and Politics	Public Administration & Policy	Frances Berr
Richard W. Ervin in Law	Law	Amit Agarwal
Rod and Hope Brim in Economics	Economics	David A. Macpherson
Ronald and Carolyn Hobbs in Statistics	Statistics	Deb Sinha
Sir M. James Lighthill in Mathematics & Computational Science	Mathematics	Mohammed Hussaini
Syde P. Deeb in Political Science	Political Science	William D. Berry
Thomas L. Williams, Jr. in Information & Management Sciences	Management Information Systems	Bruce Lamont
Tobias Simon Chair in Public Law	Law	Fernando Teson
University Eminent Scholar Chair in Engineering	Engineering	Lou Cattafesta
William H. & Lucyle T. Werkmeister in Philosophy	Philosophy	Alfred Mele
William H. & Lucyle T. Werkmeister in Philosophy	Philosophy	Michael Ruse
William R. & Lenore Mote in Fisheries Ecology & Enhancement	Biological Science	Pete Peterson
William R. & Lenore Mote in Marine Biology	Biological Science	Visiting - Peter Edmunds
Unnamed Chair	Communication	John Mayo
Unnamed Chair	Communication	Marilyn Young
Unnamed Chair	Communication	Ed Worting
Unnamed Chair	Information/Library Science	Ronald Blazek
Unnamed Chair	Information/Library Science	Thomas Hart
Unnamed Chair	Information/Library Science	Jane Robbins
Wiley and Lucilla Housewright in Music	Music	Rotating
Bernard F. Sliger in Engineering	Engineering	Vacant
Joy S. Jinks in Community & Organizational Change	Urban and Regional Planning	Vacant
Mildred and Claude Pepper in Social Gerontology	Sociology/Aging	Vacant
Mina Jo Powell in Neuromuscular & Neurological Sciences	Medicine	Vacant
SunTrust in Trust and Investment Management	Finance	Vacant
University Eminent Scholar Chair	NHMFL	Vacant
Vincent V. & Agatha Thursby	Visual Arts & Dance	Vacant

Krafft, Daisy Parker Flory and McKenzie Professors

Krafft Professors (Formerly Eppes Professors)

In 2020, the Eppes professorship was renamed to honor the late Marie Krafft, who served as a professor of chemistry at FSU for three decades. Krafft joined the FSU faculty in 1984 and gained widespread recognition for her contributions to organometallic chemistry and synthetic organic chemistry. She mentored numerous graduate students and postdoctoral researchers. In 2009, she received the University Undergraduate Teaching Award in recognition of excellence in teaching. Krafft professors are often deemed "Super Professors" because of the high quality of their character, vision, and intellect.

<u>Krafft Professor</u>	<u>Department</u>	<u>Date of Designation</u>
Charles R. McClure	Information Studies	August 9, 1999
Ellen T. Zwilich	Music	August 9, 1999
Gerald R. Ferris	Management	August 8, 2000
Leonard L. LaPointe	Communication Disorders	August 8, 2000
Robert O. Butler	English/Creative Writing	August 8, 2000
Suzanne Farrell	Dance	August 8, 2000
John T. Scholz	Political Science	August 8, 2001
Max D. Gunzburger	Scientific Computing	August 8, 2002
Roy F. Baumeister	Psychology	December 23, 2002
Philip Froelich	Oceanography	August 8, 2003
Harold M. Kroto	Chemistry & Biochemistry	October 1, 2004
Gary Taylor	English	August 9, 2005
David C. Larbalestier	Mechanical Engineering/NHMFL	July 1, 2006
Barbara R. Foorman	School of Teacher Education	August 9, 2006
Laura H. Greene	Physics/NHMFL	August 11, 2015

Daisy Parker Flory Alumni Professors

The award was established in 1985 to honor Dr. Daisy Parker Flory, Professor of Political Science, who was Dean of the Faculties from 1973 until her retirement in 1984. The award is given to recognize and honor faculty who have contributed to the University through their exemplary and sustained service to students, faculty, discipline/profession, and community.

<u>Daisy Parker Flory Alumni Professors</u>	<u>Department</u>	<u>Date of Designation</u>
Clifford K. Madsen	Music	1985-86
Fred Standley	English	1985-86
Patricia Y. Martin	Sociology	1989-90

McKenzie Professors

These awards, funded by Sarah P. and W. Guy McKenzie, Sr. (formally funded by the FSU Foundation), honor full-time, tenured professors who exemplify high standards of performance in teaching, research and service.

<u>McKenzie Professors</u>	<u>Department</u>	<u>Date of Designation</u>
Janet G. Burroway	English	1987
Thomas R. Dye	Government; Policy Sciences	1987
Jaako Hintikka	Philosophy	1987
Louis N. Howard	Mathematics	1987
William O. Winstead	Music	1987
Karen J. Berkley	Psychology	1989
David K. Kirby	English	1989
Christopher Hunter	Mathematics	1991

The President & Provost's Named Professorship Program

Named Professorships are a means of recognizing and honoring outstanding faculty in the colleges of Florida State University.

<u>Named in 1999-2000</u>	<u>Title of Named Professorship</u>	<u>College</u>	<u>Department</u>
William J. Cloonan	Richard L. Chapple Prof. of Modern Languages & Linguistics	Arts & Sciences	Modern Languages & Ling.
Nancy T. de Grummond	M. Lynette Thompson Professor of Classics	Arts & Sciences	Classics
Zachary Fisk	Paul A. M. Dirac Professor of Physics	Arts & Sciences	Physics
Stanley E. Gontarski	Sarah Herndon Professor of English	Arts & Sciences	English
Vasken Hagopian	Joseph E. Lannutti Professor of Physics	Arts & Sciences	Physics
Frances C. James	Pasquale Graziadei Professor of Biological Science	Arts & Sciences	Biological Science
Neil T. Jumonville	William Warren Rogers Professor of History	Arts & Sciences	History
David E. Loper	George W. Devore Professor of Geological Sciences	Arts & Sciences	Geological Sciences
Alan G. Marshall	Kasha Professor of Chemistry	Arts & Sciences	Chemistry & Biochemistry
Joseph R. McElrath	William Hudson Rogers Professor of English	Arts & Sciences	English
Richard L. Pfeffer	Carl-Gustaf Rossby Professor of Meteorology	Arts & Sciences	Meteorology
Melvin E. Stern	V. W. Ekman Professor of Oceanography	Arts & Sciences	Oceanography
Walter R. Tschinkel	Margaret Y. Menzel Professor of Biological Science	Arts & Sciences	Biological Science
Richard K. Wagner	Alfred Binet Professor of Psychology	Arts & Sciences	Psychology
Jack T. Fiorito	J. Frank Dame Professor of Management	Business	Management
Carol A. Darling	Margaret Rector Sandels Professor of Human Sciences	Human Sciences	Family & Child Sciences
Richard R. Portman	Gordon Sawyer Professor of Recording Arts	MP Arts	Motion Picture Arts
Andre Thomas	Owen F. Sellers Professor of Music	Music	Music
William D. Berry	Marian D. Irish Professor of Political Science	Social Sciences	Political Science
David A. MacPherson	Abba Lerner Professor of Economics	Social Sciences	Economics
Willa Jo (Jawole) Zollar	Nancy Smith Fichter Professor of Dance	Visual Arts & Dance	Dance
<u>Named in 2000-2001</u>	<u>Title of Named Professorship</u>	<u>College</u>	<u>Department</u>
Wendy Bishop	Kellogg W. Hunt Professor of English	Arts & Sciences	English
John L. Bryant	Orville G. Harrold Professor of Mathematics	Arts & Sciences	Mathematics
John A. Corrigan	Edwin S. Gaustad Professor of Religion	Arts & Sciences	Religion
John G. Dorsey	Katherine Blood Hoffman Professor of Chemistry	Arts & Sciences	Chemistry & Biochemistry
Marc E. Freeman	Lloyd M. Beidler Professor of Biological Science	Arts & Sciences	Biological Science
William F. Herrnkind	Robert K. Godfrey Professor of Biological Science	Arts & Sciences	Biological Science
Robert A. Holton	Matthew Suffness Professor of Chemistry	Arts & Sciences	Chemistry & Biochemistry
Thomas E. Joiner	Bright-Burton Professor of Psychology	Arts & Sciences	Psychology
John E. Kelsay	Richard L. Rubenstein Professor of Religion	Arts & Sciences	Religion
Kirby W. Kemper	John David Fox Professor of Physics	Arts & Sciences	Physics
William T. Lhamon	George M. Harper Professor of English	Arts & Sciences	English
Nancy H. Marcus	Mary Sears Professor of Oceanography	Arts & Sciences	Oceanography
Ian W. McKeague	Ralph A. Bradley Professor of Statistics	Arts & Sciences	Statistics
Sheila Ortiz-Taylor	Francis G. Townsend Professor of English	Arts & Sciences	English
Joseph F. Owens	Guenter Schwarz Professor of Physics	Arts & Sciences	Physics
Mark F. Pietralunga	Victor Oelschläger Professor of Modern Languages	Arts & Sciences	Modern Languages & Ling.
Mark A. Riley	Raymond K. Sheline Professor of Physics	Arts & Sciences	Physics
Friedrich K. Stephan	Curt P. Richter Professor of Psychology & Neuroscience	Arts & Sciences	Psychology
W. Jeffrey Tatum	Olivia Nelson Dorman Professor of Classics	Arts & Sciences	Classics
Joseph K. Torgesen	Robert M. Gagne Professor of Psychology & Education	Arts & Sciences	Psychology
K. Michele Kacmar	Charles A. Rovetta Professor of Management	Business	Management
Amy M. Wetherby	L. L. Schendel Professor of Communication Disorders	Communication	Communication Disorders
Marilyn J. Young	Wayne C. Minnick Professor of Communication	Communication	Communication
Joseph C. Beckham	Allan Tucker Prof. of Educational Policy Studies & Leadership	Education	Ed. Leadership & Policy Studies
Namas Chandra	Krishnamurty Karamcheti Professor of Engineering	Engineering	Mechanical Engineering
Michael H. Peters	Elvin J. Dantin Professor of Engineering	Engineering	Mechanical Engineering
Hsu-Pin (Ben) Wang	Simon Ostrach Professor of Engineering	Engineering	Industrial & Manufacturing Eng.
Emily M. Haymes	C. Etta Walters Professor of Exercise Science	Human Sciences	Nutrition, Food & Exercise Sci.
Robert J. Moffatt	Georgia Alice Stamford Professor of Exercise Science	Human Sciences	Nutrition, Food & Exercise Sci.
Douglas W. Kiefer	Donald Brittain Professor of Cinematography	MP Arts	Motion Picture Arts
Frank Kowalsky	Joseph A. White Professor of Music	Music	Music
Jayne M. Standley	Ella Scoble Opperman Professor of Music	Music	Music
Melissa A. Hardy	Raymond F. Bellamy Professor of Sociology	Social Sciences	Sociology
David W. Rasmussen	James H. Gapinski Professor of Economics	Social Sciences	Economics
C. Aaron McNeece	Walter W. Hudson Professor of Social Work	Social Work	Social Work
Cynthia J. Hahn	Gulnar K. Bosch Professor of Art History	Visual Arts & Dance	Art History

The President & Provost's Named Professorship Program

<u>Named in 2001-2002</u>	<u>Title of Named Professorship</u>	<u>College</u>	<u>Department</u>
Bruce T. Boehrer	Bertram H. Davis Professor of English	Arts & Sciences	English
Allan J. Clarke	Adrian E. Gill Professor of Oceanography	Arts & Sciences	Oceanography
Elbio R. Dagotto	Edward A. Desloge Professor of Physics	Arts & Sciences	Physics
Naresh S. Dalal	Dirac Professor of Chemistry	Arts & Sciences	Chemistry & Biochemistry
William K. Dewar	Pierre Welander Professor of Oceanography	Arts & Sciences	Oceanography
William Ross Ellington	Michael J. Greenberg Professor of Biological Science	Arts & Sciences	Biological Science
Roberto G. Fernandez	Dorothy Lois Breen Hoffman Prof. of Modern Lang. & Ling.	Arts & Sciences	Modern Languages & Linguistics
Alan R. Lang	R. Robert Browning Professor of Psychology	Arts & Sciences	Psychology
Sharon E. Nicholson	Heinz and Katharina Lettau Professor of Climatology	Arts & Sciences	Meteorology
Doron Nof	Fridtjof Nansen Professor of Oceanography	Arts & Sciences	Oceanography
William H. Outlaw, Jr.	Peter H. Homann Professor of Biological Science	Arts & Sciences	Biological Science
Stephan von Molnar	Robert A. Kromhout Professor of Physics	Arts & Sciences	Physics
Mark D. Winegardner	Janet G. Burroway Professor of English	Arts & Sciences	English
Sherwood W. Wise, Jr.	Lyman D. Toulmin Professor of Geological Sciences	Arts & Sciences	Geological Sciences
Ronald E. Goldsmith	Richard M. Baker Professor of Marketing	Business	Marketing
Gary R. Heald	Theodore Clevenger, Jr., Professor of Communication	Communication	Communication
Thomas G. Blomberg	Sheldon L. Messinger Professor of Criminology	Criminology	Criminology & Criminal Justice
Shridhar K. Sathe	D. K. Salunkhe Professor of Food Science	Human Sciences	Nutrition, Food & Exercise Sciences
John B. Ruhl	Joseph Story Professor of Law	Law	Law
Roy E. Delp	Walter S. James Professor of Voice	Music	Music
John M. Geringer	Lewis V. Pankaskie Professor of Music	Music	Music
Isaac W. Eberstein	Charles Meade Grigg Professor of Sociology	Social Sciences	Sociology
<u>Named in 2002-2003</u>	<u>Title of Named Professorship</u>	<u>College</u>	<u>Department</u>
Howard A. Baer	J. Daniel Kimel Professor of Physics	Arts & Sciences	Physics
R. Bruce Bickley	Griffith T. Pugh Professor of English	Arts & Sciences	English
Philip L. Bowers	Dwight B. Goodner Professor of Mathematics	Arts & Sciences	Mathematics
James S. Brooks	Grace C. and William G. Moulton Professor of Physics	Arts & Sciences	Physics
William C. Burnett	Carl Henry Oppenheimer Professor of Oceanography	Arts & Sciences	Oceanography
Jeffrey P. Chanton	John Widmer Winchester Professor of Oceanography	Arts & Sciences	Oceanography
Robert J. Contreras	James C. Smith Professor of Psychology	Arts & Sciences	Psychology
Timothy A. Cross	Earl Frieden Professor of Chemistry and Biochemistry	Arts & Sciences	Chemistry & Biochemistry
John J. Fenstermaker	Fred L. Standley Professor of English	Arts & Sciences	English
Marie E. Krafft	Martin A. Schwartz Professor of Chemistry	Arts & Sciences	Chemistry & Biochemistry
John R. Quine	Charles W. McArthur Professor of Mathematics	Arts & Sciences	Mathematics
Thomas M. Roberts	Robert B. Short Professor of Biological Science	Arts & Sciences	Biological Science
Pamela K. Coats	Robert C. Earnest Professor of Finance	Business	Finance
Marcy P. Driscoll	Leslie J. Briggs Professor of Educational Research	Education	Ed. Psychology & Learning Systems
Adam J. Hirsch	David M. Hoffman Professor of Law	Law	Law
Carolyn A. Bridger	John Boda Professor of Music	Music	Music
S. Douglass Seaton	Warren D. Allen Professor of Music	Music	Music
Charles E. Connerly	William G. & Budd Bell Prof. of Urban & Regional Planning	Social Sciences	Urban & Regional Planning
<u>Named in 2003-2004</u>	<u>Title of Named Professorship</u>	<u>College</u>	<u>Department</u>
Bettye Ann Case	Olga Larson Professor of Mathematics	Arts & Sciences	Mathematics
Jack E. Crow	John and Geraldine P. Schuler Professor of Physics	Arts & Sciences	Physics
Dean Falk	Hale G. Smith Professor of Anthropology	Arts & Sciences	Anthropology
Robert J. Gellately	Earl Beck Professor of History	Arts & Sciences	History
Hunt Hawkins	James M. McCrimmon Professor of English	Arts & Sciences	English
Ruby E. Krishnamurti	J. Stewart Turner Professor of Oceanography	Arts & Sciences	Oceanography
Efstratios Manousakis	Donald Robson Professor of Physics	Arts & Sciences	Physics
Mary E. Pohl	Laura Jepsen Professor of Anthropology	Arts & Sciences	Anthropology
Amanda Porterfield	Robert A. Spivey Professor of Religion	Arts & Sciences	Religion
Per Arne Rikvold	James Gust Skofronick Professor of Physics	Arts & Sciences	Physics
Joseph B. Schlenoff	Leo Mandelkern Professor of Polymer Science	Arts & Sciences	Chemistry & Biochemistry
Samuel L. Tabor	Norman P. Heydenburg Professor of Physics	Arts & Sciences	Physics
David B. Whalley	E.P. Miles Professor of Computer Science	Arts & Sciences	Computer Science
Xiaolei Zou	Jule Charney Professor of Meteorology	Arts & Sciences	Meteorology
Howard Goldstein	Donald M. Baer Professor of Comm. Sciences & Disorders	Communication	Communication Disorders
Robert A. Reiser	Robert M. Morgan Professor of Instructional Systems	Education	Ed. Psychology & Learning Systems

The President & Provost's Named Professorship Program

2003-2004 (cont.)

	<u>Title of Named Professorship</u>	<u>College</u>	<u>Department</u>
Emmanuel G. Collins	John H. Seely Professor of Mechanical Engineering	Engineering	Mechanical Engineering
Alice-Ann Darrow	Irvin Cooper Professor of Music	Music	Music Therapy
Eliza T. Dresang	Eliza Atkins Gleason Professor of Information Studies	Information Studies	Information Studies
Eric P. Ohlsson	Charles O. DeLaney Professor of Music	Music	Music
Colleen L. Muscha	Don Stowell, Jr. Professor of Theatre	Theatre	Theatre
Thomas L. Anderson	Jessie Lovano-Kerr Professor of Art Education	Visual Arts & Dance	Art Education
Lynda J. Davis	Nellie-Bond Dickinson Professor of Dance	Visual Arts & Dance	Dance

Named in 2004-2005

	<u>Title of Named Professorship</u>	<u>College</u>	<u>Department</u>
Paul Cottle	Steve Edwards Professor of Physics	Arts & Sciences	Physics
Henry Fuelberg	David W. Stuart Professor of Meteorology	Arts & Sciences	Meteorology
Kenneth Roux	Kurt G. Hofer Professor of Biological Science	Arts & Sciences	Biological Science
Gershon Tenenbaum	Benjamin S. Bloom Professor of Education	Education	Ed. Psychology & Learning Systems
Justin Schwartz	Jack E. Crow Professor of Engineering	Engineering	Mechanical Engineering/NHMFL
Bryan Goff	Robert T. Braunagel Professor of Music	Music	Music
Patrick Meighan	Alfred N. Tipton Professor of Music	Music	Music
Frances Berry	Frank Sherwood Professor of Public Administration	Social Sciences	Public Administration and Policy
Richard Feiock	Augustus B. Turnbull Professor of Public Administration	Social Sciences	Public Administration and Policy
Robert Jay Turner	Marie E. Cowart Professor of Epidemiology and Sociology	Social Sciences	Sociology

Named in 2005-2006

	<u>Title of Named Professorship</u>	<u>College</u>	<u>Department</u>
Bernd A. Berg	Paul A. Dirac Professor of Physics	Arts & Sciences	Physics
Neil H. Charness	William G. Chase Professor of Psychology	Arts & Sciences	Psychology
Raymond R. Fleming	John Francis Dugan Prof. of Modern Languages & Ling.	Arts & Sciences	Modern Languages & Linguistics
Harrison B. Prosper	Kirby Kemper Professor of Physics	Arts & Sciences	Physics
Kenneth A. Taylor	Donald L. D. Caspar Professor of Biological Sciences	Arts & Sciences	Biological Science
Lori J. Walters	Harry F. Williams Professor of French	Arts & Sciences	Modern Languages & Linguistics
Kathleen Yancey	Kellogg W. Hunt Professor of English	Arts & Sciences	English
Rolf A. Zwaan	F. C. Donders Professor of Psychology	Arts & Sciences	Psychology
Theodore G. Chiricos	William J. Wilson Prof. of Criminology & Criminal Justice	Criminology	Criminology & Criminal Justice
Pamela S. Carroll	Dwight L. Burton Professor of English Education	Education	Middle & Secondary Education
Steven W. Van Sciver	John H. Gorrie Professor of Mechanical Engineering	Engineering	Mechanical Engineering
Nicholas F. Mazza	Patricia V. Vance Professor of Social Work	Social Work	Social Work

Named in 2008-09

	<u>Title of Named Professorship</u>	<u>College</u>	<u>Department</u>
Eric Baumer	Allen E. Liska Professor of Criminology	Criminology	Criminology & Criminal Justice
Tim Sass	Charles & Joan Haworth Professor of Economics	Social Sciences	Economics

Source: Office of Faculty Development and Advancement

Robert O. Lawton Distinguished Professors

The Robert O. Lawton Distinguished Professor award is the highest honor faculty can bestow on a colleague. This award was first presented in 1957-58 and was known as the Distinguished Professor award until 1981 when it was renamed in honor of the late Vice President for Academic Affairs Robert O. Lawton. At that time past recipients also were designated Lawton Distinguished Professors.

<u>Year</u>	<u>Recipient</u>	<u>Department</u>	<u>Year</u>	<u>Recipient</u>	<u>Department</u>
1957-58	William Hudson Rogers	English	199-97	Joseph Travis	Biological Science
1958-59	Marian Doris Irish	Government	1997-98	De Witt Sumners	Mathematics
1959-60	Anna Forbes Liddell	Philosophy	1998-99	Myles Hollander	Statistics
1960-61	Ernest Max Grunwald	Chemistry	1999-00	James J. O'Brien	Meteorology & Oceanography
1961-62	Wiley Lee Housewright	Music	2000-01	Christopher Tam	Mathematics
1962-63	Michael Kasha	Chemistry	2001-02	Nancy H. Marcus	Oceanography
1963-64	Dorothy Hoffman	Modern Languages	2002-03	Kirby W. Kemper	Physics
1964-65	Carlisle Floyd, Jr.	Music	2003-04	David Kirby	English
1965-66	Betty Monaghan Watts	Food and Nutrition	2004-05	Not Awarded	
1966-67	Raymond K. Sheline	Chemistry	2005-06	Jayne M. Standley	Music Therapy
1967-68	Gregory R. Choppin	Chemistry	2006-07	Alan G. Marshall	Chemistry & Biochemistry
1968-69	Eugene D. Nichols	Mathematics Ed.	2007-08	Walter Tschinkel	Biological Science
1969-70	Earl Frieden	Chemistry	2008-09	Stanley Gontarski	English
1970-71	Ralph Allan Bradley	Statistics	2009-10	Richard K. Wagner	Psychology
1971-72	Lloyd Mumbauer Beidler	Biological Science	2010-11	Thomas E. Joiner	Psychology
1972-73	Kellogg Wesley Hunt	English	2011-12	Jawole Willa Jo Zollar	Dance
1973-74	I. Richard Savage	Statistics	2012-13	Naresh S. Dalal	Chemistry & Biochemistry
1974-75	Daniel Ralph Kenshalo	Psychology	2013-14	Shridhar K. Sathe	Nutrition, Food & Exercise Science
1975-76	Richard Gordon Fallon	Theatre	2014-15	Mark A. Riley	Physics
1976-77	Elena Nikolaidi	Music	2015-16	Max D. Gunzburger	Scientific Computing
1977-78	Richard L. Rubenstein	Religion	2016-17	Joseph B. Schlenoff	Chemistry & Biochemistry
1978-79	Seymour L. Hess	Meteorology	2017-18	Jeffrey Chanton	Earth, Ocean and Atmospheric Sci.
1979-80	George M. Harper	English	2018-19	Pamela L. Perrewé	Management
1980-81	Harry M. Walborsky	Chemistry	2019-20	Timothy Cross	NHMFL, Chemistry & Biochemistry
1981-82	Robert Gilmer	Mathematics	2020-21	Sharon Nicholson	Earth, Ocean and Atmospheric Sci.
1982-83	Robert M. Gagne	Ed Research, Dev, & Foundations			
1983-84	J. Herbert Taylor	Biological Science			
1984-85	Leo Mandelkern	Chemistry			
	Frank Proshan	Statistics			
1985-86	T.N. Krishnamurti	Meteorology			
1986-87	Daniel Simberloff	Biological Science			
1987-88	Werner Herz	Chemistry			
1988-89	Clifford K. Madsen	Music			
1989-90	Richard L. Greaves	History			
1990-91	Donald Robson	Physics			
1991-92	Nancy Smith Fichter	Dance			
	E. Imre Friedmann	Biological Science			
1992-93	James C. Smith	Psychology			
1993-94	Jayaram Sethuraman	Statistics			
1994-95	Kurt G. Hofer	Biological Science			
1995-96	Janet G. Burroway	English			

Source: Office of the President

Florida State University Distinguished Teachers

The Distinguished Teacher award is the university's top award for teaching.

<u>Year</u>	<u>Recipient</u>	<u>Department</u>
1990	Ronald J. Clark	Chemistry
	Kurt G. Hofer	Biological Science
	Donald D. Horward	History
	Clifford K. Madsen	Music
	Edward K. Mellon	Chemistry
1991	James P. Jones	History
	William T. Lhamon	English
	Michael Rashotte	Psychology
	William Rogers	History
	Leo Sandon	Religion
1992	Janet G. Burroway	English
1993	David B. Levenson	Religion
1994	James C. Smith	Psychology
1995	Stephen P. Leach	Computer Science
1996	Eric C. Walker	English
1997	Carol A. Darling	Family & Child Sciences
1998	Kenneth A. Goldsby	Chemistry
1999	Dennis Moore	English
2000	Robert Reiser	Educational Research
2001	John Fenstermaker	English / American & Florida Studies
2002	Not Awarded	
2003	Shridhar K. Sathe	Nutrition, Food, & Exercise Science
2004	Karen B. Everage	Mathematics
2005	Charles Ouimet	Medicine
2006	Pamela Carroll	Middle & Secondary Education
2007	David Kirby	English
2008	William Christiansen	Finance
2009	Mark Ziegler	Communication
2010	Pamela K. Coats	Finance
2011	Jill Quadagno	Sociology
2012	Lenore McWey	Family & Child Sciences
2013	Matthew Shaftel	Music
2014	Annette Schwabe	Sociology
2015	Patricia Spears Terebelski	Biological Science
2016	Lisa Scott	Communication Science & Disorders
2017	Arthur A. Raney	Communication
2018	Gregory Erickson	Biological Science
2019	John Parks, IV	Music
2020	Michael Ormsbee	Nutrition, Food, & Exercise Science

Source: Office of the President

University Teaching Awards

Excellence in Undergraduate Teaching Awards were first awarded in 1962-63 and were then designated as the Coyle E. Moore, Jr. Awards. They were continued (and overlapped) as the George Miller Teaching Awards in 1966-67 and 1967-68, the Amoco/Standard Oil Foundation Awards from 1967 through 1977, the President's Teaching Awards from 1977-78 through 1984-85, and beginning in 1985-86, they were designated as the University Teaching Awards.

The Coyle E. Moore, Jr. Award

<u>1962-63</u> James P. Jones	History	<u>1963-64</u> William W. Rogers	History	<u>1964-65</u> Katherine Hoffman	Chemistry
<u>1965-66</u> Steve Edwards	Physics	<u>1966-67</u> Michael J. Shaara	English	<u>1967-68</u> Ingrid Tiesler	Modern Languages

The George Miller Teaching Award

<u>1966-67</u> Eva May Atwood	Modern Languages	<u>1967-68</u> Robley Light	Chemistry
----------------------------------	------------------	--------------------------------	-----------

Amoco/Standard Oil Foundation Awards

<u>1967</u> Homer A. Black Donald D. Horward Dorothy M. Schlitt	Business (Accounting) History Science Education	<u>1968</u> Richard Baker, Jr. Joann James Robert J. Kansky	Marketing Modern Languages Mathematics Education	<u>1969</u> Harrison Chase William H. Heflin William H. Long	Geography Foreign Language Ed. Meteorology
<u>1970</u> Azzurra B. Givens Edward K. Mellon Charles T. Wellborn	Modern Languages Chemistry Religion	<u>1971</u> Ronald J. Clark Carolyn J. Schluck Jerome H. Stern	Chemistry Elementary Education English	<u>1972</u> Joyotpaul Chaudhuri W. W. de Grummond Jeanne L. Ryan	Government Classics Habilitative Science
<u>1973</u> John J. Carey Marilyn P. Gombosi Kay Judkins	Religion Music Clothing & Textiles	<u>1974</u> David L. Ammerman Janet G. Burroway James C. Smith	History English Psychology	<u>1975</u> William T. Lhamon Hans S. Plendl Robert Rubanowice	English Physics History
<u>1976</u> Eugene J. Crook Robert Carter Morris Marjorie Sparkman	English Physics Nursing	<u>1977</u> Richard L. Chapple Leo Sandon, Jr. George Weaver	Modern Languages Religion Psychology		

President's Teaching Awards

<u>1977-78</u> James P. Jones, Jr. Clifford K. Madsen H. Peter Stowell	History Music English	<u>1978-79</u> Sydney R. Grant Colleen J. Kirk James C. Moore	Educational Research Music Audiology & Speech Pathology	<u>1979-80</u> John R. Albright Patricia A. Dore Kurt G. Hofer	Physics Law Biological Sciences
<u>1980-81</u> Joyce L. Carbonell Mildred W. Ravenell Patricia Rose	Psychology Law Art	<u>1981-82</u> Robert C. Clark E. Joe Nosari Michael E. Rashotte	Childhood, Reading, & Special Education Finance Psychology	<u>1982-83</u> Janice L. Flake Sandra W. Rackley Calvin E. Zongker	Curriculum & Instruction Communication Home & Family Life
<u>1983-84</u> Fanchon F. Funk John A. Payne William W. Rogers	Educational Leadership Audiology & Speech Pathology History	<u>1984-85</u> Edward A. Desloge John J. Fenstermaker Warren B. Nation	Physics English Marketing		

University Teaching Awards

University Teaching Awards

1985-86		1986-87		1987-88	
Hans P. Braendlin	Modern Languages	Phillip L. Bowers	Mathematics	David L. Balkwill	Biological Science
William J. Cloonan	Modern Languages	Victor Carrabino	Modern Languages	James K. Brewer	Educational Research
John A. Degen	Theatre	Doris H. Clark	Library & Information Studies	Amy Brown	Music
Nancy de Grummond	Classics	Eugene J. Crook	English	Donna Crowley	Communications
Emily T. Haymes	Movement Sc. & Physical Ed.	Thomas Dye	Political Science	Carol Darling	Home & Family Life
Janet E. Kodras	Geography	James H. Gapinski	Economics	John Elam	Biological Science
Duane A. Meeter	Statistics	Glorida A. Grizzle	Public Administration	Nan Goggin	Studio Art
Robert A. Reiser	Educational Research	Louis Howard	Mathematics	Leon Golden	Classics & Humanities
Michael M. Richey	Theatre	Patricia Johnson	Human Services & Studies	Richard Greaves	History
Timothy C. Verdon	Art History	David Levenson	Religion	Sally Hansen-Gandy	Family & Child Sciences
Barbara W. White	Social Work	Robert Neuman	Art History	Wolfgang Heil	Mathematics
		Fred Standley	English	Jeanne D. Heitmeyer	Clothing, Textiles, & Merch.
		Jayne M. Standley	Music	Donald Horward	History
		Sheila O. Taylor	English	Maxine Jones	History
				Patricia Martin	Sociology
				William Oldson	History
				Paul Piccard	Political Science
				David Quadagno	Movement Sc. & Physical Ed.
				Thomas Schaefer	Accounting
				Eric Walker	English
				James Wyatt	Modern Languages
1988-89		1989-90		1990-91	
Howard D. Baker	Psychology	Michael Armer	Sociology	Thomas G. Blomberg	Criminology
Franklin B. Brown	Chemistry	Stephen P. Baginski	Accounting	Stephen E. Celec	Finance
Charles W. Ehrhart	Law	Karen Berkeley	Psychology	Richard L. Hagen	Psychology
Kenneth A. Goldsby	Chemistry	Wm. A. Christiansen	Finance	James J. Hoffman	Management
Christopher Hunter	Mathematics	Paul R. Elliot	Biological Science	Sam W. Huckaba	Mathematics
William R. Jones	Religion & Black Studies	Bruce T. Grindal	Anthropology	Kathleen A. Kemp	Political Science
George E. Judy	Theatre	Anita S. Hollander	Accounting	Dianne F. Montgomery	Social Work
Stephen P. Leach	Computer Science	James Orcutt	Sociology	Donna M. Nudd	Communication
William F. Marzluff	Chem. & Molecular Biophy.	Glenn Parker	Political Science	Manuel L. Ponce	Interior Design
Jerome H. Stern	English	Bruce Rengers	Nutr., Food, & Movement Sc.	Terrence W. Tilley	Religion
James D. White	Criminology	Joe M. Richardson	History	Denise A. Tucker	Nursing
		Mary Shannahan	Nursing	Kathryn Weathersby	History
		Theodore P. Williams	Biological Science		
1991-92		1992-93		1993-94	
Jon S. Bailey	Psychology	Gary A. Benesh	Finance	Brenda L. Cappuccio	Modern Languages
Bruce T. Boehrer	English	Wendy Bishop	English	Karen Cunningham	English
John L. Bryant	Mathematics	Daniel R. Boroto	Psychology	Robert E. Deyle	Urban & Regional Planning
Karen M. Burgess	Mathematics	Bonnie L. Braendlin	English	Roberto G. Fernandez	Modern Languages
Anne M. Bush	Art	E. Wayne Hill	Family, Child & Consumer Sc.	Susan S. Fiorito	Clothing, Textiles & Merch.
Thomas D. Clark	Information Mgmt. Sciences	Bruce Holzman	Music	Kate W. Gelabert	Theatre
Larry C. Dennis	Physics	Susan I. Hruska	Computer Science	Frances C. James	Biological Science
Phillip E. Downs	Marketing	Elizabeth Jakubowski	Curriculum & Instruction	Neil T. Jumonville	History
Stephen C. Foster	Chemistry	John R. Kerr	Marketing	K. Michele Kacmar	Management
Lorie A. Fridell	Criminology & Crim. Justice	Emma H. Kittles	Clothing, Textiles & Merch.	John E. Kelsay	Religion
S. E. Gontarski	English	John P. Lunstrum	Childhood Education	William E. Leparulo	Modern Languages
Nancy R. Green	Nutr., Food, & Movement Sc.	Dennis D. Moore	English	Rochelle A. Marrinan	Anthropology
Hunt Hawkins	English	Philip D. Morgan	History	Charles C. Ouimet	Psychology
Jack E. Hokanson	Psychology	Jerome S. Osteryoung	Finance	William H. Outlaw, Jr.	Biological Science
David W. Kirby	English	Norma C. Presmeg	Curriculum & Instruction	Barbara C. Palmer	Ed. Theory & Practice
Frank Kowalsky	Music	Anne E. Rowe	English	David F. Powell	Law
Judith L. Irvin	Educational Leadership	Diana Scott	Childhood Education	Thomas M. Roberts	Biological Science
Larry W. Isaac	Sociology	Emmanuel I. Shargel	Educational Foundations	Bawa S. Singh	History
Edward A. Love	Art	Lee P. Stepina	Management	Dale L. Smith	Political Science
Betty Jo McCarty	Childhood Education	Jeffrey Tatum	Classics	Antoine E. Spacagna	Modern Languages
Urban B. Ozanne	Marketing	Andre Thomas	Music	Grayson H. Wheatley	Curriculum & Instruction
Pamela L. Perrewe	Management	Walter R. Tschinkel	Biological Science		
Jill B. Quadagno	Sociology	Bruce W. Tuckman	Educational Research		
Joseph A. Travis	Biological Science	Lori J. Walters	Modern Languages		
Barton J. Wechsler	Public Administration	Charles H. Wolfgang	Childhood Education		
Paul L. Wilkens	Management				

University Teaching Awards

University Teaching Awards (continued)

1994-95

Paolo B. Aluffi - Mathematics
William J. Cloonan - Modern Languages
Valerie J. Conner - History
Lynda J. Davis - Dance
John A. Degen - Theatre
Steven Gey - Law
Virginia P. Green - Ed. Theory & Practice
William R. Jones - Black Studies
Wallace A. Kennedy - Psychology
Stephen Leach - Computer Science
Darrell E. Levi - History
Jean M. Lickson - Theatre
James B. Meyer - Psychology
Maxine Montgomery - English
Mary Ann Moore - Textiles & Consumer Sci.
Donald A. Nast - Finance
John D. Neill, III - Accounting
William O. Oldson - History
John A. Payne - Communications
David M. Quadagno - Biological Science
Paul W. Strait - History
David Van Winkle - Physics
Eric C. Walker - English
C. Walters-Chapman - Family & Child Sci.
Edward Wynot, Jr. - History

1998-99

Winnifred Adolph - Modern Languages
Jon Ahlquist - Meteorology
Michael Blaber - Chemistry
James Brey - Communication
Karen Clarke - Music
Betty Dessants - History
Kevin Eastman - Risk Mgmt. & Insurance
Nina Efimov - Modern Languages
John Fenstermaker - English
Raymond Fleming - Modern Languages
Jonathan Grant - History
Chanta Haywood - English
Gary Heald - Communication
Larry Isaac - Sociology
Brenda Jamon - Social Work
Frank Johnson - Psychology
Joseph McElrath - English
Timothy Moerland - Biological Science
Hans-Friedrich Mueller - Classics
William Outlaw, Jr. - Biological Science
Suzanne Parker - Political Science
Richard Portman - M.P., TV & Rec. Arts
Mark Riley - Physics
Douglas Zahn - Statistics

2002-03

Barbara Allison - Family & Child Sciences
Albert Barcion - Meteorology
George Bates - Biological Sciences
Allen Bathke - Accounting
Robert Clark - Elementary Education
Patrick Dunnigan - Music
Lloyd Epstein - Biological Sciences
Laurel Fulkerson - Classics
Elizabeth Jakubowski - Middle & Sec. Ed.
Maxine Jones - History
Danuta Leszczynska - Civil Engineering
Jean Lickson - Theatre
Timothy Logan - Chemistry
Bryan Loney - Psychology
Michael Meredith - Biological Sciences
Maxine Montgomery - English
Joseph Owens - Physics
Pushkala Raman - Marketing
Cristina Rios - Elementary Education
Jayne Standley - Music
Oliver Steinbock - Chem. & Biochemistry
Frank Vickory - Risk Mgmt/Ins & R.E.
Denise Von Glahn - Music
Peng Xiong - Physics

1995-96

H. Glenn Boggs, II - Risk Management
Judy K. Bowers - Music
Robert N. Braswell - Industrial Engineering
Pamela S. Carroll - Curriculum & Instruction
Carol A. Darling - Family & Child Sciences
Walter Dick - Educational Research
Dean H. Gatzlaff - Risk Management
Joey F. George - Information & Mgmt Sci.
Larry Gerber - Music
Elizabeth Goldsmith - Textiles & Consumer Sci.
Jean Graham-Jones - Modern Languages
Cathy W. Levenson - Nutrition, Food & Movement Science
Christopher Lonigan - Psychology
K. Myers-Pietralunga - Interior Design
Joe L. Mott - Mathematics
Sheila Ortiz-Taylor - English
Valentina Pichugin - Modern Languages
Joe M. Richardson - History
Alvin Stauber - Risk Management
De Witt L. Sumners - Mathematics
Robert G. Turner - Finance
Frank A. Vickory - Risk Management
George E. Weaver - Psychology
Thomas M. Welsh - Dance

1999-00

Margaret Baldwin - Law
Carol Batker - English
Wendy Bishop - English
George Blakely - Studio Art
Shannon Burkes - Religion
William Christiansen - Finance
Allan Clarke - Oceanography
Billy Close - Criminology
Barry Diskin - Risk Mgmt. & Insurance
John Drew - Music
Donald Hodges - Philosophy
John McMichael - Mathematics
David Macpherson - Economics
Robert Marshall - Risk Mgmt. & Insurance
Ann Mullis - Family & Child Sciences
Jay Rayburn - Communication
Sue Reid - Public Admin. & Policy
Samuel Rickless - Philosophy
Adam Sarty - Physics
Martin Schwartz - Chemistry
James Sickinger - Classics
Kaisheng Song - Statistics
James Wooland - Mathematics

2003-04

Reb Braddock - M.P., TV & Rec. Arts
Leigh Edwards - English
David Gaitros - Computer Science
Nancy Greenbaum - Chemistry
Larry Isaac - Sociology
Victoria-Maria MacDonald - Ed. Leadership & Policy Studies
Richard Morton - Accounting
Michael Peters - Chemical Engineering
Gary Smith - Finance
Mark Winegardner - English

1996-97

Allen W. Bathke, Jr. - Accounting
Annette Blackwelder - Mathematics
Karen M. Burgess - Mathematics
John L. Bryant - Mathematics
James E. Croft - Music
Nancy de Grummond - Classics
Isaac W. Eberstein - Sociology
Kathleen M. Erndl - Religion
Stanley E. Gontarski - English
Richard L. Hagen - Psychology
Jeanne Heitmeyer - Textiles & Consumer Sci.
James J. Hoffman - Management
Allen W. Imershein - Sociology
David Kirby - English
Richard N. Mariscal - Biological Science
Bruce Menchetti - Special Education
Gregory A. Riccardi - Computer Science
Shridhar Sathe - Nutr., Food & Movement Sci.
S. Douglass Seaton - Music
William Snyder - Educational Leadership
Barry Solomon - Communication
Richard K. Wagner - Psychology
Virginia G. Walker - Comm. Disorders
David S. Warmath - Neuroscience

2000-01

Ljubisa Adamovich - Economics
Paolo Aluffi - Mathematics
Thomas L. Anderson - Art Education
R. Bruce Bickley, Jr. - English
William Cloonan - Modern Languages
Pamela K. Coats - Finance
Paul D. Cottle - Physics
Donna J. Crowley - Comm. Disorders
Jean Dangler - Modern Languages
John A. Degen - Theatre
Jorge Delva - Social Work
Martin K. Foy - English
Elizabeth Goldsmith - Text. & Consumer Sci.
Ronald E. Goldsmith - Marketing
Ladislav Kubik - Music
Patricia Y. Martin - Sociology
Thomas S. McCaleb - Economics
James McLaughlin - Textiles & Consumer Sci.
Patrick Meighan - Music
Richard J. Morris - Communication Disorders
Jorge Piekarewicz - Physics
John R. Reynolds - Sociology
Don E. Schlagenhauf - Economics
Edward D. Wynot, Jr. - History
Mark T. Ziegler - Communication

2004-05

Jon Ahlquist - Meteorology
Michael Buchler - Music
Pamela Carroll - Middle & Secondary Ed.
Peter Dalton - Philosophy
Kimberly Harris - Hospitality
Frank Johnson - Psychology
David Kangas - Religion
Martin Kavka - Religion
Jeffrey Keesecker - Music
Daniel Klooster - Geography
Frank Kowalsky - Music
Vickie Lake - El. & Early Childhood Ed.
Cathy Levenson - Nutr., Food & Exer. Sci.
Steven Mills - Family & Child Sciences
Dennis Moore - English
Linda M. Rogers - Mathematics
Michael Rychlik - Middle & Secondary Ed.
Zeina Schlenoff - Modern Languages
Matthew Shaftel - Music
James Simpson - Industrial Engineering
Michelle Stebleton - Music
Kimberly VanWeelden - Music
Paul Marty - Information
Robert Reeves - Biological Sciences

1997-98

Doris Abood - Nutr., Food & Movement Sci.
Jon S. Bailey - Psychology
Michael B. Bakan - Music
Marilyn Barger - Civil Engineering
Tessa Bartholomeusz - Religion
Thomas Blomberg - Criminology
Simon C. Capstick - Physics
Roy E. Delp - Music
Kenneth A. Dodaro - Mathematics
Piotr G. Fajer - Biological Science
Lorie A. Fridell - Criminology
Thomas J. Harrison - Electrical Engineering
Janet E. Kodras - Geography
Victoria MacDonald - Education Foundations & Policy Studies
Ian W. McKeague - Statistics
Sally E. McRorie - Art Education
Stefan C. Norrbin - Economics
Jerome Osteryoung - Finance
Daniel J. Pullen - Classics
Robert H. Reeves - Biological Science
Jane L. Reimers - Accounting
V. Sambamurthy - Information & Mgmt. Sci.
W. Jeffrey Tatum - Classics

2001-02

H. Glenn Boggs - Risk Mgmt/Insurance
Robert N. Braswell - Industrial Engineering
Carolyn Bridger - Music
Joyce Carbonell - Women's Studies/Psych.
Scotty Cash - Social Work
Thomas Cornille - Family & Child Sciences
Jodee Dorsey - Nutrition, Food & Exer. Sci.
Donna Fletcher - Rec. & Leisure Services
Sam Huckaba - Mathematics
David F. Johnson - English
James P. Jones - History
Aaron Feng Lan - Modern Languages
Barry Faulk - English
Mark Messersmith - Art
James Orcutt - Sociology
Kislaya Prasad - Economics
Pamela Ryan - Music
David Whalley - Computer Science
James L. Wyatt - Modern Languages

2005-06

Leslie Aspinwall - Middle & Secondary Ed.
Jose Blanco - Textiles & Consumer Sci.
Michael Brady - Marketing
William Christiansen - Finance
Lance deHaven-Smith - Public Admin.
Lise Diez-Arguelles - Management
Kathleen Erndl - Religion
Deborah Floyd - Childhood Ed., Reading & Disability Services
Kenneth Goldsby - Chemistry
Deborah Hasson - Middle & Secondary Ed.
Sally Karioth - Nursing
Jon Maner - Psychology
Alfred Mele - Philosophy
Anthony Morgan - Dance
Ricardo Navarro - Interior Design
John Parks - Music
David Quadagno - Biological Sciences
Arthur Raney - Communication
S. Slaveva-Griffin - Classics
Nora Underwood - Biological Sciences
Lisa Wakamiya - Modern Languages
James Whyte - Nursing
Thomas Wright - Music

University Teaching Awards

University Teaching Awards (continued)

2006-07

Doris Abood - Nutrition, Food & Exer. Sci.
Igor Alabugin - Chemistry & Biochem.
Jon Bailey - Psychology
Billy Barbour - Panama City Campus
Frederick Davis - History
James Doran - Finance
Henry Fuelberg - Meteorology
Michele Garber - Nutr., Food & Exer. Sci.
Elizabeth Goldsmith - Textiles/Cons. Sci.
Bruce Grindal - Anthropology
Evan Jones - Music
Edward Klatt - Medicine
Lenore McWey - Family & Child Sciences
Donna Nudd - Communication
Jorge Piekarowicz - Physics
Susan Porterfield - Nursing
Mark Riley - Physics
Pamela Robbins - History
Deana Rohlinger - Sociology
Lisa Scott - Communication Disorders
Jon Stallins - Geography
Julie Stierwalt - Communication Disorders
Thomas Welsh - Dance
Susan Wood - Middle & Secondary Ed.
Mark Zeigler - Communication

2010-11

Jon Ahlquist - Earth, Ocean & Atmos. Sci.
Margaret Ashmore - Social Work
Deborah Bish - Music
Elizabeth Chamblee Burch - Law
Robin Craig - Law
Ming Cui - Family & Child Sciences
Kristie Fleckenstein - English
Lora Holcombe - Economics
David F. Johnson - English
Mark Kearley - Chemistry & Biochemistry
Steven Kelly - Music
Toni Kirkwood-Tucker - Teacher Ed.
Murray Krantz - Family & Child Sciences
Mark Licht - Psychology
Daniel Maier-Katkin - Criminology
Rick McCullough - Dance
Brian G. Miller - Chemistry & Biochemistry
Jill Pable - Interior Design
Zeina Schlenoff - Modern Languages
Michael Shatrak - Chemistry & Biochem.
Helge Swanson - Teacher Education
Stephen Tripodi - Social Work
James Tull - Earth, Ocean & Atmos. Sci.
Shelbie Witte - Teacher Education

2014-15

Shawn Bayern - Law
Billy Close - Criminology & Crim. Justice
Jonathan Dennis - Biological Science
Emily DuVal - Biological Science
Leigh Edwards - English
Xujun Feng - Modern Languages
Kenan Fishburne - Interior Design
Henry Fuelberg - Earth, Ocean & Atmos. Sci.
Jonathan Grant - History
Lydia Hanks - Hospitality Administration
Robinson Herrera - History
Orenda Johnson - Psychology
Aline Kalbian - Religion
Raphael Kampmann - Civil Engineering
Kaitlin Lansford - Comm. Sci. & Disorders
Wayne Logan - Law
Thomas Miller - Biological Science
Irene Padavic - Sociology
Jeff Paterson - Accounting
Steven Ramsier - Statistics
Deana Rohlinger - Sociology
Nat Stern - Law
Miles Taylor - Sociology
Kathryn Tilman - Sociology
Kaifeng Yang - Public Admin. & Policy

2007-08

Paolo Aluffi - Mathematics
Cheryl Beeler - SM, RM & Physical Ed.
Radha Bose - Statistics
Joseph Calhoun - Economics
Billy Close - Criminology & Criminal Justice
Jerome Cronin - Marketing
Nanna Cuchens - Nursing
Norma "Jeanne" Dexter - Mgmt, Pan. City
Andrew Epstein - English
Donna Fletcher - SM, RM & Physical Ed.
Larry Gerber - Music
Steven Gey - Law
Frank Gunderson - Music
Sandra Halvorson - Commun., Pan. City
Monica Hurdal - Mathematics
Alexander Jimenez - Music
Darrin McMahon - History
Jeff Patterson - Accounting
Carolyn Piazza - Childhood Ed., Reading
& Disability Services
Steven Ramsier - Statistics
Nat Stern - Law
Denise Tucker - Nursing
William Woodyard - RM, RE & Bus. Law

2011-12

Alexander Aviña - History
Jason Barabas - Political Science
R. Blackwell-Flanagan - Ed Leadership
Reb Braddock - Motion Picture Arts
Joab Corey - Economics
Barbara Cottrell - College of Nursing
John Dorsey - Chemistry & Biochemistry
Patrick Dunnigan - College of Music
Gregory Erickson - Biological Science
Kevin Fenton - College of Music
Timothy Glenn - School of Dance
Kristine Harper - History
Gerrie Houlihan - School of Dance
Neil Jumonville - History
David Kirby - English
Okenwa Okoli - Industrial Engineering
Timothy Parrish - English
Pamela Robbins - History
Robert Romanchuk - Modern Languages
Lisa Scott - Comm. Science & Disorders
Holly Sudano - Accounting
Lisa Waxman - Interior Design
Lisa Weinberg - Sociology
Eric Wiedegreen - Interior Design

2015-16

Bruce Billings - Accounting
Nicholas Bonesteel - Physics
Joseph Calhoun - Economics
Anne Coldiron - English
George "Bob" Garner - ESIS
Ilana Goldman - School of Dance
Susan Hellstrom - Arts and Sciences
Munir Humayun - EOAS
James Justus - Philosophy
Laura Keller - Biological Science
Christine Koontz - School of Information
Nathaniel Line - Hospitality Admin.
Mallory Lucier-Greer - Family & Child Sci.
Martin Mende - Marketing
John Myers - School of Teacher Education
M. Nair-Collins - Behavioral Sci. & Social Med.
Takemichi Okui - Physics
Jennifer Proffitt - School of Communication
Marlo Ransdell - Interior Arch. & Design
John Reynolds - Sociology
Timothy Stover - Classics
Brian Stults - Criminology and Crim. Justice
John Taylor - Industrial Engineering
Geoffrey Thomas - Anthropology
Mary Ziegler - College of Law

2008-09

Natalya Baldyga - Theatre
Allen Bathke - Accounting
Randy Blass - Management
Terence Coonan - Center-Human Rights
Angela Davis - Teacher Education
Jonathan Grant - History
James Jones - History
Kelley Kline - Psychology, PC Campus
Amy Koehlinger - Religion
Marie Krafft - Chemistry & Biochemistry
Victoria Meyer - MP, TV & Recording Arts
Tom Miller - Biological Sciences
Lynn Panton - Nutrition, Food & Exer. Sci.
Mark Pietralunga - Modern Languages
John Reynolds - Sociology
Cristina Rios - Teacher Ed., PC Campus
David Rowell - Theatre
Eugene Ryerson - Medicine
Shridhar Sathe - Nutr., Food & Exer. Sci.
Annette Schwabe - Sociology
Patricia Spears - Biological Science
Kathryn Tillman - Sociology
Molly Wasko - Mgmt. Information Systems
Kaifeng Yang - Public Administration

2012-13

Jennifer Atkins - School of Dance
Michael Buchler - College of Music
Eric Coleman - Political Science
Nancy de Grummond - Classics
James Dever - Management
Roberto Fernandez - Modern Languages
Laurel Fulkerson - Classics
Adam Gaiser - Religion
Michele Garber - Nutr., Food & Exer. Sci.
Young-Suk Kim - Teacher Education
Eric Klassen - Mathematics
Feng Lan - Modern Languages
David Landau - College of Law
Alfred Mele - Philosophy
Dennis Moore - English
Richard Morris - Comm. Sci. & Disorders
William Parker - Earth, Ocean & Atmos. Sci.
Amy Polick - Psychology, PC Campus
Nancy Rogers - College of Music
Jonathan Sheppard - History
Katie Showman - Economics
Phyllis Underwood - Teacher Education
Jeanne Wanzek - Teacher Education
Thomas Welsh - School of Dance
James Wooland - Mathematics

2016-17

Whitney Bendeck - International Affairs
Anthony Ciarlariello - Motion Picture Arts
Ronald Doel - History
Gregory Erickson - Biological Science
Debra Fadool - Biological Science
Alisha Gaines - English
Melissa Hanson - Law
Lucas Hopkins - Marketing
Mark Kearly - Chemistry & Biochemistry
David Kirby - English
Leonard LaPointe - Comm. Sci. & Disorders
David Markell - Law
Jason Maurer - Motion Picture Arts
Rick McCullough - Dance
Lenore McWey - Family & Child Sciences
Katherine Mooney - History
Stephen Paris - Mathematics
Spencer Pierce - Accounting
Ebrahim Randeree - Information
Linda Schrader - Educational Leadership
Mark Spottswood - Law
Kunihiko Taira - Mechanical Engineering
Melina Vastola - Computer Science
Kathleen Yancey - English

2009-10

Michael Bakan - Music
Bruce Billings - Accounting
G. Curtis Bridgeman - Law
Joyce Carbonell - Psychology
Amy Chan Hilton - Civil Engineering
Katharine Davis - Teacher Education, PC
Gregory Dudley - Chemistry & Biochem.
Leigh Edwards - English
Susan Fiorito - Textiles & Consumer Sci.
Kathy Froelich - Teacher Education
George Huston - Accounting
Carrie Lane - Psychology
Timothy Logan - Chemistry & Biochem.
Janice McCabe - Sociology
David McNaughton - Philosophy
Vincent Mikkelsen - History
Steve Paris - Mathematics
Ebrahim Randeree - Library & Info. Stds.
Allen Romano - Classics
Chris Schatschneider - Psychology
Timothy Stover - Classics
Robert Wagoner - Dance
Kathleen Yancey - English

2013-14

Joseph Neil Abell - Social Work
Allen Blay - Accounting
Judy Bowers - College of Music
William Christiansen - Finance
Angela Davis - Teacher Education
William Dewar - Earth, Ocean & Atmos. Sci.
Andrew Epstein - English
Read Gainsford - College of Music
Ishkhan Grigorian - Mathematics
Monica Hurdal - Mathematics
Lynn Jones - Art History
Kelley Kline - Psychology (Panama City)
Sandra Lewis - Teacher Education
Andrei Malaev - Theatre
Donna Nudd - Communication
Michael Ormsbee - Nutr, Food & Exer Sci.
Jorge Piekarowicz - Physics
Mark Pietralunga - Modern Languages
Arthur Raney - Communication
Patricia Spears Terebelski - Biology
Julie Stierwalt - Comm. Science & Disorders
Jennifer Wells - English

2017-18

Samer Al-Saber - School of Theatre
Paolo Annino - College of Law
Randy Blass - Management
Christy Chatmon - College of Comm. & Info.
Russell Clayton - School of Communication
Vanessa Dennen - Ed. Psych. & Learning Sys.
Bridget DePrince - Chemistry & Biochemistry
John Dorsey - Chemistry & Biochemistry
Nina Efimov - Modern Languages
Mary Frances Hanline - School of Teacher Ed.
Kenneth Hanson - Chemistry & Biochemistry
Alexander Jimenez - College of Music
Dale Jordan - Theatre
Justin Kennemur - Chemistry & Biochemistry
Maxine Montgomery - English
Antje Muntendam - Modern Languages
Jeremiah Murphy - Physics
Justin Sevier - College of Law
Holly Sudano - Accounting
Phyllis Underwood - School of Teacher Ed.
Lisa Waxman - Interior Design
Gwen Welliver - School of Dance

University Teaching Awards & Distinguished Research Professor Awards

University Teaching Awards (continued)

2018-19

Austin Mast - Biological Science
 Paul Trombley - Biological Science
 Nora Underwood - Biological Science
 Brian G. Miller - Chemistry & Biochemistry
 Michael Roper - Chemistry & Biochemistry
 Michael Neal - English
 Elizabeth Coggeshall - Modern Languages
 Birgit Maier-Katkin - Modern Languages
 Adam Gaiser - Religion
 Landon Mauler - Accounting
 Darren Brooks - Management
 Paul Marty - Information
 Daniel Mears - Criminology
 Angela Davis - Teacher Education
 Maria Mendoza - Teacher Education
 Adam Jolles - Art History
 Steven Webber - Art History
 Kristen Greene - Family & Child Sciences
 Michele Garber - Nutr., Food & Exer. Sci.
 Benjamin Smith - Phy. Assist. Prac.
 Robert Tomko - Phy. Assist. Prac.
 Ronald Honn - Motion Picture Arts
 Marcia Porter - Music
 Bruce Mancigli - Social Sciences
 Miranda Waggoner - Sociology
 Lisa Schelbe - Social Work

2019-20

Cameron Beatty - Ed. Leadership & Policy
 Anel Brandl - Modern Languages
 Sindy Chapa - Communication
 Jessica H. Clark - Classics
 Jennifer Grill - Intensive English Studies
 Debra Hale - Theatre
 Leah Hollingsworth - Mathematics
 Yuko Hori - Physics
 Shalay Jackson - Social Work
 Nari Jeter - Family & Child Sciences
 Orenda Johnson - Psychology
 Ayesha Khurshid - Ed. Leadership & Policy
 Penelope Kirby - Mathematics
 Tanu Kohli Bagwe - Ctr. For Global Eng.
 David Landau - Law
 Kaitlin Lansford - Comm. Sci. & Disorders
 Marcia Mardis - Comm. Sci. & Disorders
 Steve Marks - Biological Science
 Chad Marzen - Risk Mgmt/Insurance
 Keithen Mathis - Social Work
 Catherine McClive - History
 Jason Pappas - Sport Management
 Jorge Piekarewicz - Physics
 Laura Reina - Physics
 Angela Sehgal - Nutr., Food & Exercise Sci.
 Andrew Syder - Motion Picture Arts

Shannon Trem Thomas - Music
 Jillian Turanovic - Crim. & Crim. Justice
 Diana Williams - Psychology
 Heidi Williams - Music
 Allison Wing - Earth, Ocean & Atmos. Sci.

Distinguished Research Professor Awards

1991

William Harper - Studio Art
 James O'Brien - Meteorology/Oceanography
 Christopher Tam - Mathematics

1994

Kirby W. Kemper - Physics
 Charles B. Nam - Sociology
 Ralph V. Turner - History

1997

Richard Pfeffer - Meteorology
 Joseph Torgesen - Psychology
 Steven Van Sciver - Mechanical Engineering

2000

Stanley Gontarski - English
 Robert Holton - Chemistry

2003

Nar S. Dalal - Chemistry & Biochemistry
 Doron Nof - Oceanography
 Walter Tschinkel - Biological Sciences

2006

Jeffrey Chanton - Oceanography
 John Kelsay - Religion
 Stephan von Molnar - Physics
 Richard Wagner - Psychology

2009

Suzanne Johnson - Medical Hum./Social Sci.
 Harrison Prosper - Physics
 R. Jay Turner - Sociology

2012

Bernd Berg - Physics
 Zuoxin Wang - Psychology
 Eric Chassignet - Earth, Ocean & Atmos. Sci.
 Gary Taylor - English

2015

David Gilbert - Biological Science
 Alan Spector - Psychology

2018

Pamela Keel - Psychology
 Hedi Mattoussi - Chemistry and Biochemistry

1992

Daniel B. Eisenberg - Modern Languages
 David E. Loper - Mathematics
 Glenn R. Parker - Policy Sciences

1995

John L. Bryant - Mathematics
 Marc E. Freeman - Biological Science
 Joseph F. Owens, III - Physics

1998

Sharon Nicholson - Meteorology
 Vasken Hagopian - Physics
 John Myles - Sociology

2001

Timothy Cross - Chemistry
 Allan Clarke - Oceanography
 Dale Olsen - Music

2004

Karen Berkley - Psychology
 Pamela Perrewé - Business
 Jayne Standley - Music

2007

Thomas Joiner - Psychology
 Mark A. Riley - Physics
 Shridhar K. Sathe - Nutr., Food & Exercise Sci.
 Mark Winegardner - English

2010

William Burnett - Oceanography
 Bruce Locke - Chemical Engineering
 Per Arne Rikvold - Physics
 Amy Wetherby - Clinical Sciences

2013

Rufina Alama - Chemical Engineering
 Brad Schmidt - Psychology
 David Whalley - Computer Science

2016

Betsy Jane Becker - Education Psychology
 Jorge Piekarewicz - Physics
 Bruce Thyer - Social Work

2019

Richard Bertram - Mathematics
 Kun Yang - Physics
 Elizabeth Slate - Statistics

1993

Bruce L. Benson - Economics
 Pasquale P. Graziadei - Biological Science
 De Witt L. Summers - Mathematics

1996

Myles Hollander - Statistics
 Frances James - Biological Science
 Melvin Stern - Oceanography

1999

David Balkwell - Biological Science
 Barry Hirsch - Economics
 Alan Marshall - Chemistry

2002

John Fenstermaker - English
 Samuel Tabor - Physics
 Kenneth Taylor - Biological Sciences

2005

James Brooks - Physics
 Namas Chandra - Mechanical Engineering
 Ken Roux - Biological Sciences

2008

Nancy de Grummond - Classics
 Efstratios Manousakis - Physics
 Joseph Schlenoff - Chemistry & Biochemistry

2011

Christopher Lonigan - Psychology
 Hsu-Pin "Ben" Wang - Industrial Engineering
 Kathleen B. Yancey - English
 Huan-Xiang Zhou - Physics

2014

Dean Falk - Anthropology
 Darrin McMahon - History
 Anuj Srivastava - Statistics

2017

John Corrigan - Religion
 Laura Reina - Physics

2020

Christopher Patrick - Psychology
 Debra Fadool - Biological Sciences

Developing Scholar Awards

1977-78 Robert L. Conn James Gapinski Daniel S. Simberloff Gunther Stamm	Finance Economics Biological Science Art	1978-79 Jayne M. Alley Burton M. Atkins Virgil L. Goedken James D. Orcutt Friedrich K. Stephan Susan B. Thomas	Music Government Chemistry Sociology Psychology Child Development	1979-80 Karyl J. Louwenaar Randolph R. Rill Leo Sandon William R. Thompson	Music Chemistry Religion Government
1980-81 Scott C. Flanagan Marc E. Freeman Dale A. Olsen Marie W. Osmond Joseph Torgesen	Government Biological Science Music Sociology Psychology	1981-82 Robert W. Fichter William F. Marzluff Glenn R. Parker William E. Pelham, Jr. H. Peter Stowell Robert A. Reiser	Art Chemistry Government Psychology English Ed. Research, Development & Foundations	1982-83 Nancy de Grummond Nancy R. Green Penelope E. Mason Thomas S. McCaleb Gerald W. McDonald Joseph F. Owens, III	Classics Nutrition & Food Science Art History Economics Sociology Physics
1983-84 Meinrat O. Andreae Russell J. Dalton Larry W. Isaac Gerald P. Schatten Harold E. Van Wart	Oceanography Political Science Sociology Biological Science Chemistry	1984-85 Ronald C. Braswell Allan J. Clarke Mark J. Martinko Samuel L. Tabor Joseph Travis	Finance Oceanography Management Physics Biological Science	1985-86 Gregory G. Dess W. Ross Ellington Kathleen A. Kemp S. Douglass Seaton Timothy C. Verdon	Management Biological Science Political Science Music Art History
1986-87 Pamela K. Coats Dennis W. Duke Melissa A. Hardy Christopher Lingle Charles M. Tolbert	Finance Physics Sociology Biological Science Sociology	1987-88 David Balkwill Lawrence Dennis Marta Harley Sharon Nicholson Isaac Eberstein	Biological Science Physics English Meteorology Center for the Study of Population	1988-89 George W. Bates Glen H. Doran Marcy Driscoll David R. Peterson Bernd A. Berg	Biological Science Anthropology Educational Research Finance Physics & Supercomputer
1989-90 Anthony J. Arnold Pamela P. Peterson Janet E. Kodras Michael Meredith	Geology Finance Geography Biological Science	1990-91 Timothy A. Cross Sharon J. Derry Efstratios Manousakis Phillip D. Morgan Amy Wetherby	Chemistry Psychology Physics History Communication Disorders	1991-92 William Dewar Marie E. Kraft David Levinthal Jean Mitchell Charles Ouimet	Oceanography Chemistry Physics Economics Psychology
1992-93 Paul D. Cottle John E. Kelsay Pamela E. Perrewe Bruce Stiffel W. Jeffrey Tatum	Physics Religion Management Urban & Regional Planning Classics	1993-94 Bruce T. Boehrer N. Chandrasekaran Angelo M. Collins Neil S. Lundberg Lori J. Walters	English Mechanical Engineering Curriculum & Instruction Geology Modern Languages	1994-95 Howard A. Baer Wendy Bishop Jeffrey Chanton Jerzy Cioslowski Sam Huckaba Robert T. Walker	Physics English Oceanography Chemistry Mathematics Geography
1995-96 Elbio Dagotto Stuart E. Dryer Bruce R. Locke Joseph B. Schlenoff Linda Vinton	Physics Biological Science Chemical Engineering Chemistry Social Work	1996-97 Pedro Arce Timothy Moerland Michael Overton Harrison Prosper Justin Schwartz	Chemical Engineering Biological Science Human Science Physics Mechanical Engineering	1997-98 Emmanuel Collins, Jr. Piotr G. Fajer K. Michele Kacmar Adriana Moreo Christopher J. Patrick	Mechanical Engineering Biological Science Management Physics Psychology
1998-99 Paolo Aluffii Richard Lee Hyson David Johnson Jeffrey Mondak Peter Wainwright	Mathematics Psychology English Political Science Biological Science	1999-00 Kathleen Erndl Elna Green Thomas Joiner Evan Ringquist Rolf Zwaan	Religion History Psychology Political Science Psychology	2000-01 Michael Chapman Cathy Levenson Don Levitan Christopher Lonigan Nathan Stoltzfus	Chemistry Nut, Food & Exer. Sci. Biological Sciences Psychology History
2001-02 Susan Blessing Michael Bakan James Sickinger Michael Mascagni Jean Graham-Jones Donald Odita	Physics Music Classics Computer Science Modern Languages Art	2002-03 Nicholas Bonesteel Darryl Dickson-Carr David J. Ketchen Will Moore Paul Trombley	Physics English Management Political Science Biological Science	2003-04 Farukh Alvi Vladimir Dobrosavljevic Zuoxin Wang	Mechanical Engineering Physics Psychology
2004-05 Jerold Pope Jorge Piekarewicz John Bertot Amy Sang David Houle	Music Physics Information Studies Chemistry & Biochemistry Biological Science	2005-06 Carol Anne Clayton Thomas Houpt Joel Kostka Anuj Srivastava Daniel Vitkus	Meteorology Biological Sciences Oceanography Statistics English	2006-07 Richard Bertram Darrin McMahon Laura Reina Oliver Steinbock Gary Tyson	Mathematics History Physics Chemistry & Biochemistry Computer Science

Developing Scholar Awards & Mentor Awards

Developing Scholar Awards (continued)

<u>2007-08</u>		<u>2008-09</u>		<u>2009-10</u>	
Gregory M. Erickson	Biological Science	Frederick Davis	History	Stephanie Al Otaiba	Teacher Education
Debra Fadool	Biological Science	Robin Goodman	English	Julianna Baggott	English
Hong Li	Chemistry & Biochemistry	Mark Horner	Geography	Carol Connor	Psychology
Peng Xiong	Physics	Jon Maner	Psychology	Min Deng	Biological Science
Kun Yang	Physics	Jill Pable	Interior Design	Gregory Dudley	Chemistry & Biochemistry
		Louis St. Laurent	Oceanography	Ingo Wiedenhoever	Physics
<u>2010-11</u>		<u>2011-12</u>		<u>2012-13</u>	
Matthew J. Goff	Religion	Alexander Volya	Physics	Meegan Hanson	English
Mohamed Kabbaj	Biomedical Sciences	Carlos Bolanos	Psychology	Susan Latturmer	Chemistry & Biochemistry
Michael P. Kaschak	Psychology	Kathleen McCullough	Risk Mgmt/Ins, Real Estate & Legal Stds.	William Oates	Mechanical Engineering
Piyush Kumar	Computer Science	Hengli Tang	Biological Sciences	Wei Yang	Chemistry & Biochemistry
Kathryn H. Tillman	Sociology	Chad Van Iddekinge	Management		
		Svetla Slaveva-Griffin	Classics		
<u>2013-14</u>		<u>2014-15</u>		<u>2015-16</u>	
Joseph Hellweg	Religion	Jeanne Wanzek	Center for Reading Rsrch.	Walter Boot	Psychology
Brian Miller	Chemistry & Biochemistry	Ken Knappenberger	Chemistry & Biochemistry	Eric Coleman	Political Science
Michael Shatruk	Chemistry & Biochemistry	Michael Roper	Chemistry & Biochemistry	James Justus	Philosophy
Young-Suk Kim	Teacher Education	Marcia Mardis	School of Information	Scott Stagg	Chemistry & Biochemistry
Ming Ye	Scientific Computing	Yiyuan She	Statistics	Changchun Zeng	Industrial Engineering
<u>2016-17</u>		<u>2017-18</u>		<u>2018-19</u>	
Jonathan Dennis	Biological Science	Sara Hart	Psychology	Andrea U. de Giorgi	Classics
Fengfeng Ke	Ed. Psych. & Learning Sys.	Kunihiko Taira	Mechanical Engineering	Kevin Huffenberger	Physics
Alan Lemmon	Scientific Computing	M. Elizabeth Stroupe	Biological Science	Zhi Wang	Computer Science
Emily Lemmon	Biological Science	Robert Spencer	Earth, Ocean & Atmos. Sci.	John Schwenkler	Philosophy
Takemichi Okui	Physics			Eugene DePrince	Chemistry & Biochemistry
<u>2019-20</u>					
Dawn Carr	Sociology				
Kenneth Hanson	Chemistry & Biochemistry				
Jie Yang	Computer Science				
Yan-Yan Hu	Chemistry & Biochemistry				

Graduate Faculty Mentor Award

<u>2004-05</u>		<u>2005-06</u>		<u>2006-07</u>	
Jonathan Grant	History	Thomas Joiner	Psychology	Thomas C.S. Keller, III	Biological Science
Donald Horward	History	Mark Winegardner	English	Tiruvalam Krishnamurti	Meteorology
James P. Jones	History	Lisa Waxman	Interior Design	Alan R. Lang	Psychology
Clifford Madsen	Music	Gerald Ferris	Management	Irene Padavic	Sociology
James O'Brien	Meteorology	David Whalley	Computer Science	Jayne Standley	Music
<u>2007-08</u>		<u>2008-09</u>		<u>2009-10</u>	
Henry Fuelberg	Meteorology	Nancy de Grummond	Classics	Stephanie Al Otaiba	Teacher Education
Don Levitan	Biological Science	William Hillison	Accounting	Carol Anne Clayson	Meteorology
Maricarmen Martinez	Humanities	Frank Kowalsky	Music	Yun-Hwa Hsieh	Nut, Food & Exer. Sci.
Pamela Perrewe	Management	Richard Liang	Industrial Engineering	Norman Schmidt	Psychology
Anuj Srivastava	Statistics	Daniel McGee	Statistics		
<u>2010-11</u>		<u>2011-12</u>		<u>2012-13</u>	
Joseph Beckham	Ed. Leadership/Policy St.	Reb Braddock	Motion Picture Arts	Vanessa Dennen	Ed. Psychology & LS
Nina Efimov	Modern Languages	Michael Brady	Marketing	Debra Fadool	Biological Science
Richard Feiock	Public Administration	Stanley Gontarski	English	Robert Hart	Earth, Ocean, Atmos.
Amy Sang	Chemistry & Biochemistry	Richard Hyson	Psychology	Geoffrey Strouse	Chemistry & Biochem.
Phillip Steinberg	Geography	Valerie Scoon	Motion Picture Arts	Zuoxin Wang	Psychology

Mentor Awards

Graduate Faculty Mentor Award (Continued)

2013-14 Kevin Beaver Ming Cui Arthur Raney Alysia Roehrig Kathleen Yancey	Criminology Family & Child Sciences Communication Educational Psychology English	2014-15 Anne Barrett John Geringer Michael Shatruk Valerie Shute Anuj Srivastava	Sociology Music Education Chemistry & Biochemistry Ed. Psych. & Learning Sys. Statistics	2015-16 Nicholas Cogan David Gilbert Michael Leeser Lenore McWey Daniel Mears	Mathematics Biological Science Modern Languages Family & Child Sciences Criminology
2016-17 Richard Bertram Eric Chicken Kathy Guthrie Jill Pable Jorge Piekarewicz	Mathematics Statistics Leadership & Social Change Interior Design Physics	2017-18 Geoffrey Strouse Gretchen Sunderman Mark Winegardner Jesse Cogle Michael Ormsbee	Chemistry Modern Languages English Psychology Nut, Food & Exer. Sci.	2018-19 Gray Okten Elizabeth Plant Lara Perez-Felkner Carl Kitchens James Elsner	Mathematics Psychology Ed. Leadership/Policy St. Economics Geography
2019-20 Laura Arpan Betsy Becker Dean Grubbs Christopher Patrick Heidi Williams	Communication Ed. Psych. & Learning Sys. FSU Coastal & Marine Lab Psychology Music				

Undergraduate Research Mentor Award

2012-13 Igor Alabugin Ashby Plant	Chemistry & Biochemistry Psychology	2013-14 Elizabeth Stroupe	Biological Science	2014-15 Charles Upchurch	History
2015-16 Stephen McDowell	Communication & Info.	2016-17 Laura Weingarden	Art History	2017-18 Meredith McQuerry	Retail, Merch, and Prod. Dev.
2018-19 Paul Conway	Psychology	2019-20 Elizabeth Coggeshall	Modern Languages		

Honors Thesis Mentor Award

1994-95 Marie Osmond	Sociology	1995-96 Anthony Arnold	Geology	1996-97 David B. Levenson	Religion
1997-98 Tessa Bartholomeusz	Religion	1998-99 Colleen Kelley	Psychology	1999-00 Doron Nof	Oceanography
2000-01 Mark G. Cooper	English	2001-02 Mark Zeigler	Communication	2002-03 Edward Nahmias	Philosophy
2003-04 Kenneth Goldsby	Chem. & Biochemistry	2004-05 William Belford Suzanne M. Sinke	English History	2005-06 Steven McClung	Communication
2006-07 Joseph Hellweg Lisa Scott	Anthropology Communication Disorders	2007-08 Susanne Cappendijk Cathy Levenson	Biological Sciences Nutrition, Food & Exer. Sci.	2008-09 Philip Steinberg Carla Wood Jackson	Geography Commun. Disorders
2009-10 David Kirby Irene Padavic	English Sociology	2010-11 Jesse Cogle Daniel Maier-Katkin	Psychology Criminology & Crim. Justice	2011-12 Walter Boot Ingo Wiedenhöver	Psychology Physics
2012-13 Wu-Min Deng Jon Maner	Biological Science Psychology	2013-14 Jonathan Dennis Pamela Keel	Biological Science Psychology	2014-15 Richard Hyson Brian Chadwick	Psychology Biological Science
2015-16 Sara Hart	Psychology	2016-17 Karl Anders Ericsson Lorilee Medders	Psychology Risk Mgmt/Ins, Real Estate & Legal Stds	2017-18 Nick Cogan Megan MacPherson	Mathematics Comm. Sci. & Disorders
2018-19 <i>Not Awarded</i>		2019-20 Ned Stuckey-French	Department of English		

University Advising Awards

University Advising Awards

1989-90		1990-91		1991-92	
Bettye Case	Mathematics	Christy Baker	Social Work	Kenneth Goldsby	Chemistry
James Cobbe	Economics	Ann Durham	English	Sally Hansen-Gandy	Home Economics Ed.
Gary Fournier	Economics	Lorie Fridell	Criminology	Barbara Jones	Undergraduate Studies
Henry Fuelberg	Meteorology	Geraldine Frost	Social Sciences	Emilie Morlock	Honors/Scholars Program
Phillip Leamon	Curriculum & Instruction	Stephen Leach	Computer Science	Judith Parsons	Arts & Sciences
Lloyd Price	Communication Disorders	Deborah Perry	History	Phyllis Straus	Art
George Weaver	Psychology	Paul Piccard	Political Science	Shirley Wilder	Education
		Ruth Williams	Psychology		
1992-93		1993-94		1994-95	
Linda Forsythe	Undergraduate Studies	Jon Ahlquist	Meteorology	Melanie Booker	Biological Science
Diane Morris	Psychology	Jon Bailey	Psychology	Sue Capitani	Study Abroad Programs
Judy Waters	Criminology	Donna Bostwick	Business Administration	Linda Mahler	Undergraduate Studies
		George Buzyna	Mechanical Engineering		
		Dante Laudadio	Hospitality Administration		
		Kathleen Smith	Medical Sciences		
		Lisa Velez Davis	Arts & Sciences		
1995-96		1996-97		1997-98	
Michelle Bushong	Computer Science	Robert Braswell	Industrial Engineering	Christine Boyd	Academic Advising Center
Sandra Lewis	Special Education	David Butler	Interior Design	Rickey Spain	Computer Science
Marina Sarg-Mendez	Psychology	Virginia Walker	Communication Disorders	Phyllis Straus	Art
1998-99		1999-00		2000-01	
Carol Bullock	Economics	Alice Earp	Undergraduate Studies	Patricia Stith	Retention Center
Jane Clendinning	Music	Susan Garis	Business		
		Deborah Perry	History		
2001-02		2002-03		2003-04	
Bonnie Greenwood	Human Sciences	Elizabeth Foster	Medicine (Psychology)	Doug Mikutel	Advising First (UG Studies)
Brett Kemker	Communication Disorders	Pamela Graham	Social Work	Nikki Raimondi	Advising First (UG Studies)
M. Kim Maddox	Social Work			Robert Reeves	Biological Sciences
Thomas McCaleb	Economics			Shridhar Sathe	Nutr., Food & Exercise Sci
Judy Nunez	Theatre			Chiang Shih	Mechanical Engineering
				Phyllis Straus	Art
2004-05		2005-06		2006-07	
T. Berne-Anderson	Medicine	Nancy Benavides	Law	David Butler	Interior Design
Carol Bullock	Economics	Ann DelRossi	Social Sciences	Stephanie Cameron	English
Scott Thorp	Information	Kimberly Hicks	Business	Norma Dexter	Panama City Campus
		Deborah Perry	History	William Hudson	Multicultural Stud. Affairs
2007-08		2008-09		2009-10	
D. Craig Filar	Biological Science	Kimberly Amos-Tata	Nursing	Igor Alabugin	Chemistry and Biochemistry
Henry Fuelberg	Meteorology	Jeff Badger	Biological Science	Shellie Camp	Chemistry and Biochemistry
Susan Glaser	College of Education	Robert Lovins	Military Science	Mary LePoeur	Modern Languages
Robbin Hand	Sociology			Mark Roof	Business
Janice Lindsley	College of Business				
Betty Stanton	Computer Science				
2010-11		2011-12		2012-13	
Tanya Hayes Perry	Undergraduate Studies	Eric Crosier	Exploratory Studies	Will Leparulo	College of Engineering
Jessica Rollins	Business	Brandy Haddock	English	Fabian Tata	CARE
		Sean Hawkeswood	Advising First-English		
2013-14		2014-15		2015-16	
Cathy Badger	Student-Athlete Academic	Samantha Spiers	Social Work	Emily Saras	Office of National Fellowships
Esther Diaguila	Computer Science				
Kacy King	Student-Athlete Academic				
Korey Lowry	Human Sciences				
2016-17		2017-18		2018-2019	
Shellie Camp	Arts and Sciences	Lauren Dimmer	Psychology	<i>Not awarded this year</i>	
Jessica Ridgway		Elizabeth Kistner	Economics		
Clayton	Retail, Merch. & Prod. Dev.	Schanell Hylton			
		Mathis	College of Business		
		Adrienne Stephenson	The Graduate School		
2019-2020					
William Leparulo, Jr.	Engineering				
Renee Dychouse	International Affairs				

Note: The University Advising Award was not awarded in 2018-19.

Diversity & Inclusion, and Other Faculty and Staff Awards

Dr. Martin Luther King, Jr. Distinguished Service Award

1986	William R. Jones	Black Studies	2005	Angela Richardson	C.A.R.E.
1987	Na'im Akbar	Psychology	2006	Retha Bowman	Building Services
1988	David L. Ammerman	History	2007	Davis Houck	Communication
1989	Douglas G. St. Angelo	Political Science	2008	Jose Rodriguez	Medicine
	Maxine D. Jones	History	2009	Tamara Bertrand Jones	Student Affairs
1990	Melvin T. Stith	Marketing	2010	Maxine Montgomery	English
1991	Joe M. Richardson	History	2011	Vanessa Solomon	Leadership & Civic Ed.
1992	Sandra Rackley	Undergraduate Studies	2012	Jimmy Pastrano	Leadership & Civic Ed.
1993	Freddie Groomes	Human Resources	2013	Kendall Campbell	College of Medicine
1994	R. Bruce Bickley, Jr.	English	2014	Penny Ralston	Human Sciences
1995	Fred Seamon	Public Administration	2015	Rhea Lathan	English
1996	Andre J. Thomas	Music	2016	Bruce Lamont	ESIS
1997	Sheila Ortiz-Taylor	English	2017	Darryl Marshall	Financial Aid
1998	Joy M. Bowen	Student Affairs		Okenwa Okoli	Engineering
1999	Jawole Willa Jo Zollar	Dance	2018	Fabian Tata	C.A.R.E.
2000	Edward Love	Sculptor		Joedreka Brown Speights	Medicine
2001	Billy R. Close	Criminology	2019	Thesla Berne-Anderson	Medicine
2002	Jenice Rankins	Nutr., Food & Exercise Sci.		Donald J. Weidner	Law
2003	Earle Lee	Boys' Choir	2020	Huan Chen	NHMFL
2004	Roberta Christie	International Center			

Latinx Distinguished Service Award

The Latinx Distinguished Service Award recognizes a faculty member, administrator, or staff member for their outstanding service in keeping with the principles and ideals of Latinx culture through their research or service. The inaugural 2020 winner is Delia Poey of the department of Modern Languages.

Max Carraway Employee of the Year Award

2007	Debra Brock	English	2014	Lindsay Hensley	College of Motion Picture Arts
2008	Janice Finney	Admissions	2015	Chandra Myrick	University Housing
2009	Laurie Swiger	Athletics	2016	Sue Andres	Human Resources
2010	Frank Cuevas	University Housing	2017	Margarita Frankenberger	Criminology
2011	Gilman Page	Controller's Office	2018	Denise Mercier	University Housing
2012	Betty Lyons	Arts & Sciences	2019	Andrew Brady	Institutional Research
2013	Kenneth Hays	Information Technology Service			

President's Technology Awards

The President's Technology Awards were awarded annually from 1998-99 through 2001-02. Please refer to the 2005-06 edition of the Florida State University Fact Book for a complete list of winners.

Robert A. Holton Award for Research Excellence

The Robert A. Holton Award for Research Excellence was awarded to Robert Holton in 2000.

President's Continuing Education Awards

The President's Continuing Education Awards were awarded annually from 1990-91 through 2003-04. Please refer to the 2005-06 edition of the Florida State University Fact Book for a complete list of winners.

Distinguished University Scholars

The Distinguished University Scholars President's Continuing Education Awards were awarded annually from 2007-08 through 2014-15. Please refer to the 2015-16 edition of the Florida State University Fact Book for a complete list of winners.

Ralph Stair Prize for Innovation in Education (biennial award)

<u>2013</u>		<u>2015</u>	<u>2017</u>	
Todd Bacile	Business	Machelle Madsen	Rabieh Razzouk	Learning Systems Institute
Michael Neal	English	Thompson	Social Work	

<u>2019</u>	
Andy Opel	Communication

Source: Office of Human Resources; Office of the President; Office of the Provost

Ross Oglesby Award

The Ross Oglesby Award is presented each year on Homecoming weekend by the Garnet and Gold Key to a faculty or staff member who has given distinguished service to students and to the university.

1973	Stephen S. Winters	Dean, Basic Studies and Professor of Geology
1974	Robert O. Lawton	Special Asst. to the President & Professor of English
1975	Thomas G. Wright	Professor, Music
1976	Sara K. Srygley	Professor, Library Science
1977	Bernard F. Sliger	President
1978	Katherine B. Hoffman	Professor, Chemistry
1979	Sherrill W. Ragans	Director, Housing
1980	John J. Carey	Professor, Religion
1981	Daisy P. Flory	Dean of the Faculties
1982	Richard G. Fallon	Dean and Professor, Theatre
1983	Bobby E. Leach	Vice President, Student Affairs
1984	Merrill B. Hintikka	Associate Professor, Philosophy
1985	Sandra W. Rackley	Associate Professor, Communication
1986	James A. Hayes	Dean of Students
1987	Gilbert Lazier	Dean, School of Theatre
1988	William P. Barco	Associate Director, Alumni Affairs
1989	Sally J. Karioth	Associate Professor, Nursing
1990	Ray Solomon	Dean, College of Business
1991	Kurt G. Hofer	Professor, Biological Science
1992	Stephen MacNamara	Director, Collins Center
1993	Nancy A. Turner	Director, Oglesby Union
1994	Maxine Jones	Associate Professor, History
1995	Robert Braswell	Professor, Engineering
1996	Robert Reeves	Associate Professor, Biological Science
1997	Clifford K. Madsen	Professor, Music
1998	Kenneth A. Goldsby	Associate Professor, Chemistry
1999	Joseph Beckham	Chairman, Dept. of Educational Leadership
2000	Mark G. Striffler	Associate Director, Oglesby Union
2001	Betty Lou Joanos	Associate Director, FSU Alumni Association
2002	Max Carraway	University Registrar
2003	Reubin Askew	Alumnus and Former Governor of Florida
2004	Mark Bertolami	Director of Facilities Planning
2005	Alicia Crew	Director of Campus Recreation
2006	William Woodyard	Associate Professor, Business Law & Real Estate
2007	Mark Edenfield	FSU Police Department
2008	Timothy Matherly	Associate Professor, Management
2009	Thomas Kent "TK" Wetherell	President
2010	Lawrence G. "Larry" Abele	Provost
2011	Susan Blessing	Professor, Physics
2012	Linda Mahler	Associate Dean, Undergraduate Studies
2013	Mary Coburn	Vice President for Student Affairs
2014	Laura Osteen	Center for Leadership and Social Change
2015	Joseph B. Schlenoff	Chemistry and Biochemistry
2016	Craig Filar	National Fellowships
2017	Eva Killings	University Dining
2018	Miguel Hernandez	Center for Leadership and Social Change
2019	Not Awarded	Not Awarded

Online Resource: The Garnet and Gold Key's website can be accessed online at: <https://www.fsugarnetandgoldkey.com/>

Honorary Degrees Awarded

<u>Year</u>	<u>Name</u>	<u>Field of Distinction</u>	<u>Doctoral Title</u>
1912	Rowena Longmire	Education	Master of Arts
1935	Ruth Bryan Owen Rhode	Public Service	Laws
1950	Henri Bonnet	International Affairs	Humane Letters
	Mark Frederick Boyd	Medicine	Science
1952	Wouter Bleeker	Science	Science
1955	William Morrison Robinson, Jr.	History	Humanities
1956	Millard Fillmore Caldwell	Public Service	Laws
	LeRoy Collins	Public Service	Laws
	William George Dodd	Education	Literature
	Spessard Lindsey Holland	Public Service	Laws
	Philip Wylie	Literature	Literature
1957	Doak Sheridan Campbell	Education	Laws
	Ernst von Dohnanyi	Music	Music
	George A. Smathers	Public Service	Laws
1959	J. Velma Keen	Business	Laws
1960	Cyril O. Houle	Education	Laws
1961	Glen T. Seaborg	Science	Science
	Vivian Ahlswed Williams	Literature	Literature
1962	Leonard J. Brass	Science	Science
	Thomas B. Swann	Business/Public Service	Laws
1963	Pablo Casals	Music	Music
	Luther H. Hodges	Public Service/Business	Laws
	Karl Zerbe	Art	Fine Arts
1964	Cecil Farris Bryant	Public	Laws
	Edwin A. Menninger	Science	Science
	Dorothy Barclay Thompson	Journalism	Humane Letters
1965	Arthur Statan Adams	Science/Public Service/Education	Laws
	J. J. Daniel	Law/Business	Laws
	Robert J. Van de Graaff	Science	Science
1968	Michael E. DeBakey	Medicine	Science
	Lamar Dodd	Art & Education	Fine Arts
	Robert L. Shaw	Music	Music
	Lucius D. Battle	Public Service	Humane Letters
1969	Andres Segovia	Music	Music
	Alan S. Boyd	Public Service	Laws
1970	Audrey Wood Liebling	Literature	Humane Letters
	Gregor Piatigorsky	Music	Music
	Nelson Poynter	Public Service	Humane Letters
	Paul M. Rudolph	Architecture	Fine Arts
	Ed V. Komarek	Science	Science
1972	Wilbur J. Cohen	Education	Humanities
	John Mackay Shaw	Poetry	Humanities
1973	Karl Dietrich Bracher	History	Humane Letters
	William D. McElroy	Science	Science
	Allen Morris	Public Service	Humane Letters
	Julia V. Morton	Science	Science
1975	Philip Handler	Science	Humanities
	Helen Hayes MacArthur	Theatre	Humane Letters
	King Hussein I (Hashemite-Jordan)	Public Service	Humane Letters

Honorary Degrees Awarded

<u>Year</u>	<u>Name</u>	<u>Field of Distinction</u>	<u>Doctoral Title</u>
1976	Chester H. Ferguson	Education/Public Service	Humane Letters
	Stephen C. O'Connell	Education/Law	Humane Letters
1977	Mae Knight Clark	Education	Humane Letters
	Lee Strasberg	Theatre	Fine Arts
	Herbert Spencer Zim	Science/Education	Science
1978	Lillian Gordy Carter	Public Service	Humane Letters
	Michael Butler Yeats	International Affairs	Laws
	William H. Werkmeister	Philosophy	Humane Letters
1979	Rev. Charles K. Steele, Sr.	Public Service	Humane Letters
	William Styron	Literature	Literature
1980	B. K. Roberts	Public Service/Law	Humane Letters
1981	Burt Reynolds	Theatre	Humane Letters
1982	Roger L. Stevens	Theatre	Humane Letters
1983	Ricardo De La Espriella	Public Service	Laws
	Beth Walton Moor	Public Service	Humane Letters
	William C. Norris	Business/Public Service	Humane Letters
1984	Rafael Caldera	Public Service/Education	Humane Letters
	John P. McGovern	Medicine	Science
1985	Claude Pepper	Public Service	Humane Letters
1986	Don Fuqua	Public Service/Science	Science
	Daisy Parker Flory	Public Service	Humane Letters
1988	Joseph Papp	Theatre	Humane Letters
	Reubin Askew	Public Service	Humane Letters
	Toshiaki Ogasawara	Public Service	Humane Letters
1989	George Langford	Business/Public Service	Humane Letters
	G. William Miller	Finance/Public Service	Humane Letters
1990	D. Burke Kibler	Business/Public Service	Humane Letters
1991	Gunther Schuller	Music	Music
	Gus A. Stavros	Business/Public Service	Humane Letters
	Robert Edward Turner, III	Business/Public Service	Humane Letters
	Marguerite Neel Williams	Public Service	Humane Letters
1992	Ada Belle Winthrop-King	Modern Languages	Humane Letters
	Louise Ireland Humphrey	Public Service	Humane Letters
	Oscar Arias Sanchez	Public Service	Humane Letters
1993	Walter Lanier "Red" Barber	Public Broadcasting	Humane Letters
	D. Allan Bromley	Public Service	Science
1994	Betty Mae Jumper	Public Service	Humane Letters
	Simon Ostrach	Space Science/Engineering	Engineering Science
	Rosa L. Parks	Civil Rights	Humane Letters
1995	C. DuBose Ausley	Public Service	Humane Letters
1996	William R. Mote	Marine Science	Science
	Sir James Lighthill	Mathematics	Science
1997	Russell V. Ewald	Public Service	Humane Letters
	Louis J. Hector	Public Service	Humane Letters
	Ben Weider	Public Service	Humane Letters
	James M. Moran	Business	Humane Letters
	Richard W. Ervin	Public Service	Laws
	Charles B. Reed	Education	Humane Letters
	1998	Rod M. Brim, Sr.	Business
John Paul Stevens		U. S. Supreme Court	Laws
Godfrey Smith		Business	Humane Letters

Honorary Degrees Awarded

<u>Year</u>	<u>Name</u>	<u>Field of Distinction</u>	<u>Doctoral Title</u>
1999	Mart Pierson Hill	Public Service	Humane Letters
	Carl A. DeSantis	Business	Humane Letters
	Thomas F. Petway, III	Business	Humane Letters
2000	James C. Smith	Public Service	Humane Letters
2001	Ann Reinking	Dance/Theatre/Film	Fine Arts
	Reid B. Hughes	Business/Public Service	Humane Letters
2002	Charlotte Edwards Maguire	Medicine/Public Service	Humane Letters
2003	Herbert F. Morgan	Public Service	Humane Letters
2005	DeVoe L. Moore	Business/Public Service	Humane Letters
	Carlisle Floyd	Music/Opera	Humane Letters
	Jim Shore	Business/Public Service	Laws
2006	Tom Brokaw	Broadcasting & Journalism	Humane Letters
2007	Mary Lou Norwood	Public Service	Humane Letters
	Albert J. Dunlap	Business	Humane Letters
	Mark S. Wrighton	Chemistry	Humane Letters
	Kitty B. Hoffman	Chemistry	Science
	Edward W. Rabin	Business	MBA
	Ernest Cook	Medicine	Humane Letters
2008	Charles A. Smith	Business	MBA
	Paul Kagame	Public Service	Laws
2009	Lee Corso	Media and Communication	Humane Letters
	Edward O. Wilson	Evolutionary Biology	Humane Letters
	Judith A. Dunlap	Philanthropy	Humane Letters
	Tommie Wright	Music	Music
2013	Margaret "Maggie" Allesee	Choreography	Humane Letters
2014	Robert "Bobby" Bowden	Athletics/Public Service	Humane Letters
	Louise Jones Gopher	Public Service	Humane Letters
2015	Lucy Ho	Public Service	Humane Letters
2016	Christopher Still	Art	Humane Letters
	Grace Dansby	Philanthropy/Public Service	Humane Letters
2019	Allan Bense	Public Service	Humane Letters

Source: Office of the President

The James D. Westcott Distinguished Service Medal

The President of the University, having received the advice and consent of the Faculty Senate Steering Committee, may award to appropriate persons The James D. Westcott Distinguished Service Medal. A recipient of the Westcott Medal will be a person whose distinguished service merits exceptional recognition and whose life and work exemplifies the Vires, Artes, and Mores, which the University seeks to nurture in its students.

<u>Year</u>	<u>Westcott Medal Recipient</u>
1989	Governor T. LeRoy Collins
1991	Representative Herbert F. Morgan
	Dr. Augustus B. Turnbull III
1995	Senator Robert M. Johnson
	Dr. Norman E. Thaggard
2003	Dr. Steve Edwards
2007	Louise Jones Gopher
2009	David Coburn

Support Services



Photo: FSU News Photo Gallery

February 13th, 2020 marked the opening of the state-of-the-art Earth, Ocean, and Atmospheric Science Building.

Source: FSU News

Institutes & Research Centers

Institutes and Research Centers are entities proposed by universities, the Legislature, or the Florida Board of Education (FBOE); approved by the Board of Governors (BOG) and/or the Chancellor or a university president (depending on the type of institute/center); and established by the universities for the purpose of coordinating intra- and/or inter-institutional research, service, and training activities that supplement and extend existing departmental instruction, research, and service programs. In some instances, institutes/centers are established by law, in which case they operate in accordance not only with State University System policies, rules, and procedures, but also with state statutes. FSU's institutes and centers, along with their directors, are listed below. This list is accurate as of May 2020.

INSTITUTE OR CENTER

DIRECTOR(S)

Center for Academic and Professional Development

Mr. William H. Lindner

The Frederick L. Jenks Center for Intensive English Studies

Dr. Patrick Kennell

Learning Systems Institute

Dr. Jeffrey Milligan

Institute of Science and Public Affairs

John Scott Dailey Florida Institute of Government
Institute of Science and Public Affairs
Florida Resources and Environmental Analysis Center
Center for Economic Forecasting and Analysis
Florida State Climate Center
Florida Conflict Resolution Consortium and FCRC Consensus Center
Center for Prevention and Early Intervention Policy
Center for the Advancement of Human Rights
The Florida Center for Prevention Research
Institute for Cooperative Environmental Research (*inactive*)
Center for Information Management and Educational Services
Institute for Academic Leadership

Dr. Jeff Hendry
Dr. Stephen Hodge
Dr. Stephen Hodge
Dr. Julie Harrington
Mr. David Zierden and Mr. Daniel Brouillette
Dr. Robert M. Jones
Dr. Mimi Graham
Dr. Terence Coonan
Dr. Cynthia B. Wilson
Dr. Roy Herndon
Dr. Rebecca Augustyniak
Dr. Lawrence G. Abele

College of Applied Studies (Panama City Campus, FL)

Science, Technology, Engineering and Mathematics (STEM) Institute

Ms. Ginger Littleton

College of Arts and Sciences

Institute of Molecular Biophysics
Statistical Consulting Center
Geophysical Fluid Dynamics Institute
Institute for Cognitive Sciences
Institute on Napoleon and the French Revolution
Center for Ocean-Atmospheric Prediction Studies
Institute for Fishery Resource Ecology (*inactive*)
Institute on World War II and the Human Experience
Center for Humanities and Society
Winthrop-King Institute for Contemporary French and Francophone Studies
Middle East Center
Karst Environmental Center
Center for Security and Assurance in IT (C-SAIT)
Center for Genomics and Personalized Medicine (Joint Center with College of Medicine)
Center for Anchored Phylogenomics

Dr. Piotr Fajer
Dr. Steve Ramsier
Dr. Kevin Speer
Dr. Michael Kaschak
Dr. Rafe Blaufarb
Dr. Eric Chassignet
Dr. Felicia C. Coleman
Dr. G. Kurt Piehler
Dr. John Kelsay
Dr. Martin Munro
Dr. Zeina Schlenoff
Dr. Bill Hu
Dr. Michael Burmester
Dr. Daniel Vera

Drs. Allan and Emily Lemmon

College of Business

Real Estate Research Center
Center for Risk Management Education and Research
Human Resource Management Center
Institute for Applied Business Research
Jim Moran Institute for Global Entrepreneurship
Carl DeSantis Center for Executive Management Education
The Florida Catastrophic Storm Risk Management Center

Dr. Dean Gatzlaff
Dr. Lynne McChristian
Dr. Darren Brooks
Mr. Jeffery Horton
Dr. F. Randy Blass
Dr. Frederick Bonney
Dr. Jack Nicholson

Institutes & Research Centers

INSTITUTE OR CENTER

DIRECTOR(S)

College of Communication and Information

Communication Research Center
L.L. Schendel Speech and Hearing Clinic
Center for Hispanic Marketing Communication
FSU Project Management Center
Institute for Intercultural Communication and Research (Joint Institute with Student Affairs)
Communication and Early Childhood Research and Practice Center
Information Use Management and Policy Institute
Institute for Digital Information and Scientific Communication

Dr. Jay Rayburn
Dr. Tricia Montgomery
Dr. Sindy Chapa
Dr. John DuBard
Drs. Stephen McDowell and Cynthia Green
Dr. Juliann Woods
Dr. Charles McClure
Dr. Gregory Riccardi

College of Criminology and Criminal Justice

Center for Criminology and Public Policy Research

Dr. Thomas Blomberg

College of Education

Center for the Study of Technology in Counseling and Career Development
Hardee Center for Leadership and Values
Center for Sport, Health and Equitable Development
Center for Education Research in Mathematics, Engineering and Science
Center for Postsecondary Success
FSU COACH: Interdisciplinary Center for Athletic Coaching

Drs. Casey Dozier and Debra Osborn
Dr. Kathy Guthrie
Dr. Joshua I. Newman
Dr. Sherry Southerland
Dr. Shouping Hu
Dr. Timothy Baghurst

FAMU–FSU College of Engineering

Center for Intelligent Systems, Control and Robotics
High Performance Materials Institute
Energy and Sustainability Center
Florida Center for Advanced Aero-Propulsion
Aeropropulsion, Mechatronics and Energy Center
Center for Accessibility and Safety for an Aging Population
Center for Transportation and Public Safety
Center for Resilient Infrastructure and Disaster Response

Dr. Jonathan Clark
Dr. Richard Liang
Dr. Juan Ordonez
Dr. Lou Cattafesta
Dr. Chiang Shih
Dr. John Sobanjo
Dr. Lisa Spainhour
Dr. Eren Erman Ozguven

College of Fine Arts

Maggie Allesee National Center for Choreography

Ms. Carla Peterson

College of Human Sciences

Center for Couple and Family Therapy
Florida State University Family Institute
Center for Advancing Exercise and Nutrition Research on Aging
Institute of Sports Sciences and Medicine (Joint Institute with the College of Medicine)
Center on Better Health and Life for Underserved Populations

Dr. Kristen Greene
Dr. Frank Fincham
Dr. Bahram Arjmandi
Dr. Chester Ray
Dr. Penny Ralston

College of Law

Center for Innovative Collaboration in Medicine and Law (Joint Center with the College of Medicine)

Dr. Marshall Kapp

College of Medicine

Center for Underrepresented Minorities in Academic Medicine
Center of Excellence for Patient Safety
Florida Blue Center for Rural Health Research and Policy
Center on Medicine and Public Health
Center for Behavioral Health Integration
Autism Institute
Center on Global Health
Center for Innovative Collaboration in Medicine and Law (Joint Center with the College of Law)
Institute of Sports Sciences and Medicine (Joint Center with the College of Human Sciences)
Center for Genomics and Personalized Medicine (Joint Center with the College of Arts and Sciences)
Center for Brain Repair
Center for Child Stress and Health
Center for Translational Behavioral Science

Drs. Kendall Campbell and Jose Rodriguez
Dr. Leslie Beitsch
Dr. Gail Bellamy
Dr. George Rust
Dr. Heather Flynn
Dr. Amy Wetherby
Dr. Daniel Van Durme
Dr. Marshall Kapp
Dr. Chester Ray
Dr. Daniel Vera
Dr. Pradeep Bhide
Dr. Elena Reyes
Dr. Sylvie Naar

Institutes & Research Centers

<u>INSTITUTE OR CENTER</u>	<u>DIRECTOR(S)</u>
College of Motion Picture Arts Torchlight Center for Motion Picture Innovation and Entrepreneurship	Dr. Reb Braddock
College of Music Center for Music Research Center for Music of the Americas Institute for Infant and Child Medical Music Therapy	Dr. John Geringer Dr. Denise Von Glahn Dr. Jayne Standley
College of Nursing Tallahassee Memorial HealthCare Center for Research and Evidence Based Practice Center for Indigenous Nursing Research for Health Equity	Dr. Eileen Cormier Dr. John Lowe
College of Social Sciences and Public Policy Pepper Institute on Aging and Public Policy Center for Demography and Population Health DeVoe L. Moore Center for the Study of Critical Issues in Economic Policy and Government Center for the Study of Democratic Performance Claude Pepper Center Florida Center for Public Management Center for Disaster Risk Policy Gus A. Stavros Center for the Advancement of Free Enterprise and Economic Education LeRoy Collins Institute Center for Civic and Nonprofit Leadership L. Charles Hilton Center for the Study of Economic Prosperity and Individual Opportunity	Dr. Anne Barrett Dr. Carl Schmettmann Dr. Samuel Staley Dr. William Berry Dr. Larry Polivka Dr. Ben Green Dr. David Merrick Dr. Joseph Calhoun Dr. Carol Weissert Dr. Ralph Brower Dr. Shawn Kantor
College of Social Work Institute for Social Work Research Institute for Family Violence Studies Trinity Institute for the Addictions (<i>inactive</i>) Florida Institute for Child Welfare Center for the Study and Promotion of Communities, Families and Children Institute for Justice Research and Development	Dr. James Clark Dr. Karen Oehme Dr. James Clark Dr. Jessica Pryce Dr. Ellen Piekalkiewicz Dr. Carrie Pettus-Davis
Dedman School of Hospitality International Center for Hospitality Research and Development	Dr. Woo G. Kim
International Programs Florida-Costa Rica Linkage Institute (FLORICA)	Ms. Stephanie Tillman
Jim Moran College of Entrepreneurship Retail Innovation Center	Ms. Ann Langston
Provost, Office of the Institute for Successful Longevity	Dr. Neil Charness
Research, Office of the Vice President for Center for Advanced Power Systems Future Fuels Institute Florida Climate Institute (Joint Center with the University of Florida)	Dr. Roger McGinnis, Sr. Dr. Ryan Rodgers Dr. Eric Chassignet
Student Affairs, Office of the Vice President for Florida Center for Interactive Media Institute for Intercultural Communication and Research (Joint Center with the College of Communication and Information)	Mr. Mike Ferguson Drs. Stephen McDowell and Cynthia Green

Source: Office of the Provost and Executive Vice President for Academic Affairs

University Libraries

University Libraries provide collections, resources, and services to enhance the learning, teaching, research, and service activities of the Florida State University. The Libraries' collections include 4.2 million titles and the website offers access to 659 databases and more than 334,556 electronic journals. Materials not available online or at the Libraries may be requested through interlibrary loan or through the statewide UBorrow system, offering FSU faculty and students access to millions of books from 39 other state university and college libraries. The Library Express Delivery Service delivers books and articles to faculty, post-docs, graduate, teaching and research assistants on a daily basis.

University Libraries had over 1.8 million* visitors last fiscal year 2018-19. In the month of October 2018 alone, Strozier and Dirac had close to 208,190 visitors. Strozier Library, FSU's largest library, is open 134 hours each week to provide around-the-clock research assistance and other services like free academic tutoring and a robust range of academic support throughout the day and late into the night. Students and faculty have a choice of learning spaces, from the Scholars Commons' quiet Reading Room to the Starbucks coffee shop to the collaborative buzz of the first floor Learning Commons. Library faculty offer classes and consultations to teach critical research and thinking skills reaching over 20,177 participants. For distant learners and other off-campus library users, online research services are available, and the library staff offers outreach to residence halls and buildings across campus.

Seven campus libraries offer many of the same services and resources that are customized to complement the disciplines they serve.: Robert Manning Strozier Library, Paul A. M. Dirac Science Library, Mildred and Claude Pepper Library, Warren Allen Music Library, College of Law Legal Research Center, College of Medicine Medical Library, and the College of Engineering Library. Library materials and services are also available at the FSU Panama City Campus and the Ringling campus in Sarasota, as well as International Programs study centers in London, Florence, Valencia, and Panama.

	<u>2014-2015</u>	<u>2015-2016</u>	<u>2016-2017</u>	<u>2017-2018</u>	<u>2018-2019</u>
Library Collections					
Print Volumes in Libraries	2,818,724	2,330,541	1,753,658	1,891,180	2,145,937
E-books	1,244,589	1,609,376	1,929,123	2,846,897	1,825,069
Databases*	1,064	1,144	434	446	409
Electronic Journals	119,385	125,007	224,836	335,627	334,556
Public Services					
Reference Transactions	89,755	59,012	22,433	21,899	20,249
Classes Taught	944	1,030	1,134	939	967
Library-Managed Tutoring Sessions	7,964	2,592	4,917	7,326	4,574
Financial Information					
Staff Salaries (including Student Assistants)	\$8,755,996	\$8,934,572	\$8,747,997	\$9,029,094	9,478,411
Expenditures for Books and Related Materials	\$9,445,719	\$10,410,115	\$10,246,013	\$10,652,587	\$8,571,725
Total Library Expenditures	\$18,919,092	\$20,599,073	\$19,975,277	\$20,831,074	\$19,142,148
Library Expenditure per Student	\$452.90	\$496.69	\$477.11	\$503.00	\$458.86
Library Expenditures as a Percentage of University Totals (% of E&G)	3.36%	3.44%	3.49%	3.09%	2.70%

*From 2013-2016, database numbers counted multiple access points as a database, 2016 - present represents a more accurate count.

Source: University Libraries Assessment Department (ARL & ACRL/IPEDS survey statistics)

Online Resource: The University Libraries' website can be accessed at: www.lib.fsu.edu

Florida State University Buildings - Some Facts

BUILDINGS OF FLORIDA STATE UNIVERSITY SOME HISTORY, SOME FACTS, SOME DESCRIPTIONS

Many buildings on campus remain today from the pre-Florida State University era; however, none are still standing from the nineteenth century. The current university is built from a core of buildings that remain from the years of the Florida State College for Women. The oldest building on campus, Bryan Hall, was built during the days of the Florida Female College, immediately prior to the FSCW designation.

BRYAN HALL

Bryan Hall, the oldest existing structure on the Florida State University campus, was originally built in 1908 and named in honor of United States Senator William James Bryan. The building served as a residence hall until 1969 when a fire in the Westcott Building forced administrators to seek office space in Bryan Hall. Although some offices later returned to Westcott, others remained until the construction of the University Center made the hall available for restoration as a residence hall. The two-year renovation project was completed in January 1997 and the building was opened again as a residence hall in August 1997.

WESTCOTT BUILDING

The Westcott Building and Westcott Auditorium were constructed in 1909 and occupied in 1911. Westcott was known as the Administration Building until 1936 when it was officially named the James D. Westcott, Jr. Memorial Building by the Board of Control, the governing body of higher education in Florida at the time. James D. Westcott, Jr. was born in Tallahassee in 1893 and served the State of Florida as Attorney General and as a Supreme Court Justice. The Westcott Building burned in 1969, and when it was renovated, the fourth floor, previously an attic, was added as regular office space. In 1971, the Westcott Auditorium was named the Ruby Diamond Auditorium after Miss Ruby Diamond who attended Florida State College for Women and later became a benefactor of the University. In 2008, the auditorium was closed for renovation. It reopened in October of 2010 as the Ruby Diamond Concert Hall.

REYNOLDS HALL

Reynolds Hall was constructed in 1913 and named for Melissa E. Cochrane Reynolds, the first Lady Principal of The Florida State College for Women. Reynolds Hall was one of five historic residence halls to be renovated in a multi-million dollar project. During the renovation, the historical and aesthetic value of the building was preserved, in addition to providing up-to-date comfort and safety for students. Reynolds reopened in 1996 as a residence hall.

WILLIAM JOHNSTON BUILDING

Constructed in 1913, for over 60 years this building was known as the Dining Hall. When first constructed, it housed all the food operations including a bakery, creamery, and cannery. The eastern portion of the building, called the Suwannee Arcade, was the informal dining facility, while the western portion of the building contained two grand formal dining rooms with the President's private dining area above and between. At one time, all the dormitories and the infirmary were connected to the dining hall by a series of arcades, making it possible for students to reach the dining facilities and avoid any inclement weather. The Suwannee Arcade was restored and reopened in Spring 2006 as a student dining facility. The west wing of the Johnston Building was renovated and reopened in fall 2011. The building was named in the early 1980s for William H. Johnston.

BROWARD HALL

Broward Hall was constructed in 1917 and is one of the oldest residence halls on campus. It was named for Napoleon Bonaparte Broward, the 19th governor of Florida from 1905 to 1909, during whose term the Buckman Act reorganized higher education in the state and designated the Tallahassee school as the Florida State College for Women. Broward Hall was reopened in August 1998 as a coeducational hall after being closed for two years of renovation.

FRANCIS EPPES HALL

This building was constructed in 1918 and is one of the last remaining classroom buildings on campus from the pre-FSU era. After serving as the home to Education programs for its early years, it was known simply as the Psychology Building until the university's sesquicentennial celebration in 2001, when it was named in honor of Francis Eppes. Eppes, a seven-term Tallahassee mayor and grandson of U.S. President Thomas Jefferson, led the effort to locate the Seminary West of the Suwannee River, the forerunner of FSU, in Tallahassee. Once the school opened, Eppes served 11 years on the school's board of directors, including eight years as president of the board. In 2008, the Psychology Department moved to its new building on the west side of campus. Eppes Hall was fully renovated in 2012 and became the home to the College of Criminology and Criminal Justice in 2013.

REGIONAL REHABILITATION CENTER

This building was originally constructed in 1919 as the College Infirmary. As the College and Tallahassee grew, its role changed from student hospital to campus clinic, and is remembered as the Clinic Building. In 1966, a new student health center was built and the Clinic was given to various departments for use as office space. In the mid-1970s, the building was renovated, and the back half of the building, with its connecting arcade, was demolished. In June of 2012, the Regional Rehabilitation Center was demolished and was replaced in the fall of 2013 by the Honors, Scholars, and Fellows House.

Florida State University Buildings - Some Facts

JENNIE MURPHREE HALL

This building was constructed in 1921 and was a women's dormitory until 2015. The hall was named for Mrs. Jennie Murphree, a native of Tallahassee and the wife of Albert A. Murphree, the first president of Florida Female College. Today, the beauty of the Jacobean Revival architecture remains intact while the interior boasts state-of-the-art systems. The building was renovated in 1993, and became coeducational in 2015.

DODD HALL

Dodd Hall was constructed in 1923. It was the library for FSCW and then FSU until 1956 when a new modern library was constructed. It is named for William George Dodd who joined the faculty of Florida State College for Women in 1910, became the head of the Department of English and went on to serve as the Dean of the College of Arts and Sciences for Florida State University. In 1982 the main library portion of the building was renovated and named the Pepper Library in honor of Claude and Mildred Pepper. The library has since been relocated to the Claude Pepper Center, and replaced by the Werkmeister Reading Room. In 1993, the Dodd Hall Auditorium was added to the building. Inscribed over the entrance to Dodd Hall in gold letters is "The Half of Knowledge, is to Know Where to Find Knowledge."

GILCHRIST HALL

Gilchrist Hall was constructed in 1925 and named after Albert Waller Gilchrist, the 20th governor of Florida, who gave unwavering support to the Florida State College for Women as a state agency. Its gabled terra cotta roof, Gothic stonework and gently curved entrance clearly recall medieval monastic architecture. This collection is reflected in the hall's main lounge, which features an intricately carved fireplace, dark multi-toned tile flooring, and grapevine motif doorway moldings. In August, 1998, Gilchrist reopened as a coeducational hall, after being closed for two years of renovation.

WILLIAMS BUILDING

This building was constructed in 1926. It was known as the History Building until 1963 when it was named in honor of Arthur Williams. Dr. Williams, historian and Bible scholar, was the only vice president that Florida State College for Women ever had. Conradi Auditorium, located in a wing of this building, is named for Augusta Conradi, wife of Dr. Edward Conradi who served as President of Florida State College for Women for 32 years. In 2001, extensive renovation of the Williams Building was completed. While the renovation resolved many of the building's notable design quirks, its historical appearance was maintained.

MONTGOMERY GYM

This building, constructed in 1938 as the physical education facility of Florida State College for Women, contains a heated indoor swimming pool, basketball court, and at the time of its completion, a bowling alley. The facility has been the home of the synchronized swimming team, The Tarpons, since its beginning. The bowling alley no longer exists but the pool, renovated in the mid-1980s, still is in operation. The building was named for Dr. Katherine Williams Montgomery, Miss Katie, as she was known to all, a 1918 graduate of FSCW. In 1920 she became an instructor of Physical Education at the College and in 1923 was named director of Physical Education. Dr. Montgomery died on October 1, 1958-the day she was to have retired officially from her duties at the Florida State University. In early 2004, major renovations to Montgomery Gym were completed.

LONGMIRE BUILDING

This building was constructed in 1938 and was known for many years as the Alumni Building. It was originally constructed as a dormitory/hotel for visitors and returning alumni. The building had a working kitchen in the basement, with a large dining room and small parlor. The large dining room and parlor were used as reception rooms by the Alumni Association. The building was named for Miss Rowena Longmire. Miss Longmire was an English professor and also served as faculty advisor to the Alumni Association of FSCW, and in 1917 was president of the Alumni Association.

LANDIS HALL

Landis Hall was completed in 1939 and was originally designated as a Seniors Hall. The building later became a coed facility. Landis Hall was named for Cary D. Landis, who was an Attorney General during the 1930s. The dormitory was renovated and reopened in fall 2006. Landis Hall sits at the south end of the courtyard known as Landis Green, with Strozier Library situated at the other end. Landis Hall is home to the FSU Honors Community. To celebrate Heritage Day in 2005, the Landis Green Legacy Fountain was unveiled. The fountain commemorates the history of the university with three sculptures representing the era between 1915-1947 and three depicting present day life on campus.

Source: Special reports; University Housing Office; Physical Plant Office

Online Resources: The University Housing Office's website can be accessed online at: www.housing.fsu.edu

FSU Facilities Design and Construction can be accessed online at: www.facilities.fsu.edu/depts/designConstr/

FSU Buildings - Gross Square Feet and Number of Rooms

This listing of buildings contains all buildings owned or leased by Florida State University as of May 2020.

Code	Building Name	Sq. Ft.	Rms	Code	Building Name	Sq. Ft.	Rms	Code	Building Name	Sq. Ft.	Rms	
Site 1 - Main Campus			11,975,788	33,231	0132	Tully Gym	91,893	179	0498	Ragans Hall 4 (D)	52,512	295
0001	Westcott Building	155,325	654	0134	Strozier Library	229,453	435	0499	Heritage Tower	4	1	
0002	Diffenbaugh Building	97,489	341	0135	Sandels Building	69,623	259	0819	Basketball Training Facility	55,995	136	
0003	Williams Building	70,962	285	0141	Einstein Brothers Bagels	1,988	9	0945	Stadium Place - Training Center	11,000	37	
0004	Dodd Hall	54,338	235	0146	Kasha Laboratory	50,802	182	4000	Cage Wash Facility	11,081	33	
0005	Eppes Hall	28,752	151	0195	Oglesby Union - Moore Aud.	12,536	27	4001	COM - Thrasher Building	156,631	617	
0006	Kellogg Building	47,161	226	0196	Oglesby Union - Davis Building	60,936	108	4002	COM - Research Building	147,789	445	
0007	Fine Arts Building	125,611	275	0202	Law-Hobby-Harrison/Cawthon	2,330	12	4003	COM - Peaden Auditorium	8,164	10	
0008	Bellamy Building	157,904	695	0203	Law - Caldwell (V. Gr.)	5,185	24	4004	Psychology Dept. Building	179,408	714	
0009	Biomedical Research Facility	58,147	208	0204	Law - Damon (V. Gr.)	3,678	25	4005	Psychology Dept. Auditorium	7,539	13	
0010	Turnbull Conference Center	73,236	148	0205	Law - Ausley (V. Gr.)	3,665	21	4006	Parking Garage #3 - Spirit Way	520,885	48	
0011	Shaw Building (Main Campus)	24,645	121	0220	Bus Stop - Northside Acad.Way	84	1	4007	King Life Science Building	181,078	492	
0012	Jennie Murphree Hall	74,958	284	0223	University Center - Bldg. A	252,048	1,044	4008	Chemical Science Laboratories	169,308	616	
0013	Reynolds Hall	71,647	252	0224	University Center - Bldg. B	83,457	226	4009	Classroom Building (HCB)	106,533	135	
0014	Bryan Hall	36,795	141	0225	University Center - Bldg. C	262,334	848	4010	EOAS Building	143,390	424	
0015	Broward Hall	37,149	151	0226	University Center - Bldg. D	205,012	572	4011	Dunlap Success Center	48,914	209	
0016	Gilchrist Hall	65,762	245	0237	C.U.P. Storage	290	1	4012	President's House	16,092	80	
0017	Johnston Building	180,062	431	0238	C.U.P. Fuel Pump Building	100	1	4013	Satellite Utilities Plant 2	7,921	2	
0019	Shores Building	53,543	172	0240	Marching Chiefs Tower & Field	250	1	4014	Parking Garage #4 - Call St	295,730	33	
0020	Dirac Science Library	109,662	348	0249	Zone 3 Maintenance	1,666	14	4016	Special Events Storage	1,170	3	
0023	Rovetta - Building A	67,518	219	0254	Sports Clubs Fields Facility	2,763	9	4020	Wildwood Halls 1	80,257	321	
0025	Montgomery	94,628	237	0255	Westcott Welcome Center	154	3	4021	Wildwood Halls 2	80,105	318	
0026	Leach Center	140,990	173	0258	Gate Control Booth - Univ. Ctr	51	1	4022	Traditions Hall	125,708	370	
0028	Thagard Building	44,919	234	0260	Askew Student Life Center	60,944	244	4023	DeGraff Hall East	85,751	332	
0030	Central Utilities Plant	23,737	45	0264	Mabry Building - #0264	1,682	18	4024	DeGraff Hall West	84,102	326	
0032	Law - Roberts Hall	72,869	161	0292	Flammable Storage	255	1	4025	Parking Garage #5 - St. Augustine	279,863	34	
0033	Satellite Utilities Plant 1	5,940	2	0293	Hazardous Waste Facility	1,327	5	4027	Alpha Delta Pi Pavilion	563	1	
0035	Hoffman Teaching Lab	72,598	130	0294	Hecht House	16,970	88	4028	Parking Garage #6 - W Pensacola	332,934	73	
0036	Rogers Building (OSB)	55,144	262	0375	Bus Stop - Academic Way	271	1	4029	Honors, Scholars & Fellows	40,536	133	
0037	Fisher Lecture Hall	9,844	41	0378	Parking Garage #2 - Traditions	236,577	23	4030	Coburn Wellness Center	176,828	618	
0038	Dittmer Chemistry Lab	144,881	605	0379	Student Services Building	51,478	191	4031	The Globe	42,434	158	
0039	Biology Unit I	80,661	304	0385	Stiles-Smith Team Bldg.	18,184	74	4033	Child Development Center	16,514	73	
0040	Duxbury Hall	65,833	205	0386	Soccer/Softball Concessions	794	3	4034	Bill's Bookstore	12,005	34	
0041	Keen Building	78,685	266	0387	Soccer/Softball Restrooms	1,012	2	4040	Law School Advocacy Center	55,019	224	
0042	Collins Research Building	53,549	137	0388	Soccer/Softball Ticket/Security	348	2	4041	Warren Building	36,969	227	
0044	Rogers Hall	66,127	177	0389	Softball Batting Cage	14,469	8	4042	Winchester Building	21,518	113	
0045	Richards Building	26,060	51	0390	Soccer Pressbox/Seats	777	6	4060	Dorman Hall	107,128	953	
0046	Salley Hall	125,176	625	0391	Softball/Pressbox & Seating	777	6	4061	Deviney Hall	102,996	932	
0047	Law Library	56,891	98	0392	Softball Home Dugout	448	2	4062	Azalea Hall	130,733	1011	
0048	Law Rotunda	20,273	58	0393	Softball Visitors Dugout	448	2	4063	Magnolia Hall	112,637	1020	
0049	Dodd Lecture Hall	12,329	29	0394	Stavros Center	5,526	39	4076	Tanner Equipment Shed	1,474	1	
0050	Stone Building	126,189	460	0431	Mendenhall Maintenance Annex	1,178	9	4077	Maintenance Gas Pumps	900	1	
0051	Oglesby Union - Turner Bldg.	22,523	46	0435	Bus Stop - Chieftan Way	271	1	4078	Maintenance Shed 1	780	1	
0052	Rovetta Building B	74,705	224	0436	Theatre (Fine Arts) Annex	15,805	79	4079	Maintenance Shed 2	832	1	
0054	Housewright Music Building	107,320	286	0437	E.A.P. Facility	3,382	36	4080	Maintenance Shed 3	1,023	1	
0055	Carothers Hall	68,221	301	0438	Art Teaching Labs	6,675	24	4088	Civic Ctr. Bat House	15	1	
0057	Pepper Building	43,121	120	0443	Marriage And Family Clinic	2,362	15	4090	Indoor Practice Facility	96,131	27	
0070	Parking Garage #1 - Woodward	304,921	133	0454	Library Technical Services	14,575	21	4091	Practice Fields Tower	36	1	
0072	Longmire Building	39,419	171	0456	Howser Ticket & Concession	3,177	17	4104	Psy-Com Utility Bldg.	794	1	
0074	Landis Hall	106,822	382	0457	Howser Batting Tunnel	9,399	1	4114	Kemper Lab (OGZEB)	2,576	14	
0075	McCullum Hall	87,574	593	0458	Howser Grounds Maintenance	1,492	3	4130	Wellness Parking Booth	26	1	
0076	Tanner Hall	26,276	102	0459	Howser North Gate	265	1	4190	Vending Hut - Union	320	2	
0077	Mendenhall Building A	84,663	207	0465	Alumni Center Facility	20,940	74	4191	Vending Hut - Chieftan Way	173	2	
0078	Mendenhall Building B	17,523	46	0467	FDLE Mail Facility	10,103	12	4192	Vending Hut - Salley	734	3	
0079	Speicher Tennis Center	10,290	26	0469	Postal and Receiving	14,532	24	4193	Kiosk - Murphree & Call	131	1	
0085	Cawthon Hall	93,987	319	0470	The Lab - Building A	5,871	20	4223	Garnet-N-Go	1,806	9	
0086	Pearl Tyner Welcome Center	4,739	32	0471	The Lab - Building B	2,914	7	4225	Bus Stop - University Center	942	1	
0089	Kuersteiner Music Building	91,889	404	0476	State Storage Warehouse	16,872	21	4240	Whitcomb Facility (Band)	1,347	3	
0091	Mcintosh Track & Field Bldg.	21,231	106	0478	Master Craftsman Studio	5,393	22	4241	Campus Garden Shed	65	1	
0100	Campbell Stadium	766,158	514	0480	Motor Pool Gas Pumps Cover	1,036	1	4242	Campus Garden Pavilion	551	1	
0113	Carravay Building	40,417	118	0485	Bus Stop - Stadium Dr	962	1	4249	Zone 3 Maintenance Storage	230	1	
0114	Engineering Lab Building	9,476	36	0486	M.L.Track Restrooms	1,852	5	4385	Soccer Storage Facility	120	1	
0115	Howser Stadium	75,788	145	0488	Seminole Café Restaurant	19,055	34	4386	Soccer & Softball Storage Facility	120	1	
0116	Love Building	100,234	390	0490	Warehouse 3 - Labor & Const.	13,452	15	4433	Black Student Union	7,248	35	
0117	Haskin Circus Complex	6,072	15	0491	Warehouse 4 - Parking Services	8,280	24	4446	Westside Courts Pavilion	1,574	4	
0120	Track Storage & Restrooms	1,153	8	0495	Ragans Hall 1 (A)	52,515	298	4490	Labor & Construction Storage	676	1	
0121	Harpe-Johnson Building	19,722	60	0496	Ragans Hall 2 (B)	50,362	244	4501	Recycling Ctr.- Bldg. 1	19,555	29	
0122	Track Press Box and Bleachers	257	3	0497	Ragans Hall 3 (C)	51,462	293	4502	Recycling Ctr.- Bldg. 2	4,682	27	

FSU Buildings - Gross Square Feet and Number of Rooms

Code	Building Name	Sq. Ft.	Rms	Code	Building Name	Sq. Ft.	Rms	Code	Building Name	Sq. Ft.	Rms
4503	Recycling Ctr.- Bldg. 3	2,551	8	Site 8 – Southwest Campus	281,082	612		Site 10 – PC Branch Campus	206,521	614	
4504	Recycling Ctr.- Bldg. 4	4,150	11	0018	Public Broadcast Center	53,013	171	1004	P.C. - Tractor Storage	238	1
4505	Eppes Drive Warehouse	8,671	10	0056	Opera Scene Shop	7,355	6	1005	P.C. - Barron Bldg.	39,853	109
4546	Tucker (Civic) Center	488,666	709	0058	Golf Course - Driving Range	195	1	1006	P.C. - Office Bldg. (B North)	12,526	62
4985	Osceola Duplex - Dunwoody	1,888	19	0059	Golf Course - Restroom	149	2	1007	P.C. - Tech. Bldg (B South)	27,256	72
Site 2 - FSU Ball Marine Laboratory	33,557	156		0061	Storage Bldg. - Mag Lab	4,941	2	1008	P.C. - Bay Building (Bldg. C)	14,456	30
0262	Marine Lab-Graduate Office	1,338	12	0062	Middleton Golf Center	29,725	96	1009	P.C. - Auditorium	6,946	17
0405	Marine Lab-Dorm 5	2,176	17	0063	Golf Course - Maintenance	5,539	9	1010	P.C. - WFSG-TV Trans. Bldg	1,600	4
0406	Marine Lab-Shop-Dive Program	2,396	10	0064	Farm - Theater Scene Storage	5,283	6	1012	P.C. - Bland Conference Ctr.	4,268	10
0407	Marine Lab-Classroom/Lab	2,416	9	0065	Farm - Radiation Storage	4,935	1	1014	P.C. - Admin. Services Ctr.	19,830	57
0408	Marine Lab-Main Lab Building	8,573	33	0067	Farm – Storage Building	1,629	4	1015	P.C. - Holley Academic Ctr.	79,548	252
0409	Marine Lab-Dorm 1 and 2	1,088	9	0088	Nursery - Grounds Greenhouse	3,145	1	Site 12 – Bellevue	106,594	302	
0410	Marine Lab-Dorm 4 and 5	750	8	0157	Facilities Campus Support	12,114	49	4500	Carnaghi Arts Building	105,560	298
0411	Marine Lab-Well House	101	1	0169	FSUPD Unit 3	7,157	28	4551	Carnaghi Arts Building A	421	2
0412	Marine Lab-Generator Building	216	1	0170	Alumni VI Maint. Shed	1,907	2	4552	Carnaghi Arts Building B	421	1
0441	Marine Lab-Greenhouse North	1,248	1	0295	Warehouse - Property Records 1	7,051	12	4553	Carnaghi Arts Building C	192	1
0442	Marine Lab-Greenhouse South	1,248	1	0297	Warehouse - Property Records 2	6,910	2	Site 13 – Ridgeway	78,634	335	
0462	Marine Lab-Admin Building	5,681	32	0298	Warehouse - Housing Storage 1	7,030	8	8050	FHP Academy	43,564	117
2200	Marine Lab-Fuel Pump Canopy	276	1	0300	Warehouse - Housing Storage 2	7,079	1	8051	FHP Dorm	24,159	167
2201	Marine Lab-Storage - SATS	61	1	0329	FSUPD Unit 1	1,535	6	8052	FSU Primary Health	9,986	50
2202	Marine Lab-Carpenter Shop	413	1	0330	FSUPD Unit 2	2,413	17	8053	Primary Health Porte-Cochere	925	1
2203	Marine Lab-Flammable Storage	112	1	0361	Farm - Roofing Material Storage	1,074	4	Site 16 – Kleman Plaza			
2204	Marine Lab-Facilities	193	1	0364	Nursery - Screened Greenhouse	1,701	1	2000	Challenger Learning Center	39,169	99
2205	Marine Lab-Marine Ops	138	1	0365	Nursery - Plant Storage	2,640	1	Site 17 – FAMU/FSU Engineering	226,244	590	
2206	Marine Lab-Potable Water Chlor.	53	1	0368	Nursery - Wireshed Storage	169	1	0527	FAMU/FSU Engin. Bldg. B	98,520	274
2208	Marine Lab-Scientific Water Well	78	1	0370	Warehouse - Weatherly Facility	4,080	3	0577	FAMU/FSU Engin. Bldg. A	126,488	310
2209	Marine Lab-Storage, Zoological	84	1	0371	Nursery - Carport	370	1	5045	Engineering – Shed 1	451	1
2210	Marine Lab-Walk-in Freezer 1	105	1	0373	Golf Course - Practice Lab	1,884	6	5417	Engineering – Portable 1	280	1
2211	Marine Lab-Storage Grubbs	121	1	0382	Nursery - Bldg 1 - Office	400	3	5418	Engineering – Portable 2	200	1
2212	Marine Lab-Sea Water Tower	200	1	0383	Nursery - Bldg 2 - Purple	116	1	5420	COE Materials Storage	305	3
2213	Marine Lab-Walk-in Freezer 2	105	1	0384	Nursery - Bldg 3 - Fertilizer	66	1	Site 18 – Innovation Park	856,576	2,612	
2215	Marine Lab-Storage - Faculty	710	5	0395	Nursery - Bldg 4 - Equipment	100	1	0022	Mag Lab - General Science	201,654	603
2216	Marine Lab-Open Air Classroom	600	1	0434	Nursery - Office - Trailer	708	5	0069	DC Magnet Building	98,962	91
2217	Marine Lab-Conditioned Storage	792	1	0492	Warehouse - Business Services	8,055	11	0269	Mag Lab - NMR Building	29,941	79
2218	Marine Lab-Storage - Sea Water	201	1	0493	Warehouse - Surplus	6,356	1	0380	NW Regional Data Center	23,952	47
2219	Marine Lab-Boat Storage	2,084	1	8001	IM Fields Control Bldg.	6,321	22	0804	I.P. - Sliger (Bernard F.) #1	40,521	143
Site 4 - Alligator Point	2,205	12		8002	IM Fields Maintenance Bldg.	6,950	15	0813	I.P. - Johnson (Robert M.)	41,807	132
0101	Alligator Pt. - Pres. Cottage	2,205	12	8003	IM Fields Softball Control	4,313	21	0814	I.P. - Shaw (Frank) Building	42,111	130
Site 5 - Mission Road Station	17,026	59		8008	Morcom Aquatics Center	8,372	38	0824	Research Foundation Bldg. A	84,834	292
0230	Mission Road - New Greenhouse	2,188	4	8009	Morcom Aquatics Mech. Bldg.	2,457	6	0825	Research Foundation Bldg. B	85,280	401
0366	Mission Road - Greenhouse	5,320	3	8010	Multi-Purpose Education Facil.	47,238	15	0826	CAPS Dielectrics Lab	1,215	1
0367	Mission Road - Main House	7,232	42	8018	WFSU-TV Transmitter Bldg	466	1	0827	CAPS Medium Voltage Lab	3,721	1
3367	Mission Road - Aviary	960	9	8020	FSUPD Storage Building	823	1	0849	CAPS High-Bay Lab	5,215	2
3368	Mission Road - Pole Barn	1,326	1	8060	Golf Course - Storage	93	1	0854	Materials Research Building	50,238	121
Site 7 - FSU Reservation	27,720	101		8061	Golf Course - Fuel Storage	66	1	0855	AME Building	61,726	131
0277	Rez Gate House	80	1	8062	Golf Course - Fertilizer Storage	66	1	0856	AME Utilities Building	5,165	8
0278	Rez Caretaker's Residence	1,143	9	8088	Nursery - Bat House	81	1	0860	Technology Services Building	80,234	430
0279	Rez Storage - Cabin 6	591	1	Site 9 - Sarasota (Ringling Museum)	548,028	1,222		Site 19 – Gadsden County (Critchfield Hall)			
0280	Rez Administration Building	2,131	16	0450	Ctr. For The Performing Arts	105,359	348	0466	Critchfield Hall (Recording)	11,943	61
0281	Rez Waterfront & Operations	3,377	17	9001	Ringling-Art Museum	114,190	139	Site 21 – Downtown	40,168	89	
0282	Rez Conference Ctr. - Cabin 4	5,971	22	9002	Ringling-Ca' d'Zan	27,178	146	2021	Jim Moran Building	23,852	88
0283	Rez Dock Cover	957	1	9003	Ringling-Circus Museum	35,292	32	2023	Plaza Tower Condos	16,316	1
0284	Rez Recreation Building	4,014	8	9004	Ringling-Grounds Bldg.	5,871	12	Site 27 – US Forest			
0285	Rez Staff Residence - Cabin 5	591	5	9005	Ringling-Caretaker's House	2,804	13	0449	ETV Transmitter Building 2	1,869	4
0286	Rez Dorm - Cabin 6	1,197	4	9006	Ringling-North Gatehouse	814	3	Site 41 – NW (Commonwealth Blvd)	92,120	319	
0287	Rez Dorm - Cabin 7	1,197	5	9007	Ringling-Pumphouse	639	1	3401	FSURF Entrepreneurial Building	38,823	103
0288	Rez Boat House	1,640	3	9010	Ringling-West Wing	48,089	110	3402	FSU Research Complex	19,383	110
0289	Rez Storage - Cabin 7	591	1	9011	Ringling-Banyan Cafe	5,298	1	3403	Maryland Building	33,914	106
7016	Rez Renegade Pavilion	200	1	9014	Ringling-Pumphouse #2	450	1	Site 42 – North Campuses			
7017	Rez Large Pole Shed	1,600	1	9018	Ringling-Utilities Plant	6,341	6	3801	Facility for Arts Research	26,498	103
7018	Rez Gold Pavilion	100	1	9019	Ringling-Visitor's Pavilion	54,188	149	Site 67 – Immokalee			
7019	Rez Chickee	50	1	9020	Ringling-Tibbals Learning Ctr.	60,921	89	2600	Collier (Immokalee) Clinic	39,817	172
7020	Rez Garnet Pavilion	50	1	9021	Ringling-Johnson-Blalock Ct.	70,123	138	University Total Square Feet	14,611,559		
7021	Rez Covered Shed/Parking	120	1	9022	Ringling-Facilities Admin.	2,454	12	University Total Rooms	40,693		
7022	Rez High Ropes Pavilion	1,520	1	9023	Ringling-Pumphouse #3	56	1	<i>Source: FSU Facilities Department</i>			
7023	High Ropes Course	600	1	9024	Ringling-Bolger Playspace 3-LV	300	2	<i>Online: http://www.facilities.fsu.edu</i>			

Net Assignable Square Footage (NASF) by College

An assignable classification is determined by functionally usable space. The standards for the categories listed are used by the Florida Board of Governors based on federal room classification standards (the Facilities Inventory and Classification Manual maintained by the National Center for Education Statistics). The table does not include residential halls.

<u>College / Department</u>	<u>Classroom</u>	<u>Teaching Lab</u>	<u>Research Lab</u>	<u>Study</u>	<u>Office</u>	<u>Instructional Media</u>
College of Arts & Sciences	22,709	91,790	403,134	18,970	349,948	515
College of Business	444	9,791	0	1,471	50,370	0
College of Communication & Information	3,026	13,960	2,941	2,203	37,082	5,958
College of Criminology & Criminal Justice	1,360	1,847	0	0	14,018	0
College of Education	1,538	2,206	0	954	47,967	0
College of Engineering	16,716	33,248	37,681	6,608	38,437	0
College of Fine Arts	8,472	111,609	18,909	3,983	42,571	0
The Graduate School	2,892	0	20,816	0	7,975	0
College of Human Sciences	483	23,239	3,526	524	16,091	0
College of Law	917	1,670	0	34,337	43,568	0
College of Medicine	6,808	22,983	61,493	5,016	100,791	0
College of Motion Picture Arts	297	12,845	2,301	797	8,403	0
College of Music	4,412	49,289	3,362	15,048	19,331	0
College of Nursing	11,451	5,944	349	3,214	12,184	0
College of Social Sciences & Public Policy	0	3,645	1,406	763	35,599	0
College of Social Work	0	0	2,427	0	14,642	0
General Purpose Classrooms	267,574	53,527	3,892	3,301	24,877	0
University Libraries	753	3,242	725	215,087	24,763	0
Athletics	2,041	1,045	217	0	63,787	0
Student Union/Center	0	0	426	0	5,734	0
Undergraduate Studies	0	881	0	0	0	0
Total	351,893	442,761	563,605	312,276	958,138	6,473

<u>College / Department</u>	<u>Gymnasium</u>	<u>Auditorium/ Exhibition</u>	<u>Campus Support</u>	<u>Other</u>	<u>Health Care</u>	<u>Total, all Categories</u>
College of Arts & Sciences	0	0	5,599	11,367	0	904,032
College of Business	0	5,048	0	1,772	0	68,896
College of Communication & Information	0	0	22	978	0	66,170
College of Criminology & Criminal Justice	0	0	0	530	0	17,755
College of Education	6,177	0	0	789	0	59,631
College of Engineering	0	0	6,754	306	0	139,750
College of Fine Arts	0	0	10,465	37,006	0	233,015
The Graduate School	0	0	0	1,035	0	32,718
College of Human Sciences	1,069	0	0	1,531	0	46,463
College of Law	0	0	0	6,309	0	86,801
College of Medicine	0	0	262	6,775	36,347	240,475
College of Motion Picture Arts	0	0	360	0	0	25,003
College of Music	0	0	1,930	46,918	0	140,290
College of Nursing	0	0	0	1,099	0	34,241
College of Social Sciences & Public Policy	0	0	0	0	0	41,413
College of Social Work	0	0	0	147	0	17,216
General Purpose Classrooms	79,452	0	0	55,222	0	487,845
University Libraries	0	0	562	1,944	0	247,076
Athletics	285,423	0	12,221	71,534	9,200	445,468
Student Union/Center	0	0	1,001	71,740	0	78,901
Undergraduate Studies	0	0	0	0	0	881
Total	372,121	5,048	39,176	317,002	45,547	3,414,040

Source: FSU Facilities Department as of May 2020

Florida State University Site and Acreage Holdings

Florida State University Sites

<u>Site Code</u>	<u>County</u>	<u>Name of Site</u>	<u>Gross Square Ft.</u>	<u>Buildings Owned*</u>	<u>Rooms</u>	<u>Acres Owned**</u>
1	Leon	Main Campus	12,092,876	208	33,231	486.7
2	Franklin	FSU Ball Marine Laboratory	26,265	30	156	78.0
3	Leon	Cascade Lake	0	0	0	79.4
4	Franklin	Alligator Point	2,205	1	12	23.5
5	Leon	Mission Road Station	17,026	5	59	13.7
6	Leon	Plant Street	0	0	0	1.0
7	Leon	FSU Reservation	27,720	21	101	58.9
8	Leon	Southwest Campus	281,082	47	612	599.2
9	Sarasota	Ringling Cultural Center	548,028	21	1,222	60.9
10	Bay	Panama City Campus	206,521	10	614	25.6
12	Leon	Belle Vue	106,594	4	302	0.0
13	Leon	Ridgeway	78,634	4	335	2.8
16	Leon	Kleman Plaza (Challenger Center)	39,169	1	99	0.0
17	Leon	FAMU/FSU College of Engineering	226,224	6	590	22.2
18	Leon	Innovation Park	856,576	16	2,612	49.3
19	Gadsden	Gadsden County (Critchfield Hall)	11,943	1	61	2.0
20	Leon	Southwood (FSU Research School)	0	0	0	50.4
21	Leon	Downtown	40,168	2	89	0.2
23	Leon	Heritage Grove	0	0	0	37.6
27	Leon	WFSU TV Tower	1,869	1	4	0.0
28	Bay	Lynn Haven	0	0	0	40.0
41	Leon	Commonwealth Blvd. (NW Campus)	92,120	3	319	13.8
42	Leon	North Campus	26,498	1	103	5.0
67	Collier	Immokalee	39,817	1	172	9.4
80	Leon	Regional Retention Facility	0	0	0	37.3
Total			14,721,335	383	40,693	1,696.8

*Owned buildings includes facilities that University holds a long-term lease or managed by the University.

**Owned acres includes land which is leased long-term and managed by the University.

Other Official University Academic Sites

<u>Site Code</u>	<u>County</u>	<u>Name of Site</u>	<u>Country</u>	<u>Primary Academic Reporting</u>
30	Non-USA	Panama City (Panama) Study Center	Republic of Panama	Study Abroad Program
31	Non-USA	Florence Study Center	Italy	Study Abroad Program
32	Non-USA	London Study Center	England (UK)	Study Abroad Program
33	Non-USA	Valencia Study Center	Spain	Study Abroad Program
34	Non-USA	Cern International Laboratory	Switzerland	Arts and Sciences - Physics
61	Volusia	Daytona Beach Regional Campus	USA	College of Medicine
62	St. Lucie	Fort Pierce Regional Campus	USA	College of Medicine
63	Orange	Orlando Regional Campus	USA	College of Medicine
64	Escambia	Pensacola Regional Campus	USA	College of Medicine
65	Sarasota	Sarasota Regional Campus	USA	College of Medicine
66	Leon	Tallahassee Regional Campus	USA	College of Medicine
68	Jackson	Marianna Rural Training Site	USA	College of Medicine
69	Non-Fla	Thomasville Georgia Clinical Training Site	USA	College of Medicine
74	Leon	Tallahassee Memorial Hospital	USA	College of Nursing

Source: University Space Management Systems as of May 2020

Online Resource: The Florida State University Facilities' website can be accessed online at: www.facilities.fsu.edu

Center for Academic and Professional Development (CAPD)

The Center for Academic & Professional Development was established to extend the resources of the Florida State University. Housed in the Augustus B. Turnbull III Florida State Conference Center, the experienced CAPD staff support a variety of learning opportunities as they provide services to colleges, departments, and students on campus and online.

Professional Development and Test Preparation Courses

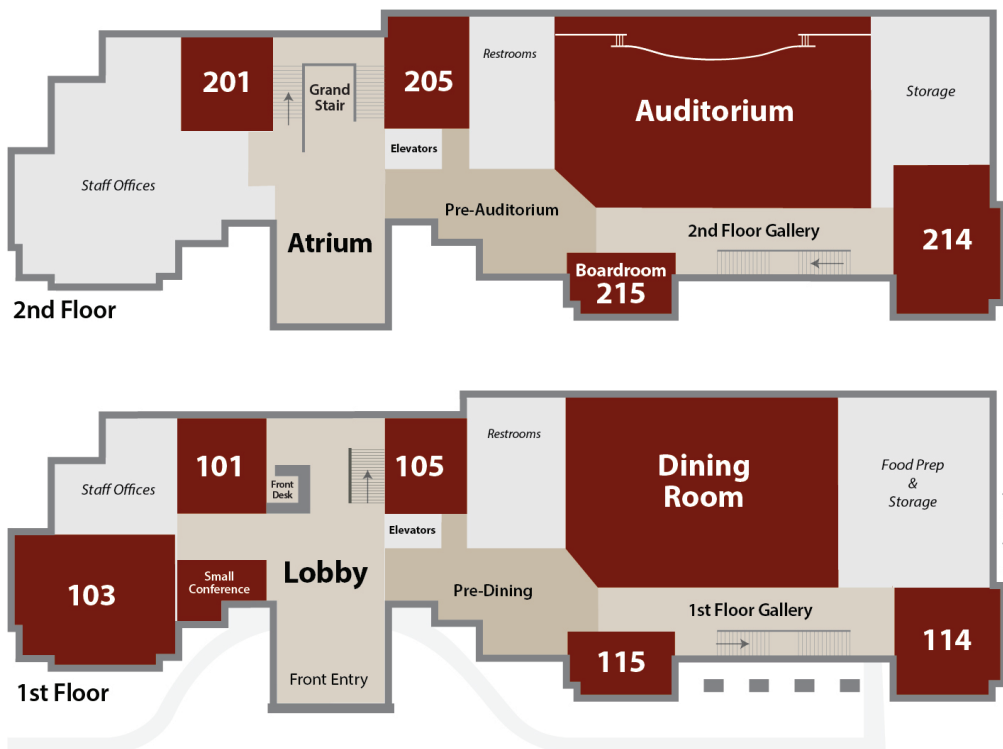
CAPD offers continuing education workshops and online courses that assist many professionals in maintaining their licenses or to stay competitive. These include courses in web design and development and a Certificate in Financial Planning, to provide the skills needed to be successful in today's work environment. The Center offers test prep courses for the GMAT, GRE and LSAT designed by a team of former standardized exam question writers and preparation experts to focus students on acceptance to graduate school.

Academic Programs

CAPD provides academic credit courses, including part-time degree and certificate programs, for the nontraditional student and continues to identify and develop new course offerings to support lifelong learners. Courses are offered on and off campus and online. Specialized courses and teacher institutes are held each summer, including the FSU Holocaust Institute for Educators, the Orff-Schulwerk Music Teacher Education Course, and the Art Therapy Program. CAPD also coordinates returning student scholarship for students 23 years of age or older and administers summer camps for college departments.

Conferencing

The Augustus B. Turnbull III Florida State Conference Center, located at 555 West Pensacola Street, adjacent to FSU's five-story St. Augustine parking garage, hosts small meetings to large international conferences. Center event coordinators assist clients with planning on-site events and registration for attendees. The three-story Jacobean style Center is approximately 47,000 square feet and has 11 meeting spaces, including a 350-seat auditorium, a 280-seat dining room (with catering kitchen), an elegant atrium, 7 breakout rooms, an executive boardroom, a business meeting room, a training room, a full service video studio, and administrative offices. The Conference Center provides the latest in technology infrastructure to support on-site and off-site event presentations. In addition, recording of events through live webcasts are converted to online learning materials for training purposes. To learn more, visit at: <http://learningforlife.fsu.edu>.



Room Information		
Room Number	Square Feet	Seating (Theatre)
101	820	48
103	1,868	120
105	778	50
108	4,828	350
114	936	70
115	601	45
201	820	48
205	904	60
208	5,083	350
214	1,433	96
215	601	-
Atrium	1,800	-

Division of Student Affairs

The Florida State University Division of Student Affairs empowers and supports all students to achieve their full potential. We believe in the power of the student experience to develop graduates who positively impact the world. The Division of Student Affairs includes the following departments:

CAREER PREPARATION

The Career Center

The Florida State University Career Center provides students and alumni with the resources and services necessary to design successful careers. With career advising, workshops, mock interviews, embedded career liaisons, recognition programs, and more, The Career Center is the go-to career resource on FSU's campus. Student and alumni can receive help with choosing a major, researching occupations, identifying opportunities, and developing job search strategies. The Career Center offers a one-to-three-credit-hour course, SDS 3340 Introduction to Career Development, that provides students with resources to help make a successful transition to their next step. The Career Center also provides a zero-credit course, SDS 3802 Experiential Learning, that allows students to document career experiences on their transcript or receive a certificate. Through more than twenty career fairs annually and the ProfessioNole Mentors program, The Career Center connects students with potential employers and a powerful network of Florida State alumni and friends of the University from across the country. Students and alumni also have exclusive access to The Career Center's career database, NoleNetwork, where they can apply for internships, part-time jobs, volunteer opportunities, full-time jobs, and discover other career events and opportunities. ProfessioNole Pathways allows students to earn digital badges by completing skill-based trainings and experiences addressing the nine key career competencies as defined by FSU. Students can also make themselves more marketable to employers or graduate programs by participating in the Garnet & Gold Scholar Society, a unique program that facilitates involvement and recognizes engaged, well-rounded students who excel within and beyond the classroom. (<https://www.career.fsu.edu>)

ENGAGEMENT

Fraternity & Sorority Life

The mission of Fraternity and Sorority Life is to enhance the quality of student life at Florida State University by empowering members of the Greek community through advising with a developmental approach, educating with purpose, communicating with stakeholders, and cultivating collective partnerships. FSL advocates for the expression of ritual through the shared values of leadership, scholarship, service, and brotherhood/sisterhood within the Greek community. The department is nationally recognized for the services, active advisement, support, and deep commitment to the shared values of leadership, scholarship, service, and brotherhood/sisterhood. FSL strives to develop a community that enables individuals to make values based decisions, learn tangible skills, and contribute to the betterment of the global community. The Fraternity and Sorority experience at Florida State University helps its members fulfill their potential, while also providing service and advocacy to the campus and Tallahassee community. The community contributes over 100,000 hours of service and over \$1 million annually to philanthropic causes. (<https://fsl.fsu.edu>)

Student Engagement

The Department of Student Engagement cultivates tailored student experiences that support students' voice, belonging, and learning. Students are invited to join over 700 student organizations and get involved in the Florida State University community by visiting nolecentral.dsa.fsu.edu. Whether connecting with peers at Market Wednesday, participating in timeless traditions like Homecoming, giving back to the community through Dance Marathon, Relay for Life, or the Big Event; or joining friends at the Student Life Cinema for movies and gaming, the Department of Student Engagement provides opportunities for every student to connect and find community at FSU. The Student Government Association (SGA) is the student's voice at Florida State University, providing "quality leadership for, and accountability to, its constituency by recognizing that strength arises from diversity, engagement, and dialogue." All students are members of SGA, and hundreds serve in elected and appointed positions, gathering hands-on experiential administrative, programming, and leadership skills. SGA focuses on leadership and identity development, belonging and inclusion, civic engagement and participation, and financial responsibility and stewardship, supporting traditions, initiatives, and communities that benefit the student body. SGA annually allocates approximately \$13 million of activity and service fees, funding or partially funding activities of the student senate, the executive branch, and numerous student organizations and University units. This means that a majority of events on campus are free to FSU students. The Congress of Graduate Students (COGS) is an elected body of all post-baccalaureate, graduate, professional and doctoral students at the University. COGS is a unified voice and advocate for all graduate related matters. It also offers travel grants to graduate students, funds graduate organizations, and sponsors a variety of programs and services for students. (<http://sga.fsu.edu> & <http://nolecentral.dsa.fsu.edu>)

University Housing

University Housing provides exceptional living opportunities for students to succeed academically. University Housing offers over 6,700 on-campus beds that are suites or apartments for full-time, degree-seeking, fee-paying students. Approximately 85% of the First Year class lives on campus. Residence hall staff provide resources and seek to create living environments that foster the lifelong learning of every resident through the promotion of responsible citizenship, scholarship, appreciation of differences, personal wellness, and involvement. Approximately 480 students live within eight different academic living learning communities. First year students who live on campus earn higher GPAs and retain at a higher rate than those who live off. (<https://housing.fsu.edu>)

FSU Childcare and Early Learning Programs provide, for a fee, care and educational experiences at the Copeland Center for approximately 133 children, ages six weeks to four years of age. Children of Florida State University students, faculty, staff, alumni, as well as children of the greater community are eligible for services, however priority for enrollment is given to FSU students, faculty and staff. Childcare and Early Learning Development Programs also provide sites for research by faculty members and graduate students in a variety of areas as well as a laboratory setting in which students may observe, complete practicums/internships, or work with young children. The Childcare and Early Learning Programs are highly credentialed with full-time professional faculty leading the classrooms. (<https://childcare.fsu.edu>)

HEALTH, WELLNESS, & SAFETY

Campus Recreation

"Find What Moves You" with Campus Recreation. The department supports members of the FSU community in their pursuit of lifelong wellness by providing a diverse array of high-quality recreational programs, services, and facilities in the Fitness, Sports, and Outdoors disciplines. Access to all Campus Recreation facilities is free for students. Faculty, staff, alumni, and affiliates may purchase daily access passes or recurring memberships. Two fitness facilities, the Bobby E. Leach Center and the Fitness and Movement Clinic, offer a variety of fitness and wellness services including cardiovascular and strength training, group fitness classes, and personal training. The Leach Center also has a 16-lane, 25-yard lap pool, spa and sauna, indoor jogging track, basketball and racquetball courts. Aquatics staff provides health and safety instruction, adult and youth swim lessons, and other certification programs. The FSU Reservation (the "Rez") is a 73-acre lakefront facility located five minutes from campus where patrons can enjoy kayaking, canoeing, sailing, or stand-up paddle boarding on Lake Bradford as well as sand volleyball, disc golf, a climbing wall, and picnic pavilions.

Division of Student Affairs

Additionally, the FSU Challenge Program facilitates teambuilding and leadership development at the high and low challenge (ropes) course. Outdoor Pursuits facilitates outdoor adventure trips around the region including backpacking, kayaking, climbing, mountain biking, and paddling. There are over 40 Intramural Sport (IM) leagues for men's, women's and co-ed teams with various divisions to accommodate a wide range of skill and talent levels. Nearly 2,000 students participate in one of forty Sport Clubs that provide various instructional, recreational, and competitive opportunities for the more dedicated athlete. Students can also enjoy pick-up games any time at FSU's award-winning Rec SportsPlex outdoor sports facility, the Main Campus Fields, and Westside Courts. (<https://campusrec.fsu.edu>)

Counseling & Psychological Services

The University Counseling Center (UCC), a department in the Division of Student Affairs, provides counseling services and programs to help students resolve psychological issues and personal concerns that interfere with academic progress, social development, and emotional well-being. Our goal is to help students function to the best of their abilities and make the most of their years at FSU. Because student fees cover these services, there is no out-of-pocket expense for any visit for all currently enrolled FSU Students. UCC services are provided by licensed psychologists, licensed mental health counselors, licensed clinical social workers and trainees on varying levels. These services include but are not limited to brief individual therapy, group therapy, crisis intervention, consultation, and referrals. Outreach presentations on mental-health topics and life skills are available to students, residence halls, student organizations, faculty, and staff. The UCC sponsors RENEW (Realizing Everyone's Need for Emotional Wellness), a peer-educator student organization whose mission is the promotion of emotional health and coping skills to FSU students. Students can receive individual instructional sections by RENEW members on various topics including time management, stress management, and test anxiety. Enrolled students may initiate counseling services by walking in to the UCC during regular office hours and requesting to speak with a clinician. When meeting with a clinician at walk-in, the clinician will determine the best plan for meeting the individual student's mental health needs. In addition, students who are experiencing a mental health crisis at a time outside of the UCC's regular office hours have the option of calling the UCC's after-hours service at 850-644-TALK and immediately speaking with a clinician. Records of visits to the UCC as well as after-hours crisis calls are strictly confidential and are not included in the student's University records. Confidential information will not be released to anyone without written permission, unless there appears to be clear and imminent danger to the student or others. Students who are aware that they will require longer-term treatment are encouraged to make arrangements for private care in the community before entering the University. However, if necessary, the University Counseling Center's staff will make referrals for ongoing treatment in the Tallahassee community. (<https://counseling.fsu.edu>)

Department of Student Support & Transitions

The primary focus of the Department of Student Support and Transitions (DSSST) is to support the academic mission of Florida State University and the Division of Student Affairs by providing services, programs, and resources for all students. Case Management Services works with students to provide emotional support, brief crisis counseling, advocacy, and identify immediate needs, making appropriate referrals to campus and community resources. Cases are monitored, as needed, to ensure individuals receive the support necessary to improve their life situation. Investigations and Assessment provides investigative services for allegations of misconduct concerning Recognized Student Organizations. New Student & Family Programs (NSFP) facilitates a welcoming and inclusive transition to Florida State University for all new students and their families. NSFP also offers Seminoles in the City; First Year 'Nole e-Newsletter; Ask a 'Nole, and Family Connection. The Office of Accessibility Services (OAS) collaborates with and empowers FSU students by creating accessible and inclusive learning environments. Through the provision of academic accommodations, testing support, assistive technologies, accessible transportation services, and a space for students to feel part of the FSU community OAS creates an environment of success. The Victim Advocate Program provides confidential advocacy to primary and secondary victims of all types of crimes. An advocate is on-call twenty-four hours a day to respond to Florida State University students, faculty, and staff who are victimized, and to any person victimized on Florida State University's campus. The services offered include emotional support, court accompaniment, crisis intervention, instructor notification, academic support, referrals, and educational programming for the campus community. The Withdrawal Services staff provides support to students and their families when a student's enrollment is unexpectedly interrupted for personal, medical, or mental health reasons, and/or other crises. (<https://dsst.fsu.edu>)

Student Conduct & Community Standards

The Department of Student Conduct and Community Standards (SCCS) promotes responsible decision-making that fosters student-centered learning and accountability in alignment with community values and expectations. The staff assist students in upholding community standards as the office addresses allegations involving students who may have violated the Student and/or Student Organization Conduct Codes. The staff provide advising for Academic Conduct Violations and are available to advise students who are alleged to have violated the Academic Honor Policy. SCCS maintains Student Conduct records and students work with the office to certify student conduct records with future graduate schools or potential employers. The department offers student leadership opportunities as students can apply to serve on the Student Conduct Board beginning in the Spring semester. There are Ethics Workshop Presentations that are available for students who wish to learn more about and apply ethical decision making in their daily lives. The goals of SCCS include: Community Wellbeing: Empowering students to value and contribute to an environment which fosters a sense of wellness and belonging; Student Learning: Developing students' ability to critically evaluate choices and personal values and apply their reflections to future decision-making; and Accountability: Encouraging students to acknowledge their behaviors and recognize when they do not align with their values or with university expectations. The department promotes Environmental Wellness by developing an awareness of safety and the environment that surrounds students and enhancing their relationship with it. (<https://sccs.fsu.edu>)

Title IX

The University's Title IX Director is responsible for overseeing the development of sexual misconduct policies, ensuring compliance with Title IX and relevant federal and state regulations, and investigating Title IX complaints alleging student sexual misconduct. The Human Resources Deputy Coordinator will oversee investigations of sexual misconduct by employees and third parties. The Athletics Deputy Coordinator will accept Title IX incident reports to forward to the Title IX Director, and will ensure athletics equity compliance. The FSUS Deputy Coordinator will oversee investigations of sexual misconduct by K-12 students. Questions regarding Title IX, as well as concerns about and complaints of non-compliance (including claims of sexual harassment, sexual assault, sexual violence, or other sexual misconduct), should be directed to the Title IX Director or a Title IX Deputy Coordinator. FSU does not discriminate on the basis of sex/gender in education programs and activities, and, as a recipient of Federal financial assistance for education activities, is required by Title IX to ensure that all of its education programs and activities do not discriminate in such a manner. Sexual harassment, which includes acts of sexual violence, is a form of sex discrimination prohibited by Title IX. Additionally, the Florida Educational Equity Act prohibits discrimination in schools based on race, ethnicity, national origin, gender, disability, or marital status. FLA. STAT. § 1000.05 (2012). Furthermore, this commitment is reaffirmed in FSU's Sex Discrimination and Sexual Misconduct Policy, which is applicable to all faculty, staff, students, visitors, applicants, and contractors. (<https://knowmore.fsu.edu/>)

Division of Student Affairs

University Health Services

University Health Services (UHS) provides a coordinated continuum of care through prevention, intervention and treatment services. Services include general medical care, priority care, women's care, psychiatry, allergy injection clinic, immunizations, nutrition, confidential HIV testing, diagnostic imaging, physical therapy, and a medical response unit. UHS bills the student's insurance for any charges incurred. The UHS Center for Health Advocacy and Wellness (CHAW) assists students in their academic success through individual, group, and population-based health and wellness initiatives. CHAW addresses environmental factors that reduce risk and educates students about healthy lifestyles. CHAW also offers internships and educational opportunities; and mentors, trains, and advises peer health educators while encouraging creativity and leadership. UHS clinical staff includes board-certified physicians, psychiatrists, advanced registered nurse practitioners, physician assistants, licensed practical nurses, x-ray technologists, registered nurses, and dietitians. The health center has more than one hundred full-time employees and also employs many part-time and student staff members. All students must meet State Board of Education immunization requirements. The Health Compliance checklist which can be found at <http://www.uhs.fsu.edu> under the "Admission Health Requirements" tab. All incoming full-time students are required to have health insurance coverage. As a condition of their admittance to Florida State University, all non-United States citizens on a J-1 or F-1 visa must have appropriate health insurance regardless of their credit hour load. Information about insurance policies available for students is posted on the student insurance web site at <http://www.studentinsurance.fsu.edu> or by calling the Health Compliance Office at (850) 644-3608. (<http://www.uhs.fsu.edu>)

INCLUSIVE COMMUNITY

Center for Academic Retention & Enhancement

Florida State University and the Center for Academic Retention and Enhancement (CARE) provides first-generation and other students traditionally underrepresented in higher education with services to promote their academic success, retention, and timely graduation, including general education courses, academic advising, college life coaching, financial aid and literacy advising, tutoring, a computer lab, peer mentoring, and cultural enrichment activities. CARE's Summer Bridge Program incorporates intensive academic and social orientation to FSU, introduces the responsibilities and opportunities of college life, and prepares students for personal and professional success. Student Support Services (SSS) and Student Support Services-STEM (SSS-STEM) provide qualified students additional tutoring, workshops, and post-graduation planning activities. CARE's Bridge to Graduate School prepares juniors and seniors for applying to, enrolling in, financing, and succeeding in graduate school. The Unconquered Scholars Program offers supplemental academic and engagement support activities for students previously in foster care, a ward of the state, homeless, or raised by a non-parent relative. The College Reach-Out Program motivates disadvantaged middle and high school students to pursue post-secondary education through academic assistance, enrichment activities, educational trips, and college tours. The Upward Bound Program serves Gadsden County High School students from low socio-economic backgrounds, offering educational activities, access to technology, college tours, and participation stipends. The University Experience Program and CARE Summer Academy are summer programs on the FSU campus for disadvantaged middle and high school students. (<https://care.fsu.edu>)

Center for Global Engagement

The Mission of the Center for Global Engagement (CGE) is to facilitate international diversity and foster global understanding and awareness within the FSU community. The CGE provides immigration services and ongoing support to over 2,700 international students, visiting scholars and international faculty. The CGE is committed to enhancing FSU's internationalization initiatives and offers several certificate programs designed to help develop a more interculturally competent campus community. The Global Partners Certificate Program provides training and workshops to increase intercultural competence for faculty and staff, and the Global Citizenship Certificate helps undergraduate students prepare for today's global society through a combination of academic classes and co-curricular activities. The CGE collaborates with Academic Affairs on two signature programs that increase international diversity and international study opportunities. FSU's Global Exchange Program provides students with the opportunity to study at one of over 40 international partner universities around the world and allows students from our partner universities to study at FSU for one or two semesters. The Special Academic Program serves as a path to graduate school for students from over 27 partners who study for two semesters as non-degree students and then apply to FSU graduate programs. The CGE also offers the Intercultural Program Series and the Engage Your World Intercultural Dialogue Series to provide all students with many enriching co-curricular opportunities to learn more about other cultures and current global issues. (<https://cge.fsu.edu>)

Center for Leadership & Social Change

The center's mission, to transform lives through identity development, leadership education, and community engagement, is woven throughout our work. We encourage students to learn, serve, and transform themselves and the world around them through programming that encompasses diversity, leadership, and service. The center provides education and learning programs for students of all levels, along with professional development opportunities for faculty, staff, and community members. Some of these classes, seminars, retreats, and hands-on learning experiences include Leadership LOGIC, Social Justice Ally Training, the Diversity & Inclusion Certificate, and the Multicultural Leadership Summit. The center serves as an outlet to engage in community action through initiatives such as EngageTLH service trips, Youth Programs Mentoring Initiative, PeaceJam Southeast, and the Moellership Program's summers of service around the globe. With more than 30 programs, the center provides opportunities for any schedule, ranging from low commitment (one to a few hours) to long-term commitment of a semester, a year, or up to four years. (<https://thecenter.fsu.edu>)

Oglesby Union

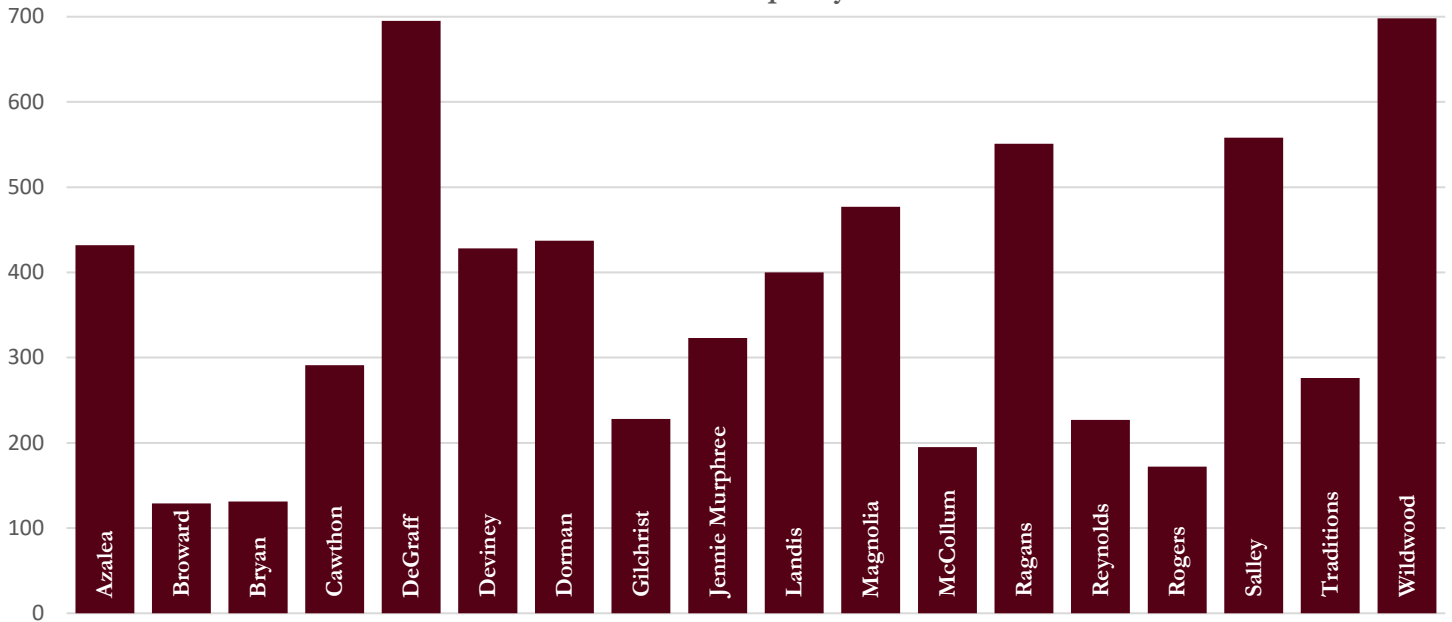
The FSU Union operates as a student-centered organization that engages in shared decision making and holistic development through employment and involvement; advocates for inclusivity and equity, fosters respect, and affirms the identities of all individuals; educates students in leadership and social responsibility and offers firsthand experiences in global citizenship; and provides gathering spaces to encourage formal and informal community interactions that build meaningful relationships. The Union cultivates high impact experiences, experiential learning, and participation in FSU campus life traditions that enhance student engagement and a sense of belonging. The Union department consists of the Art Center and Frame Shop; Campus Event Services; Information Desk and Lost & Found; Crenshaw Lanes Bowling, Billiards and Pro shop; Flying High Circus; and Union Productions, Traditions Programming, and Club Down Under. The FSU Flying High Circus is one of only two student run collegiate circuses in the country. The circus offers a unique student experience that provides for team building, skill acquisition and performance opportunities, intentional education and community building as well as supporting University town & gown relationships. The Union buildings include Askew Student Life Center (ASLC), Haskin Circus Complex, Davis-Turner Building, Moore Auditorium, and the Student Services Building (SSB). Each facility provides amenities, conveniences, programs, and services that the university community utilizes in their daily lives. The new FSU Union addition is anticipated to open fall 2021. (<https://union.fsu.edu>)

Source: Office of the Vice President for Student Affairs

Online Resource: <http://studentaffairs.fsu.edu>

University Housing

Fall 2019 Occupancy



Residence Hall	Fall 2011	Fall 2012	Fall 2013	Fall 2014	Fall 2015	Fall 2016	Fall 2017	Fall 2018	Fall 2019	Fall 2019 Capacity
Azalea	-	-	-	-	-	-	433	431	432	433
Broward	135	135	135	135	135	133	127	129	129	135
Bryan	131	131	131	131	131	131	130	130	131	131
Cawthon	297	297	297	297	296	297	296	293	291	297
DeGraff	705	705	706	706	700	705	703	698	695	706
Deviney	248	257	252	258	431	431	433	431	428	433
Dorman	288	301	288	293	439	439	438	437	437	433
Gilchrist	229	229	229	229	229	227	228	227	228	229
Jennie Murphree	325	326	323	328	327	327	323	322	323	328
Kellum	537	537	535	551	*	*	*	*	*	*
Landis	403	403	402	403	401	401	403	401	400	403
Magnolia	-	-	-	-	-	-	478	472	477	479
McCollum	196	196	196	196	196	196	196	192	195	196
Ragans	555	555	554	554	555	555	554	552	551	555
Reynolds	238	239	238	238	237	237	231	227	227	239
Rogers	**	**	176	173	176	176	175	175	172	184
Salley	582	577	580	580	566	566	560	519	558	570
Smith	563	556	547	571	548	*	*	*	*	*
Traditions	-	275	276	277	276	276	275	276	276	276
Wildwood	706	705	705	706	705	704	701	700	698	706
Total	6,138	6,424	6,570	6,626	6,348	5,801	6,684	6,612	6,648	6,733

* Kellum Hall closed in 2015; Smith Hall closed in 2016.

**Rogers Hall was opened to include upperclassmen undergraduates in 2013.

Notes: The residence halls listed do not include Alumni Village (graduate facility, closed in summer 2014) or when Rogers Hall was graduate-only. Traditions Hall opened in 2012. Azalea and Magnolia Halls opened in 2017.

Deviney Hall and Dorman Hall were razed and rebuilt, and opened again to residents in 2015.

Source: University Housing. Online Resource: The University Housing's website can be accessed at: <http://housing.fsu.edu>.

Office of Financial Aid

The FSU Office of Financial Aid exists to assist students with securing federal, state and institutional financial aid to achieve their degree. Each year, the FSU Office of Financial Aid awards and administers more than 280 million dollars in financial aid to eligible students. Students receive aid in the form of scholarships, grants, work study, and loans -- funds that help them to focus on their education and complete their degree so that they can go into the world with purpose.

Types of Aid Available:

Loans

Direct Subsidized Stafford Loans
 Direct Unsubsidized Stafford Loans
 Direct PLUS Loans
 Federal Perkins Loans

Need-based Scholarships and Grants

Federal Pell
 SEOG
 State scholarships/grants
 Private scholarships
 College/university scholarship or grant aid

In order to award aid, a school must first establish an estimated cost of attendance. This includes fixed amounts, such as tuition and fees, as well as amounts that must be estimated such as room, board, books, transportation, and personal expenses.

Need-based aid, such as Federal Grants, Work-Study, Federal Loans, State Grants, and University Grants can be awarded up to the amount of need established through the federal formula. Loans such as the Federal Unsubsidized Stafford Loan and the Parent Loan for Undergraduate Students (PLUS) or Graduate PLUS loan can be awarded beyond the calculated need, up to the amount of the cost of attendance. The total of all aid awarded cannot exceed the cost of attendance as established by the school.

The budgets below are approximate and represent two semesters (fall 2020 and spring 2021) of regular study (13 credits per semester) at the main campus. The actual budgets used to award aid may vary slightly to comply with any regulatory changes that are made after initial estimation. These budgets are for the purpose of awarding financial aid, and may not represent the actual cost for each individual student, as enrollment and lifestyle choices will impact actual expenses. Tuition includes a differential fee that is applied to all undergraduate students who began enrollment after July 2007 (exception - students who have Florida Pre-Paid Tuition plan active as of 7/1/2007).

Estimated Undergraduate Costs for 2020-21 Academic Year

	Florida Residents		Non-Florida Residents	
	<u>On/Off Campus</u>	<u>Living with Parents</u>	<u>On/Off Campus</u>	<u>Living with Parents</u>
Tuition/Fees	\$5,666	\$5,666	\$18,796	\$18,796
Room (Housing)	\$6,604	\$3,302	\$6,604	\$3,302
Board (Food/Meals)	\$4,484	\$2,242	\$4,484	\$2,242
Books/Supplies	\$1,000	\$1,000	\$1,000	\$1,000
Transportation	\$1,400	\$1,400	\$2,716	\$2,716
Personal	<u>\$3,982</u>	<u>\$3,982</u>	<u>\$3,982</u>	<u>\$3,982</u>
Total	\$23,136	\$17,592	\$37,582	\$32,038

Florida State University's Student Financial Aid statistics as reported to the U.S. Department of Education's Integrated Postsecondary Education Data System (IPEDS)

	2018-19 Academic Year	
	<u>Undergraduates</u>	<u>FTICs</u>
Total Number of Students (cohort established in Fall 2017)	32,072	5,998
Number of students awarded grant or scholarship aid*	31,063	5,738
Average amount of aid	\$7,685	\$9,930
Number of students awarded Pell grants	10,028	1,658
Average amount of aid	\$4,768	\$5,464
Number of students awarded Federal student loans	11,422	1,733
Average amount of aid	\$6,932	\$5,885

*Count grants/scholarships from the federal government, state/local government, the institution, and other sources:

Source: Office of Financial Aid

Online Resource: The Office of Financial Aid's website can be accessed at: <http://financialaid.fsu.edu/>

Intercollegiate Athletics

The “Seminoles” is the official designation of Florida State University (FSU) men’s and women’s athletic teams. The symbol of university athletics is Osceola. The official colors are Garnet and Gold. FSU competes in the Atlantic Coast Conference (ACC) for all sports.



Florida State University Seminole



2018-19 ACC and NCAA Team Results

Director’s Cup Final Ranking (David Coburn – A.D.): 7th nationally
Baseball (Mike Martin): ACC – T5th; College World Series (T5th)
Basketball - Men (Leonard Hamilton): ACC – 4th; NCAA Sweet 16
Basketball - Women (Sue Semrau): ACC – 6th; NCAA 2nd Round
Beach Volleyball (Brooke Niles): CCSA Champions, NCAA- 2nd round
Cross Country - Men (Bob Braman): ACC – 7th; NCAA Regional – 2nd
Cross Country - Women (Kelly Phillips): ACC – 4th; NCAA Regional – 1st
Football (Willie Taggart): ACC – 5th
Golf - Men (Trey Jones): ACC – 4th
Golf - Women (Amy Bond): ACC – 2nd; NCAA – 12th
Soccer (Mark Krikorian): ACC Champions; NCAA Champions
Softball (Lonni Alameda): ACC Champions; NCAA Super Regionals
Swimming & Diving - Men (Neal Studd): ACC – 5th; NCAA – 14th
Swimming & Diving - Women (Neal Studd): ACC – 6th; NCAA – 34th
Tennis - Men (Dwayne Hultquist): ACC – 7th; NCAA – Round of 32
Tennis - Women (Jennifer Hyde): ACC – 3rd; NCAA – Round of 32
Track & Field - Indoor Men (Bob Braman): ACC – 1st; NCAA – 6th
Track & Field - Outdoor Men (Bob Braman): ACC – 3rd; NCAA – 17th
Track & Field - Indoor Women (Bob Braman): ACC – 2nd; NCAA – 34th
Track & Field - Outdoor Women (Bob Braman): ACC – 1st; NCAA – 10th
Volleyball (Chris Poole): ACC – 2nd

2018-19 ACC Team Champions (5): Soccer, Beach Volleyball (CCSA), Softball, Outdoor Women’s Track and Field, Indoor Men’s Track and Field

All-time Team National Championships (19) (NCAA champion except where noted)

1951 - Men’s Gymnastics
1952 - Men’s Gymnastics
1955 - Men’s Volleyball (awarded by the US Volleyball Association - USVA)
1957 - Men’s Volleyball (awarded by the USVA)
1958 - Men’s Volleyball (awarded by the USVA, unofficial sport at FSU in 1958)
1981 - Softball (awarded by the Association of Intercollegiate Athletics for Women - AIAW)
1981 - Women’s Golf (awarded by the AIAW)
1982 - Softball (awarded by the AIAW)
1984 - Women’s Track (Outdoor)
1985 - Women’s Track (Indoor)
1993 - Football
1999 - Football
2006 - Men’s Track (Outdoor)
2007 - Men’s Track (Outdoor)*
2008 - Men’s Track (Outdoor)
2013 - Football
2014 - Women’s Soccer
2018 - Softball, Women’s Soccer

* Championship vacated by the NCAA

Intercollegiate Athletics

2018-19 Coach of the Year Honors

Bob Braman: ACC Coach of the Year for: Women's Outdoor Track & Field, Men's Indoor Track & Field

Brooke Niles: CCSA Coach of the Year (Beach Volleyball)

2018-19 Player of the Year (POY) Honors

Soccer (3): Yujie Zhao – ACC Freshman of the Year; MAC Hermann Trophy Watch List – Deyna Castellanos, Natalia Kuikka

Golf – Women (1): Frida Kinhult – ANNIKA Award, Top-15

2018-19 Rookie of the Year Honors

Soccer: Yujie Zhao – ACC Freshman of the Year

Golf – Women: Frida Kinhult – ACC Freshman of the Year

Indoor Track & Field – Men: Bryand Rincher – ACC Men's Freshman of the Year

Outdoor Track & Field – Men: Bryand Rincher – ACC Men's Freshman of the Year

Beach Volleyball: Kate Privett – CCSA Freshman of the Year

2018-19 All-American Honors (athletes mentioned on any team by any publication are listed)

Baseball (3): J.C. Flowers, Robby Martin, Drew Mendoza

Basketball – Women (1): Kiah Gillespie

Beach Volleyball (2): Alaina Chacon, Madison Fitzpatrick

Cross Country – Women (1): Militsa Mircheva

Football (2): Brian Burns, Jaiden Woodbey

Golf - Men (1): John Pak

Golf - Women (1): Frida Kinhult

Soccer (5): Brooke Bollinger, Deyna Castellanos, Jaelin Howell, Natalia Kuikka, Yujie Zhao

Softball (2): Meghan King, Sydney Sherrill

Swimming & Diving - Men (6): Izaak Bastian, Joshua Davidson, Kanoa Kaleoloha, Jakub Ksiazek, Emir Muratovic, Will Pisani

Swimming & Diving - Women (1): Ida Hulkko

Track & Field - Men (7): Trey Cunningham, Andre Ewers, Kasaun James, Jhevaughn Matherson, Bryand Rincher, Michael Timpson Jr., Armani Wallace

Track & Field Women (10): Karimah Davis, Shauna Helps, Cortney Jones, Veronika Kanuchova, Jayla Kirkland, Shanice Love, Lauri Paredes, Jogaile Petrokaite, Ka'Tia Seymour, Rougui Sow

Volleyball - Indoor (2): Payton Caffrey, Taryn Knuth

2018-19 Academic Highlights for Student Athletes

ACC Weaver-James-Corrigan Postgraduate Scholarship Award (3): Brianne Burkert, Dallas Dorosy, Meghan King

CoSIDA Academic All-District (5): Ayla Bonniwell, Josh Davidson, Shauna Helps, Meghan King, Cam Thatcher

ACC Scholar-Athlete of the Year (1): Macy Jerger (CCSA)

Academic All-ACC (55): Griffin Alaniz, Izaak Bastian, Malia Berkely, Janae Caldwell, Gabby Carle, Molly Carlson, Steven Cross, Joshua Davidson, Cassidy Davis, Amanda Doherty, Dallas Dorosy, Kyle Fearington, Trent Forrest, Elizabeth Funderburk, Andrea Garcia, Carsyn Gordon, Chase Haney, Madison Harris, Shauna Helps, Petra Hule, Kasaun James, Jodie Judd, Jayla Kirkland, Alex Knaff, Jakub Ksiazek, Nina Kucheran, Natalia Kuikka, David Lott, Shanice Love, Nadia Maffo, Tre' McKitty, Drew Mendoza, Militsa Mircheva, Megan Mooney, Dani Morgan, Hunter Napier, Mat Nelson, David Nichols, Ana Oparenovic, Jogaile Petrokaite, Greyson Porter, Caleb Pottorff, Lucas Poullain, Ariana Rahmanparast, Bryand Rincher, Emmanuelle Salas, Kathryn Sandercock, Ka'Tia Seymour, Anna Shelnutt, Maudie Skyring, Istvan Szogi, Cam Thatcher, Brandon Tirado, Carla Touly, Jaiden Woodbey

USTFCCCA Track & Field, Cross Country All Academic (17): Nicole Breske, Janae Caldwell, Steven Cross, Elizabeth Funderburk, Madison Harris, Shauna Helps, Jodie Judd, David Lott, Shanice Love, Kayla Maczuga, Militsa Mircheva, Megan Mooney, Jogaile Petrokaite, Caleb Pottorff, Maudie Skyring, Istvan Szogi, Brandon Tirado

USTFCCCA All-Academic Team Honors (3): Women's Cross Country, Men's Cross Country, Women's Track & Field

CSCAA Scholar All-America (15): Griffin Alaniz, Izaak Bastian, Ayla Bonniwell, Molly Carlson, Joshua Davidson, Ida Hulkko, Kanoa Kaleoloha, Nina Kucheran, Max McCusker, Elise Olsen, Natalie Purnell, Paige Schendelaar-Kemp, Jackson Seith, Cam Thatcher, Hannah Wormer

Source: Florida State University Sports Information Office

Online Resource: The Florida State Athletic Department's website can be accessed online at www.seminoles.com

Florida State University Ensembles

Bands:

Florida State Winds This graduate student wind ensemble with flexible instrumentation performs large chamber works and also features guest soloists. The group tours and performs on and off campus at conferences and special events.

Campus Band The Campus Band is open to all students with interest and experience. It meets weekly during both semesters, responding to students' interests and abilities while rehearsing and performing a wide and diverse literature.

Concert Band The Concert Band is devoted to the rehearsal, study, and performance of important band literature.

Marching Chiefs The Marching Chiefs is a marching band of approximately 450 students that performs at all home football games and traditionally travels to two or three out-of-town games during the football season.

Seminole Sound Seminole Sound is the University's Athletic Pep Band consisting of over 130 members. The Seminole Sound performs for FSU Men's and Women's Basketball, FSU Women's Volleyball, and a variety of other athletic events.

Symphonic Band Although made up essentially of music majors, the Symphonic Band is open to all university students by comprehensive auditions. Two performances are scheduled each semester in addition to tours and frequent appearances at national conventions or conferences.

Wind Orchestra The Wind Orchestra engages in professional level study of wind literature important to contemporary performing practices.

Choral:

Chamber Choir The Chamber Choir is a highly select group of graduate and upper level undergraduate students performing repertoire particularly suitable for a 24- to 32-voice mixed choir both accompanied and a cappella.

Choral Union The Choral Union is open to any student enrolled in the University who wishes to sing. Both accompanied and a cappella selections are included in its repertoire. Public concerts are presented throughout the year.

University Singers The University Singers is a select group of primarily undergraduate music majors. Their activities include public concerts, both on and off campus, as well as frequent tours and performances at professional conferences.

University Chorale/Tallahassee Community Chorus This ensemble is a large mixed ensemble that specializes in the music written for a large chorus and orchestra. The chorus is open to all students and the general public.

Gospel Choir The Gospel Choir is a popular choral ensemble on campus that explores both traditional and contemporary Gospel music. The Gospel Choir gives concerts on and off campus and frequently performs at churches throughout the city.

Women's Glee Club The FSU Women's Glee Club is open to students enrolled in the University. Public concerts are presented throughout the year, including off-campus performances.

Men's Chorus The Collegians, the FSU men's glee club, is open to students enrolled in the University. Public concerts are presented throughout the year, including off-campus performances.

Opera Chorus The Opera Chorus performs in the FSU Opera productions.

Orchestras:

University Symphony The University Symphony Orchestra consists of 100-plus members who perform the standard symphonic repertoire in a series of seven concerts in Tallahassee and on tours both within Florida and throughout the Southeast.

University Philharmonia Membership in the University Philharmonia includes first- and second-year string students and is open to all other instrumentalists through competitive auditions.

Chamber Orchestra The Chamber Orchestra is a select organization of faculty members and the most advanced graduate and upper-level undergraduate students. Two concerts are presented yearly, both of which utilize College of Music faculty members as soloists.

Opera Orchestras Opera Orchestras are formed for the three fully staged operas that are presented each year.

Jazz Ensembles:

Jazz Ensembles The College of Music has three large performing Jazz Ensembles. The top FSU Jazz Ensemble is a nationally acclaimed ensemble drawn from a select group of graduate and undergraduate students, many majoring in Jazz Studies.

The Jazz/Pop Ensembles The College of Music Jazz/Pop Vocal Ensemble performs in a variety of settings, and emphasis is placed on comprehensive use of musical and stage skills which culminate in dynamic public performances of jazz and popular vocal music.

Chamber Music (Jazz Combos) Small jazz ensembles historically have ranged from traditional New Orleans-style ensembles to modern or contemporary jazz ensembles. These ensembles are featured in a variety of performances that members and faculty schedule.

Other Ensembles:

Chamber Music Various chamber ensembles are organized throughout the year for musicians involved in performing chamber literature.

Opera The FSU Opera presents fully staged productions, featuring students in principal roles, chorus, orchestra, and technical support.

Early Music Ensembles Approximately twelve ensembles that specialize in music written before 1650.

Music Theatre A joint program of the College of Music & School of Theatre to produce a major musical each fall among other performances.

Special Ensembles A wide variety of chamber groups and special ensembles offer students additional opportunities to perform.

Source: FSU Band and Ensemble Web Page

Appendix



Photo: FSU News Photo Gallery

The Florida State University seal bearing our university motto, Vires, Artes, Mores, greets visitors and students alike at the entrance to the Legacy Walk.

Florida State University Degree Program Inventory (June 2020)

College / Department / Program	Major Code : Major Code Description	Degree Level Offered at FSU by Degree CIP				
		BACH	MAST	SPEC	DOCT	PROF
College of Applied Studies						
Communication (AP)	Professional Communication	463001: Professional Communication	090900			
		463002: Corporate and Public Communication		090900		
Public Safety	Law Enforcement Intelligence	462015: Law Enforcement Intelligence		430118		
	Public Safety and Security	462012: Law Enforcement Operations	430107			
		462014: Crime Scene Investigations	430107			
		462013: Law Enforcement Intelligence	430107			
Nursing	Nurse Anesthesia	468001: Nurse Anesthesia		513804		
	Nurse Anesthesia Practice	468001: Nurse Anesthesia Practice				513804
Recreation (AP)	Recreation, Tourism, and Events	461005: Recreation, Tourism, and Events	310301			
College of Arts and Sciences						
Anthropology	Anthropology	110510: Anthropology	450201	450201		450201*
Arts and Sciences : Other Departmental Units	Neuroscience	115501: Neuroscience				261501
	STEM Teaching	112212: College STEM Teaching		131205		
Biological Science	Biological Sciences	111110: Biological Science	260101**	260101		260101
		111111: Biology / FSU-Teach	260101			
	Computational Biology	111112: Computational Biology - Biology	261104			
	Neuroscience	111150: Neuroscience - Biology				261501*
		111155: Cell and Molecular Neuroscience	261501**			
Chemistry and Biochemistry	Biochemistry	111612: Biochemistry	260202			
	Chemical Science	111620: Chemical Science	400599			
		111621: Chemical Sciences / FSU-Teach	400599			
	Chemistry	111611: Analytical Chemistry		400501*		400501*
		111612: Biochemistry		400501		400501
		111610: Chemistry	400501	400501		400501
		111617: Environmental Chemistry	400501			
		111613: Inorganic Chemistry		400501*		400501*
		111618: Materials Chemistry				400501
		111614: Nuclear Chemistry		400501		400501
		111615: Organic Chemistry		400501*		400501*
		111616: Physical Chemistry		400501*		400501*
Classics	Classics	111910: Classics				161200
		111911: Classical Civilizations	161200	161200		
		111912: Classics and Religion	161200			
		111913: Classical Archaeology	161200	161200		
		111915: Greek and Latin	161200	161200		
		111919: Ancient History		161200		
	Greek	111920: Greek	161202	161202		
	Latin	111930: Latin	161203	161203		
Computer Science	Computational Biology	116650: Computational Biology - Computer Science	261104			
	Computer Science	116610: Computer Science	110101**	110101		110101
		116611: Computer Science (BA)	110101**			
		116612: Computer Programming and Applications	110101**			
		116613: Computer Programming and Applications (Panama City Campus)	110101**			
		116615: CS-Math / FSU-Teach	110101**			
		116620: Computer and Network Systems Administration		110101		
		116640: Information Security		110101		
		116645: Cyber Security		110101		
	Cyber Criminology	116660: Cyber Criminology - Computer Science	430403			
Earth, Ocean and Atmospheric Science	Environmental Science	116030: Environmental Science and Policy	030104			
		116031: Environmental Science	030104			
		116032: Environmental Science / FSU-Teach	030104			
	Geology	116010: Geology	400601	400601		400601
	Meteorology	116040: Meteorology	400401	400401		400401
		116050: Applied Geosciences / FSU-Teach	400401			
	Oceanography	116020: Oceanography		400607		400607
		116021: Biological Oceanography		400607		400607
		116022: Chemical Oceanography		400607		400607
		116023: Geological Oceanography		400607		400607
		116024: Physical Oceanography		400607		400607
		116026: Aquatic Environmental Sciences		400607		
		116027: PSM in Aquatic Environmental Science		400607		
	Physical Environmental Sciences	116033: Physical Environmental Sciences				409999
English	Creative Writing	114216: Creative Writing (MFA)		231302		
	English	114210: Rhetoric and Composition		230101		230101
		114212: Literature, Media, and Culture	230101	230101		230101
		114215: Creative Writing	230101			230101
		114219: Editing, Writing, and Media	230101			

Florida State University Degree Program Inventory (June 2020)

College / Department / Program	Major Code : Major Code Description	Degree Level Offered at FSU by Degree CIP				
		BACH	MAST	SPEC	DOCT	PROF
History	History	115210: History	540101	540101		540101
		115211: Public History		540101		
	Middle Eastern Studies	115220: Middle Eastern Studies	050108			
History/Philosophy of Science	History and Philosophy of Science	115310: History and Philosophy of Science		540104		
Humanities	Interdisciplinary Humanities	115910: Humanities	240103	240103		240103
		115912: Women's Studies	240103			
		115914: Digital Humanities		240103		
Institute of Molecular Biophysics	Molecular Biophysics	117710: Molecular Biophysics				260206
		117711: Biochemistry, Molecular and Cell Biology				260206*
		117712: Computational Structural Biology				260206
Mathematics	Actuarial Science	116820: Actuarial Science	521304			
	Mathematics	116810: Mathematics	270101	270101		270101
		116811: Applied and Computational Mathematics	270101	270101		270101
		116813: Financial Mathematics		270101		270101
		116815: Biomathematics	270101	270101		270101
		116816: Mathematics / FSU-Teach	270101			
Modern Languages and Linguistics	East Asian Languages and Cultures	117170: Chinese Language and Culture	160399	160399		
		117171: Japanese Language and Culture	160399	160399		
		117172: Chinese and Japanese	160399			
		117173: Chinese / Business	160399			
		117174: Japanese / Business	160399			
		117110: French	160901	160901		160901
	French	117111: French / Business	160901			
		117112: French and Russian	160901			
		117113: French and Spanish	160901			
		117114: French and German	160901			
		117115: French and Italian	160901			
		117120: German	160501	160501		
	German	117121: German / Business	160501			
		117122: German and Russian	160501			
		117123: German and Spanish	160501			
		117124: German and Italian	160501			
		117125: German Studies		160501		
		117160: Italian	160902			
	Italian	117161: Italian / Business	160902			
		117162: Italian and Russian	160902			
		117163: Italian and Spanish	160902			
		117164: Italian Studies		050126		
		117180: Middle Eastern Studies	050108			
		117130: Russian	160402			
	Russian	117131: Russian / Business	160402			
		117132: Russian and Spanish	160402			
		117150: Slavic		160400		
		117140: Spanish	160905	160905		160905
		117141: Spanish / Business	160905			
		Philosophy	Philosophy	117610: Philosophy	380101	380101
Physics	Physical Science		118140: Physical Science	400899		
			118151: Physical Science / FSU Teach	400899		
	Physics	118110: Physics	400801	400801*		400801
Psychology	Neuroscience	118111: Physics and Astrophysics	400801			
		118112: Physics and Materials	400801			
		118440: Behavioral Neuroscience	261501**			
Psychology	Psychology	118440: Neuroscience - Psychology				261501*
		118409: Psychobiology		420101		
		118410: Psychology	420101**	420101		420101
		118412: Clinical Psychology		420101*		420101
		118414: Cognitive Psychology		420101*		420101
		118415: Developmental Psychology		420101*		420101
		118416: Social Psychology		420101*		420101
		118417: Applied Behavior Analysis		420101		
Religion	Religion	118610: Religion	380201	380201		380201
		118611: Religion and Classics	380201			
Scientific Computing	Computational Science	114010: Computational Science	303001	303001		303001
		114011: Prof Science Master's in Computational Science		303001		
		114020: Computational Science (Atmospheric Science)				303001
		114021: Computational Science (Biochemistry)				303001
		114022: Computational Science (Biological Science)				303001
		114023: Computational Science (Geological Sciences)				303001
		114024: Computational Science (Material Science)				303001

Florida State University Degree Program Inventory (June 2020)

College / Department / Program	Major Code : Major Code Description	Degree Level Offered at FSU by Degree CIP				
		BACH	MAST	SPEC	DOCT	PROF
	114025: Computational Science (Physics)				303001	
	114026: Computational Science (Fire Dynamics)				303001	
	117510: Computational Science (Geophysical Fluid Dynamics)				303001	
Statistics						
Biostatistics	119311: Biostatistics		261102		261102	
Statistics	119310: Statistics	270501	270501		270501	
	119312: Statistical Data Science		270501			
College of Business						
Accounting						
Accounting	210110: Accounting	520301**				
	210111: Assurance Services		520301			
	210112: Accounting Information Systems		520301			
	210113: Taxation		520301			
	210114: Corporate Accounting		520301			
	210115: Assurance and Advisory Services		520301			
	210116: Accounting - Generalist		520301			
Business Administration						
Business Administration	211310: Business Administration	520101**	520101		520101	
	211311: Accounting				520101	
	211312: Finance				520101	
	211313: Management Information Systems				520101	
	211314: Management				520101	
	211315: Marketing				520101	
	211316: Risk Management and Insurance				520101	
	211317: Hospitality and Tourism Management		520101			
	211322: Organizational Behavior and Human Resources				520101	
	211323: Strategic Management				520101	
	211324: Strategy				520101	
Business Analytics, Information Systems and Supply Chain						
Business Analytics	217013: Business Analytics		521301			
Management Information Systems	217010: Management Information Systems				520101	
	217012: Management Information Systems	521201**	521201			
	216514: Management Information Systems	521201**	521201			
	216810: Management Information Systems	521201**	521201			
Finance						
Finance	214310: Finance	520801**	520801			
Hospitality						
Hospitality Management	215712: Global Club Management	520901**				
	215710: Hospitality Management	520901**				
Management						
Management	216610: Management	520201**	520201			
	216611: Hospitality and Tourism		520201			
	216612: Human Resource Management	520201**				
Marketing						
Marketing	216710: Marketing	521401**				
	216711: Professional Sales	521401**				
	216712: Retail Management	521401				
Risk Management/Insurance, Real Estate and Legal Studies						
Real Estate	216220: Real Estate	521501**				
Risk Management and Insurance	216210: Risk Management and Insurance	521701**	521701			
College of Communication and Information						
School of Communication						
Communication	410111: Mass Communication				090199*	
	410112: Speech Communication				090199*	
	410114: Communication Theory and Research				090199	
Communication and Digital Media Studies	410151: Media / Communication Studies	090702**				
	410152: Media and Communication Studies		090702			
	410153: Digital Media Production	090702**				
	410154: Public Interest Media and Communication		090702			
Professional Communication	410140: Advertising	090900**				
	410141: Public Relations	090900**				
	410142: Integrated Marketing and Management Communication		090900			
School of Communication Science and Disorders						
Communication Science and Disorders	418510: Communication Science and Disorders	510204**	510204		510204	
School of Information						
Information	416522: Library Studies		110401	110401	110401	
	416523: Information Studies		110401	110401	110401	
Information Technology	416530: Information Technology	110103	110103			
	416540: Information Communication and Technology	110103				
College of Criminology and Criminal Justice						
Criminology						
Criminology	349410: Criminology	430104	430104		430104	
	349411: Criminal Justice Studies		430104			
Cyber Criminology	349412: Cyber Criminology - Criminology	430403				

Florida State University Degree Program Inventory (June 2020)

College / Department / Program	Major Code : Major Code Description	Degree Level Offered at FSU by Degree CIP				
		BACH	MAST	SPEC	DOCT	PROF
College of Education						
Educational Leadership and Policy Studies	220604: Educational Leadership / Administration		130401	130401	130401	
Educational Leadership and Policy	220605: Educational Policy, Planning and Analysis		130401	130401	130401	
	220614: Education Policy and Evaluation		130401	130401*	130401	
Foundations of Education	220609: International and Multicultural Education		130901		130901	
	220613: History and Philosophy of Education		130901		130901*	
Higher Education	220602: Higher Education		130406		130406	
Educational Psychology and Learning Systems						
Counseling and Human Systems	220305: School Psychology		131101*	131101		
	220314: Career Counseling		131101*	131101		
	220315: Clinical Mental Health Counseling		131101	131101		
	220316: School Counseling		131101	131101		
Counseling Psychology and Human Systems	220309: Counseling Psychology and School Psychology (Combined Program)				131101	
Educational Psychology	220306: Learning and Cognition		422806	422806*	422806	
	220312: Sports Psychology		422806		422806	
Instructional Systems and Learning Technologies	220308: Learning Design and Performance Technology				130501	
	220311: Instructional Systems and Learning Technologies		130501		130501	
Measurement and Statistics	220301: Measurement and Statistics		130603		130603	
School of Teacher Education						
Curriculum and Instruction	220914: Visual Disabilities Studies		130301			
	220980: Special Education		130301	130301	130301	
	220981: Autism Spectrum Disorders		130301			
	220982: Special Education Teaching		130301			
	220983: Visual Disabilities		130301	130301		
	220984: Elementary Education		130301	130301	130301	
	220985: Early Childhood Education		130301	130301	130301	
	220986: English Education		130301	130301	130301	
	220987: English Teaching		130301			
	220989: Foreign and Second Language Education		130301	130301	130301	
	220990: Mathematics Education		130301	130301	130301	
	220992: Reading Education and Language Arts		130301	130301	130301	
	220993: Science Education		130301	130301	130301	
	220994: Social Science Education		130301	130301	130301	
	220995: Social Science Teaching		130301			
Early Childhood Education	220918: Early Childhood Education		131210			
Elementary Education	220919: Elementary Education		131202**			
English Education	220903: English Education		131305			
Mathematics Education	220904: Mathematics Education		131311			
	220906: Middle Grades Mathematics Education		131311			
Social Science Education	220909: Social Science Education		131317			
Special Education	220922: Special Education Teaching		131001**			
STEM Teaching	220940: Secondary STEM Teaching / FSU-Teach		131205*			
Visual Disabilities	220913: Visual Disabilities		131009**			
	220914: Visual Disabilities Studies		131009**			
	220915: Visual Disabilities Education		131009**			
Sport Management						
Sport Management	220410: Sport Management		310504**	310504	310504	
College of Engineering						
Chemical and Biomedical Engineering						
Biomedical Engineering	556080: Biomedical Engineering			140501	140501	
	556081: Cell & Bioprocess Engineering		140501			
	556082: Biomaterials & Polymers Engineering		140501			
	556083: Imaging & Signal Processing Engineering		140501			
Chemical Engineering	556010: Chemical Engineering		140701	140701	140701	
	556011: Chemical - Environmental Engineering		140701			
	556012: Chemical - Bioengineering		140701			
	556013: Chemical - Materials Engineering		140701			
	556014: Chemical - Biomedical Engineering		140701			
Civil and Environmental Engineering						
Civil Engineering	555010: Civil Engineering		140801	140801	140801	
	555020: Civil-Environmental Engineering		140801			
	555030: Civil Engineering - MEng			140801		
Electrical and Computer Engineering						
Computer Engineering	558020: Computer Engineering		140901			
Electrical Engineering	558010: Electrical Engineering		141001	141001	141001	
Industrial and Manufacturing Engineering						
Industrial Engineering	557010: Industrial Engineering		143501	143501	143501	
	557011: Engineering Management			143501		
	557012: Global Manufacturing			143501*		
	557013: Engineering Management in Orthotics and Prosthetics		143501			
Systems Engineering	557014: Systems Engineering			142701		
Mechanical Engineering						
Mechanical Engineering	554010: Mechanical Engineering		141901	141901	141901	
	554012: Sustainable Energy			141901		

Florida State University Degree Program Inventory (June 2020)

College / Department / Program	Major Code : Major Code Description	Degree Level Offered at FSU by Degree CIP				
		BACH	MAST	SPEC	DOCT	PROF
College of Fine Arts						
Art						
	Studio Art	420610: Studio Art	500702**	500702		
		420620: Studio Art (BA)	500702			
Art Education						
	Art Education	420711: Art Education		131302*	131302	131302
		420714: Art Teaching		131302*		
		420715: Museum Education and Visitor-centered Curation		131302	131302	131302
		420716: Arts Administration			131302	131302
	Art Therapy	420713: Art Therapy		512301		
	Arts Administration	420712: Arts Administration - Art		501002		
Art History						
	History and Criticism of Art	420810: Art History	500703	500703		500703
		420811: Museum and Cultural Heritage Studies		500703		
Interior Architecture and Design						
	Interior Design	422610: Interior Design	500408**	500408		
		422612: Interior Design (MFA)		500408		
School of Dance						
	Dance	422810: Dance	500301**	500301		
		422812: Studio and Related Studies		500301		
		422813: American Dance Studies		500301		
		422814: Returning Professional		500301		
School of Theatre						
	Theatre	428010: Theatre	500501**	500501		500501
		428015: Costume Design		500501		
		428020: Acting	500501**	500501		
		428025: Directing		500501		
		428035: Lighting Design		500501		
		428040: Scenic Design		500501		
		428045: Technical Production		500501		
		428050: Theatre Management		500501		
		428060: MS for Theatre Educators		500501		
		428080: Music Theatre - Theatre	500501**			
College of Human Sciences						
Family and Child Sciences						
	Family and Child Sciences	255315: Family and Child Sciences	190701	190701		
	Human Sciences	255312: Human Development and Family Science			190101	
		255320: Child Development			190101	
	Marriage and Family Therapy	255360: Marriage and Family Therapy			511505	
Human Sciences						
	Human Sciences	250010: Human Sciences			190101*	
Nutrition, Food and Exercise Sciences						
	Athletic Training	254491: Athletic Training	510913**			
	Dietetics	254411: Dietetics	513102**			
	Exercise Physiology	254465: Exercise Science	260908			
		254466: Sports Sciences		260908		
		254467: Exercise Physiology		260908	260908	
		254468: Sports Nutrition		260908		
	Food and Nutrition	254410: Dietetics	513101			
		254440: Food and Nutrition Science	513101			
		254445: Nutrition and Food Science		513101		
	Human Sciences	254445: Nutrition and Food Science			190101	
	Neuroscience	254470: Neuroscience - Movement Science			261501	
		254475: Neuroscience - Nutrition Science			261501	
College of Law						
Law School						
	American Law for Foreign Lawyers	313420: American Law for Foreign Lawyers		220202		
	Business Law	313430: Business Law		220205		
	Environmental Law and Policy	313421: Environmental Law and Policy		220207		
	Juris Master	313423: Juris Master		220201		
		313424: Health Care Regulation		220201		
		313425: Legal Risk Management and HR Compliance		220201		
		313426: Financial Regulation and Compliance		220201		
	Law	313410: Law				220101
College of Medicine						
Health Sciences Interdisciplinary						
	Biomedical Sciences	620100: Biomedical Sciences			260102	
		620101: Research in Biomedical Sciences		260102*		
		620102: Bridge to Clinical Medicine		260102*		
		620110: Neuroscience - BMS			260102	
	Interdisciplinary Medical Sciences	620120: Clinical Professions	510000			
		620122: Community Patient Care	510000			
		620124: Health Management, Policy, and Information	510000			
	Neuroscience	620112: Neuroscience - BMS			261501	
	Physician Assistant Studies	620130: Physician Assistant Studies		510912		
Medical School						
	Medicine	621201: Medicine				511201

Florida State University Degree Program Inventory (June 2020)

College / Department / Program	Major Code : Major Code Description	Degree Level Offered at FSU by Degree CIP				
		BACH	MAST	SPEC	DOCT	PROF
College of Motion Picture Arts						
Film School						
Motion Picture Arts	400102: Motion Picture Arts - Production	500602**	500602			
	400103: Animation and Digital Arts	500602**				
Motion Picture Arts Writing	400111: Motion Picture Arts - Writing		500504			
College of Music						
Music						
Arts Administration	447208: Arts Administration - Music		501002			
Music - Liberal Arts	449300: Music - Liberal Arts	500901**	500901			
	449320: Jazz	500901				
	449321: Sacred Music	500901				
	449322: Commercial Music	500901				
Music Education	447250: Music Education	131312**	131312		131312	
	447251: Choral Music Education	131312**				
	447252: Instrumental Music Education	131312**				
Music Performance	447209: Piano Pedagogy	500903**	500903			
	447210: Music Performance	500903**	500903		500903	
	447211: Brass	500903**	500903		500903	
	447212: Harp	500903**	500903		500903	
	447213: Organ	500903**	500903		500903	
	447214: Percussion	500903**	500903		500903	
	447215: Piano	500903**	500903		500903	
	447216: Strings	500903**	500903		500903	
	447217: Voice	500903**	500903		500903	
	447218: Woodwinds	500903**	500903		500903	
	447219: Harpsichord	500903**	500903		500903	
	447221: Jazz Studies		500903			
	447222: Guitar	500903**				
	447231: Brass Performance	500903**	500903		500903	
	447232: Harp Performance	500903**	500903		500903	
	447233: Organ Performance	500903**	500903		500903	
	447234: Percussion Performance	500903**	500903		500903	
	447235: Piano Performance	500903**	500903		500903	
	447236: String Performance	500903**	500903		500903	
	447237: Voice Performance	500903**	500903		500903	
	447238: Woodwind Performance	500903**	500903		500903	
	447239: Harpsichord Performance	500903**	500903*		500903*	
	447241: Guitar Performance	500903**				
	447280: Choral Conducting		500903			
	447281: Instrumental Conducting		500903			
	447285: Accompanying		500903			
	447290: Music Theatre - Music	500903**	500903			
Music Theory and Composition	447220: Music Composition	500904**	500904		500904	
	447270: Music Theory	500904	500904		500904	
Music Therapy	447260: Music Therapy	512305**	512305			
Musicology	447271: Musicology		500905		500905	
Opera Production	447240: Opera	500908				
	447242: Opera Production		500908			
College of Nursing						
Nursing						
Doctor of Nursing Practice	247320: Nursing Practice - Health Systems Leadership				513818	
	247321: Nursing Practice - Family Nurse Practitioner				513818	
	247322: Acute Care Nurse Practitioner				513818	
	247323: Psychiatric Mental Health Nurse Practitioner				513818	
Nursing	247310: Nursing	513801**	513801			
	247312: Nursing (RN-BSN)	513801				
	247313: Nursing - Accelerated BSN	513801				
	247315: Nursing - Nurse Educator	513801				
	247316: Nurse Leader	513801				
	247318: Nursing - Veterans BSN	513801				
College of Social Sciences and Public Policy						
African-American Studies						
African-American Studies	328110: African-American Studies	050201				
Asian Studies						
Asian Studies	321710: Asian Studies	050103	050103			
	321711: Asian Studies / Business	050103				
Demography						
Demography	328910: Demography		450501			
Economics						
Applied Economics	322215: Applied Economics		450602*			
Economics	322210: Economics	450601**	450601*		450601	
	322211: Applied Economics	450601**				
Geography						
Environment and Society	324625: Environment and Society	030101				
Geography	324610: Geography	450701	450701		450701	
	324620: Environmental Studies	450701				
	324630: Geographic Information Systems		450701*			
Geographic Information Science	324640: Geographic Information Science		450702			

Florida State University Degree Program Inventory (June 2020)

College / Department / Program	Major Code : Major Code Description	Degree Level Offered at FSU by Degree CIP				
		BACH	MAST	SPEC	DOCT	PROF
Health Policy Research						
Public Health	326120: Public Health	512201	512201			
International Affairs						
International Affairs	329910: International Affairs	450901	450901			
Political Science						
Political Science	324910: Political Science	451001	451001*		451001	
	324911: Applied American Politics and Policy		451001			
Public Administration						
Public Administration	325110: Public Administration		440401		440401	
Russian/East European Studies						
Russian and East European Studies	328710: Russian and East European Studies	050105	050105			
Social Sciences						
Interdisciplinary Social Science	328810: Interdisciplinary Social Science	450101				
Latin-American and Caribbean Studies	328820: Latin-American and Caribbean Studies	050134				
	328821: Latin-American and Caribbean Studies / Business	050134				
Sociology						
Sociology	329010: Sociology	451101	451101		451101	
	329011: Applied Social Research		451101			
	329012: Sociology of Aging and Health		451101			
Urban Planning						
Urban and Regional Planning	329720: Urban and Regional Planning		040301		040301	
College of Social Work						
Social Work						
Social Work	338910: Social Work		511503		440701	
	338911: Social Work (BSW)	440701**				
Dedman School of Hospitality						
Dedman School of Hospitality						
Entrepreneurship	205720: Hospitality Entrepreneurship		520101			
Hospitality Management	205710: Hospitality and Tourism Management	520901**				
	205712: Global Club Management and Leadership	520901**				
Graduate School						
Graduate School						
Materials Science and Engineering	680001: Materials Science		401001			
	680010: Materials Science / Chemical and Biomedical Engineering		401001			
	680011: Materials Science / Civil and Environmental Engineering		401001			
	680012: Materials Science / Electrical and Computer Engineering		401001			
	680013: Materials Science / Industrial and Manufacturing Engineering		401001			
	680014: Materials Science and Engineering		401001		401001	
	680015: Materials Science / Mechanical Engineering		401001			
	680020: MSandE / Chemical and Biomedical Engineering		401001*		401001*	
	680021: MSandE / Civil and Environmental Engineering		401001*		401001*	
	680022: MSandE / Electrical and Computer Engineering		401001*		401001*	
	680023: MSandE / Industrial and Manufacturing Engineering		401001*		401001*	
	680025: MSandE / Mechanical Engineering		401001*		401001*	
	680030: Materials Science / Chemistry and Biochemistry		401001			
	680031: Materials Science / Physics		401001			
	680032: Materials Science / Scientific Computing		401001			
	680040: MSandE / Chemistry and Biochemistry		401001*		401001*	
	680041: MSandE / Physics		401001*		401001*	
	680042: MSandE / Scientific Computing		401001*		401001*	
	680043: MSandE / Biological Science		401001*		401001*	
Jim Moran College of Entrepreneurship						
Jim Moran College of Entrepreneurship						
Entrepreneurship	640110: Commercial Entrepreneurship	520701**				
	640120: Social Entrepreneurship	520701**				
	640130: Product Development		520101			
Retail Entrepreneurship						
Retail Entrepreneurship	640210: Retail Entrepreneurship	190901**				
	640220: Textiles and Apparel Entrepreneurship		190901			

NOTES:
 *Degree Program Level Not Published
 **Limited Access Program
 Indicates removal pending or temporary suspension:

	BACH	MAST	SPEC	DOCT	PROF
Total Degree Programs:	99	104	6	64	3
Fields Offered at FSU (includes removal pending and temporarily suspended):	212	251	21	162	3

Glossary of Terms

Academic Year - Usually, consecutive fall and spring semesters, currently August through April; sometimes, however, summer semester is included in the term "academic year." In Florida, the summer term precedes fall and spring semesters in the school year.

Administrative and Professional (A&P) - A pay plan for middle and upper level administrative and professional positions. This pay plan category combines administrative employees, who are responsible for formulating, interpreting, and implementing policies that affect the activities of the University, with professional employees, whose responsibilities are on a recognized level of comparability with the instruction and research personnel of the University.

Articulation Agreement - The articulation agreement between all 28 Florida state/community colleges and the twelve state universities enables students to complete an associate in arts degree at any Florida state/community college and be admitted automatically into available upper division programs for the last two years of course work at any of the twelve state universities.

Board of Education, State - Board consisting of the Commissioner of Education and seven appointed members. This Board oversees Florida's education from kindergarten through graduate school (K-20) and the 13-member Boards of Trustees for each of the 12 public universities. See page 9 for a complete list of the board members.

Board of Governors, Florida - A 17-member board which coordinates the State University System and supports the role of the 11 individual University Boards of Trustees. The Florida Board of Governors is composed of 14 appointed members, the Commissioner of Education, the Chair of the Advisory Council of Faculty Senates, and the President of the Florida Student Association. See page 9 of this Fact Book for a complete list of the board members. More information can be found online at: fbog.org

Board of Trustees, Florida State University - A 13-member board which governs Florida State University. It is composed of six members appointed by the Governor, five members appointed by the Florida Board of Governors, the chair of the Faculty Senate, and the president of the student body. The trustees are appointed by the Governor, subject to confirmation by the Senate, and serve for staggered four-year terms. The board of trustees performs duties as assigned by law or by rule of the Florida Board of Education. See page 8 for a complete list and brief biography of the board members. More information can be found online at: trustees.fsu.edu

Chancellor of the State University System - Functions as Chief Executive Officer of the SUS. Responsible for the formulation of plans and programs and for providing overall direction and management to all areas of the SUS within authority delegated by the Board of Governors. Plans and initiates programs concerning all phases of operations within the SUS. Acts as Chief Budget Officer.

CIP (Classification of Instructional Programs) Discipline Code - These codes represent a nationally used, common taxonomy for the classification of higher education degree programs. The CIP classification describes content of the programs at three levels with each providing varying levels of detail. A directory of the CIP codes can be found online at: nces.ed.gov/ipeds/cipcode

Common Course Numbering System - Developed in 1978, the common course numbering system is a statewide system of prefixes and numbers for courses offered by all postsecondary and participating private institutions in Florida. Its purpose is to make transferring easier by identifying equivalent courses, all of which carry the same prefix and last three digits; the title of the course may vary at different institutions.

Contracts and Grants (C&G) Budget - A budget entity which deals primarily with sponsored research activities and federally-funded educational grants. Also called Sponsored Research budget.

Credit Hour - College credit is the type of credit assigned to courses or course equivalent learning that is part of an organized and specified program leading to a graduate, baccalaureate, or associate degree. One (1) college credit is based on the learning expected from the equivalent of fifteen (15) fifty-minute periods of classroom instruction. Credits for such things as laboratory instruction, internships, and clinical experience are determined by the institution based on the proportion of direct instruction to the laboratory exercise, internship hours, clinical practice hours (Source: 6A-10.033 (1)(a), FAC).

Educational and General (E&G) Budget - A budget entity which provides instructional programs leading to formal degrees, and for research and public service programs.

Faculty Assignments, Commitments, and Effort Certification Tracking (FACET) - System for tracking how an employee spent his/her paid university time during the period on each major academic function/activity. Reporting is on a basis of 100% of total time (in whole numbers), and portions of that time, regardless of the level of funded semester or monthly FTE.

Faculty - This category includes all individuals in the educational program who hold the title of Professor, Associate Professor, Assistant Professor, and Instructor, including those with titles preceded by the term "visiting," "adjunct," "clinical," or any other designation. The collective bargaining agreement currently in force includes in the faculty population all Developmental Research School (university lab school) personnel, all University Librarian classifications, staff physicists, and the President.

Fiscal Year - A 12-month period running from July 1 through the following June 30.

Glossary of Terms

Florida Endowment Trust Fund for Eminent Scholars - The Trust Fund established in the State Treasury for Eminent Scholars provides the opportunity for each state university to match and receive challenge grants to create endowments for selected eminent scholars to occupy Chairs within the university.

FTIC (first-time-in-college) - An entering freshman, or a first-year student attending college for the first time at the undergraduate level. Includes students enrolled in the fall term who attended college for the first time in the prior summer term. Also includes students who entered with advanced standing (college credits earned before graduation from high school).

Full-time Equivalent (FTE) Student Calculation Factors - In 2016, the Florida Board of Governors adopted the national standard for Student Full-time Equivalent. All FTE calculations in the Fact Book (including previous years) were updated to the new standard. For undergraduate credit hours, the annual sum is divided by 30. For graduate credit hours, the annual sum is divided by 24. Medical (MD) hours (Grad III) are excluded in the credit hour calculation, but the MD Headcount is added to the total generated FTE.

Full-Time Equivalent (FTE) Employee - A numerical designator for an appointment based on 100% for full time. An FTE for a full-time employee is 1.00. (Two people each serving in half-time faculty positions would equal, together, one FTE position.)

Full-Time Equivalent (FTE) Student - A measure of student enrollment based on the number of student credit hours for which students enroll. See definition of *Full-time Equivalent FTE Student Calculation Factors* for other FTE equivalencies.

Full-Time Student - Generally classified as an undergraduate student taking 12 hours or more in the fall or spring, 9 hours or more in the summer; or a graduate student taking 9 hours or more in the fall or spring, 6 hours or more in the summer.

Instruction and Research Data File (IRDF) - A file generated from the Faculty Assignments, Commitments, and Effort Certification Tracking (FACET) file which contains detailed data on course section, enrollment, and credit hours, as well as funding and demographic information on instructors.

IPEDS (Integrated Postsecondary Education Data System) - IPEDS is the core postsecondary education data collection program in the U.S. Department of Education's National Center for Education Statistics (NCES). It was designed to help NCES meet its mandate to report full and complete statistics on the condition of postsecondary education in the United States. It is a single, comprehensive data collection system developed to encompass all institutions and organizations whose primary purpose is to provide postsecondary education. IPEDS is built around a series of interrelated surveys to collect institution-level data in such areas as enrollment, program completions, faculty and staff, and financing.

Major Code - A six-digit number assigned to an area of study designated as the student's major field. For internal classifying and reporting, the major code was replaced in Fall 2013 by the Academic Plan which is an alpha-numeric representation of the student major and degree type, combined. Major codes are still maintained on the Degree Program Inventory (*see Appendix A*).

Major Field of Study - Students are classified as majors according to their selection of a primary field of study. This field must be selected from approved degree programs and university approved majors within each degree program.

Occupation Code - A four-digit code which indicates the title and general description of the position to which a person is appointed. Occupation codes range from 0001 to 9179 and 9199 to 9499 for regular salaried positions. The range 9180-9198 is reserved for student related titles. Graduate assistants, post doctorates and fellows are appointed to classifications within this range. All codes within this latter range are paid through OPS funds. Faculty, A&P, and USPS may be appointed on OPS in the entire range of occupation codes; this, however, is limited primarily to faculty appointments.

Operating Budget - An expenditure plan developed for each fiscal year. The plan must conform to the annual allocation/appropriation and list estimated expenditures by budget category for the year.

Other Personal Services (OPS) - This is one of two sources of salary funds. Persons paid from OPS are performing temporary work of some nature. There is no continuing obligation on the part of the state toward persons on OPS appointments.

Preliminary Headcount Enrollment - The enrollment taken from the official data files of the university as of the end of the 28th calendar day of the term. This figure includes all students, fundable and non-fundable, who are on the Student Instruction File.

Race/Ethnicity - Categories used to describe groups to which individuals belong, identify with, or belong in the eyes of the community. The categories do not denote scientific definitions of anthropological origins. They are used to categorize U.S. citizens, resident aliens, and other eligible non-citizens.

Glossary of Terms

Race/Ethnicity Categories - Beginning in 2010, a new methodology for reporting race/ethnicity was required by the U.S. Department of Education (https://nces.ed.gov/ipeds/Section/ana_Changes_to_25_2007_169). United States citizens and resident aliens are asked to first designate ethnicity as: Hispanic or Latino **or** Not Hispanic or Latino. Second, individuals are asked to indicate one or more races that apply among the following: American Indian or Alaska Native, Asian, Black or African American, Native Hawaiian or Other Pacific Islander, or White.

State Fundable Student Credit Hours - Those student credit hours for which the University receives funding by the state.

Student Classification Level (from Student Information File) - Students are classified on division levels as follows:

Lower Division:	A student who has earned fewer than 60 semester credit hours, or a student who has not been admitted to upper division.
Upper Division:	A student who has earned 60 or more semester credit hours, or has an associate of arts (AA) degree, or is working toward an additional bachelor's degree.
Beginning Graduate:	A graduate student who has been formally admitted to a graduate degree program but who is not an advanced graduate student.
Advanced Graduate:	A graduate student who has been formally admitted to a recognized Doctoral or Post-Master's degree program.
Unclassified:	A student not admitted to a degree program, or not seeking a degree.

Student Course Loads (FSU Bulletin) - Students are classified on the basis of semester hours earned as follows:

Freshman:	Zero to 29 semester hours
Sophomore:	30 to 59 semester hours
Junior:	60 to 89 semester hours and all lower division requirements
Senior:	90 semester hours or student seeking a second bachelor's degree
Graduate:	Any student admitted to a graduate program
Unclassified:	Any student not yet admitted to a degree program, including: Special Non-Degree Seeking without Baccalaureate Degree Special Non-Degree Seeking with Baccalaureate Degree Provisional Transient High School Students

Student Credit Hours - A measure which is equal to the product of the number of students enrolled in a course section times the number of credit hours for the course section. Student Credit Hours for which the University receives funding by the state are called State Fundable Student Credit Hours (SFSCH). Not all SCH are fundable - for instance, credit hours produced by some fee waivers and by students enrolled for audit are not state fundable.

Lower Level SCH:	Hours generated by courses numbered between 1000 and 2999.
Upper Level SCH:	Hours generated by courses numbered between 3000 and 4999.
Graduate I Level SCH:	Hours generated by courses numbered between 5000 and 8999 and not Graduate II or Graduate III courses.
Graduate II Level SCH:	Hours generated by courses numbered between 5000 and 8999 and student's classification level is Advanced Graduate or the degree level sought is Advanced Master's, Specialist, Juris Doctorate, or Doctorate. The student program category must be an authorized Doctoral degree program.
Graduate III Level SCH:	Hours generated by courses numbered between 5000 and 9999 and course section type is Medical.

Student Instruction File (SIF) - A Florida Board of Governor's required file prepared five times annually (summer final, fall preliminary, fall final, spring preliminary, spring final) which contains specific data on all students, enrollments, course sections, degrees, and credit hours.

Tenure - The condition attained by a faculty member through highly competent scholarly activities which assures the faculty member security of employment and immunity from reprisals or threats due to an intellectual position or belief which may be unpopular, and which guarantees annual reappointment for that faculty member until voluntary resignation, retirement, or removal for adequate cause.
