

ADOPTED: 31 March 2022

doi: 10.2903/j.efsa.2022.7301

Commodity risk assessment of *Malus domestica* plants from Turkey

EFSA Panel on Plant Health (PLH),
Claude Bragard, Paula Baptista, Elisavet Chatzivassiliou, Paolo Gonthier,
Josep Anton Jaques Miret, Annemarie Fejer Justesen, Alan MacLeod,
Christer Sven Magnusson, Panagiotis Milonas, Juan A Navas-Cortes, Stephen Parnell,
Roel Potting, Philippe Lucien Reignault, Emilio Stefani, Hans-Hermann Thulke,
Wopke Van der Werf, Antonio Vicent Civera, Lucia Zappalà, Andrea Lucchi, Pedro Gómez,
Gregor Urek, Umberto Bernardo, Giovanni Bubici, Anna Vittoria Carluccio, Michela Chiumenti,
Francesco Di Serio, Elena Fanelli, Ciro Gardi, Cristina Marzachì,
Olaf Mosbach-Schulz and Jonathan Yuen

Abstract

The European Commission requested the EFSA Panel on Plant Health to prepare and deliver risk assessments for commodities listed in Commission Implementing Regulation (EU) 2018/2019 as 'High risk plants, plant products and other objects'. This Scientific Opinion covers plant health risks posed by dormant grafted plants, rootstocks, budwood and scions of *Malus domestica* imported from Turkey, taking into account the available scientific information, including the technical information provided by Turkey. All pests associated with the commodities were evaluated against specific criteria for their relevance for this opinion. Three quarantine pests (*Anoplophora chinensis*, *Lopholeucaspis japonica* and tomato ringspot virus), one protected zone quarantine pest (*Erwinia amylovora*) and 12 non-regulated pests (*Calepitrimerus baileyi*, *Cenopalpus irani*, *Cicadatra persica*, *Didesmococcus unifasciatus*, *Diplodia bulgarica*, *Euzophera semifuneralis*, *Hoplolaimus galeatus*, *Maconellicoccus hirsutus*, *Malacosoma parallela*, *Pochazia shantungensis*, *Pratylenchus loosi*, *Russellaspis pustulans* and *Pyrolachnus pyri*) that fulfilled all relevant criteria were selected for further evaluation. For *E. amylovora*, special requirements are specified in Commission Implementing Regulation (EU) 2019/2072. Based on the information provided in the dossier, the specific requirements for *E. amylovora* were not met. For *Anoplophora chinensis*, special measures are specified in Commission Implementing Decision (EU) 2012/138. The exporting country does meet the requirement for a certificate regarding plants for planting that originate from Turkish provinces other than Istanbul. For the 14 remaining selected pests, the risk mitigation measures proposed in the technical dossier from Turkey were evaluated taking into account the possible limiting factors. For the selected pests, an expert judgement is given on the likelihood of pest freedom taking into consideration the risk mitigation measures acting on the pest, including uncertainties associated with the assessment. The degree of pest freedom varies among the pests evaluated, with *D. bulgarica* being the pest most frequently expected on the imported plants. The Expert Knowledge Elicitation indicated with 95% certainty that between 9,863 and 10,000 bundles (consisting of 10 or 25 plants each) per 10,000 would be free from *D. bulgarica*.

© 2022 Wiley-VCH Verlag GmbH & Co. KGaA on behalf of the European Food Safety Authority.

Keywords: Apple, European Union, pathway risk assessment, plant health, plant pest, quarantine

Requestor: European Commission

Question number: EFSA-Q-2019-00790

Correspondence: plants@efsa.europa.eu

Panel members: Claude Bragard, Paula Baptista, Elisavet Chatzivassiliou, Francesco Di Serio, Paolo Gonthier, Josep Anton Jaques Miret, Annemarie Fejer Justesen, Alan MacLeod, Christer Sven Magnusson, Panagiotis Milonas, Juan A Navas-Cortes, Stephen Parnell, Roel Potting, Philippe L Reignault, Emilio Stefani, Hans-Hermann Thulke, Wopke Van der Werf, Antonio Vicent Civera, Jonathan Yuen and Lucia Zappalà.

Addendum: This opinion was previously adopted by the PLH Panel on 31 March 2022 and published on 5 May 2022 at 1 <https://www.efsa.europa.eu/en/efsajournal/pub/7301>. However, following new evidence, from the upcoming opinion on commodity risk assessment for *Prunus persica* and *Prunus dulcis* plants from Turkey and from recent literature, on the distribution of some plant pests in Turkey, the working group has reviewed the *Malus domestica* – Turkey opinion and deemed necessary to include additional pests (*Didesmococcus unifasciatus*, *Euzophera semifuneralis*, *Maconellicoccus hirsutus*, *Pochazia shantungensis*), with additional EKEs to assess the likelihood of pest freedom for these pests also for the *Malus domestica* – Turkey commodity. The composition of the panel, the author list and suggested citation are kept the same as in the original version. To avoid confusion, the original version of this output has been removed from the EFSA Journal and is available as Appendix E.

Acknowledgements: EFSA wishes to acknowledge the contribution of Oresteia Sfyra and Patricia Nascimento to this opinion.

Declarations of interest: If you wish to access the declaration of interests of any expert contributing to an EFSA scientific assessment, please contact interestmanagement@efsa.europa.eu.

Suggested citation: EFSA PLH Panel (EFSA Panel on Plant Health), Bragard C, Baptista P, Chatzivassiliou E, Gonthier P, Jaques Miret JA, Justesen Af, MacLeod A, Magnusson CS, Milonas P, Navas-Cortes JA, Parnell S, Potting R, Reignault PL, Stefani E, Thulke H-H, Van der Werf W, Civera AV, Zappalà L, Lucchi A, Gómez P, Urek G, Bernardo U, Bubici G, Carluccio AV, Chiumenti M, Di Serio F, Fanelli E, Gardi C, Marzachi C, Mosbach-Schulz O and Yuen J, 2022. Scientific Opinion on the commodity risk assessment of *Malus domestica* plants from Turkey. EFSA Journal 2022;20(5):7301, 185 pp. <https://doi.org/10.2903/j.efsa.2022.7301>

ISSN: 1831-4732

© 2022 Wiley-VCH Verlag GmbH & Co. KGaA on behalf of the European Food Safety Authority.

This is an open access article under the terms of the [Creative Commons Attribution-NoDerivs](https://creativecommons.org/licenses/by/4.0/) License, which permits use and distribution in any medium, provided the original work is properly cited and no modifications or adaptations are made.

Reproduction of the images listed below is prohibited and permission must be sought directly from the copyright holder:

Figure 2 and 3: Provided by NPPO of Turkey ©



The EFSA Journal is a publication of the European Food Safety Authority, a European agency funded by the European Union.



Table of contents

Abstract.....	1
1. Introduction.....	4
1.1. Background and Terms of Reference as provided by European Commission.....	4
1.1.1. Background.....	4
1.1.2. Terms of Reference.....	4
1.2. Interpretation of the Terms of Reference.....	4
2. Data and methodologies.....	6
2.1. Data provided by the Ministry of Agriculture and Forestry of the Republic of Turkey.....	6
2.2. Literature searches performed by EFSA.....	6
2.3. Methodology.....	7
2.3.1. Commodity data.....	8
2.3.2. Identification of pests potentially associated with the commodity.....	8
2.3.3. Listing and evaluation of risk mitigation measures.....	8
2.3.4. Expert Knowledge Elicitation.....	9
3. Commodity data.....	9
3.1. Description of the commodity.....	9
3.2. Description of the production areas.....	10
3.3. Production and handling processes.....	11
3.3.1. Growing conditions.....	11
3.3.2. Source of planting material.....	11
3.3.3. Production cycle.....	11
3.3.4. Pest monitoring during production.....	12
3.3.5. Post-harvest processes and export procedure.....	12
4. Identification of pests potentially associated with the commodity.....	12
4.1. Selection of relevant EU-quarantine pests associated with the commodity.....	12
4.2. Selection of other relevant pests (non-regulated in the EU) associated with the commodity.....	15
4.3. Overview of interceptions.....	15
4.4. List of potential pests not further assessed.....	15
4.5. Summary of pests selected for further evaluation.....	15
5. Risk mitigation measures.....	16
5.1. Possibility of pest presence in the export nurseries.....	16
5.2. Risk mitigation measures applied in Turkey.....	17
5.3. Evaluation of the current measures for the selected relevant pests including uncertainties.....	18
5.3.1. Overview of the evaluation of <i>Calepitrimerus baileyi</i> (in bundles of all the commodity types).....	18
5.3.2. Overview of the evaluation of <i>Cenopalpus irani</i> (in bundles of all the commodity types).....	19
5.3.3. Overview of the evaluation of <i>Cicadatra persica</i> (in bundles of all the commodity types).....	20
5.3.4. Overview of the evaluation of <i>Didesmococcus unifasciatus</i> (in bundles of all the commodity types).....	21
5.3.5. Overview of the evaluation of <i>Euzophera semifuneralis</i> (in bundles of all the commodity types).....	22
5.3.6. Overview of the evaluation of <i>Diplodia bulgarica</i> (in bundles of all the commodity types).....	22
5.3.7. Overview of the evaluation of <i>Hoplolaimus galeatus</i> (in bundles of rooted plants).....	23
5.3.8. Overview of the evaluation of <i>Lopholeucaspis japonica</i>	24
5.3.9. Overview of the evaluation of <i>Maconellicoccus hirsutus</i> (in bundles of all the commodity types).....	25
5.3.10. Overview of the evaluation of <i>Malacosoma parallela</i> (in bundles of all the commodity types).....	26
5.3.11. Overview of the evaluation of <i>Pochazia shantungensis</i> (in bundles of all the commodity types).....	26
5.3.12. Overview of the evaluation of <i>Pratylenchus loosi</i> (in bundles of rooted plants).....	27
5.3.13. Overview of the evaluation of <i>Pyrolachnus pyri</i> (in bundles of all the commodity types).....	28
5.3.14. Overview of the evaluation of <i>Tomato ringspot virus</i> (in bundles of all the commodity types).....	29
5.3.15. Outcome of Expert Knowledge Elicitation.....	30
5.4. Evaluation of the application of specific measures in the Turkey.....	32
6. Conclusions.....	35
References.....	36
Glossary.....	37
Abbreviations.....	38
Appendix A – Data sheets of pests selected for further evaluation via Expert Knowledge Elicitation.....	39
Appendix B – Web of Science All Databases Search String.....	174
Appendix C – List of pests that can potentially cause an effect not further assessed.....	183
Appendix D – Excel file with the pest list of <i>Malus domestica</i>	184
Appendix E – Original version of the Scientific Opinion.....	185

1. Introduction

1.1. Background and Terms of Reference as provided by European Commission

1.1.1. Background

The new Plant Health Regulation (EU) 2016/2031¹, on the protective measures against pests of plants, has been applied from December 2019. Provisions within the above Regulation are in place for the listing of 'high risk plants, plant products and other objects' (Article 42) on the basis of a preliminary assessment, and to be followed by a commodity risk assessment. A list of 'high risk plants, plant products and other objects' has been published in Regulation (EU) 2018/2019². Scientific opinions are therefore needed to support the European Commission and the Member States in the work connected to Article 42 of Regulation (EU) 2016/2031, as stipulated in the terms of reference.

1.1.2. Terms of Reference

In view of the above and in accordance with Article 29 of Regulation (EC) No. 178/2002³, the Commission asks EFSA to provide scientific opinions in the field of plant health.

In particular, EFSA is expected to prepare and deliver risk assessments for commodities listed in the relevant Implementing Act as "High risk plants, plant products and other objects". Article 42, paragraphs 4 and 5, establishes that a risk assessment is needed as a follow-up to evaluate whether the commodities will remain prohibited, removed from the list and additional measures will be applied or removed from the list without any additional measures. This task is expected to be ongoing, with a regular flow of dossiers being sent by the applicant required for the risk assessment.

Therefore, to facilitate the correct handling of the dossiers and the acquisition of the required data for the commodity risk assessment, a format for the submission of the required data for each dossier is needed.

Furthermore, a standard methodology for the performance of "commodity risk assessment" based on the work already done by Member States and other international organisations needs to be set.

In view of the above and in accordance with Article 29 of Regulation (EC) No. 178/2002, the Commission asks EFSA to provide scientific opinion in the field of plant health for *M. domestica* from Turkey taking into account the available scientific information, including the technical dossier provided by the Ministry of Agriculture and Forestry of the Republic of Turkey.

1.2. Interpretation of the Terms of Reference

The EFSA Panel on Plant Health (hereafter referred to as 'the Panel') was requested to conduct a commodity risk assessment of *Malus domestica* from Turkey following the Guidance on commodity risk assessment for the evaluation of high-risk plant dossiers (EFSA PLH Panel, 2019a).

The EU quarantine pests that are regulated as a group in the Commission Implementing Regulation (EU) 2019/2072 were considered and evaluated separately at species level.

Annex II of Implementing Regulation (EU) 2019/2072 lists certain pests as non-European populations or isolates or species. These pests are regulated quarantine pests. Consequently, the respective European populations, or isolates, or species are non-regulated pests.

Annex VII of the same Regulation, in certain cases (e.g. point 32), makes reference to the following countries that are excluded from the obligation to comply with specific import requirements for those non-European populations, or isolates, or species: Albania, Andorra, Armenia, Azerbaijan, Belarus, Bosnia and Herzegovina, Canary Islands, Faeroe Islands, Georgia, Iceland, Liechtenstein,

¹ Regulation (EU) 2016/2031 of the European Parliament and of the Council of 26 October 2016 on protective measures against pests of plants, amending Regulations (EU) 228/2013, (EU) 652/2014 and (EU) 1143/2014 of the European Parliament and of the Council and repealing Council Directives 69/464/EEC, 74/647/EEC, 93/85/EEC, 98/57/EC, 2000/29/EC, 2006/91/EC and 2007/33/EC. OJ L 317, 23.11.2016, pp. 4–104.

² Commission Implementing Regulation (EU) 2018/2019 of 18 December 2018 establishing a provisional list of high risk plants, plant products or other objects, within the meaning of Article 42 of Regulation (EU) 2016/2031 and a list of plants for which phytosanitary certificates are not required for introduction into the Union, within the meaning of Article 73 of that Regulation C/2018/8877. OJ L 323, 19.12.2018, pp. 10–15.

³ Regulation (EC) No 178/2002 of the European Parliament and of the Council of 28 January 2002 laying down the general principles and requirements of food law, establishing the European Food Safety Authority and laying down procedures in matters of food safety. OJ L 31, 1.2.2002, pp. 1–24.

Moldova, Monaco, Montenegro, North Macedonia, Norway, Russia (only the following parts: Central Federal District (Tsentralny federalny okrug), Northwestern Federal District (Severo Zapadny federalny okrug), Southern Federal District (Yuzhny federalny okrug), North Caucasian Federal District (Severo-Kavkazsky federalny okrug) and Volga Federal District (Privolzhsky federalny okrug), San Marino, Serbia, Switzerland, Turkey, Ukraine and United Kingdom (except Northern Ireland⁴). Those countries are historically linked to the reference to 'non-European countries' existing in the previous legal framework, Directive 2000/29/EC.

Consequently, for those countries,

- i) any pests identified, which are listed as non-European species in Annex II of Implementing Regulation (EU) 2019/2072 should be investigated as any other non-regulated pest.
- ii) any pest found in a European country that belongs to the same denomination as the pests listed as non-European populations or isolates in Annex II of Implementing Regulation (EU) 2019/2072, should be considered as European populations or isolates and should not be considered in the assessment of those countries.

Pests listed as 'Regulated Non-Quarantine Pest' (RNQP) in Annex IV of the Commission Implementing Regulation (EU) 2019/2072, and deregulated pests (i.e. pests which were listed as quarantine pests in the Council Directive 2000/29/EC and were deregulated by Commission Implementing Regulation (EU) 2019/2072) were not considered for further evaluation.

In its evaluation, the Panel:

- Checked whether the information provided by the applicant (Ministry of Agriculture and Forestry of the Republic of Turkey) in the technical dossier (hereafter referred to as 'the Dossier') was sufficient to conduct a commodity risk assessment. When necessary, additional information was requested to the applicant.
- Selected the relevant union EU-regulated quarantine pests and protected zone quarantine pests (as specified in Commission Implementing Regulation (EU) 2019/2072⁵, hereafter referred to as 'EU quarantine pests') and other relevant pests present in Turkey and associated with the commodity.
- Assessed whether or not the applicant country implements specific measures for Union quarantine pests for which specific measures are in place for the import of the commodity from the specific country in the relevant legislative texts for emergency measures (https://ec.europa.eu/food/plant/plant_health_biosecurity/legislation/emergency_measures_en); the assessment was restricted to whether or not the applicant country applies those measures. The effectiveness of those measures was not assessed.
- Assessed whether the applicant country implements the special requirements specified in Annex VII (points 1–101) and Annex X of the Commission Implementing Regulation (EU) 2019/2072 targeting Union quarantine pests for the commodity in question from the specific country.
- Assessed the effectiveness of the measures described in the dossier for those Union quarantine pests for which no specific measures are in place for the import of the commodity from the specific applicant country and other relevant pests present in applicant country and associated with the commodity.

Risk management decisions are not within EFSA's remit. Therefore, the panel provided a rating based on expert judgement regarding the likelihood of pest freedom for each relevant pest given the risk mitigation measures claimed to be implemented by the Ministry of Agriculture and Forestry of the Republic of Turkey.

⁴ In accordance with the Agreement on the withdrawal of the United Kingdom of Great Britain and Northern Ireland from the European Union and the European Atomic Energy Community, and in particular Article 5(4) of the Protocol on Ireland/Northern Ireland in conjunction with Annex 2 to that Protocol, for the purposes of this Annex, references to Member States include the United Kingdom in respect of Northern Ireland.

⁵ Commission Implementing Regulation (EU) 2019/2072 of 28 November 2019 establishing uniform conditions for the implementation of Regulation (EU) 2016/2031 of the European Parliament and the Council, as regards protective measures against pests of plants, and repealing Commission Regulation (EC) No 690/2008 and amending Commission Implementing Regulation (EU) 2018/2019, OJ L 319, 10.12.2019, pp. 1–279.

2. Data and methodologies

2.1. Data provided by the Ministry of Agriculture and Forestry of the Republic of Turkey

The Panel considered all the data and information (hereafter called 'the Dossier') provided by Ministry of Agriculture and Forestry of the Republic of Turkey in November 2019, including the additional information provided by the Ministry of Agriculture and Forestry of the Republic of Turkey in December 2020 and in August 2021, after EFSA's request. The Dossier is managed by EFSA.

The structure and overview of the Dossier is shown in Table 1. The number of the relevant section is indicated in the opinion when referring to a specific part of the Dossier.

Table 1: Structure and overview of the Dossier

Dossier section	Overview of contents	Filename
1.0	Technical dossier	Apple Technical Report-TR-05.10.2019.pdf
2.0	Updated Technical Dossier	Apple Technical Report-V2-11.12.2020.pdf
3.0	Additional information provided by the NPPO of Turkey in August 2021	Answers-Malus-Q-2019-00790_0012-TURKEY.pdf

The data and supporting information provided by the Ministry of Agriculture and Forestry of the Republic of Turkey formed the basis of the commodity risk assessment.

Table 2 shows the main data sources used by the Ministry of Agriculture and Forestry of the Republic of Turkey to compile the Dossier (details on literature searches can be found in the Dossier Section 2.0).

Table 2: Database sources used in the literature searches by the Ministry of Agriculture and Forestry of the Republic of Turkey

Acronym/ Short title	Database name and service provider	URL of database	Justification for choosing database
EPPO	Name: EPPO Global Database Provider: European and Mediterranean Plant Protection Organization	https://gd.eppo.int/	This database provides all pest-specific information that has been produced or collected by EPPO. This database provides all pest-specific information on host range, distribution ranges and pest status.
CABI	CABI: Invasive Species Compendium	https://www.cabi.org/isc/	Encyclopaedic resource including science-based information, comprising detailed data sheets on pests, diseases, weeds, host crops and natural enemies on trustable sources.
	Plant Protection Bulletin	https://dergipark.org.tr/en/pub/bitkorb	Provides original research articles in English or Turkish languages on plant protection and health.
	Fauna Europaea	https://fauna-eu.org/	Main zoological taxonomic index in Europe, used to verify the taxonomic position of the insects.
	Plant Protection Products Database Application	https://bku.tarim.gov.tr/	List of Registered Plant Protection Products in Turkey.

2.2. Literature searches performed by EFSA

Literature searches in different databases were undertaken by EFSA to complete a list of pests potentially associated with *M. domestica*. The following searches were combined: (i) a general search to identify pests of *M. domestica* in different databases and (ii) a tailored search to identify whether these pests are present or not in Turkey and the EU. The searches were run between 24 January 2021

and 22 April 2021. No language, date or document type restrictions were applied in the search strategy.

The search strategy and search syntax were adapted to each of the databases listed in Table 3, according to the options and functionalities of the different databases and CABI keyword thesaurus.

As for Web of Science, the literature search was performed using a specific, ad hoc established search string (see Appendix B). The string was run in 'All Databases' with no range limits for time or language filters. This is further explained in Section 2.3.2.

Table 3: Databases used by EFSA for the compilation of the pest list associated with *M. domestica*

Database	Platform/Link
Aphids on World Plants	http://www.aphidsonworldsplants.info/C_HOSTS_AAIntro.htm
CABI Crop Protection Compendium	https://www.cabi.org/cpc/
Database of Insects and their Food Plants	http://www.brc.ac.uk/dbif/hosts.aspx
Database of the World's Lepidopteran Hostplants	https://www.nhm.ac.uk/our-science/data/hostplants/search/index.dsm1
EPPO Global Database	https://gd.eppo.int/
EUROPHYT	https://webgate.ec.europa.eu/europhyt/
Leaf-miners	http://www.leafmines.co.uk/html/plants.htm
Nemaplex	http://nemaplex.ucdavis.edu/Nemabase2010/PlantNematodeHostStatusDDQuery.aspx
Plant Pest Information Network	https://www.mpi.govt.nz/news-and-resources/resources/registers-and-lists/plant-pest-information-network/
Plant Viruses Online	http://bio-mirror.im.ac.cn/mirrors/pvo/vid/famindex.htm
Scalenet	http://scalenet.info/associates/
Spider Mites Web	https://www1.montpellier.inra.fr/CBGP/spmweb/advanced.php
USDA ARS Fungal Database	https://nt.ars-grin.gov/fungaldatabases/fungushost/fungushost.cfm
Web of Science: All Databases (Web of Science Core Collection), CABI: CAB Abstracts, BIOSIS Citation Index, Chinese Science Citation Database, Current Contents Connect, Data Citation Index	Web of Science https://www.webofknowledge.com
FSTA, KCI-Korean Journal Database, Russian Science Citation Index, MEDLINE	
SciELO Citation Index, Zoological Record	
World Agroforestry	http://www.worldagroforestry.org/treedb2/speciesprofile.php?Spid=1749
GBIF	https://www.gbif.org/
Fauna Europaea	https://fauna-eu.org/
EFSA List of Non-EU viruses and viroids of <i>Cydonia</i> Mill., <i>Fragaria</i> L., <i>Malus</i> Mill., <i>Prunus</i> L., <i>Pyrus</i> L., <i>Ribes</i> L., <i>Rubus</i> L. and <i>Vitis</i> L..	https://www.efsa.europa.eu/it/efsajournal/pub/5501

Additional searches, limited to retrieve documents, were run when developing the opinion. The available scientific information, including previous EFSA opinions on the relevant pests and diseases (see pest data sheets in Appendix A) and the relevant literature and legislation (e.g. Regulation (EU) 2016/2031; Commission Implementing Regulations (EU) 2018/2019; (EU) 2018/2018 and (EU) 2019/2072) were taken into account.

2.3. Methodology

When developing the opinion, the Panel followed the EFSA Guidance on commodity risk assessment for the evaluation of high-risk plant dossiers (EFSA PLH Panel, 2019a).

In the first step, pests potentially associated with the commodity in the country of origin (EU-quarantine pests and other pests) that may require risk mitigation measures were identified. The EU non-quarantine pests not known to occur in the EU were selected based on evidence of their potential impact in the EU. After the first step, all the relevant pests that may need risk mitigation measures were identified.

In the second step, the proposed risk mitigation measures for each relevant pest were evaluated in terms of efficacy or compliance with EU requirements as explained in Section 1.2.

A conclusion on the likelihood of the commodity being free from each of the relevant pest was determined and uncertainties identified using expert judgements.

Pest freedom was assessed by estimating the number of infested/infected bundles out of 10,000 exported bundles of 10–25 plants each.

2.3.1. Commodity data

Based on the information provided by Turkey, the characteristics of the commodity were summarised.

2.3.2. Identification of pests potentially associated with the commodity

To evaluate the pest risk associated with the importation of *M. domestica* from Turkey, a pest list was compiled. The pest list is a compilation of all identified plant pests associated with *M. domestica* based on information provided in the Dossier Section 1, 2, 3 and on searches performed by the Panel. The search strategy and search syntax were adapted to each of the databases listed in Table 3, according to the options and functionalities of the different databases and CABI keyword thesaurus.

The scientific names of the host plants (i.e. *Malus domestica*) were used when searching in the EPPO Global database and CABI Crop Protection Compendium. The same strategy was applied to the other databases excluding EUROPHYT and Web of Science.

EUROPHYT was consulted by searching for the interceptions associated with commodities imported from Turkey, at species level, from 1994 to May 2020 and TRACES for interceptions from May 2020 to February 2022. For the pests selected for further evaluation, a search in the EUROPHYT and/or TRACES was performed for the interceptions from the whole world, at species level.

The search strategy used for Web of Science Databases was designed combining common names for pests and diseases, terms describing symptoms of plant diseases and the scientific and common names of the commodity. All the pests already retrieved using the other databases were removed from the search terms in order to be able to reduce the number of records to be screened.

The established search string is detailed in Appendix B and was run on 12 April 2021.

The titles and abstracts of the scientific papers retrieved were screened and the pests associated with *M. domestica* were included in the pest list. The pest list was eventually further compiled with other relevant information (e.g. EPPO code per pest, taxonomic information, categorisation, distribution) useful for the selection of the pests relevant for the purposes of this opinion.

The compiled pest list (see Microsoft Excel[®] file in Appendix D) includes all identified pests that use *M. domestica* as host.

The evaluation of the compiled pest list was done in two steps: first, the relevance of the EU-quarantine pests was evaluated (Section 4.1); second, the relevance of any other plant pest was evaluated (Section 4.2).

Pests for which limited information was available on one or more criteria used to identify them as relevant for this opinion, e.g. on potential impact, are listed in Appendix C (List of pests that can potentially cause an effect not further assessed).

2.3.3. Listing and evaluation of risk mitigation measures

All proposed risk mitigation measures were listed and evaluated. When evaluating the likelihood of pest freedom at origin, the following types of potential infection sources for *M. domestica* in nurseries were considered (see also Figure 1):

- pest entry from surrounding areas,
- pest entry with new plants/seeds,
- pest spread within the nursery.

The risk mitigation measures adopted in the plant nurseries (as communicated by Turkey) were evaluated with Expert Knowledge Elicitation (EKE) according to the Guidance on uncertainty analysis in scientific assessment (EFSA Scientific Committee, 2018).

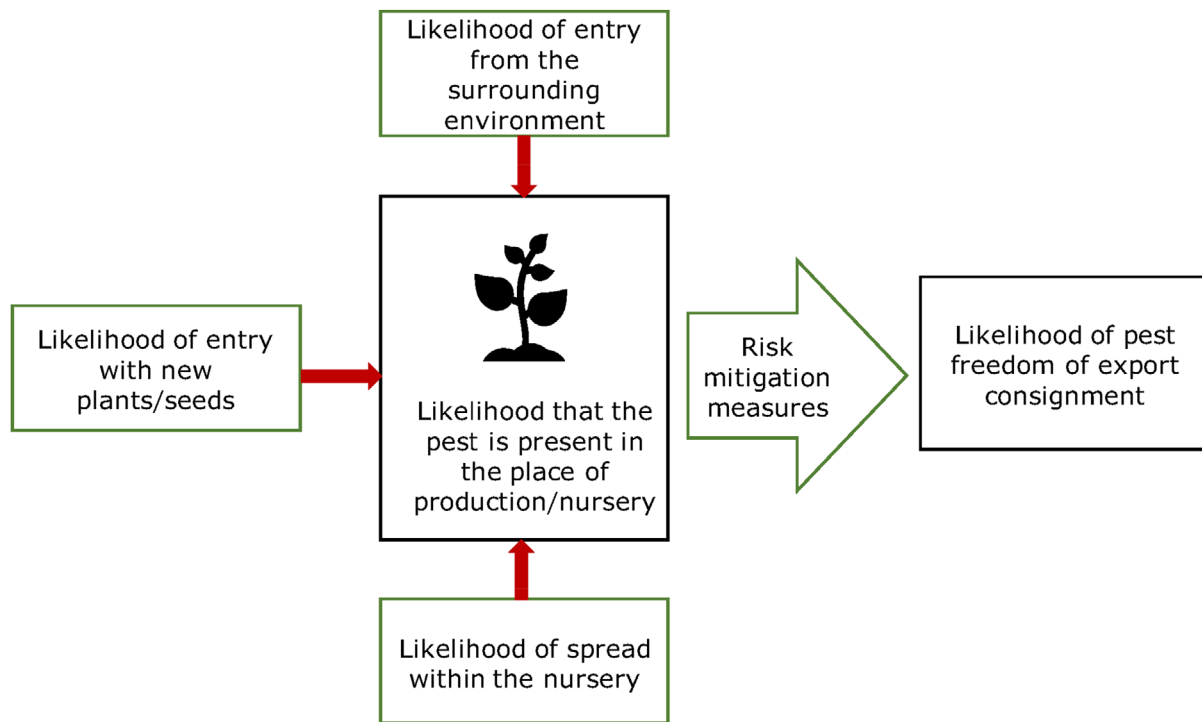


Figure 1: Conceptual framework to assess likelihood that plants are exported free from relevant pests. Source EFSA PLH Panel, 2019b

Information on the biology, estimates of likelihood of entry of the pest to the nursery and spread within the nursery and the effect of the measures on a specific pest were summarised in pest data sheets compiled for each pest selected for further evaluation (see Appendix A).

2.3.4. Expert Knowledge Elicitation

To estimate the pest freedom of the commodity, an EKE was performed following EFSA guidance (Annex B.8 of EFSA Scientific Committee, 2018).

The specific question for EKE was: 'Taking into account (i) the risk mitigation measures in place in the nurseries, and (ii) other relevant information, how many of 10,000 bundles of *M. domestica* will be infested/infected with the relevant pest/pathogen when arriving in the EU?'. A bundle can contain from 10 to 25 plants.

The risk assessment uses bundles of 10–25 bare-rooted plants or scions/budwood, as the most suitable unit. The following reasoning is given:

- i) There is no quantitative information available regarding clustering of plants during production;
- ii) Plants are grouped in bundles of 10–25 after sorting;
- iii) For the pests under consideration, a cross contamination during transport is possible;

The EKE question was common to all pests for which the pest freedom of the commodity was estimated.

The uncertainties associated with the EKE were taken into account and quantified in the probability distribution applying the semi-formal method described in section 3.5.2 of the EFSA-PLH Guidance on quantitative pest risk assessment (EFSA PLH Panel, 2018a). Finally, the results were reported in terms of the likelihood of pest freedom. The lower 5% percentile of the uncertainty distribution reflects the opinion that pest freedom is with 95% certainty above this limit.

3. Commodity data

3.1. Description of the commodity

The commodities to be imported are grafted plants, rootstocks, budwood and scions of *Malus domestica* Borkh (common name: apple; family: Rosaceae). There are several apple rootstocks and

varieties i.e. M7, M9, M26, M27, MM104, MM106, MM109, MM111, B9, G41, G935, Erva, Regalstar, Regalyou and Vita. The growing conditions are both field grown and grown in containers outside (pots, tubs). There are two types of grafts for the apple plants for propagation, clonal rootstocks planted at the nursery in February and bud-grafted in August and clonal rootstocks bench grafted (bare rooted grafted plants) and then planted in March. Grafted plants and rootstocks are bare-rooted and without leaves. Budwood and scions are without leaves.

The commodities for export are the following types of *Malus domestica* plants:

- If whip and tongue grafting is used, the plants are grown for an additional 7- to 12-month period. If T-budding is used, the plants are grown for an additional 17- to 19-month period.
- Rootstocks are 8-month-old.
- Budwood are 4- to 5-month-old.
- Scions are 10- to 12-month-old.

The diameter of the exported grafted plants is 2.5–3 cm (Dossier, Section 3).

The assessment performed assumes that the characteristics of the commodity are as described above.

3.2. Description of the production areas

The plants designated for export are grown in 30 different provinces in Turkey. The production is mainly concentrated in Isparta, Nigde, Bursa, Izmir and Konya provinces (Figure 2). Based on the global Köppen–Geiger climate zone classification (Kottek et al., 2006), the climate of these main production areas of *M. domestica* in Turkey, in particular Bursa, Isparta and Izmir provinces, is classified as Csa, main climate (C): temperate; (s): dry Summer; (a): hot Summer (Mediterranean climate). For Konya and Nigde provinces, the climate type is classified as Bsk, main climate (B): arid; (s): steppe; (k): cold.

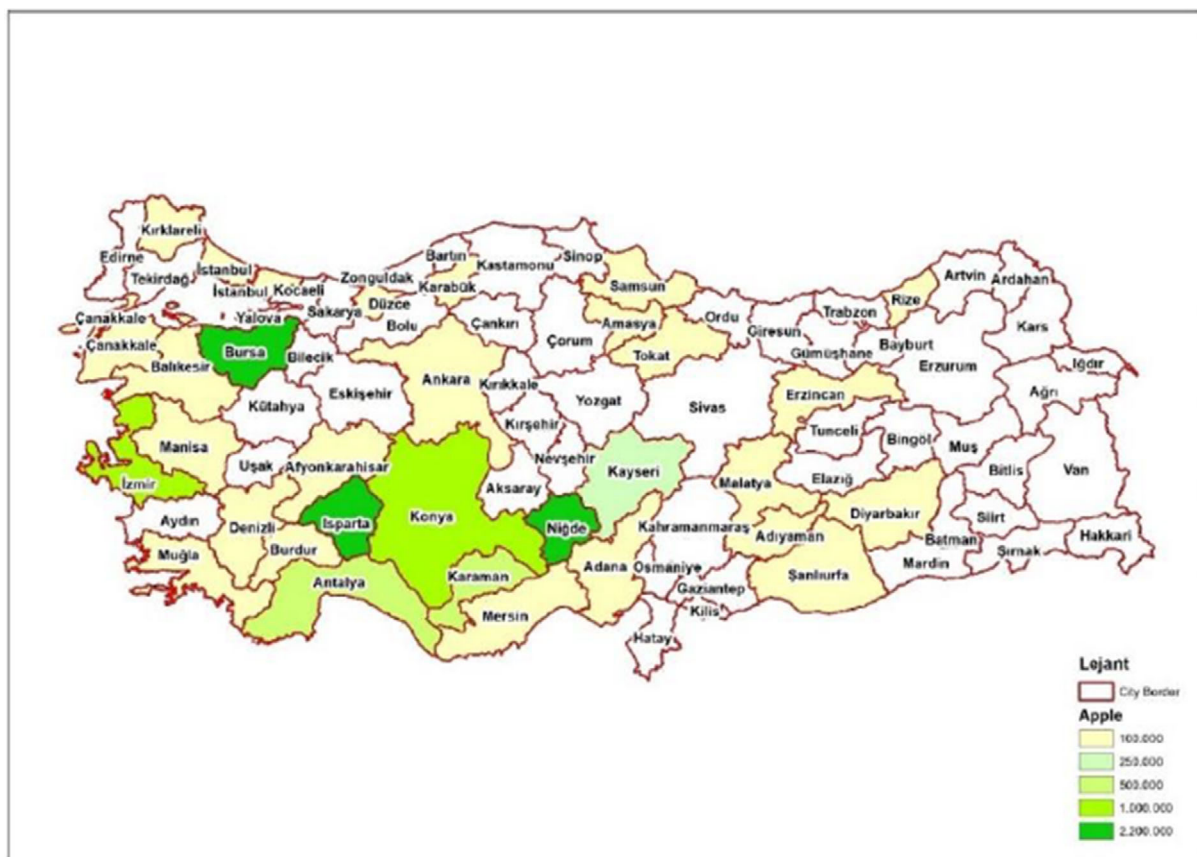


Figure 2: Location of the production areas of *Malus domestica* in Turkey (Provided by NPPO of Turkey)

3.3. Production and handling processes

3.3.1. Growing conditions

Prior to the establishment of the production sites, soil samples are taken and examined for the presence of quarantine organisms (e.g. root knot nematodes, etc.). Mother plants are subject to official control each year in spring, summer and autumn in terms of phytosanitary status. Phytosanitary inspectors check mother plants for the presence of harmful organisms. The production of plants is carried out in open field area.

Scions and budwood are taken from mother plants undergone control and supervision of the Ministry Provincial Directorate. This phytosanitary control is carried out on mother plants in spring, summer and autumn.

There are two different types of grafting for apple young plant propagation.

- 1) Clonal rootstocks are planted at the nursery in February and then bud-grafted in August of the same year. Young plants are taken from the soil in November of the next year. Young plants are ready for delivery in 21 months from the planting of rootstock (Figure 3).
- 2) Clonal rootstocks are bench grafted and then planted at the nursery in March. Young plants are removed from the soil in November of the same year. Young plants are ready for delivery in 8 months.



Figure 3: Apple plants of *Malus domestica* in the field (Provided by NPPO of Turkey)

3.3.2. Source of planting material

The propagation material (budwood, rootstocks, buds and scions) is obtained from the producer's own or another producer's mother block. The mother blocks are under the control and supervision of the Ministry Provincial Directorate experts. The inspection and certification of the sapling and the propagation material is made by the Ministry experts. Before the establishment of mother block, soil sample is taken by the official inspector from the area subjected to official analysis in terms of quarantine organisms. The mother block can be established in the area determined to be free from quarantine organisms as a result of the analysis and basic certified saplings are planted in the area.

3.3.3. Production cycle

Before sapling production, an officer takes soil samples from the parcel for analysis for nematodes by the Ministry quarantine agency. If it is free from nematodes, production may begin. Before the rootstock planting, burnt animal manure, ammonium sulfate and urea fertiliser are applied to the growing area or mortar. In February, apple clonal rootstocks are planted in the sapling production parcel. During planting, Nogall application is made to protect against crown gall and rootstocks are planted. NPK fertilisers, humic acid, fulvic acid, organic fertilisers and plant growth regulators are applied to rootstocks and grafted plants through foliar or irrigation water. Plants are also sprayed against aphids, thrips, whiteflies, red spider pests, black spot, powdery mildew, root rot diseases and, depending on the situation, to control weeds. Grafting takes place in August or September. Bare-rooted saplings are pulled out from the soil in dormant season.

For scions and budwood destined to the export, plant material is taken at the appropriate age (see Section 3.1). Apple fruit trees propagating material are produced under a certification scheme.

3.3.4. Pest monitoring during production

Official visual inspection is conducted at least once or twice a year during production or during uprooting of the plants. Visual inspection can be supported by the use of microscope or laboratory analysis if pests are suspected to be present; no further details were provided.

3.3.5. Post-harvest processes and export procedure

Before the export, the plants are washed with water and their roots are cleaned from soil. Washed plants are labelled by making bundles of 10 or 25. In order to prevent water loss from the roots, before loading, the bundles are immersed in a solution of fosetyl-al and then loaded. Official controls before export are carried out by the Ministry quarantine inspector. A phytosanitary certificate is issued to the saplings that are found suitable. Apple saplings are kept in cold storage at 98% humidity \pm 2–4°C until the day they are marketed. Rootstocks to be exported are handled in a similar manner.

Scions and budwood are taken from the same mother plants that are used to produce the grafted plants, bundled and exported. The size of the bundles of scions and budwood was not specified, but we assume the same number of units per bundle as for rootstocks and grafted plants. No further details were available on handling and packing.

4. Identification of pests potentially associated with the commodity

The search for potential pests associated with *M. domestica* rendered 1,125 species (see Microsoft Excel[®] file in Appendix D).

4.1. Selection of relevant EU-quarantine pests associated with the commodity

The EU listing of union quarantine pests and protected zone quarantine pests (Commission Implementing Regulation (EU) 2019/2072) is based on assessments concluding that the pests can enter, establish, spread and have potential impact in the EU.

Forty-four EU-quarantine species that are reported to use *M. domestica* as a host plant were evaluated (Table 5) for their relevance of being included in this opinion.

The relevance of an EU-quarantine pest for this opinion was based on evidence that:

- a) The pest is present in Turkey.
- b) *M. domestica* is a host of the pest.
- c) One or more life stages of the pest can be associated with the specified commodity.

Pests that fulfilled all criteria were selected for further evaluation.

Table 4 presents an overview of the evaluation of the 44 EU-quarantine pest species that are reported to use *M. domestica* as a host in regard to their relevance for this Opinion.

Two species, known to use *M. domestica* as host, associated with the commodity and present in Turkey (*Lopholeucaspis japonica*, Tomato ringspot virus) were selected for further evaluation.

Since special requirements or emergency measures are specified for *Malus domestica* with regard to *Erwinia amylovora* and *Anoplophora chinensis*, in Appendix X, item 9 of Commission Implementing Regulation (EU) 2019/2072 and Commission Implementing Regulation 2012/138/EU, respectively, the evaluation for these pests consisted of checking whether or not the exporting country applies these measures.⁶

⁶ *Xiphinema americanum* is reported to be present in Turkey (CABI; Bora, 1970). According to the current taxonomy of the *Xiphinema americanum* sensu lato species complex (EPPO, 2017; EFSA PLH Panel, 2018b), the species nomen *X. americanum* sensu stricto is restricted to one of the 61 species within the complex. Older reports (e.g. Bora, 1970) referring to *X. americanum* do not consider the current classification, and therefore, there could be uncertainties about the species presence. According to the NPPO of Turkey, *X. xiphinema* sensu stricto is not present in Turkey.

Table 4: Overview of the evaluation of the 44 EU-quarantine pest species known to use *M. domestica* as a host plant for their relevance for this opinion

No.	Pest name according to EU legislation ^(a)	EPPO Code	Group	Pest present in Turkey	<i>Malus domestica</i> confirmed as a host (reference)	Pest can be associated with the commodity	Pest relevant for the opinion
1	<i>Acleris minuta</i>	ACLRMI	INS	No	Yes (CABI, online)	NA	No
2	<i>Anastrepha fraterculus</i>	ANSTFR	INS	No	Yes (CABI, online)	NA	No
3	<i>Anastrepha ludens</i>	ANSTLU	INS	No	Yes (CABI, online)	NA	No
4	<i>Anastrepha suspensa</i>	ANSTSU	INS	No	Yes (CABI, online)	NA	No
5	<i>Anoplophora chinensis</i>	ANOLCN	INS	Yes	Yes (CABI, online)	Yes	Yes
6	<i>Anoplophora glabripennis</i>	ANOLGL	INS	No	Yes (EPPO, online)	NA	No
7	<i>Anthonomus quadrigibbus</i>	TACYQU	INS	No	Yes (EPPO online)	NA	No
8	<i>Apple fruit crinkle viroid</i>	AFCVDO	VIR	No	Yes (EPPO online)	NA	No
9	<i>Apple necrotic mosaic virus</i>	APNMV0	VIR	No	Yes (EPPO online)	NA	No
10	<i>Apriona cinerea</i>	APRICI	INS	No	Yes (EPPO online)	NA	No
11	<i>Apriona germari</i>	APRIGE	INS	No	Yes (EPPO online)	NA	No
12	<i>Bactrocera dorsalis</i>	DACUDO	INS	No	Yes (CABI, online)	NA	No
13	<i>Bactrocera tryoni</i>	DACUTR	INS	No	Yes (CABI, online)	NA	No
14	<i>Bactrocera zonata</i>	DACUZO	INS	No	Yes (EPPO online)	NA	No
15	<i>Bactrocera cucurbitae</i>	DACUCU	INS	No	WOS Follett et al. (2019)	NA	No
16	<i>Botryosphaeria kuwatsukai</i>	PHYOPI	FUN	No	Yes (EPPO online)	NA	No
17	<i>Candidatus Phytoplasma aurantifolia</i>	PHYPAF	BAC	No	Yes (CABI, online)	NA	No
18	<i>Carposina sasakii</i>	CARSSA	INS	No	Yes (CABI, online)	NA	No
19	<i>Ceratitis rosa</i>	CERTRO	INS	No	Yes (CABI, online)	NA	No
20	<i>Cherry rasp leaf virus</i>	CRLV00	VIR	No	Yes (EPPO online)	NA	No
21	<i>Choristoneura rosaceana</i>	CHONRO	INS	No	Yes (EPPO online)	NA	No
22	<i>Conotrachelus nenuphar</i>	CONHNE	INS	No	Yes (EPPO online)	NA	No
23	<i>Erwinia amylovora</i>	ERWIAM	BAC	Yes	Yes (EPPO online)	Yes	Yes
24	<i>Grapholita inopinata</i>	CYDIIN	INS	No	Yes (EPPO online)	NA	No
25	<i>Grapholita packardii</i>	LASPPA	INS	No	Yes (EPPO online)	NA	No
26	<i>Grapholita prunivora</i>	LASPPR	INS	No	Yes (EPPO online)	NA	No
27	<i>Gymnosporangium juniperi</i>		FUN	Yes	CABI CPC online	No	No
28	<i>Lopholeucaspis japonica</i>	LOPLIA	INS	Yes	Yes (EPPO online)	Yes	Yes
29	<i>Oemona hirta</i>	OEMOHI	INS	No	Yes (EPPO online)	NA	No

No.	Pest name according to EU legislation ^(a)	EPPO Code	Group	Pest present in Turkey	<i>Malus domestica</i> confirmed as a host (reference)	Pest can be associated with the commodity	Pest relevant for the opinion
30	<i>Phyllosticta solitaria</i>	PHYSSL	FUN	No	Yes (PC DOI: https://doi.org/10.2903/j.efsa.2018.5510)	NA	No
31	<i>Phymatotrichopsis omnivora</i>	PHMPOM	FUN	No	Yes (EPPO online)	Yes	No
32	<i>Popillia japonica</i>	POPIJA	INS	No	Yes (EPPO online)	NA	No
33	<i>Rhagoletis pomonella</i>	RHAGPO	INS	No	Yes (EPPO online)	NA	No
34	<i>Saperda candida</i>	SAPECN	INS	No	Yes (EPPO online)	NA	No
35	<i>Spodoptera eridania</i>	PRODER	INS	No	Yes (CABI, online)	NA	No
36	<i>Spodoptera frugiperda</i>	LAPHFR	INS	No	Yes (CABI, online)	NA	No
37	<i>Spodoptera litura</i>	PRODLI	INS	No	Yes (CABI, online)	NA	No
38	<i>Temperate fruit decay-associated virus</i>	TFDAV0	VIR	No	Yes (Basso et al., 2015)	NA	No
39	<i>Tobacco ringspot virus</i>	TRSV00	VIR	No	Yes (CABI, online)	NA	No
40	<i>Tomato ringspot virus</i>	TORSV0	VIR	Yes	Yes (CABI, online)	Yes	Yes
41	<i>Xiphinema americanum sensu stricto</i>	XIPHAA	Nem	No	Yes (CABI, online)	NA	No
42	<i>Xiphinema bricolense</i>	XIPHBC	Nem	No	Yes (WoS Xu and Zhao, 2019)	NA	No
43	<i>Xiphinema californicum</i>	XIPHCA	Nem	No	Yes (WoS Xu and Zhao, 2019)	NA	No
44	<i>Xiphinema rivesi</i> (non-EU populations)	XIPHRI	NEM	No	Yes (WoS Xu and Zhao, 2019)	NA	No

BAC: Bacteria and phytoplasmas; FUN: Fungi and oomycetes; INS: Insects and mites; NEM: Nematodes; VIR: Viruses and viroids.

(a): Commission Implementing Regulation (EU) 2019/2072.

4.2. Selection of other relevant pests (non-regulated in the EU) associated with the commodity

The information provided by Turkey, integrated with the search EFSA performed, was evaluated in order to assess whether there are other potentially relevant pests of *M. domestica* present in the country of export. For these potential pests that are non-regulated in the EU, pest risk assessment information on the probability of entry, establishment, spread and impact is usually lacking. Therefore, these pests were also evaluated to determine their relevance for this opinion based on evidence that:

- a) the pest is present in Turkey;
- b) the pest is (i) absent or (ii) has a limited distribution in the EU;
- c) *M. domestica* is a host of the pest;
- d) one or more life stages of the pest can be associated with the specified commodity;
- e) the pest may have an impact in the EU.

Pests that fulfilled the above listed criteria were selected for further evaluation.

Pest species were excluded from further evaluation when at least one of the conditions listed above (a–e) was not met. Details can be found in Appendix D (Microsoft Excel[®] file).

Of the evaluated pests not regulated in the EU, *Calepitrimerus baileyi*, *Cenopalpus irani*, *Cicadatra persica*, *Didesmococcus unifasciatus*, *Diplodia bulgarica*, *Euzophera semifuneralis*, *Hoplomaimus galeatus*, *Maconellicoccus hirsutus*, *Malocosoma parallela*, *Pochazia shantungensis*, *Pratylenchus loosi*, *Pyrolachnus pyri* were selected for further evaluation because these met all the selection criteria. More information on these pests can be found in the pest datasheets (Appendix A). For *Russellaspis pustulans*, despite fulfilling the five above reported criteria, no EKE was conducted due to lack of time. However, this pest was already subjected to pest categorisation and satisfies all the criteria that are within the remit of EFSA to assess for it to be regarded as a potential Union quarantine pest (EFSA PLH Panel, 2022).

4.3. Overview of interceptions

Data on the interception of harmful organisms on plants of *Malus domestica* can provide information on some of the organisms that can be present on *M. domestica* despite the current measures taken. According to EUROPHYT, online (accessed on January 2022) and TRACES online (accessed on January 2022), there were no interceptions of plants for planting of *Malus domestica* from Turkey destined to the EU Member States due to the presence of harmful organisms between the years 1994 and January 2022.

4.4. List of potential pests not further assessed

The Panel highlighted one species (*Phytophthora rosacearum*) for which the distribution within the EU is uncertain, since it may be identified as *Phytophthora megasperma* in the past. *Nipaecoccus viridis* and *Osphranteria coerulescens inaurata* were placed in the Reserve list (Appendix C), given the uncertainty on their distribution, and for the cerambycid also for uncertainties in the association with the commodity. *Leppidosaphes malicola* was included in the reserve list as the association with the commodity species is uncertain. The panel also identified *Colletotrichum siamense* as a potential pest, but this was based on a single report of the fungus from banana in a ripening room and so it was not retained in the list.

4.5. Summary of pests selected for further evaluation

The 15 pests were identified to be present in Turkey, having potential for association with the commodities destined for export and selected for further evaluation are listed in Table 5. The efficacy of the risk mitigation measures applied to the commodity was evaluated for 14 of these selected pests (*Russellaspis pustulans* was excluded from the evaluation, see Section 4.2).

Table 5: List of relevant pests selected for further evaluation

Number	Current scientific name	EPPO code	Taxonomic information	Group	Regulatory status
1	<i>Calepitrimerus baileyi</i>	CALEBA	Acarida, Eriophyidae	Mite	Not regulated in the EU
2	<i>Cenopalpus irani</i>	–	Acarida, Tenuipalpidae	Mite	Not regulated in the EU
3	<i>Cicadatra persica</i>	–	Hemiptera, Cicadidae	Insect	Not regulated in the EU
4	<i>Didesmococcus unifasciatus</i>	–	Hemiptera, Diaspididae	Insect	Not regulated in the EU
5	<i>Diplodia bulgarica</i>	–	Ascomycota, Botryosphaeriaceae	Fungi	Not regulated in the EU
6	<i>Euzophera semifuneralis</i>	EUZOSE	Lepidoptera, Pyralidae	Insect	Not regulated in the EU
7	<i>Hoplolaimus galeatus</i>	HOLLGA	Rhabditida, Hoplolaimidae	Nematode	Not regulated in the EU
8	<i>Lopholeucaspis japonica</i>	LOPLJA	Hemiptera, Diaspididae	Insect	EU Quarantine Pest according to Commission Implementing Regulation (EU) 2019/2072
9	<i>Maconellicoccus hirsutus</i>	PHENHI	Hemiptera, Pseudococcidae	Insect	Not regulated in the EU
10	<i>Malacosoma parallela</i>	MALAPA	Lepidoptera, Lasiocampidae	Insect	Not regulated in the EU
11	<i>Pochazia shantungensis</i>	POCZSH	Hemiptera, Ricanidae	Insect	Not regulated in the EU
12	<i>Pratylenchus loosi</i>	PRATLO	Rhabditida, Pratylenchidae	Nematode	Not regulated in the EU
13	<i>Pyrolachnus pyri</i>	–	Hemiptera, Aphididae	Insect	Not regulated in the EU
14	<i>Russellaspis pustulans</i> *	ASTLPU	Hemiptera, Asterolecaniidae	Insect	Not regulated in the EU
15	<i>Tomato ringspot virus</i>	TORSV0	Picornavirales, Secoviridae	Virus	EU Quarantine Pest according to Commission Implementing Regulation (EU) 2019/2072

*: *Russellaspis pustulans* was excluded from the assessment.

5. Risk mitigation measures

For 14 of the 15 selected pests (Table 5), the Panel assessed the possibility that they could be present in a *Malus domestica* nursery and assessed the probability that pest freedom of a consignment is achieved by the proposed risk mitigation measures acting on the pest under evaluation.

The information used in the evaluation of the effectiveness of the risk mitigation measures is summarised in a pest data sheet (see Appendix A).

5.1. Possibility of pest presence in the export nurseries

For these 14 pests (Table 5), the panel evaluated the likelihood that the pest could be present in a *Malus domestica* nursery by evaluating the possibility that *Malus domestica* in the export nursery are infested either by:

- introduction of the pest from the environment surrounding the nursery;
- introduction of the pest with new plants/seeds;
- spread of the pest within the nursery.

5.2. Risk mitigation measures applied in Turkey

- With the information provided by Turkey (Dossier sections 1.0, 2.0 and 3.0), the Panel summarised the risk mitigation measures (see Table 6) that are proposed in the production nurseries.

Table 6: Overview of proposed risk mitigation measures for *Malus domestica* plants designated for export to the EU from Turkey

No.	Risk mitigation measure (name)	Implementation in Turkey
1	Certified material	<p>The Ministerial experts and inspectors carry out the phytosanitary control on mother plants in spring, summer and autumn for harmful organisms, and the amount of propagation materials (buds, budwoods, rootstocks, scions, etc.) that can be obtained from mother plants is determined. For the saplings, the phytosanitary control is also carried out at the same time, regarding harmful organisms specified in quarantine and plant passports, and certification regulations.</p> <p>Rootstocks from certified plants are grafted with certified budwood or scions in a certified nursery. If free from the harmful organisms, the Ministry issues certificates and labels for the propagation material to be taken from plants in the mother blocks.</p>
2	Phytosanitary certificates	<p>Export nurseries must obtain special certification from Turkish Authorities before they begin producing plants for planting. Nurseries must notify technical staff members responsible for production to obtain this certificate, which is then used for registration in the Turkish plant certification system.</p> <p>The phytosanitary inspections are done macroscopically. However, if there are signs of disease in the plants or in the immediate vicinity, the inspections are carried out by laboratory analysis.</p> <p>During the production period, official inspection is carried out. After the official approval that the sapling is free from the quarantine factor and true to type, its certificate-passport label is issued by the Ministry.</p> <p>The Phytosanitary Certificates/Re-Export Phytosanitary Certificates are issued in exportation of plants and plant products with respect to plant health. In issuing such certificates, the phytosanitary requirements of the importer country are taken into account, in compliance with the ISPM No: 7 and ISPM No: 12 rules.</p>
3	Cleaning and disinfection of facilities, tools and machinery	Tools are disinfested with chemical compounds containing 10% chlorine prior to use.
4	Rouging and pruning	Applied in case of infections/infestations. No further details are available.
5	Biological and mechanical control	<p>Weeds are controlled mechanically in the nurseries and in the surrounding areas.</p> <p>During rootstocks planting, Nogall (biological control agent) is applied to protect against crown gall.</p>
6	Pesticide application	<p>The saplings are sprayed against aphids, thrips, whiteflies, red spider pests, black spot, powdery mildew, root rot diseases and, depending on the situation, to control weeds.</p> <p>Before loading the plants on the trucks for transport, the roots of seedlings are sprayed with fungicide (Thiram).</p> <p>No specific details were available.</p>

No.	Risk mitigation measure (name)	Implementation in Turkey
7	Surveillance and monitoring	Both processes are conducted by Turkish inspectors according to Turkish phytosanitary regulations. According to the dossier, necessary precautions are taken to ensure that there are no plants other than certified saplings in the production plot and application areas. Plants within and around the production areas are annually inspected to check the presence of quarantine organisms. Visual inspection at least once or twice a year during production or during uprooting of the plants. Visual inspection can be supported by the use of microscope or laboratory analysis if pests are suspected to be present. In the event that these plants are infected/infested with harmful organisms subject to quarantine, in Turkey, these plants are destroyed.
8	Sampling and laboratory testing	For the identification of viruses, bacteria, fungi and nematodes in the seedlings to be exported, min. 5 to max. 25 seedlings are randomly taken from the plantation in the nursery garden and sealed by the inspector and sent to the laboratory for analysis. Soil samples are taken for laboratory analysis in terms of quarantine organisms, particularly to check if it is free from nematodes. If it is found that the soil is free from nematodes and other quarantine organisms, the production of saplings is started.
9	Root washing	Roots are washed to remove the soil
10	Refrigeration	The temperature of the storage tanks is between 2°C and 4°C and the humidity is 85–95%. Transportation is made with refrigerated trucks with the same conditions.
11	Pre-consignment inspection	Prior to export, planting material for which a Phytosanitary Certificate is to be issued shall be subjected to phytosanitary inspection. Only certified plants for planting may be exported. Phytosanitary inspectors are responsible for export controls, sampling and issuing certificates.

5.3. Evaluation of the current measures for the selected relevant pests including uncertainties

For each evaluated pest, the relevant risk mitigation measures acting on the pest were identified. Any limiting factors on the effectiveness of the measures were documented.

All the relevant information including the related uncertainties deriving from the limiting factors used in the evaluation are summarised in a pest data sheet provided in Appendix A.

Based on this information, for each selected relevant pest, an expert judgement is given for the likelihood of pest freedom taking into consideration the risk mitigation measures and their combination acting on the pest.

An overview of the evaluation of each relevant pest is given in the sections below (Sections 5.3.1–5.3.10). The outcome of the EKE regarding pest freedom after the evaluation of the proposed risk mitigation measures is summarised in Section 5.3.11.

5.3.1. Overview of the evaluation of *Calepitrimerus baileyi* (in bundles of all the commodity types)

Rating of the likelihood of pest freedom	Pest free with some exceptional cases (based on the Median)				
	5%	25%	Median	75%	95%
Percentile of the distribution					
Proportion of pest-free bundles	9,956 out of 10,000 bundles	9,969 out of 10,000 bundles	9,981 out of 10,000 bundles	9,990 out of 10,000 bundles	9,997 out of 10,000 bundles
Proportion of infested bundles	3 out of 10,000 bundles	10 out of 10,000 bundles	19 out of 10,000 bundles	31 out of 10,000 bundles	44 out of 10,000 bundles

Summary of the information used for the evaluation	<p>Possibility that the pest could become associate with the commodity <i>C. baileyi</i> deutogynes hibernate mainly in small, permanently dormant buds and under the loose bark of spurs and around buds on 1-year-old shoots. <i>Malus domestica</i> is a host of the pest and the species can complete its life cycle on this host; however sometimes, this species is vagrant surviving on the leaves. The most possible way to spread is through the introduction of plant materials, as the mite can be found in buds, even in resting ones. There is no reference in the literature regarding the possibility of fruit being a pathway. There are no data on the active dispersal capacity of the pest. It is present in Turkey with some details on its distribution; however, there is no <i>C. baileyi</i> pest-free area in Turkey.</p> <p>Measures taken against the pest and their efficacy The relevant proposed measures are: (i) Inspection, certification and surveillance, (ii) Roguing and pruning, (iii) Pesticide application, (iv) Natural biological control, (v) Refrigeration and (vi) Pre-consignment inspection.</p> <p>Interception records There are no records of interceptions from Turkey.</p> <p>Shortcomings of current measures/procedures Visual inspection especially in the case of low infestations without using an adequate magnification considering the tiny size of the individuals both adults and juveniles. Phytoseiid species are reported preying on this species. They can be present in the environment though no details are provided in the dossier. Chemical applications can affect biological control agents. Some of the pesticides listed in the dossier might be effective against the mite, specifically acrinathrin and abamectin. However, no details are given on the pesticide application schedule and on the application methods. Low storage temperature can prevent or slow down the development of the pest but will not eliminate it.</p> <p>Main uncertainties</p> <ul style="list-style-type: none"> – It is unclear whether the pesticides are applied on a calendar basis or following ad hoc application as function of pest presence, or both – Screening of certified material for this pest could not ensure pest absence because of the tiny size of the individuals both adults and juveniles
---	--

5.3.2. Overview of the evaluation of *Cenopalpus irani* (in bundles of all the commodity types)

Rating of the likelihood of pest freedom	Pest free with some exceptional cases (based on the Median)				
	5%	25%	Median	75%	95%
Percentile of the distribution					
Proportion of pest-free bundles	9,952 out of 10,000 bundles	9,968 out of 10,000 bundles	9,980 out of 10,000 bundles	9,990 out of 10,000 bundles	9,999 out of 10,000 bundles
Proportion of infested bundles	1 out of 10,000 bundles	10 out of 10,000 bundles	20 out of 10,000 bundles	32 out of 10,000 bundles	48 out of 10,000 bundles
Summary of the information used for the evaluation	<p>Possibility that the pest could become associate with the commodity <i>Cenopalpus irani</i> is phytophagous, and has been reported on apple, pear, olive, walnut, quince, grapevine, sour cherry, plum, peach, fig and pistachio. It is widely distributed in apple orchards and one of the most important tenuipalpid pests on apple in Iran. <i>C. irani</i> feeds on stems, fruits, flowers and leaves, often on the lower surface.</p>				

	<p>Possible pathways of entry for <i>C. irani</i> are plants for planting since these mites overwinter in branches. It can spread by wind currents and longer distance dispersion can occur by transportation of planting material. It is reported as present in Turkey with no further details on its distribution.</p> <p>Measures taken against the pest and their efficacy The relevant proposed measures are: (i) Inspection, certification and surveillance, (ii) Cleaning and disinfection of facilities, tools and machinery, (iii) Roguing and pruning, (iv) Pesticide application, (v) Natural biological control, (vi) Refrigeration and (vii) Pre-consignment inspection.</p> <p>Interception records There are no records of interceptions from Turkey.</p> <p>Shortcomings of current measures/procedures Potential <i>C. irani</i> infestations might be overlooked by visual inspection especially in the case of low infestations without using an adequate magnification considering the tiny size of the individuals both adults (ca. 0.3 mm length) and juveniles (ca. 0.2 mm length). The main predators in apple orchards belong to the families Phytoseiidae and Stigmaeidae. They can be present in the environment though no details are provided in the dossier. Some of the pesticides listed in the dossier might be effective against the mite, specifically acrinathrin and abamectine. However, no details are given on the pesticide application schedule and on the application methods. Low storage temperature can prevent or slow down the development of the pest but will not eliminate it.</p> <p>Main uncertainties</p> <ul style="list-style-type: none"> • It is unclear whether the pesticides are applied on a calendar basis or following ad hoc application as function of pest presence, or both • Screening of certified material for this pest could not ensure pest absence because of the tiny size of the individuals both adults and juveniles
--	---

5.3.3. Overview of the evaluation of *Cicadatra persica* (in bundles of all the commodity types)

Rating of the likelihood of pest freedom	Almost always pest free (based on the Median)				
Percentile of the distribution	5%	25%	Median	75%	95%
Proportion of pest-free plants	9,999 out of 10,000 bundles	9999.3 out of 10,000 bundles	9999.5 out of 10,000 bundles	9999.8 out of 10,000 plants	9999.9 out of 10,000 bundles
Proportion of infested plants	0.1 out of 10,000 bundles	0.2 out of 10,000 bundles	0.5 out of 10,000 bundles	0.7 out of 10,000 bundles	1 out of 10,000 bundles
Summary of the information used for the evaluation	<p>Possibility that the pest could become associate with the commodity The only host reported is <i>Malus domestica</i>. Eggs are laid in small twigs and nymphs feed on the roots.</p> <p>Measures taken against the pest and their efficacy The relevant proposed measures are: (i) Inspection, certification and surveillance, (ii) Roguing and pruning, (iii) Pesticide application, (iv) Refrigeration and (v) Pre-consignment inspection.</p> <p>Interception records In the EUROPHYT/TRACES NT database, there are no interceptions of <i>C. persica</i> on plants for planting from Turkey.</p> <p>Shortcomings of current measures/procedures Visual detection of pest presence is difficult, due to egg laying inside stems and small branches. This causes twigs to split and die, causing a symptom</p>				

	<p>called flagging which is also due to other pests. To confirm that a plant is infested by <i>C. persica</i> and not by another pests, it is essential to identify the species by morphological or molecular analyses.</p> <p>Chemical control of eggs and nymphs is usually not very effective because the eggs are laid inside tissue and the nymphs stay in the soil.</p> <p>No details are given on which pesticides are applied from those listed in Dossier, Section 2.0 on the pesticide application schedule and on the application methods.</p> <p>Low temperatures can slow down its development but not kill the insect.</p> <p>Main uncertainties</p> <ul style="list-style-type: none"> – Eggs can be overlooked. – Symptoms may be misclassified with other pests. – The insecticide applications are not targeted to <i>C. persica</i> and may not be effective.
--	--

5.3.4. Overview of the evaluation of *Didesmococcus unifasciatus* (in bundles of all the commodity types)

Rating of the likelihood of pest freedom	Pest free with some exceptional cases (based on the Median)				
Percentile of the distribution	5%	25%	Median	75%	95%
Proportion of pest-free plants	9,973 out of 10,000 bundles	9,980 out of 10,000 bundles	9,987 out of 10,000 bundles	9,993 out of 10,000 plants	9,998 out of 10,000 bundles
Proportion of infested plants	2 out of 10,000 bundles	7 out of 10,000 bundles	13 out of 10,000 bundles	20 out of 10,000 bundles	27 out of 10,000 bundles
Summary of the information used for the evaluation	<p>Possibility that the pest could become associate with the commodity</p> <p>The pest has been recorded from various <i>Rosaceae</i>, including <i>Malus</i>, <i>Prunus</i> and from <i>Ficus</i> and <i>Ulmus</i>. Females lay several thousand eggs during spring. The emerging crawlers feed for several weeks and enter a summer diapause.</p> <p>Measures taken against the pest and their efficacy</p> <p>The relevant proposed measures are: (i) Inspection, certification and surveillance, (ii) Roguing and pruning, (iii) Pesticide application, (iv) Refrigeration and (v) Pre-consignment inspection.</p> <p>Interception records</p> <p>In the EUROPHYT/TRACES NT database, there are no records of interceptions from Turkey.</p> <p>Shortcomings of current measures/procedures</p> <p><i>D. unifasciatus</i> is not on the list of harmful organisms monitored or tested for their presence on plants intended for planting in Turkey. The undetected presence of this pest during inspections may contribute its spread. The pesticides listed in the additional information provided by the third country though targeting other pests may be effective in controlling <i>D. unifasciatus</i>; however, no details are available on the timing and number of treatments.</p> <p>Main uncertainties</p> <ul style="list-style-type: none"> – The distribution and the pressure of the pest in the surrounding/growing area as a result of lack of specific monitoring/official surveys. – No data are provided on the timing and number of pesticide applications 				

5.3.5. Overview of the evaluation of *Euzophera semifuneralis* (in bundles of all the commodity types)

Rating of the likelihood of pest freedom	Pest free with some exceptional cases (based on the Median)				
Percentile of the distribution	5%	25%	Median	75%	95%
Proportion of pest-free plants	9,979 out of 10,000 bundles	9,986 out of 10,000 bundles	9,992 out of 10,000 bundles	9,996 out of 10,000 plants	9,999 out of 10,000 bundles
Proportion of infested plants	1 out of 10,000 bundles	4 out of 10,000 bundles	8 out of 10,000 bundles	14 out of 10,000 bundles	21 out of 10,000 bundles
Summary of the information used for the evaluation	<p>Possibility that the pest could become associate with the commodity <i>Euzophera semifuneralis</i> is a polyphagous pest feeding on 16 families and 22 genera. The pest is reported from the provinces of Adana and Osmaniye on pomegranate. Due to its polyphagous nature, the pest can be present in the surrounding environment of the nurseries, especially if pomegranate is present. Plants are grown in the open field. The pest can enter the production fields by flying. <i>Juglans regia</i> is reported as host. <i>Euzophera semifuneralis</i> overwinters as mature larva in a typical white silken cocoon under the bark. Young trees and saplings may also be infested.</p> <p>Measures taken against the pest and their efficacy The relevant proposed measures are: (i) Inspection, certification and surveillance, (ii) Roguing and pruning, (iii) Pesticide application, (iv) Refrigeration and (v) Pre-consignment inspection.</p> <p>Interception records In the EUROPHYT/TRACES NT database, there are no records of interceptions from Turkey.</p> <p>Shortcomings of current measures/procedures <i>E. semifuneralis</i> is not on the list of harmful organisms monitored or tested for their presence on plants intended for planting in Turkey. The undetected presence of this pest during inspections may contribute its spread. The pesticides listed in the additional information provided by the third country though targeting other pests may be effective in controlling <i>E. semifuneralis</i>; however, no details are available on the timing and number of treatments.</p> <p>Main uncertainties</p> <ul style="list-style-type: none"> • The distribution and the pressure of the pest in the surrounding/growing area as a result of lack of specific monitoring/official surveys. • No data are provided on the timing and number of pesticide applications. 				

5.3.6. Overview of the evaluation of *Diplodia bulgarica* (in bundles of all the commodity types)

Rating of the likelihood of pest freedom	Extremely frequently pest free (based on the Median)				
Percentile of the distribution	5%	25%	Median	75%	95%
Proportion of pest-free plants	9,863 out of 10,000 bundles	9,900 out of 10,000 bundles	9,935 out of 10,000 bundles	9,965 out of 10,000 bundles	9,991 out of 10,000 bundles
Proportion of infested plants	9 out of 10,000 bundles	35 out of 10,000 bundles	65 out of 10,000 bundles	100 out of 10,000 bundles	137 out of 10,000 bundles
Summary of the information used for the evaluation	<p>Possibility that the pest could become associate with the commodity <i>D. bulgarica</i> was detected for the first time in 2021 in <i>M. domestica</i> in Turkey. It causes a severe canker disease on <i>M. domestica</i> in several other countries. It is possible that local populations of <i>D. bulgarica</i> are present in the neighbouring environment of the nursery with plants destined for export.</p>				

	<p>Measures taken against the pest and their efficacy The primary measures taken in Turkey that would be effective against <i>D. bulgarica</i> include the use of certified material, regular inspections and the use of pesticides.</p> <p>Interception records There are no records of interceptions from Turkey.</p> <p>Shortcomings of current measures/procedures There are no main shortcomings.</p> <p>Main uncertainties Pest pressure and the proximity of population sources in the surrounding environment is unknown. Efficacy of surveillance of the nursery and mother plants is not known.</p>
--	---

5.3.7. Overview of the evaluation of *Hoplolaimus galeatus* (in bundles of rooted plants)

Rating of the likelihood of pest freedom	Pest free with few exceptional cases (based on the Median)				
Percentile of the distribution	5%	25%	Median	75%	95%
Proportion of pest-free bundles	9,982 out of 10,000 bundles	9,988 out of 10,000 bundles	9,992 out of 10,000 bundles	9,996 out of 10,000 bundles	9,999 out of 10,000 bundles
Proportion of infested bundles	1 out of 10,000 bundles	4 out of 10,000 bundles	8 out of 10,000 bundles	12 out of 10,000 bundles	18 out of 10,000 bundles
Summary of the information used for the evaluation	<p>Possibility that the pest/pathogen could enter exporting nurseries <i>Hoplolaimus galeatus</i> is a polyphagous, migratory endoparasite that occurs in both soil and roots and feeds on the cortical and vascular tissue of host plants. It can also be found as an ectoparasite. The nematode is widely distributed in the USA and parasitises various crops, grasses and woody plants. It has also been found in Canada, Sumatra, India, Tanzania, Central and South America, Pakistan, Australia, Spain and Turkey. <i>H. galeatus</i> is a serious pest in native lawns and golf courses and can also be very damaging to many crops, such as cotton, soybean, alfalfa and corn. It has also been reported as a problem in some orchards (apple, cherry and peach trees) in Michigan, USA. In Turkey, <i>H. galeatus</i> has been found on sweet chestnut, cowpea, sesame, vegetable, kidney bean, plum, peach, olive, sunflower and apple. According to data available, the nematode has been reported in four regions (Antalya, Isparta, Sinop, Eskisehir). So far, no epidemics or economic losses have been reported in Turkey. The main pathways of this nematode are infested plants for planting, contaminated water, soil and growing media as such or attached to plants, agricultural machinery, tools and shoes. This nematode can be found in the roots of apple plants or other host plants in the environment and infest the commodity mainly through human-assisted dispersal.</p> <p>Measures taken against the pest/pathogen and their efficacy The relevant proposed measures are: (i) Inspection, certification and surveillance, (ii) Sampling and laboratory testing, (iii) Selection of production sites, (iv) Removal of soil from roots (washing) and (v) Pre-consignment inspection.</p> <p>Interception records There are no records of interceptions from Turkey.</p> <p>Shortcomings of current measures/procedures Lance nematodes (<i>Hoplolaimus</i> spp.) are not on the list of harmful organisms systematically monitored or tested for their presence on plants intended for planting in Turkey. Soil and plants are tested in the laboratory</p>				

	<p>only for the presence of root-knot and virus vector nematodes, but not for the presence of <i>Hoplolaimus</i> spp. The undetected presence of this nematode during inspections may contribute to the spread of <i>H. galeatus</i> infection. In addition, pre-export root washing does not reduce the risk of nematode infestation in plants intended for planting that are infested with lance nematodes (migratory endoparasites).</p> <p>Main uncertainties</p> <ul style="list-style-type: none"> • Soil is laboratory tested only for the presence of root-knot and virus vector nematodes, but not for the presence of <i>Hoplolaimus</i> spp. • Symptoms caused by <i>H. galeatus</i> may be overlooked. • Presence of <i>H. galeatus</i> cannot be detected. • Root washing does not reduce the risk of nematodes (migratory endoparasites) infestation in plants intended for planting.
--	--

5.3.8. Overview of the evaluation of *Lopholeucaspis japonica*

Rating of the likelihood of pest freedom	Pest free with some exceptional cases – rooted plants (based on the Median)				
	Pest free with few exceptional cases – scions and budwoods (based on the Median)				
Percentile of the distribution	5%	25%	Median	75%	95%
Proportion of pest-free bundles (rooted plants)	9,956 out of 10,000 bundles	9,971 out of 10,000 bundles	9,985 out of 10,000 bundles	9,993 out of 10,000 bundles	9,999 out of 10,000 bundles
Proportion of infested bundles (rooted plants)	1 out of 10,000 bundles	7 out of 10,000 bundles	15 out of 10,000 bundles	29 out of 10,000 bundles	44 out of 10,000 bundles
Proportion of pest-free bundles (scions and budwood)	9,978 out of 10,000 bundles	9,986 out of 10,000 bundles	9,982 out of 10,000 bundles	9996.5 out of 10,000 bundles	9999.5 out of 10,000 bundles
Proportion of infested bundles (scions and budwood)	0.5 out of 10,000 bundles	3.5 out of 10,000 bundles	8 out of 10,000 bundles	14 out of 10,000 bundles	22 out of 10,000 bundles
Summary of the information used for the evaluation	<p>Possibility that the pest could become associated with the commodity</p> <p><i>Lopholeucaspis japonica</i> is a polyphagous armoured scale that feeds on plants belonging to 38 families, with <i>Malus domestica</i> being reported as a host. Crawlers can be dispersed by wind or insects (ants, flies and ladybirds), occasionally also by human transport. Plants for planting and cut branches are reported as possible pathways. It is present in Turkey. It was recorded on <i>Citrus</i> spp. Up to date, there is no record on apple in Turkey. It was detected in the Black Sea region (Artvin, Giresun, Ordu, Samsun, Trabzon, Rize provinces); however, there is no <i>L. japonica</i> pest-free area in Turkey.</p> <p>Measures taken against the pest and their efficacy</p> <p>The relevant proposed measures are: (i) Inspection, certification and surveillance, (ii) Roguing and pruning, (iii) Pesticide application, (iv) Natural biological control, (v) Refrigeration and (vi) Pre-consignment inspection.</p> <p>Interception records</p> <p>There are no records of interceptions from Turkey.</p> <p>Shortcomings of current measures/procedures</p> <p>Low initial infestations might be overlooked and macroscopic misidentification is possible. Chemical applications can affect biological control agents. Chemicals are applied targeting mainly crawlers; however, no details are given on which pesticides are applied from those listed in Dossier, Section 2.0, on the pesticide application schedule and on the application methods. Low storage temperature can prevent or slow down the development of the pest but will not eliminate it.</p>				

	<p>Main uncertainties</p> <ul style="list-style-type: none"> – No records of <i>L. japonica</i> on <i>Malus</i> are available. – It is unclear whether the pesticides are applied on a calendar basis or following ad hoc application as function of pest presence, or both – Screening of certified material for this pest could not ensure pest absence because young stages can be difficult to detect. – The pest was detected in the Black Sea region; however, no pest-free area is determined in Turkey.
--	--

5.3.9. Overview of the evaluation of *Maconellicoccus hirsutus* (in bundles of all the commodity types)

Rating of the likelihood of pest freedom	Pest free with some exceptional cases (based on the Median)				
Percentile of the distribution	5%	25%	Median	75%	95%
Proportion of pest-free plants	9,973 out of 10,000 bundles	9,980 out of 10,000 bundles	9,987 out of 10,000 bundles	9,993 <u>out</u> of 10,000 plants	9,998 out of 10,000 bundles
Proportion of infested plants	2 out of 10,000 bundles	7 out of 10,000 bundles	13 out of 10,000 bundles	20 out of 10,000 bundles	27 out of 10,000 bundles
Summary of the information used for the evaluation	<p>Possibility that the pest could become associate with the commodity</p> <p>In its native range as well as in the newly invaded areas, <i>M. hirsutus</i> causes economic damage to many crops. It has a high reproductive rate and can produce up to 15 generations per year (EPPO, 2005). It reproduces amphigonically, though some earlier works reported parthenogenetic or a mix of amphigonical and parthenogenetic reproduction. Each female lays 150–600 eggs in an ovisac attached to the plant surface, on twigs, branches, bark, bark crevices, leaves and terminal ends.</p> <p>The main pathway of this pest is infested plants for planting. Being the species polyphagous, it can be present on other host plants in the environment and infest the commodity through human-assisted and natural dispersal.</p> <p>Measures taken against the pest and their efficacy</p> <p>The relevant proposed measures are: (i) Inspection, certification and surveillance, (ii) Roguing and pruning, (iii) Sampling and laboratory testing, (iv) Pesticide application, (v) Refrigeration and (vi) Pre-consignment inspection.</p> <p>Interception records</p> <p>There are no records of interceptions from Turkey.</p> <p>Shortcomings of current measures/procedures</p> <p><i>M. hirsutus</i> is not on the list of harmful organisms monitored or tested for their presence on plants intended for planting in Turkey. The undetected presence of this pest during inspections may contribute its spread. The pesticides listed in the additional information provided by the third country though targeting other pests may be effective in controlling <i>M. hirsutus</i>; however, no details are available on the timing and number of treatments.</p> <p>Main uncertainties</p> <ul style="list-style-type: none"> • The distribution and the pressure of the pest in the surrounding/growing area as a result of lack of specific monitoring/official surveys.. • No data are provided on the timing and number of pesticide applications. 				

5.3.10. Overview of the evaluation of *Malacosoma parallela* (in bundles of all the commodity types)

Rating of the likelihood of pest freedom	Almost always pest free (based on the Median)				
Percentile of the distribution	5%	25%	Median	75%	95%
Proportion of pest-free bundles	9,991 out of 10,000 bundles	9,994 out of 10,000 bundles	9,996 out of 10,000 bundles	9,998 out of 10,000 bundles	10,000 out of 10,000 bundles
Proportion of infested bundles	0 out of 10,000 bundles	2 out of 10,000 bundles	4 out of 10,000 bundles	6 out of 10,000 bundles	9 out of 10,000 bundles
Summary of the information used for the evaluation	<p>Possibility that the pest could become associate with the commodity <i>M. parallela</i> is extremely polyphagous and causes most damage in its native range to <i>Quercus</i> spp., <i>Prunus</i> spp. and <i>Malus</i> spp. Significant damage also occurs on various other woody species, including many native species of Central Asia. <i>Malacosoma parallela</i> is present in Turkey, with no further details on its distribution. <i>M. parallela</i> can spread by flights of adult moths. All stages of the life cycle can be transported on host plants moving in trade, particularly plants for planting and cut branches. Eggs, larvae and pupae (cocoons) may be associated with wood carrying bark and may be present as contaminants on other commodities.</p> <p>Measures taken against the pest and their efficacy The relevant proposed measures are: (i) Inspection, certification and surveillance, (ii) Roguing and pruning, (iii) Pesticide application, (iv) Natural biological control, (v) Refrigeration and (vi) Pre-consignment inspection.</p> <p>Interception records There are no records of interceptions of <i>M. domestica</i> plants for planting from Turkey.</p> <p>Shortcomings of current measures/procedures Egg masses might be overlooked by non-trained personnel. Some of the pesticides listed in the dossier might be effective against the moth. However, no details are given on which pesticides are applied from those listed in Dossier, Section 2.0, on the pesticide application schedule and on the application methods. Low temperatures can slow down its development but not kill the insect.</p> <p>Main uncertainties</p> <ul style="list-style-type: none"> – The pest is reported in Turkey with no details on its distribution. – Egg masses might be overlooked by non-trained personnel. – The insecticide applications are not targeted to <i>M. parallela</i> and may not be effective. 				

5.3.11. Overview of the evaluation of *Pochazia shantungensis* (in bundles of all the commodity types)

Rating of the likelihood of pest freedom	Extremely frequently pest free (based on the Median)				
Percentile of the distribution	5%	25%	Median	75%	95%
Proportion of pest-free plants	9,889 out of 10,000 bundles	9,920 out of 10,000 bundles	9,950 out of 10,000 bundles	9,975 out of 10,000 plants	9,995 out of 10,000 bundles
Proportion of infested plants	5 out of 10,000 bundles	25 out of 10,000 bundles	50 out of 10,000 bundles	80 out of 10,000 bundles	111 out of 10,000 bundles

Summary of the information used for the evaluation	<p>Possibility that the pest could become associate with the commodity</p> <p><i>P. shantungensis</i> is present in Turkey near nurseries producing <i>M. domestica</i> (Bursa) and due to its polyphagous nature host plants are widely available in the surrounding environment. <i>P. shantungensis</i> could go through two generations per year as reported for China and one generation/year in Republic of Korea. Adults can spread by flying. Plants are grown in the open field. This pest directly causes damage by sucking plant saps and laying eggs. Indirect damage could be related to sooty mold occurrence on the honeydew produced by the pest, with consequent tree vigour decline. Besides, 1-year-old twigs in which eggs are laid may die as phloem and xylem are destroyed by the ovipositing female. As eggs are mostly laid on young branches, wood is unlikely to be a pathway while they may be associated with cut plant material and may be present as contaminants on other commodities.</p> <p>Measures taken against the pest and their efficacy</p> <p>The relevant proposed measures are: (i) Inspection, certification and surveillance, (ii) Roguing and pruning, (iii) Sampling and laboratory testing, (iv) Pesticide application, (v) Natural biological control, (vi) Refrigeration and (vii) Pre-consignment inspection.</p> <p>Interception records</p> <p>There are no records of interceptions from Turkey.</p> <p>Shortcomings of current measures/procedures</p> <p>Eggs might be overlooked by non-trained personnel. The undetected presence of this pest during inspections may contribute its spread. The pesticides listed in the additional information provided by the third country though targeting other pests may be effective in controlling <i>P. shantungensis</i>; however, no details are available on the timing and number of treatments. Low temperatures can slow down its development but not kill the insect.</p> <p>Main uncertainties</p> <ul style="list-style-type: none"> – The distribution and the pressure of the pest in the surrounding/growing area as a result of lack of specific monitoring/official surveys. Eggs might be overlooked by non-trained personnel. – No data are provided on the timing and number of pesticide applications.
---	--

5.3.12. Overview of the evaluation of *Pratylenchus loosi* (in bundles of rooted plants)

Rating of the likelihood of pest freedom	Almost always pest free (based on the Median)				
Percentile of the distribution	5%	25%	Median	75%	95%
Proportion of pest-free bundles	9,996 out of 10,000 bundles	9,997 out of 10,000 bundles	9,998 out of 10,000 bundles	9,999 out of 10,000 bundles	10,000 out of 10,000 bundles
Proportion of infested bundles	0 out of 10,000 bundles	1 out of 10,000 bundles	2 out of 10,000 bundles	3 out of 10,000 bundles	4 out of 10,000 bundles
Summary of the information used for the evaluation	<p>Possibility that the pest/pathogen could enter exporting nurseries</p> <p><i>Pratylenchus loosi</i> is a polyphagous, migratory endoparasite found in both soil and roots. It is considered the most serious pest of tea in Sri Lanka and many other tea-producing countries including India, Japan, Korea, Taiwan, Iran and Russia. Yield reduction can range from 4 to 40%. Damage is greater in young infested tea plantations and nurseries where damage of 60–100% may occur if adequate control measures are not taken. This nematode has also been found on several important crops such as apples, oranges, pears, potatoes, eggplants, wheat, lentils, pasture grasses, coffee, cabbage and bananas.</p>				

	<p>In Turkey, <i>P. loosi</i> has been reported from limited areas in very low populations in potato, eggplant, wheat and lentils but has not been found on apples. According to the available information, the nematode has been reported on cultivated plants in Turkey in two regions (Sanliurfa, Ankara). So far, no epidemics or economic losses have been reported in Turkey, but uncertainties exist due to lack of data from official monitoring surveys and reports of problems caused by this nematode in Turkish apple production. The main pathways of this nematode are infested plants for planting, contaminated water, soil and growing media as such or attached to plants, agricultural machinery, tools and shoes. This nematode may be present in the roots of apple plants or other host plants found in the environment and may infest the commodity mainly through human-assisted dispersal.</p> <p>Measures taken against the pest/pathogen and their efficacy The relevant proposed measures are: (i) Inspection, certification and surveillance, (ii) Sampling and laboratory testing, (iii) Selection of production sites, (iv) Removal of soil from roots (washing) and (v) Pre-consignment inspection.</p> <p>Interception records There are no records of interceptions from Turkey.</p> <p>Shortcomings of current measures/procedures Root-lesion nematodes (<i>Pratylenchus</i> spp.) are not on the list of harmful organisms systematically monitored or tested for their presence on plants intended for planting in Turkey. Soil and plants are tested in the laboratory only for the presence of root-knot and virus vector nematodes, but not for the presence of <i>Pratylenchus</i> spp. The undetected presence of this nematode during inspections may contribute to the spread of <i>P. loosi</i> infection. In addition, pre-export root washing does not reduce the risk of nematode infestation in plants intended for planting that are infested with root lesion nematodes (migratory endoparasites).</p> <p>Main uncertainties</p> <ul style="list-style-type: none"> • Soil is laboratory tested only for the presence of root-knot and virus vector nematodes, but not for the presence of <i>Pratylenchus</i> spp. • Symptoms caused by <i>P. loosi</i> may be overlooked. • Presence of <i>P. loosi</i> is not easy to be detected. • Root washing does not reduce the risk of nematodes (migratory endoparasites) infestation in plants intended for planting.
--	---

5.3.13. Overview of the evaluation of *Pyrolachnus pyri* (in bundles of all the commodity types)

Rating of the likelihood of pest freedom	Pest free with some exceptions (based on the Median)				
Percentile of the distribution	5%	25%	Median	75%	95%
Proportion of pest-free plants	9,964 out of 10,000 bundles	9,975 out of 10,000 bundles	9,985 out of 10,000 bundles	9,992 out of 10,000 bundles	9,998 out of 10,000 bundles
Proportion of infested plants	2 out of 10,000 bundles	8 out of 10,000 bundles	15 out of 10,000 bundles	25 out of 10,000 bundles	36 out of 10,000 bundles
Summary of the information used for the evaluation	<p>Possibility that the pest could become associate with the commodity The pest is reported on <i>Malus domestica</i>. Eggs are laid on branches where nymphs and adults also feed.</p> <p>Measures taken against the pest and their efficacy The relevant proposed measures are: (i) Inspection, certification and surveillance, (ii) Roguing and pruning, (iii) Pesticide application, (iv) Refrigeration and (v) Pre-consignment inspection.</p>				

	<p>Interception records There are no records of interceptions from Turkey.</p> <p>Shortcomings of current measures/procedures Visual detection of pest adults and nymphs is not difficult, though eggs laid on branches can be overlooked. No details are given on which pesticides are applied from those listed in Dossier, Section 2.0, on the pesticide application schedule and on the application methods. Low temperatures can slow down its development but not kill the insect.</p> <p>Main uncertainties</p> <ul style="list-style-type: none"> • Eggs can be overlooked. • Symptoms (i.e. honeydew and sooty moulds) may be misclassified with other pests. • The insecticide applications are not targeted to <i>P. pyri</i> and may not be effective.
--	--

5.3.14. Overview of the evaluation of *Tomato ringspot virus* (in bundles of all the commodity types)

Rating of the likelihood of pest freedom	Almost always pest free (based on the Median)				
Percentile of the distribution	5%	25%	Median	75%	95%
Proportion of pest-free bundles	9,991 out of 10,000 bundles	9,994 out of 10,000 bundles	9,996 out of 10,000 bundles	9,999 out of 10,000 bundles	10,000 out of 10,000 bundles
Proportion of infested bundles	0 out of 10,000 bundles	1 out of 10,000 bundles	4 out of 10,000 bundles	6 out of 10,000 bundles	9 out of 10,000 bundles
Summary of the information used for the evaluation	<p>Possibility that the pest/pathogen could enter exporting nurseries ToRSV has a wide host range, including herbaceous and woody plant species. Its occurrence in Turkey is restricted to four provinces/regions, where ToRSV has been found in some cultivated plant species. The dispersal range of ToRSV infection by natural processes appears to be constrained, as the nematode-vector species of the <i>Xiphinema americanum</i> group have not been reported recently in Turkey.</p> <p>Measures taken against the pest/pathogen and their efficacy Only certified class plant material is used at the production areas, and quarantine practices are carried out in accordance with the 'Seedling Certification Regulation' and 'Regulation on the Registration of Plant Passports and Operators'.</p> <p>Interception records There are no records of interceptions of <i>M. domestica</i> plants for planting from Turkey due to the presence of ToRSV.</p> <p>Shortcomings of current measures/procedures Details on the inspections and surveillance to detect ToRSV.</p> <p>Main uncertainties The certification process/status of the material. ToRSV dispersal by other nematode species is unknown and by other means (seeds or pollen to the mother plant) are unclear in woody plants. The extent of the inspections to detect ToRSV infections is unknown.</p>				

5.3.15. Outcome of Expert Knowledge Elicitation

Table 7 and Figure 4 show the outcome of the EKE regarding pest freedom after the evaluation of the proposed risk mitigation measures for all the evaluated pests.

Figure 5 provides an explanation of the descending distribution function describing the likelihood of pest freedom after the evaluation of the proposed risk mitigation measures for *Malus domestica* trees designated for export to the EU for *Diplodia bulgarica*.

Table 7: Assessment of the likelihood of pest freedom following evaluation of current risk mitigation measures against *Calepitrimerus baileyi*, *Cenopalpus irani*, *Cicadatra persica*, *Didesmococcus unifasciatus*, *Diplodia bulgarica*, *Euzophera semifuneralis*, *Hoplomaimus galeatus*, *Lopholeucaspis japonica*, *Maconellicoccus hirsutus*, *Malacosoma parallela*, *Pochazia shantungensis*, *Pratylenchus loosi*, *Pyrolachnus pyri* and tomato ringspot virus on *Malus domestica* plants designated for export to the EU. In panel A, the median value for the assessed level of pest freedom for each pest is indicated by 'M', the 5% percentile is indicated by L, and the 95% percentile is indicated by U. The percentiles together span the 90% uncertainty range regarding pest freedom. The pest freedom categories are defined in panel B of the table

Number	Group*	Pest species	Sometimes pest free	More often than not pest free	Frequently pest free	Very frequently pest free	Extremely frequently pest free	Pest free with some exceptional cases	Pest free with few exceptional cases	Almost always pest free
1		<i>Calepitrimerus baileyi</i>						LM		U
2		<i>Cenopalpus irani</i>						LM		U
3		<i>Cicadatra persica</i>								LMU
4		<i>Didesmococcus unifasciatus</i>						LM		U
5		<i>Diplodia bulgarica</i>				L	M		U	
6		<i>Euzophera semifuneralis</i>						L	M	U
7		<i>Hoplomaimus galeatus</i> , rooted plants						L	M	U
8		<i>Lopholeucaspis japonica</i> , plant material						L	M	U
9		<i>Lopholeucaspis japonica</i> , rooted plants						LM		U
10		<i>Maconellicoccus hirsutus</i>					L	M		U
11		<i>Malacosoma parallela</i>							L	MU
12		<i>Pochazia shantungensis</i>				L	M		U	
13		<i>Pratylenchus loosi</i> , rooted plants								LMU

Number	Group*	Pest species	Sometimes pest free	More often than not pest free	Frequently pest free	Very frequently pest free	Extremely frequently pest free	Pest free with some exceptional cases	Pest free with few exceptional cases	Almost always pest free
14		Pyrolachnus pyri						LM		U
15		Tomato Ringspot virus							L	MU

PANEL A

Pest freedom category		Pest-free plants out of 10,000
	Sometimes pest free	≤ 5,000
	More often than not pest free	5,000 – ≤ 9,000
	Frequently pest free	9,000 – ≤ 9,500
	Very frequently pest free	9,500 – ≤ 9,900
	Extremely frequently pest free	9,900 – ≤ 9,950
	Pest free with some exceptional cases	9,950 – ≤ 9,990
	Pest free with few exceptional cases	9,990 – ≤ 9,995
	Almost always pest free	9,995 – ≤ 10,000

Legend of pest freedom categories

L	Pest freedom category includes the elicited lower bound of the 90% uncertainty range.
M	Pest freedom category includes the elicited median.
U	Pest freedom category includes the elicited upper bound of the 90% uncertainty range.

PANEL B

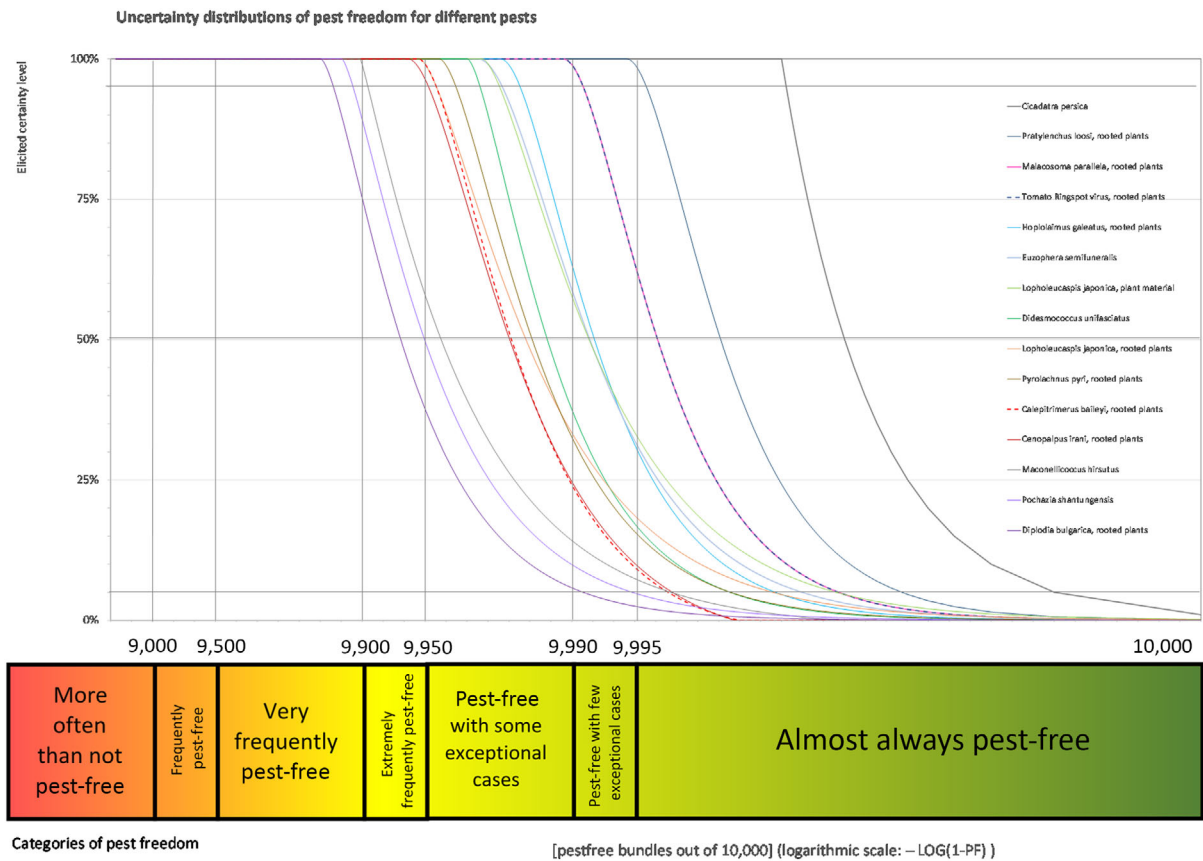


Figure 4: Elicited certainty (y-axis) of the number of pest-free *Malus domestica* bundles (x-axis; log-scaled) out of 10,000 plants designated for export to the EU from Turkey for all evaluated pests visualised as descending distribution function. Horizontal lines indicate the percentiles (starting from the bottom 5%, 25%, 50%, 75%, 95%). The Panel is 95% confident that 9,956, 9,952, 9,999, 9,863, 9,982, 9,956, 9,991, 9,996, 9,964 and 9,991 or more bundles per 10,000 will be free from *Calepitrimerus baileyi*, *Cenopalpus irani*, *Cicadatra persica*, *Didesmococcus unifasciatus*, *Euzophera semifuneralis*, *Diplodia bulgarica*, *Hoplolaimus galeatus*, *Lopholeucaspis japonica*, *Maconellicoccus hirsutus*, *Malacosoma parallela*, *Pochazia shantungensis*, *Pratylenchus loosi*, *Pyrolachnus pyri* and *Tomato ringspot virus*, respectively

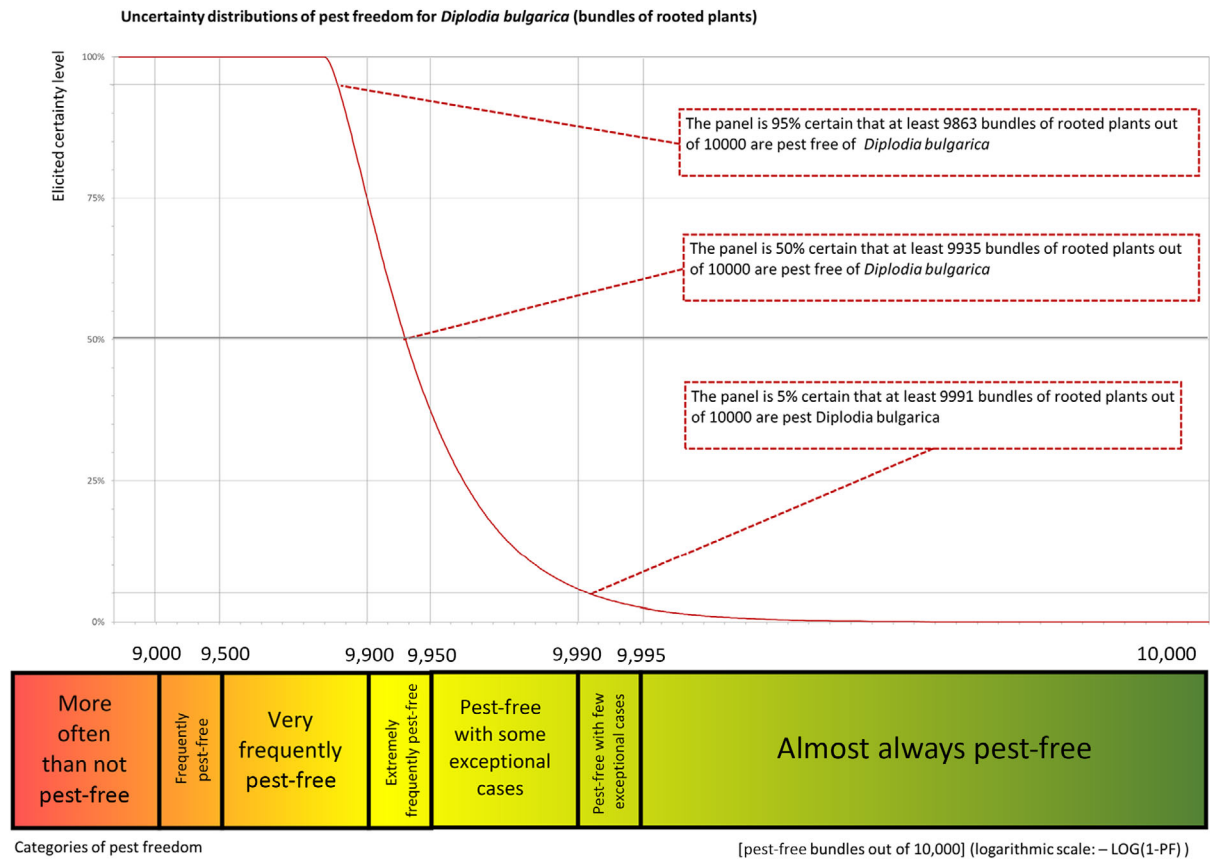


Figure 5: Explanation of the descending distribution function describing the likelihood of pest freedom after the evaluation of the proposed risk mitigation measures for plants designated for export to the EU based on the example of *Diplodia bulgarica*

5.4. Evaluation of the application of specific measures in the Turkey

Annex X of the Commission Implementing Regulation (EU) 2019/2072 specifies a list of plants, plant products and other objects, originating from third countries and the corresponding special requirements for their introduction into the Union territory or Protected Zones. According to the above-mentioned annexes, special measures are required for the import of the commodity from Turkey related to *Erwinia amylovora*.

According to Commission Implementing Decision (EU) 2012/138, special measures are in place for import of *Malus domestica* plants with respect to *Anoplophora chinensis*.

The evaluation of the specific measures is specified in Table 8.

Table 8: Evaluation of specific measures regarding *Erwinia amylovora* and *Anoplophora chinensis* which are in place for the import of the commodities from Turkey

Pest name	Point	Evaluation of specific measure to be implemented
<i>Erwinia amylovora</i>	Commission Implementing Regulation (EU) 2019/2072, Annex X, item 9	Based on the information provided in the dossier, including the supplementary information, the exporting country does not meet the specific requirements for a certificate regarding <i>Erwinia amylovora</i> . There is no official pest-free area nor is there a buffer zone as specified in the legislation.
<i>Anoplophora chinensis</i>	Commission Implementing Decision (EU) 2012/138, Annex I	Based on the information provided in the dossier, including the supplementary information, the exporting country does meet the requirement for a certificate regarding <i>Anoplophora chinensis</i> for plant for planting

Pest name	Point	Evaluation of specific measure to be implemented
		that originates from Turkish provinces other than Istanbul. This insect has a limited distribution, and it is present and under eradication only in Istanbul province.

6. Conclusions

There are 17 pests identified to be present in Turkey and considered to be potentially associated with bare-rooted rootstocks and grafted plants of *Malus domestica* imported from Turkey and relevant for the EU.

For *Erwinia amylovora*, the exporting country does not meet the specific requirements for a certificate regarding this pest.

For *Anoplophora chinensis*, the exporting country does meet the requirement for a certificate regarding for plant for planting that originates from Turkish provinces other than Istanbul.

For the remaining pests (*Calepitrimerus baileyi*, *Cenopalpus irani*, *Cicadatra persica*, *Didesmococcus unifasciatus*, *Euzophera semifuneralis*, *Diplodia bulgarica*, *Lopholeucaspis japonica*, *Maconellicoccus hirsutus*, *Malacosoma parallela*, *Pochazia shantungensis*, *Pyrolachnus pyri* and tomato ringspot virus), the likelihood of pest freedom after the evaluation of the proposed risk mitigation measures for bare-rooted rootstocks, grafted plants, budwood and scions of *Malus domestica* designated for export to the EU was estimated. For *Hopломaimus galeatus* and *Pratylenchus loosi*, the likelihood of pest freedom after the evaluation of the proposed risk mitigation measures for bare-rooted rootstocks of *Malus domestica* designated for export to the EU was estimated.

For *Calepitrimerus baileyi*, the likelihood of pest freedom following evaluation of current risk mitigation measures was estimated as 'Pest free with some exceptional cases' with the 90% uncertainty range reaching from 'Pest free with some exceptional cases' to 'Almost always pest free'. The Expert Knowledge Elicitation indicated, with 95% certainty, that between 9,956 and 10,000 units per 10,000 will be free from *Calepitrimerus baileyi*.

For *Cenopalpus irani*, the likelihood of pest freedom following evaluation of current risk mitigation measures was estimated as 'Pest free with some exceptional cases' with the 90% uncertainty range reaching from 'Pest free with some exceptional cases' to 'Almost always pest free'. The Expert Knowledge Elicitation indicated, with 95% certainty, that between 9,952 and 10,000 units per 10,000 will be free from *Cenopalpus irani*.

For *Cicadatra persica*, the likelihood of pest freedom following evaluation of current risk mitigation measures was estimated as 'Almost always pest free' with the 90% uncertainty range reaching from 'Almost always pest free' to 'Almost always pest free'. The Expert Knowledge Elicitation indicated, with 95% certainty, that between 9,999 and 10,000 units per 10,000 will be free from *Cicadatra persica*.

For *Didesmococcus unifasciatus*, the likelihood of pest freedom following evaluation of current risk mitigation measures was estimated as 'Pest free with some exceptional cases' with the 90% uncertainty range reaching from 'Pest free with some exceptional cases' to 'Almost always pest free'. The Expert Knowledge Elicitation indicated, with 95% certainty, that between 9,973 and 10,000 units per 10,000 will be free from *Didesmococcus unifasciatus*.

For *Diplodia bulgarica*, the likelihood of pest freedom following evaluation of current risk mitigation measures was estimated as 'Pest free with some exceptional cases' with the 90% uncertainty range reaching from 'Pest free with some exceptional cases' to 'Almost always pest free'. The Expert Knowledge Elicitation indicated, with 95% certainty, that between 9,863 and 10,000 units per 10,000 will be free from *Diplodia bulgarica*.

For *Euzophera semifuneralis*, the likelihood of pest freedom following evaluation of current risk mitigation measures was estimated as 'Pest free with some exceptional cases' with the 90% uncertainty range reaching from 'Pest free with some exceptional cases' to 'Almost always pest free'. The Expert Knowledge Elicitation indicated, with 95% certainty, that between 9,979 and 10,000 units per 10,000 will be free from *Euzophera semifuneralis*.

For *Hopломaimus galeatus*, the likelihood of pest freedom following evaluation of current risk mitigation measures was estimated as 'Pest free with some exceptional cases' with the 90% uncertainty range reaching from 'Pest free with some exceptional cases' to 'Almost always pest free'. The Expert Knowledge Elicitation indicated, with 95% certainty, that between 9,982 and 10,000 units per 10,000 will be free from *Hopломaimus galeatus*.

For *Lopholeucaspis japonica* (rooted plants), the likelihood of pest freedom following evaluation of current risk mitigation measures was estimated as 'Pest free with some exceptional cases' with the 90% uncertainty range reaching from 'Pest free with some exceptional cases' to 'Almost always pest free'. The Expert Knowledge Elicitation indicated, with 95% certainty, that between 9,956 and 10,000 units per 10,000 will be free from *Lopholeucaspis japonica*.

For *Lopholeucaspis japonica* (scions and budwoods), the likelihood of pest freedom following evaluation of current risk mitigation measures was estimated as 'Pest free with some exceptional cases' with the 90% uncertainty range reaching from 'Pest free with some exceptional cases' to 'Almost always pest free'. The Expert Knowledge Elicitation indicated, with 95% certainty, that between 9,978 and 10,000 units per 10,000 will be free from *Lopholeucaspis japonica*.

For *Maconellicoccus hirsutus*, the likelihood of pest freedom following evaluation of current risk mitigation measures was estimated as 'Pest free with some exceptional cases' with the 90% uncertainty range reaching from 'Pest free with some exceptional cases' to 'Almost always pest free'. The Expert Knowledge Elicitation indicated, with 95% certainty, that between 9,906 and 10,000 units per 10,000 will be free from *Maconellicoccus hirsutus*.

For *Malacosoma parallela*, the likelihood of pest freedom following evaluation of current risk mitigation measures was estimated as 'Almost always pest free' with the 90% uncertainty range reaching from 'Pest free with few exceptional cases' to 'Almost always pest free'. The Expert Knowledge Elicitation indicated, with 95% certainty, that between 9,991 and 10,000 units per 10,000 will be free from *Malacosoma parallela*.

For *Pratylenchus loosi*, the likelihood of pest freedom following evaluation of current risk mitigation measures was estimated as 'Almost always pest free' with the 90% uncertainty range reaching from 'Almost always pest free' to 'Almost always pest free'. The Expert Knowledge Elicitation indicated, with 95% certainty, that between 9,996 and 10,000 units per 10,000 will be free from *Pratylenchus loosi*.

For *Pochazia shantungensis*, the likelihood of pest freedom following evaluation of current risk mitigation measures was estimated as 'Pest free with some exceptional cases' with the 90% uncertainty range reaching from 'Extremely frequently pest free' to 'Almost always pest free'. The Expert Knowledge Elicitation indicated, with 95% certainty, that between 9,989 and 10,000 units per 10,000 will be free from *Pochazia shantungensis*.

For *Pyrolachnus pyri*, the likelihood of pest freedom following evaluation of current risk mitigation measures was estimated as 'Pest free with some exceptional cases' with the 90% uncertainty range reaching from 'Pest free with some exceptional cases' to 'Almost always pest free'. The Expert Knowledge Elicitation indicated, with 95% certainty, that between 9,964 and 10,000 units per 10,000 will be free from *Pyrolachnus pyri*.

For tomato ringspot virus, the likelihood of pest freedom following evaluation of current risk mitigation measures was estimated as 'Almost always pest free' with the 90% uncertainty range reaching from 'Pest free with few exceptional cases' to 'Almost always pest free'. The Expert Knowledge Elicitation indicated, with 95% certainty, that between 9,991 and 10,000 units per 10,000 will be free from tomato ringspot virus.

References

- Basso MF, da Silva JCF, Fajardo TVM, Fontes EPB and Zerbini FM, 2015. A novel, highly divergent ssDNA virus identified in Brazil infecting apple, pear and grapevine. *Virus Research*, 210, 27–33.
- Bora A, 1970. Studies on plant-parasitic nematodes in the Black Sea region and their distribution and possibilities for chemical control. *Bitki Koruma Bulteni*, 10(1), 53–71.
- CABI (Centre for Agriculture and Bioscience International), 2000 online CABI Crop Protection Compendium. Available online: <https://www.cabi.org/cpc/>
- EFSA PLH Panel (EFSA Panel on Plant Health), 2018a. Guidance on quantitative pest risk assessment. *EFSA Journal* 2018;16(8):5350, 86 pp. <https://doi.org/10.2903/j.efsa.2018.5350>
- EFSA PLH Panel (EFSA Panel on Plant Health), Basso MF, da Silva JCF, Fajardo TVM, Fontes EPB, Zerbini FM, Jaques Miret JA, MacLeod A, NavajasNavarro M, Parnell S, Potting R, Rafoss T, Rossi V, Urek G, Van Bruggen A, Van der Werf W, West J, Winter S, Kaluski T and Niere B, 2018b. Scientific Opinion on the pest categorisation of *Xiphinema americanum sensu lato*. *EFSA Journal* 2018;16(7):5298, 43 pp. <https://doi.org/10.2903/j.efsa.2018.5298>
- EFSA PLH Panel (EFSA Panel on Plant Health), 2019a. Guidance on commodity risk assessment for the evaluation of high risk plants dossiers. *EFSA Journal* 2019;17(4):5668, 20 pp. <https://doi.org/10.2903/j.efsa.2019.5668>
- EFSA PLH Panel (EFSA Panel on Plant Health), 2019b. Commodity risk assessment of black pine (*Pinus thunbergii* Parl.) bonsai from Japan. *EFSA Journal* 2019;17(5):5667, 184 pp. <https://doi.org/10.2903/j.efsa.2019.5668>

- EFSA PLH Panel (EFSA Panel on Plant Health), 2022. Scientific Opinion on the pest categorisation of *Russellaspis pustulans*. EFSA Journal 2022;20(6):7335, 29 pp. <https://doi.org/10.2903/j.efsa.2022.7335>
- EFSA Scientific Committee, 2018. Scientific Opinion on the principles and methods behind EFSA's Guidance on Uncertainty Analysis in Scientific Assessment. EFSA Journal 2018;16(1):5122, 235 pp. <https://doi.org/10.2903/j.efsa.2018.5122>
- EPPO (European and Mediterranean Plant Protection Organization), 2017. PM 7/95 (2):Xiphinema americanum sensu lato. Bulletin OEPP/EPPO Bulletin, 47, 198–210.
- EPPO (European and Mediterranean Plant Protection Organization), online. EPPO Global Database. Available online: <https://www.eppo.int/> [Accessed: August 2021].
- EUROPHYT, online. European Union Notification System for Plant Health Interceptions – EUROPHYT. Available online: http://ec.europa.eu/food/plant/plant_health_biosecurity/europhyt/index_en.htm [Accessed: 8 August 2022].
- FAO (Food and Agriculture Organization of the United Nations), 1995. ISPM (International standards for phytosanitary measures) No 4. Requirements for the establishment of pest free areas. Available online: <https://www.ippc.int/en/publications/614/>
- FAO (Food and Agriculture Organization of the United Nations), 2017. ISPM (International standards for phytosanitary measures) No. 5. Glossary of phytosanitary terms. FAO, Rome, 22 pp. Available online: <https://www.ippc.int/en/publications/622>
- Follett PA, Jamieson L, Hamilton L and Wall M, 2019. New associations and host status: Infestability of kiwifruit by the fruit fly species *Bactrocera dorsalis*, *Zeugodacus cucurbitae*, and *Ceratitis capitata* (Diptera: Tephritidae). Crop Protection, 115, 113–121.
- Kottek M, Grieser J, Beck C, Rudolf B and Rubel F, 2006. World map of Köppen- Geiger climate classification updated. Meteorologische Zeitschrift, 15, 259–263.
- TRACES-NT, online. TRAdE Control and Expert System. Available online: <https://webgate.ec.europa.eu/tracesnt> [Accessed: 13 January 2022].
- Xu YM and Zhao ZQ, 2019. Longidoridae and Trichodoridae (Nematoda: Dorylaimida and Triplonchida). Fauna of New Zealand, 79.

Glossary

Control (of a pest)	Suppression, containment or eradication of a pest population (FAO, 1995, 2017)
Entry (of a pest)	Movement of a pest into an area where it is not yet present, or present but not widely distributed and being officially controlled (FAO, 2017)
Establishment (of a pest)	Perpetuation, for the foreseeable future, of a pest within an area after entry (FAO, 2017)
Impact (of a pest)	The impact of the pest on the crop output and quality and on the environment in the occupied spatial units
Introduction (of a pest)	The entry of a pest resulting in its establishment (FAO, 2017)
Measures	Control (of a pest) is defined in ISPM 5 (FAO 2017) as 'Suppression, containment or eradication of a pest population' (FAO, 1995). Control measures are measures that have a direct effect on pest abundance. Supporting measures are organisational measures or procedures supporting the choice of appropriate risk mitigation measures that do not directly affect pest abundance.
Pathway	Any means that allows the entry or spread of a pest (FAO, 2017)
Phytosanitary measures	Any legislation, regulation or official procedure having the purpose to prevent the introduction or spread of quarantine pests, or to limit the economic impact of regulated non-quarantine pests (FAO, 2017)
Protected zone	A Protected zone is an area recognised at EU level to be free from a harmful organism, which is established in one or more other parts of the Union.
Quarantine pest	A pest of potential economic importance to the area endangered thereby and not yet present there, or present but not widely distributed and being officially controlled (FAO, 2017)
Regulated non-quarantine pest	A non-quarantine pest whose presence in plants for planting affects the intended use of those plants with an economically unacceptable impact and which is therefore regulated within the territory of the importing contracting party (FAO, 2017)

Risk mitigation measure	A measure acting on pest introduction and/or pest spread and/or the magnitude of the biological impact of the pest should the pest be present. A risk mitigation measure may become a phytosanitary measure, action or procedure according to the decision of the risk manager
Spread (of a pest)	Expansion of the geographical distribution of a pest within an area (FAO, 2017)

Abbreviations

CABI	Centre for Agriculture and Bioscience International
EKE	Expert Knowledge Elicitation
EPPO	European and Mediterranean Plant Protection Organization
FAO	Food and Agriculture Organization
FUN	Fungi
INS	Insect
ISPM	International Standards for Phytosanitary Measures
NEM	Nematode
PLH	Plant Health
PRA	Pest Risk Assessment
RNQPs	Regulated Non-Quarantine Pests

Appendix A – Data sheets of pests selected for further evaluation via Expert Knowledge Elicitation

A.1. *Calepitrimerus baileyi*

A.1.1. Organism information

Taxonomic information	<p>Current valid scientific name: <i>Calepitrimerus baileyi</i> (Keifer, 1938) Synonyms: <i>Phyllocoptes aphrastus</i> (Keifer, 1940)</p> <p>Name used in the EU legislation: –</p> <p>Order: Acarina Family: Eriophyidae Common name: Bailey's rust mite, apple rust mite Name used in the Dossier: –</p>	
Group	Mites	
EPPO code	CALEBA	
Regulated status	The pest is not regulated in the EU, neither is on any EPPO list, but it is present in EPPO database.	
Pest status in Turkey	The pest is reported in Turkey in Erzurum (Alaoglu, 1984), Tokat (Yanar and Ecevit, 2005), Van Lake Basin: Iskele, Gürpınar, Edremit on <i>Malus pumila</i> Mill., <i>M. sylvestris</i> Mill., <i>M. communis</i> L. (Rosaceae). New records: Ankara, Van-Ahlat, Iskele on <i>Malus pumila</i> Mill., <i>M. sylvestris</i> Mill., <i>M. communis</i> L. (Denizhan & Çobanoğlu, 2010), Yalova, Armutlu (Denizhan, 2018).	
Pest status in the EU	Present in Poland and Greece (Fauna Europaea; GBIF; De Lillo, Amrine. 1998).	
Host status on <i>Malus domestica</i>	<i>Malus domestica</i> is a host of the pest and the species can complete its life cycle on this host (Abou-Awad et al., 2011); however, another author wrote that this species is vagrant and that the mites survive on the leaves (Denizhan, 2018). The pest status is confirmed also by others authors (Abou-Awad et al., 2011; Jeppson et al., 1975; Momen and Lamloom, 2021).	
PRA information	No PRA is available for <i>C. baileyi</i> .	
Other relevant information for the assessment		
Biology	<p><i>C. baileyi</i> is able to develop successfully from egg to adult at temperatures between 23–35°C and 65% R.H. It has two nymphal stages, each followed by a resting stage, before reaching adulthood. The duration of egg (incubation period), first-instar nymph, nymphochrysalis, second instar nymph, imagochrysalis, pre-oviposition and post-oviposition decreases as temperature increases. The oviposition duration decreases with increasing temperature, specifically it goes from an average of 24–22 days with temperatures ranging from 23 to 35°C. Most of the eggs are laid alongside the midrib or veins of the leaf. Females deposit between 12 and 23 eggs with temperatures ranging from 23 to 35°C. The total life cycle is completed after 9.7–5.3 days depending on sex (i.e. males develop faster) and temperature (23–35°C) (Abou-Awad et al., 2011). In Egypt, population dynamics of <i>C. baileyi</i> was affected by climatic conditions and about 11 generations were recorded per year (Abou-Awad et al., 2011).</p>	
Symptoms	Main type of symptoms	Mite feeding causes browning on the underside of apple leaves, partial defoliation, rolled and distorted leaves russet on fruit and delays or inhibits plant apical growth (Abou-Awad et al., 2011; Creelman, 1971).
	Presence of asymptomatic plants	<p>In early September, <i>C. baileyi</i> deutogynes hibernate mainly in small, permanently dormant buds and under the loose bark of spurs and around buds on 1-year-old shoots, and move into fruiting buds between the shoot and the pink bud stages and in vegetative buds when the buds have started to swell (Abou-Awad et al., 2011).</p> <p>The deutogyne will seek refuge for aestivating and/or overwintering (e.g. under tree bark scales) until early spring when it begins laying eggs that develop into protogynes (Beaulieu & Knee, 2014).</p>

	Confusion with other pests	<p>The two conspecific morphs (deutogyne and protogynes) may be wrongly assigned to different species or even genera (Jeppson et al. 1975), although the forms can generally be correctly associated with each other with experience and good sample sizes (Beaulieu & Knee, 2014).</p> <p>There is a single sequence in genBank of a specimen collected on <i>Malus domestica</i> (<i>Calepitrimerus baileyi</i> voucher MAL91.3 large subunit ribosomal RNA gene, partial sequence, ACCESSION MW633874) (visited on 10.29.21) can help with diagnosis.</p> <p><i>Calepitrimerus mathiasrexi</i> is similar in morphology to <i>Calepitrimerus baileyi</i> and <i>Calepitrimerus cariniferus</i> Keifer (Keifer, 1938; Baker et al., 1996; Amrine et al., 2003), with microscopic differences (Ripka, 2010).</p>
Host plant range	<i>Malus pumila</i> Mill., <i>M. sylvestris</i> Mill., <i>M. communis</i> L. (Rosaceae) (Denizhan and Çobanoğlu, 2010; Creelman, 1971).	
Reported evidence of impact	Partial defoliation can reduce the productivity of the plants (Abou-Awad et al., 2011; Creelman, 1971).	
Pathways and evidence that the commodity is a pathway	The most possible way to spread is through the introduction of plant materials, as the mite can be found in buds, even in resting ones. There is no reference in the literature regarding the possibility fruit being a pathway. There are no data on the active dispersal capacity of the pest.	
Surveillance information	No surveillance information is currently available from the Turkey NPPO for <i>Calepitrimerus baileyi</i> .	

A.1.2. Possibility of pest presence in the nursery

A.1.2.1. Possibility of entry from the surrounding environment

If present in the surroundings, the pest can enter the nursery (as Turkey is producing these plants for planting outdoors). The most likely pathway to enter the nursery is by infested plant material or by nursery workers and machinery, though the mite can also be transported by wind.

Uncertainties:

- No data available on the population densities of the pest in the areas of production.
- The main uncertainty is whether the pest is present in the production areas in Turkey.

Taking into consideration the above evidence and uncertainties, the Panel considers that it is possible for the pest to enter the nursery.

A.1.2.2. Possibility of entry with new plants/seeds

The pest can be found on the trunk, stem, branches, leaves of plants for planting and it is difficult to be spotted during visual inspections. The pest can be hidden inside buds.

Uncertainties:

- Uncertain if certified material is screened for this pest.
- Pest present in Turkey and part of the certified mother material comes from same country, it is unclear if material is inspected for presence of this pest.

Taking into consideration the above evidence and uncertainties, the Panel considers it possible that the pest could enter the nursery.

A.1.2.3. Possibility of spread within the nursery

If the pest enters the nursery from the surroundings, it could spread within the nursery either by passive dispersal (e.g. wind), infested plant material or by nursery workers and machinery. Active dispersal is possible although very short range or transferred from plant to plant if plants are touching with each other.

Taking into consideration the above evidence, the Panel considers that the transfer of the pest within the nursery is possible.

A.1.3. Information from interceptions

There are no records of interceptions of *M. domestica* plants for planting from Turkey due to the presence of *C. baileyi* between 1994 and March 2022 (EUROPHYT and TRACES-NT, online).

A.1.4. Evaluation of the risk mitigation options

In the table below, all risk mitigation measures currently applied in Turkey are listed and an indication of their effectiveness on *C. baileyi* is provided. The description of the risk mitigation measures currently applied in Turkey is provided in Table 6.

No.	Risk mitigation measure (name)	Description	Effective	Evaluation/ Uncertainties
1	Certified material	The Ministerial experts and inspectors carry out the phytosanitary control on mother plants in spring, summer and autumn for harmful organisms, and the amount of propagation materials (grafted plants, budwoods, rootstocks, scions) that can be obtained from mother plants is determined. For the saplings, the phytosanitary control is also carried out at the same time, regarding harmful organisms specified in quarantine and plant passports, and certification regulations. If free from the harmful organisms, the Ministry issues certificates and labels for the propagation material to be taken from plants in the mother blocks. Certified seed or certified seedling is grafted with certified budwood in a certified nursery. Certificate and combined certification-passport labels are issued by the Ministerial Organization and sent to the producer for the saplings that meet the requirements in the Regulations.	Yes	Potential <i>C. baileyi</i> infestations might be overlooked by visual inspection especially in the case of low infestations without using an adequate magnification considering the tiny size of the individuals both adults and juveniles. Uncertainties: The details of the certification process are not given (e.g. number of plants, intensity of surveys and inspections, etc.). Specific figures on the intensity of survey (sampling effort) are not provided.
2	Phytosanitary certificates	Export nurseries must obtain special certification from Turkish Authorities before they begin producing plants for planting. Nurseries must notify technical staff members responsible for production to obtain this certificate, which is then used for registration in the plant passport system. The phytosanitary inspections are done macroscopically. However, if there are signs of disease in the plants or in the immediate vicinity, the inspections are carried out by laboratory analysis. During the production period, official inspection is carried out. After the official approval that the sapling is free from the quarantine factor and true to type, its certificate-passport label is issued by the Ministry. The Phytosanitary Certificates/Re-Export Phytosanitary Certificates are issued in exportation of plants and plant products	Yes	The procedures applied could be effective in detecting <i>C. baileyi</i> infestations though low densities might be overlooked by visual inspection without using an adequate magnification considering the tiny size of the individuals both adults and juveniles. Uncertainties: Specific figures on the intensity of survey (sampling effort) are not provided.

No.	Risk mitigation measure (name)	Description	Effective	Evaluation/ Uncertainties
		with respect to plant health. In issuing such certificates, the phytosanitary requirements of the importer country are taken into account, in compliance with the ISPM No: 7 and ISPM No: 12 rules.		
3	Cleaning and disinfection of facilities, tools and machinery	Tools are disinfected with chemical compounds containing 10% chlorine prior to using in sapling and mother plants	Yes	Cleaning of tools and machineries can lower the possibility of entry and spread. Uncertainties: No details are provided.
4	Roguing and pruning	Removal of infested branches	Yes	Pruning can reduce infestation.
5	Biological and mechanical control	Biological control with different natural enemies (predators and parasitoids) can reduce the pest populations. Nogall (biological control agent) is applied to protect against crown gall.	Yes	Phytoseiid species are reported preying on this species. They can be present in the environment though no details are provided in the dossier. Uncertainties: No details are provided on abundance and efficacy of the natural enemies.
6	Pesticide application	The saplings are sprayed against aphids, thrips, whiteflies, red spider pests, black spot, powdery mildew, root rot diseases and, depending on the situation, to fight or protect against weeds. Before loading the plants on the trucks for transport, the roots of seedlings are sprayed with fungicide (Thiram).	Yes	Some of the pesticides listed in the dossier might be effective against the mite, specifically acrinathrin and abamectine. Uncertainties: No details are given on the pesticide application schedule and on the application methods.
7	Surveillance and monitoring	Necessary precautions are taken to ensure that there are no plants other than certified saplings in the production plot and application areas. Plants closer than 15 m from the plot are not usually available. Plants around the production areas are also annually inspected by the Ministry expert in terms of quarantine organisms. In the event that these plants are contaminated with harmful organisms subject to quarantine, these plants and saplings in this area are destroyed.	Yes	It can be effective. Uncertainties: Specific figures on the intensity of survey (sampling effort) are not provided and considering the tiny size of the individuals both adults and juveniles.
8	Sampling and laboratory testing	For the identification of viruses, bacteria, fungi and nematodes in the seedlings to be exported, 5–25 (min.–max.) seedlings are randomly taken from the plantation in the nursery garden and sealed by the inspector and sent to the laboratory for analysis. Soil samples are taken for laboratory analysis in terms of quarantine organisms, particularly to check if it is free from nematodes. If it is found that the growing medium is free from nematodes, the production of saplings is started.	Yes	It can be effective Uncertainties: The modalities and intensity of survey is not known.

No.	Risk mitigation measure (name)	Description	Effective	Evaluation/ Uncertainties
9	Root Washing	Roots are washed in the washing areas, near the warehouses.	No	
10	Refrigeration	The temperature of the storage tanks is between 2°C and 4°C and the humidity is 85–95%. Transportation is made with refrigerated trucks with the same conditions.	Yes	Low temperatures can slow down its development but not kill the mite.
11	Pre-consignment inspection	Prior to export, planting material for which a Phytosanitary Certificate is to be issued shall be subjected to phytosanitary inspection. Only certified plants for planting may be exported. Phytosanitary inspectors are responsible for export controls, sampling and issuing certificates.	Yes	The procedures applied could be effective in detecting <i>C. baileyi</i> though the mite presence could be overlooked by visual inspection especially in the case of low infestations without using an adequate magnification considering the tiny size of the individuals both adults and juveniles. Uncertainties: Specific figures on the intensity of survey (sampling effort) are not provided.

A.1.5. Overall likelihood of pest freedom

A.1.5.1. Reasoning for a scenario which would lead to a reasonably low number of infested consignments

- Limited distribution of the pest.
- All propagation material is produced within the nurseries.
- The natural spread is limited.
- Pesticides are effective against eggs, larvae and adults.
- Pruning reduces infestation levels, increase sunlight exposure.
- Biological enemies are present.
- Presence of clear symptoms during the vegetative season.
- Careful inspections by trained personnel using proper tools identify infestations.
- Control of mother plants by educated experts.
- Bundles are composed of 10 plants.
- Mainly young plants, e.g. rootstocks, are exported.

A.1.5.2. Reasoning for a scenario which would lead to a reasonably high number of infested consignments

- *Malus domestica* is a preferred host.
- Spread to more area in Turkey/no climatic restrictions.
- Most of the propagation material is produced in other nurseries.
- Wind and human-assisted dispersal play a role in spreading the pest.
- Pesticides are not effective against eggs, larvae and adults.
- Biological enemies are not present or affected by pesticide treatments.
- Inspections are not effective in identifying pest presence.
- Control of mother plants is not effective.
- Bundles are composed of 25 plants.
- Mainly older plants, e.g. grafted trees, are exported.
- Low density infestation can be overlooked due to the absence of symptoms.

A.1.5.3. Reasoning for a central scenario equally likely to over- or underestimate the number of infested consignments (Median)

The median is slightly closer to the lower values in relation to the uncertainties on pest pressure in the production areas of *Malus domestica* plants for planting.

A.1.5.4. Reasoning for the precision of the judgement describing the remaining uncertainties (1st and 3rd quartile/interquartile range)

The values reflect a high uncertainty due to the lack of information on pest pressure, effectiveness of sampling and laboratory testing and the difficulty to detect the pest by visual inspection. Moreover, no details are given on the pesticide application schedule and on the application methods.

A.1.5.5. Elicitation outcomes of the assessment of the pest freedom for *Calepitrimerus baileyi*

The following tables show the elicited and fitted values for pest infestation (Table A.1) and pest freedom (Table A.2).

Table A.1: Elicited and fitted values of the uncertainty distribution of pest infestation by *Calepitrimerus baileyi* per 10,000 bundles of rooted plants

Percentile	1%	2.5%	5%	10%	17%	25%	33%	50%	67%	75%	83%	90%	95%	97.5%	99%
Elicited values	2					10		20		30					50
EKE	2.01	2.58	3.47	5.20	7.47	10.3	13.2	19.4	26.5	30.5	35.2	39.8	44.3	47.3	50.0

The EKE results are the *BetaGeneral* (1.0939, 1.8465,1.58,54) distribution fitted with @Risk version 7.6.

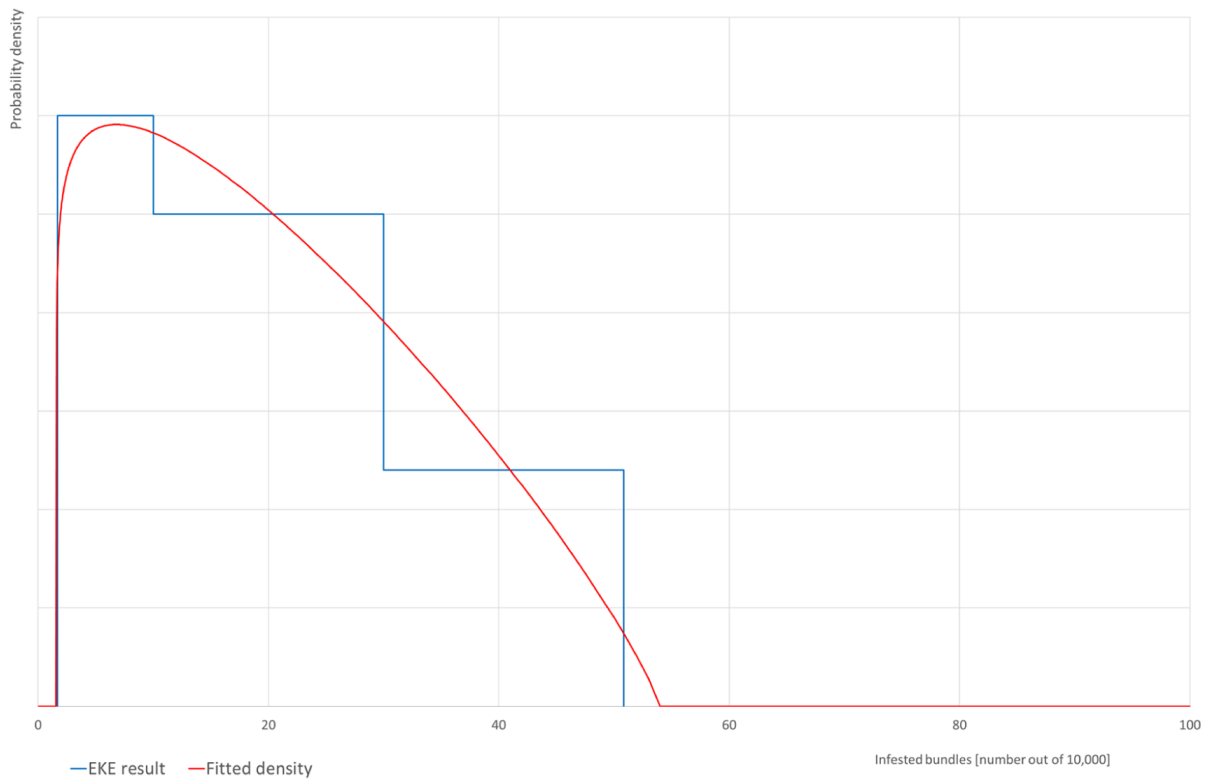
Based on the numbers of estimated infested plants, the pest freedom was calculated (i.e. = 10,000 – number of infested plants per 10,000). The fitted values of the uncertainty distribution of the pest freedom are shown in Table A.2.

Table A.2: The uncertainty distribution of plants free of *Calepitrimerus baileyi* per 10,000 bundles of rooted plants calculated by Table A.1

Percentile	1%	2.5%	5%	10%	17%	25%	33%	50%	67%	75%	83%	90%	95%	97.5%	99%
Values	9,950					9,970		9,980		9,990					9,998
EKE results	9,950	9,953	9,956	9,960	9,965	9,969	9,974	9,981	9,987	9,990	9,993	9,995	9,997	9,997	9,998

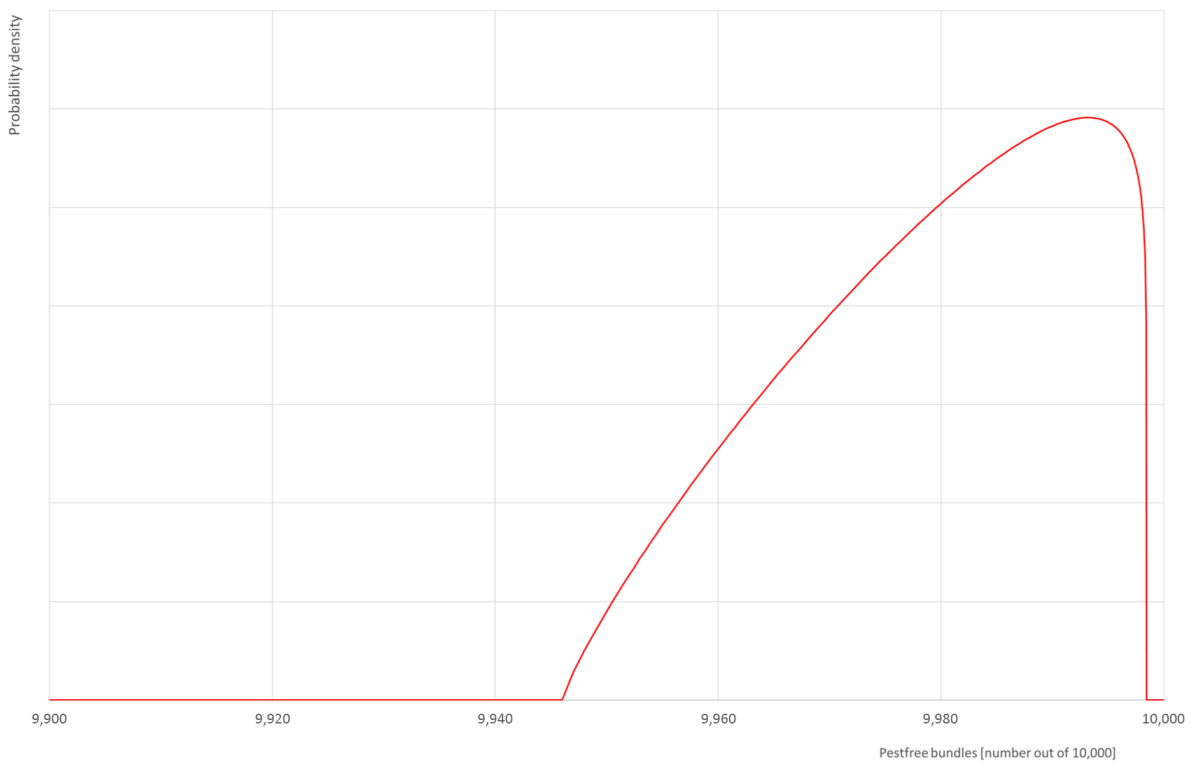
(a)

Calepitrimerus baileyi, rooted plants



(b)

Calepitrimerus baileyi, rooted plants



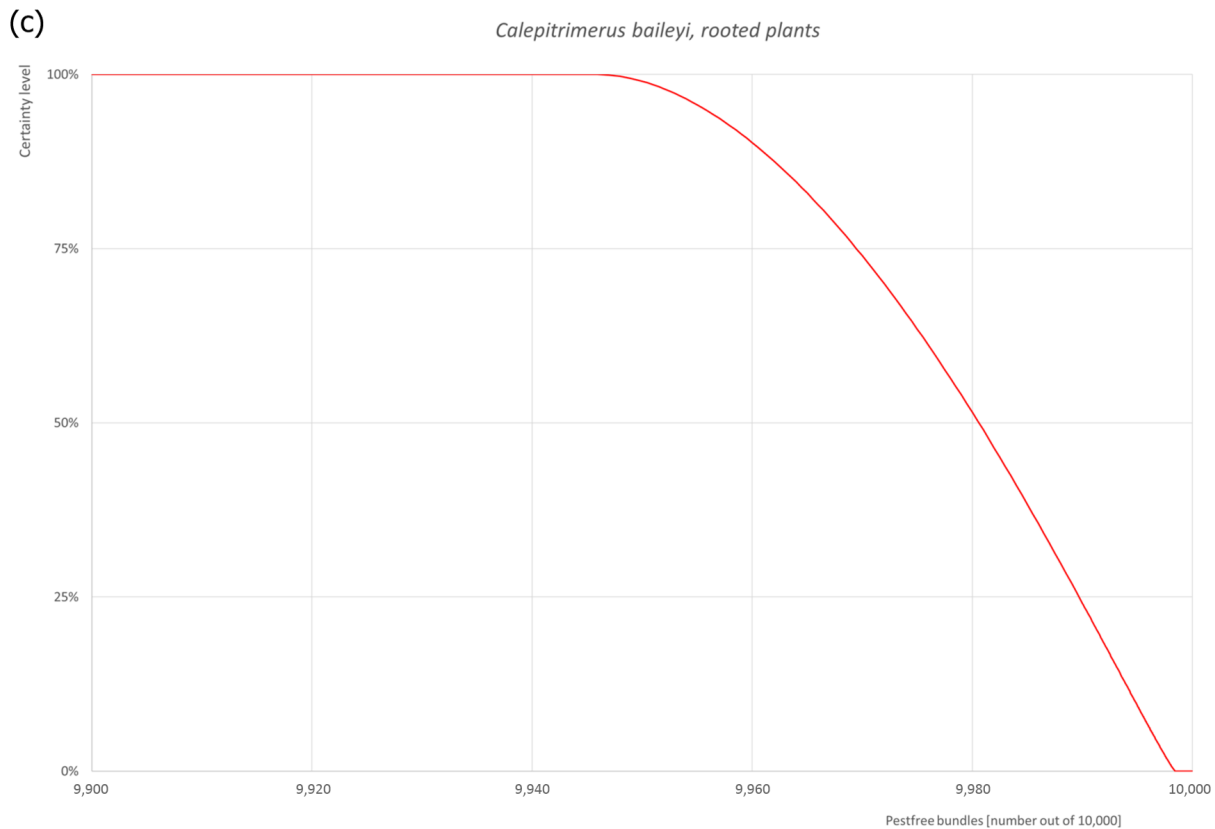


Figure A.1: (a) Elicited uncertainty of pest infestation per 10,000 bundles (histogram in blue – vertical blue line indicates the elicited percentile in the following order: 1%, 25%, 50%, 75%, 99%) and distributional fit (red line); (b) uncertainty of the proportion of pest-free bundles per 10,000 (i.e. = 1 – pest infestation proportion expressed as percentage); (c) descending uncertainty distribution function of pest infestation per 10,000 bundles

A.1.6. Reference list

- Abou-Awad BA, Afia SI and Al-Azzazy MM, 2011. The life-history and bionomics of the apple rust mite *Calepitrimerus baileyi* (Acari: Eriophyidae). *Acarines: Journal of the Egyptian Society of Acarology*, 5, 57–63.
- Alaoglu Ö, 1984. Studies on the systematics and their relation to hosts of eriophyoid mites (Acarina: Actinedida) on some plants in Erzurum and Erzincan regions, in Turkey. University of Atatürk. *Journal of Agricultural Faculty, Omu*, 15, 1–16.
- Yanar D and Ecevit O, 2005. Plant injurious and predatory mite species in apple (*Malus communis* L.) orchards in Tokat Province. *Journal of Agricultural Faculty, Omu*, 20, 18–23.
- Amrine JW, Stasny TAH and Flechtman CHW, 2003. Revised Keys to World Genera of Eriophyoidea (Acari: Prostigmata). Indira Publishing House, West Bloomfield, USA. pp. iv + 244.
- Attiah HH, 1970. New records of eriophyid mites from Egypt (Acarina). *Bulletin of the Entomological Society of Egypt*, 54, 43–47.
- Baker EW, Kono T, Amrine JW, Delfinado-Baker M and Stasny TA, 1996. Eriophyoid Mites of the United States. Indira Publishing House, West Bloomfield, USA. pp. ix + 394.
- Beaulieu F and Knee W, 2014. Plant-feeding Mites of the Canadian Prairies. In *Arthropods of Canadian Grasslands* (Vol. 3, Issue Volume 3).
- Creelman IS, 1971. Insects of special interest. *The Canadian Agricultural Insect Pest Review*, 49, 1–2.
- De Lillo E and Amrine JW, 1998. Eriophyoidea (Acari) on a Computer Database. *Entomologica (Bari)*, 32, 2–7.
- Denizhan E, 2011. Eriophyid mites (Acari: Eriophyidae) from Turkey. *Zoosymposia*, 6, 51–55.
- Denizhan E and Çobanoğlu S, 2010. Eriophyoid mites (Acari: Prostigmata: Eriophyoidea) in Van Lake Basin from Turkey. *International Journal of Acarology*, 36, 503–510. <https://doi.org/10.1080/01647954.2010.491486>

- Denizhan E, 2018. Eriophyoid mites (Acari: Eriophyoidea) on fruit trees in yalova, turkey. *Yuzuncu Yil University Journal of Agricultural Sciences*, 28, 285–288. <https://doi.org/10.29133/yyutbd.398096>
- FAUNA EUROPEA. https://fauna-eu.org/cdm_dataportal/taxon/32a7d368-eb69-406b-a22c-8667965c3a54#distribution
- Jeppson LR, Keifer HH and Baker EW, 1975. Mites injurious to economic plants. Berkeley: University of California Press. p. 614.
- Keifer HH, 1938. Eriophyid studies II. The Bulletin Department of Agriculture State of California, 27, 301–323.
- Momen FM and Lamloom M, 2021. Life history traits and demographic parameters of *Typhlodromus transvaalensis* reared on three eriophyid species (Acari: Phytoseiidae: Eriophyidae). *International Journal of Acarology*, 47, 346–351. <https://doi.org/10.1080/01647954.2021.1912176>
- Ripka G, 2010. A new *Calepitrimerus* species and new gall mite records from Hungary (Acari: Prostigmata: Eriophyoidea). *Acta Phytopathologica et Entomologica Hungarica*, 45, 383–389. <https://doi.org/10.1556/APhyt.45.2010.2.16>

A.2. *Cenopalpus irani*

A.2.1. Organism information

Taxonomic information	Current valid scientific name: <i>Cenopalpus irani</i> Synonyms: <i>Brevipalpus irani</i> (Meyer 1979) Name used in the EU legislation: – Order: Trombidiformes Family: Tenuipalpidae Common name: Iranian false spider mite Name used in the Dossier: –
Group	Mites
EPPO code	–
Regulated status	Not regulated
Pest status in Turkey	<i>C. irani</i> is present in Turkey (Çobanoğlu et al., 2019).
Pest status in the EU	<i>C. irani</i> is not present in the EU.
Host status on <i>Malus domestica</i>	<i>M. domestica</i> is reported as a host of <i>C. irani</i> (Rashki et al., 2004).
PRA information	No PRA is available for <i>C. irani</i> .

Other relevant information for the assessment

Biology	<p>Females and males of <i>C. irani</i> are about 0.3 mm long, red, oval shaped and dorsoventrally flattened. These mites hibernate in branches, between October and March. <i>C. irani</i> is one of the most important tenuipalpid pests on apple and it completes three generations per year in Iran (Rashki et al., 2002). Fertilised females appear in April, at an average daily air temperature of +15°C. The first generation occurs at the end of April and May, the second at the end of June and the third near the end of August. Larvae and nymphal stages are about 0.2 mm long and red. The population of this mite rapidly increases to a high density during the summer with increasing temperature and dryness. Female populations peak in September and October and by the mid of this month they start to hibernate (Darbemamieh et al., 2009, Khanjani et al., 2012, 2013; Rashki et al., 2004).</p> <p>Both reproductive parameters such as fecundity and fertility, and survival parameters of <i>C. irani</i> are influenced by temperature. An increase in temperature, from 15 to 30 °C, leads to increases in fecundity and fertility rates and to a decrease in mortality percentage (Bazgir et al., 2015).</p> <p><i>C. irani</i> is phytophagous, and has been reported on apple, pear, olive, walnut, quince, grapevine, sour cherry, plum, peach, fig and pistachio (Mehrnejad and Ueckermann 2001, Gholamzera et al., 2013). <i>C. irani</i> is widely distributed in apple orchards and is one of the most important tenuipalpid pests on apple in Iran (Darbemamieh et al., 2009; Rashki et al., 2002). It is reported as present in Turkey and widespread in Iran (Khanjani et al., 2012, 2013; Sultan et al., 2019).</p>
----------------	---

Symptoms	Main type of symptoms	<i>C. irani</i> feeds on stems, fruits, flowers and leaves, often on the lower surface, sometimes causing serious damage to various crops. It is difficult to detect spider mites at low densities, since these are invisible to the naked eye. To confirm their presence, an examination with stereomicroscope of the undersides of leaves is necessary. The presence of spider mites is usually associated with the presence of white exuviae and webbing; however, <i>C. irani</i> and other Tenuipalpidae are considered false spider mites as they do not produce silk webbings on plants (Fathipour et al., 2016).
	Presence of asymptomatic plants	The absence of leaves does not allow to detect symptoms. Resting stages of mites on the bark are not associated with symptoms. No information
	Confusion with other pests	It can be confused with other tenuipalpid mites, such as for example <i>Cenopalpus pulcher</i> .
Host plant range	The hosts of <i>C. irani</i> are: <i>Chaenomeles sp.</i> , <i>Cydonia oblonga</i> , <i>Ficus carica</i> , <i>Malus domestica</i> , <i>Olea sp.</i> , <i>Pistacia mutica</i> , <i>Pistacia vera</i> , <i>Prunus cerasus</i> , <i>Prunus domestica</i> , <i>Pyrus persica</i> , <i>Pyrus communis</i> , <i>Populus alba</i> , <i>Vitis vinifera</i> (Rashki et al., 2004, Mehrnejad and Ueckermann, 2001, Khanjani et al., 2012).	
Reported evidence of impact	This mite infests several rosaceous species and is reported as one of the most important tenuipalpid pests on apple in Iran.	
Pathways and evidence that the commodity is a pathway	Possible pathways of entry for <i>C. irani</i> are plants for planting since these mites overwinter in branches. Spider mites can spread by wind currents and longer distance dispersion can occur by transportation of planting material (EPPO, online).	
Surveillance information	No surveillance information is currently available from the Turkey NPPO.	

A.2.2. Possibility of pest presence in the nursery

A.2.2.1. Possibility of entry from the surrounding environment

If present in the surroundings, the pest can enter the nursery (as Turkey is producing these plants for planting outdoors). The pest could enter the nursery either by passive dispersal (e.g. wind), infested plant material by nursery workers and machinery.

Uncertainties:

- No data are available on the population densities of the pest in the areas of production.
- The main uncertainty is whether the pest is present in the production areas in Turkey.

Taking into consideration the above evidence and uncertainties, the Panel considers that it is possible for the pest to enter the nursery.

A.2.2.2. Possibility of entry with new plants/seeds

The pest can be found on the trunk, stem, branches, leaves of plants for planting and it is difficult to be spotted during visual inspections. The pest can be hidden inside bark cracks.

Uncertainties:

- Uncertain if certified material is screened for this pest.
- Pest present in Turkey and part of the certified mother material comes from the same country, it is unclear if the material is inspected for the presence of this pest.

Taking into consideration the above evidence and uncertainties, the Panel considers it possible that the pest could enter the nursery.

A.2.2.3. Possibility of spread within the nursery

If the pest enters the nursery from the surroundings, it could spread within the nursery either by passive dispersal (e.g. wind), infested plant material, or by nursery workers and machinery. Active dispersal is possible although very short range or transferred from plant to plant if they are touching with each other. Given that the pest is polyphagous, it could be associated with other fruit crops.

Taking into consideration the above evidence, the Panel considers that the transfer of the pest within the nursery is possible.

A.2.3. Information from interceptions

There are no records of interceptions of *M. domestica* plants for planting from Turkey due to the presence of *C. irani* between 1994 and March 2021 (EUROPHYT and TRACES-NT, online).

A.2.4. Evaluation of the risk mitigation options

In the table below, all risk mitigation measures currently applied in Turkey are listed and an indication of their effectiveness on *C. irani* is provided. The description of the risk mitigation measures currently applied in Turkey is provided in Table 6.

No.	Risk mitigation measure (name)	Description	Effective	Evaluation/ Uncertainties
1	Certified material	The Ministerial experts and inspectors carry out the phytosanitary control on mother plants in spring, summer and autumn for harmful organisms, and the amount of propagation materials (grafted plants, budwoods, rootstocks, scions) that can be obtained from mother plants is determined. For the saplings, the phytosanitary control is also carried out at the same time, regarding harmful organisms specified in quarantine and plant passports, and certification regulations. If free from the harmful organisms, the Ministry issues certificates and labels for the propagation material to be taken from plants in the mother blocks. Certified seed or certified seedling is grafted with certified budwood in a certified nursery. Certificate and combined certification-passport labels are issued by the Ministerial Organization and sent to the producer for the saplings that meet the requirements in the Regulations.	Yes	Potential <i>C. irani</i> infestations might be overlooked by visual inspection especially in the case of low infestations without using an adequate magnification considering the tiny size of both adults (ca. 0.3 mm length) and juveniles (ca. 0.2 mm length). Uncertainties: The details of the certification process are not given (e.g. number of plants, intensity of surveys and inspections, etc.). Specific figures on the intensity of survey (sampling effort) are not provided.
2	Phytosanitary certificates	Export nurseries must obtain special certification from Turkish Authorities before they begin producing plants for planting. Nurseries must notify technical staff members responsible for production to obtain this certificate, which is then used for registration in the plant passport system. The phytosanitary inspections are done macroscopically. However, if there are signs of disease in the plants or in the immediate vicinity, the inspections are carried out by laboratory analysis. During the production period, official inspection is carried out. After the official approval that the sapling is free from the	Yes	The procedures applied could be effective in detecting <i>C. irani</i> infestations though low densities might be overlooked by visual inspection without using an adequate magnification considering the tiny size of both adults (ca. 0.3 mm length) and juveniles (ca. 0.2 mm length). Uncertainties: Specific figures on the intensity of survey

No.	Risk mitigation measure (name)	Description	Effective	Evaluation/ Uncertainties
		quarantine factor and true to type, its certificate-passport label is issued by the Ministry. The Phytosanitary Certificates/Re-Export Phytosanitary Certificates are issued in exportation of plants and plant products with respect to plant health. In issuing such certificates, the phytosanitary requirements of the importer country are taken into account, in compliance with the ISPM No: 7 and ISPM No: 12 rules.		(sampling effort) are not provided.
3	Cleaning and disinfection of facilities, tools and machinery	Tools are disinfected with chemical compounds containing 10% chlorine prior to using in sapling and mother plants	Yes	Cleaning of tools and machineries can lower the possibility of entry and spread. Uncertainties: No details are provided
4	Roguing and pruning	Removal of infested branches	Yes	Pruning can reduce infestation.
5	Biological and mechanical control	Biological control with different natural enemies (predators and parasitoids) can reduce the pest populations. During rootstocks planting, Nogall (biological control agent) is applied to protect against crown gall.	Yes	The main predators in apple orchards belong to the families Phytoseiidae and Stigmaeidae. They can be present in the environment though no details are provided in the dossier. Uncertainties: No details are provided on abundance and efficacy of the natural enemies.
6	Pesticide application	The saplings are sprayed against aphids, thrips, whiteflies, red spider pests, black spot, powdery mildew, root rot diseases and, depending on the situation, to fight or protect against weeds. Before loading the plants on the trucks for transport, the roots of seedlings are sprayed with fungicide (Thiram).	Yes	Some of the pesticides listed in the dossier might be effective against the mite, specifically acrinathrin and abamectine. Uncertainties: No details are given on the pesticide application schedule and on the application methods.
7	Surveillance and monitoring	Necessary precautions are taken to ensure that there are no plants other than certified saplings in the production plot and application areas. Plants closer than 15 m from the plot are not usually available. Plants around the production areas are also annually inspected by the Ministry expert in terms of quarantine organisms. In the event that these plants are contaminated with harmful organisms subject to quarantine, these plants and saplings in this area are destroyed.	Yes	It can be effective. Uncertainties: Specific figures on the intensity of survey (sampling effort) are not provided and considering the tiny size of the individuals both adults (ca. 0.3 mm length) and juveniles (ca. 0.2 mm length).
8	Sampling and laboratory testing	For the identification of viruses, bacteria, fungi and nematodes in the seedlings to be exported, min. 5 max. 25 seedlings are randomly taken from the plantation in the	Yes	It can be effective. Uncertainties: The modalities and intensity of survey are not known.

No.	Risk mitigation measure (name)	Description	Effective	Evaluation/ Uncertainties
		nursery garden and sealed by the inspector and sent to the laboratory for analysis. Soil samples are taken for laboratory analysis in terms of quarantine organisms, particularly to check if it is free from nematodes. If it is found that the growing medium is free from nematodes, the production of saplings is started.		
9	Root Washing	Roots are washed in the washing areas, near the warehouses.	No	
10	Refrigeration	The temperature of the storage tanks is between 2°C and 4°C and the humidity is 85–95%. Transportation is made with refrigerated trucks with the same conditions.	Yes	Low temperatures can slow down its development but not kill the mite.
11	Pre-consignment inspection	Prior to export, planting material for which a Phytosanitary Certificate is to be issued shall be subjected to phytosanitary inspection. Only certified plants for planting may be exported. Phytosanitary inspectors are responsible for export controls, sampling and issuing certificates.	Yes	The procedures applied could be effective in detecting <i>C. irani</i> though the mite presence could be overlooked by visual inspection especially in the case of low infestations without using an adequate magnification considering the tiny size of the individuals both adults (ca. 0.3 mm length) and juveniles (ca. 0.2 mm length). Uncertainties: Specific figures on the intensity of survey (sampling effort) are not provided.

A.2.5. Overall likelihood of pest freedom

A.2.5.1. Reasoning for a scenario which would lead to a reasonably low number of infested consignments

- *Malus domestica* is not the preferred host.
- Limited distribution.
- All material is produced within the nurseries.
- The natural spread is limited.
- Pesticides are effective against eggs, larvae and adults.
- Pruning reduces infestation levels and increases sunlight exposure.
- Biological enemies are present.
- Careful inspections by trained personnel using proper tools identify infestations.
- Mother plants are controlled by educated experts.
- Bundles are composed of 10 plants.
- Mainly young plants, e.g. rootstocks, are exported.

A.2.5.2. Reasoning for a scenario which would lead to a reasonably high number of infested consignments

- *Malus domestica* is a preferred host.
- Spread to more area in Turkey/no climatic restrictions.

- Most of the propagation material is produced in other nurseries.
- Wind and human-assisted dispersal play a role in spreading the pest.
- Pesticides are not effective against eggs, larvae and adults.
- Biological enemies are not present or affected by pesticide treatments.
- Inspections are not effective in identifying pest presence.
- Control of mother plants is not effective.
- Bundles are composed of 25 plants.
- Mainly older plants, e.g. grafted trees, are exported.

A.2.5.3. Reasoning for a central scenario equally likely to over- or underestimate the number of infested consignments (Median)

Due to the limited information available about pest presence and pressure in the nursery area, the panel considers lower values as likely as higher values.

A.2.5.4. Reasoning for the precision of the judgement describing the remaining uncertainties (1st and 3rd quartile/interquartile range)

The values reflect a high uncertainty due to the lack of information on pest pressure and the difficulty to detect the pest by visual inspection.

A.2.5.5. Elicitation outcomes of the assessment of the pest freedom for *Cenopalpus irani* on crop

The following tables show the elicited and fitted values for pest infestation (Table A.3) and pest freedom (Table A.4).

Table A.3: Elicited and fitted values of the uncertainty distribution of pest infestation by *Cenopalpus irani* per 10,000 bundles of rooted plants

Percentile	1%	2.5%	5%	10%	17%	25%	33%	50%	67%	75%	83%	90%	95%	97.5%	99%
Elicited values	2					10		20		32					55
EKE	2.01	2.50	3.32	4.96	7.22	10.1	13.1	19.8	27.6	32.2	37.5	42.9	48.2	51.9	55.2

The EKE results are the *BetaGeneral* (1.0206,1.9271,1.67,60.5) distribution fitted with @Risk version 7.6.

Based on the numbers of estimated infested plants, the pest freedom was calculated (i.e. = 10,000 – number of infested plants per 10,000). The fitted values of the uncertainty distribution of the pest freedom are shown in Table A.4.

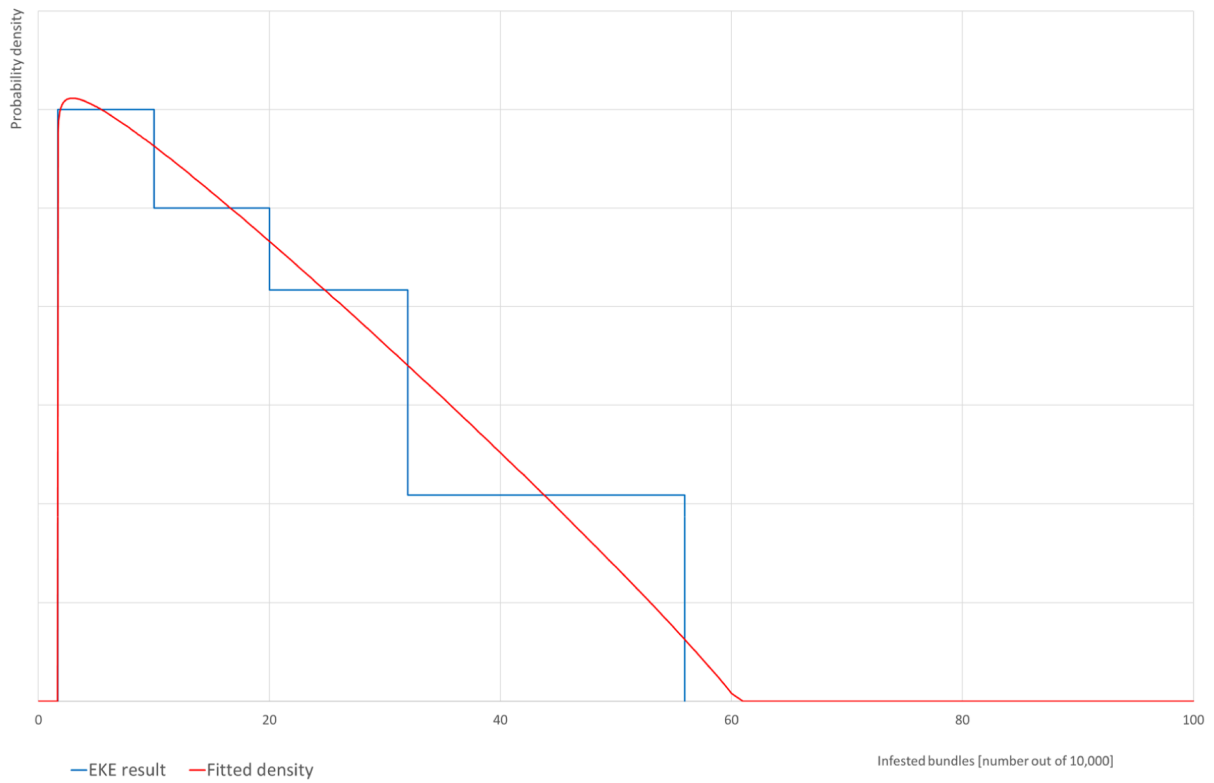
Table A.4: The uncertainty distribution of plants free of *Cenopalpus irani* per 10,000 bundles of rooted plants calculated by Table A.3

Percentile	1%	2.5%	5%	10%	17%	25%	33%	50%	67%	75%	83%	90%	95%	97.5%	99%
Values	9,945					9,968		9,980		9,990					9,998
EKE results	9,945	9,948	9,952	9,957	9,962	9,968	9,972	9,980	9,987	9,990	9,993	9,995	9,997	9,997	9,998

The EKE results are the fitted values.

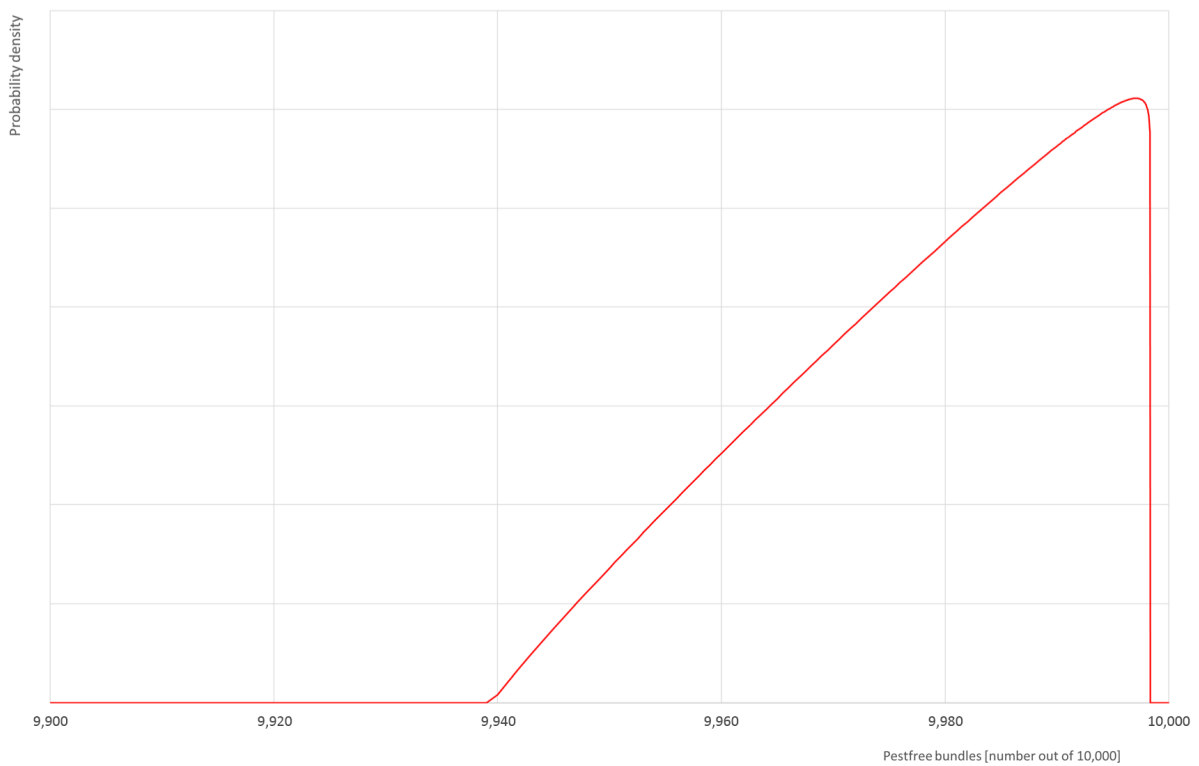
(a)

Cenopalpus irani, rooted plants



(b)

Cenopalpus irani, rooted plants



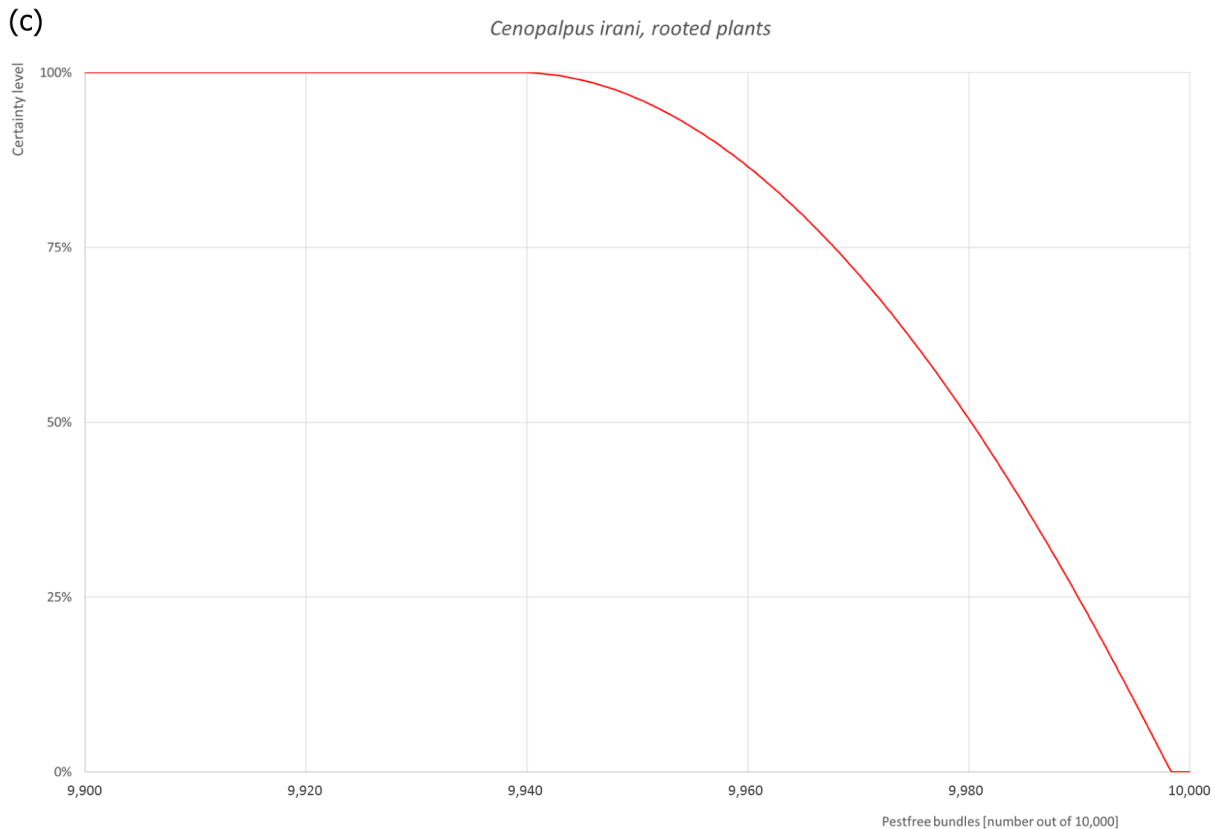


Figure A.2: (a) Elicited uncertainty of pest infestation per 10,000 plants (histogram in blue – vertical blue line indicates the elicited percentile in the following order: 1%, 25%, 50%, 75%, 99%) and distributional fit (red line); (b) uncertainty of the proportion of pest-free plants per 10,000 (i.e. = 1 – pest infestation proportion expressed as percentage); (c) descending uncertainty distribution function of pest infestation per 10,000 plants

A.2.6. Reference list

- EUROPHYT, online. European Union Notification System for Plant Health Interceptions – EUROPHYT. Available online: http://ec.europa.eu/food/plant/plant_health_biosecurity/europhyt/index_en.htm
- TRACES-NT, online. TRAdE Control and Expert System. Available online: <https://webgate.ec.europa.eu/tracesnt>
- Khanjani M, Farzan S, Asadi M and Khanjani M, 2013. Checklist of the flat mites (Acari: Trombidiformes: Tenuipalpidae) of Iran. *Persian Journal of Acarology*, 2, 235–251. <https://doi.org/10.22073/pja.v2i2.9957>
- Khanjani M, Khanjani M, Saboori AR and Seeman OD, 2012. The false spider mites of the genus *Cenopalpus* Pritchard & Baker (Acari: Tenuipalpidae) from Iran. *Zootaxa* 3433, 1–59. <https://doi.org/10.11646/zootaxa.3433.1.1>
- Çobanoğlu S, Erdoğan T and Kılıç N, 2019. Four new flat mite records for the mite fauna of Turkey (Acari: Tenuipalpidae), *International Journal of Acarology*, 45, 159–175. <https://doi.org/10.1080/01647954.2018.1561751>
- Rashki M, Saboori A, Nowzari J and Zenouz BE, 2004. Biology of *Cenopalpus irani* (Acari: Tenuipalpidae), in Mahdasht region, Karaj. *Systematic and Applied Acarology*, 9, 23. <https://doi.org/10.11158/saa.9.1.3>
- Mehrnejad MR and Ueckermann, EA, 2001. Mites (Arthropoda: Acari) associated with pistachio tree (Anacardiaceae) in Iran (I). *Systematic and Applied Acarology Special Publications*, 6, 1–12. <https://doi.org/10.11158/saasp.6.1.1>
- Darbemamieh M, Kamali K and Fathipour Y, 2009. Bionomics of *Cenopalpus irani*, *Bryobia rubrioculus* and their egg predator *Zetzellia mali* (Acari: Tenuipalpidae, Tetranychidae, Stigmaeidae) in natural conditions. *Munis Entomology & Zoology*, 4, 341–354.
- Bazgir F, Jafari S, Shakarami J and Bahirae F, 2015. Effect of temperature on the reproductive parameters and survival of *Cenopalpus irani* Dosse (Tenuipalpidae). *Acarina*, 23, 181–187.
- Beyzavi G, Ueckermann E, Faraji F and Ostovan H, 2013. A catalog of Iranian prostigmatic mites of superfamilies Raphignathoidea & Tetranychoidae (Acari). *Persian Journal of Acarology*, 2, 389–474.

Fathipour Y and Maleknia B, 2016. Mite Predators. In: Omkar (Ed.) Ecofriendly Pest Management for Food Security. Elsevier, San Diego, USA, pp. 329–366. <https://doi.org/10.1016/B978-0-12-803265-7.00011-7>

A.3. *Cicadatra persica*

A.3.1. Organism information

Taxonomic information	<p>Current valid scientific name: <i>Cicadatra persica</i> (Kirkaldy, 1909)</p> <p>Synonyms: <i>Cicada lineola</i> Hagen, 1856; <i>Cicadatra lineola</i> (Hagen, 1856); <i>Tettigia (Cicadatra) lineola</i> (Hagen, 1856), (Kirkaldy 1909).</p> <p>Name used in the EU legislation: –</p> <p>Order: Hemiptera Family: Cycadidae Common name: – Name used in the Dossier: <i>Cicadatra persica</i> (Kirkaldy, 1909)</p>
Group	Insects
EPPO code	Not Available
Regulated status	The species is not included in any Eppo list and it is not regulated elsewhere in the world.
Pest status in Turkey	<i>Present</i> , widely distributed (Kartal and Zeybekoglu, 1999; Demir 2008, 2019; Kemal and Koçak 2014; Kaplan and Tezcan 2016; Gbif).
Pest status in the EU	<i>Present: Italy</i> (Sicily) (Gogala and Trilar 1998) but D’Urso and Sabella (2011) wrote that the presence of <i>C. persica</i> in Sicily is of uncertain validity or reported only once in remote times for which the presence is to be verified; Monaco (Demir 2008); Gogala and Trilar (1998) wrote that this species is unknown in Greece; however, the same authors suggested that there is the possibility that this species is present in Greece and Albania. Moreover, starting from 2007, there were some records of <i>C. persica</i> in Gbif site in Bulgaria (Háva 2016; Trilar et al., 2020)
Pest status in other countries	Present in Azerbaijan, Georgia, North Macedonia (Gogala and Trilar 1998); Syria (Dardar et al., 2013), Iran (Mozaffarian and Sanborn 2010); Pakistan (Ahmed and Sanborn 2010; Ahmed, et al. 2012, 2013); Israel, Syria, Turkey, European part of Russia (Gogala and Trilar 1998; Sanborn 2014); Iran (Mozaffarian, 2013).
Host status on <i>Malus domestica</i>	<p><i>Malus domestica</i> is a host of the pest and the species could complete its life cycle on this host (Dardar et al., 2012, 2013).</p> <p>However, in spite of the wide distribution of the species in Iran, large populations and the activity of species as pest have never been recorded. There is no host data in Iran (Mozaffarian 2018).</p> <p>The species was also collected on herbaceous plants under <i>Pyrus spp.</i> and <i>Prunus spp.</i> (Demir 2019).</p> <p>Cicadas often cause damage in orchards and olive groves, but this usually occurs when they are close to woods. The Syrian authors have not described the habitat surrounding the damaged plants nor have specified the proximity of the damaged trees to woods.</p>
PRA information	There is no PRA available.
Other relevant information for the assessment	
Biology	<p>The egg-nest of <i>C. persica</i> contains a number of slits, and each slit includes numerous eggs. The medium number of eggs per slit was 11. In a study conducted in Syria, the mean number of eggs per nest was about 155; dissection of the larger nests showed that it may attain at least 400 eggs; in almost 50% of the cases, the number of egg-nests per tree was between 1 and 2 (Dardar et al., 2013). Eggs are covered by a layer of macerated epidermal tissue (Logan and Maher, 2009) that may prevent penetration by contact insecticides, such as mineral oil (Dardar et al., 2013)</p>

	<p>In Syria, the first observation of the adults in the orchards was on 7 June, and the first observation of egg laying was on 14 June. The time between the two observations showed that the females become ready to mate and lay eggs, and the males start to sing and mate a few days after emergence (Dardar et al., 2012).</p> <p>The emergence peak was recorded in the fourth week of June. Egg development lasted approximately 40 days, with the first eggs hatching on 1st August and the final hatch on 17th August (Dardar et al., 2012).</p> <p>The length of the cycle is unknown (Dardar et al., 2012, 2013).</p>	
Symptoms	Main type of symptoms	<p>The damage done during oviposition does not cause the death of the branches (Dardar et al., 2012). This damage leads to leaf fall and reduced growth (Dardar et al., 2013). However, the most obvious damage is that caused by oviposition in small twigs. This damage causes twigs to split and die, causing a symptom called flagging which is also caused by other pests (Dardar et al., 2012). The damage caused by this species is also due to the nymphs, which attack the roots of <i>M. domestica</i> underground (Dardar et al., 2013). The symptoms are easy to detect.</p>
	Presence of asymptomatic plants	No data available.
	Confusion with other pests	<p>Identification of species of <i>Cicadatra</i> is challenging due to the variation of species within the genus and the similar general appearance of many species (Ahmed et al., 2013). Specimens of <i>C. persica</i> can show different morphological patterns (Dardar and Belal, 2013).</p> <p>There is a systematic key to distinguishing the Iranian species of the genus <i>Cicadatra</i> (<i>two</i>) (Mozaffarian, 2018). There is a systematic key to distinguishing the species of the genus <i>Cicadatra</i> from Pakistan (9) (Ahmed et al., 2012, 2013).</p> <p>The species is very close to <i>Cicadatra hyaline</i>, <i>C. hyalinata</i> and <i>C. atra</i> but can be morphologically identified (Gogala and Trilar, 1998).</p> <p><i>Cicadatra persica</i> can be differentiated by <i>C. karachiensis</i> by the black colour of pronotal collar; moreover, the specimens of <i>C. persica</i> are much larger with body lengths greater than 24 mm (Ahmed et al., 2010).</p> <p>Species can be also distinguished by analysing the songs (Gogala and Trilar, 1998; Dardar et al., 2013).</p> <p>There is a mitochondrial fragment of COI sequence of <i>C. persica</i> deposited in the Bold database that could permit the molecular identification.</p>
Host plant range	<p>The only host reported is <i>Malus domestica</i> (Dardar et al., 2012, 2013). However, <i>C. persica</i> was also collected on herbaceous plants under <i>Pyrus</i> and <i>Prunus</i> (Demir, 2019).</p>	
Reported evidence of impact	<p>In spite of the wide distribution of the species in Iran, large populations and the activity of species as pest have never been recorded. However, no sufficient data are available.</p>	
Pathways and evidence that the commodity is a pathway	<p>The most possible way to spread is through the introduction of plant materials, as eggs can be found in the branches or sprouts of plants. There are no data on the active dispersal capacity and flight capacity of the pest.</p>	
Surveillance information	<p>There is no surveillance for <i>C. persica</i> in Turkey (based on the apple technical report).</p>	

A.3.2. Possibility of pest presence in the nursery

A.3.2.1. Possibility of entry from the surrounding environment

If present in the surroundings, the pest can enter the nursery as Turkey is producing these plants for planting outdoors. The pest could enter the nursery mainly by active dispersal (flight). The only host reported is *M. domestica*. However, *C. persica* was also collected on herbaceous plants under *Pyrus* and *Prunus*. No surveillance for *C. persica* is performed in Turkey.

Uncertainties:

- The pest is reported to be widely distributed in Turkey; however, no data are available on the distribution of the pest or population densities in the areas of production.

Taking into consideration the above evidence and uncertainties, the Panel considers that it is possible for the pest to enter the nursery.

A.3.2.2. Possibility of entry with new plants/seeds

The pest can be transported on host plants, particularly plants for planting and cut branches, as eggs can be found in the branches or sprouts of plants. This causes twigs to split and die, causing a symptom called flagging which is also due to other pests. Besides, the nymphs attack the roots of *M. domestica* underground; therefore, they can be accidentally transported through plants for planting with soil or soil movement.

Uncertainties:

- Uncertain if certified material is screened for this pest. Although the symptoms are easy to detect, the eggs can be overlooked because they are laid inside tissues.

Taking into consideration the above evidence and uncertainties, the Panel considers it possible that the pest could enter the nursery.

A.3.2.3. Possibility of spread within the nursery

If the pest enters the nursery from the surroundings, it could spread either by adult flight, soil movement or infested plant material. The only host reported is *M. domestica*. However, *C. persica* was also collected on herbaceous plants.

Taking into consideration the above evidence, the Panel considers that the transfer of the pest within the nursery is possible.

A.3.3. Information from interceptions

There are no records of interceptions of *M. domestica* plants for planting from Turkey due to the presence of *C. persica* between 1994 and March 2022 (EUROPHYT and TRACES-NT, online).

A.3.4. Evaluation of the risk mitigation options

In the table below, all risk mitigation measures currently applied in Turkey are listed and an indication of their effectiveness on *C. persica* is provided. The description of the risk mitigation measures currently applied in Turkey is provided in Table 6.

No.	Risk mitigation measure (name)	Description	Effect on the pest	Evaluation and uncertainties
1	Certified material	The Ministerial experts and inspectors carry out the phytosanitary control on mother plants in spring, summer and autumn for harmful organisms, and the amount of propagation materials (grafted plants, budwoods, rootstocks, scions) that can be obtained from mother plants is determined. For the	Yes	The procedures applied could be effective in detecting <i>C. persica</i> infestations though visual inspections may fail to detect the eggs. The details of the certification process are not

No.	Risk mitigation measure (name)	Description	Effect on the pest	Evaluation and uncertainties
		saplings, the phytosanitary control is also carried out at the same time, regarding harmful organisms specified in quarantine and plant passports, and certification regulations. If free from the harmful organisms, the Ministry issues certificates and labels for the propagation material to be taken from plants in the mother blocks. Certified seed or certified seedling is grafted with certified budwood in a certified nursery. Certificate and combined certification-passport labels are issued by the Ministerial Organization and sent to the producer for the saplings that meet the requirements in the Regulations.		given (e.g. number of plants, intensity of surveys and inspections, etc.). Uncertainties: The details of the certification process are not given (e.g. number of plants, intensity of surveys and inspections, etc.). Specific figures on the intensity of survey (sampling effort) are not provided.
2	Phytosanitary certificates and plant passport	Export nurseries must obtain special certification from Turkish Authorities before they begin producing plants for planting. Nurseries must notify technical staff members responsible for production to obtain this certificate, which is then used for registration in the plant passport system. The phytosanitary inspections are done macroscopically. However, if there are signs of disease in the plants or in the immediate vicinity, the inspections are carried out by laboratory analysis. During the production period, official inspection is carried out. After the official approval that the sapling is free from the quarantine factor and true to type, its certificate-passport label is issued by the Ministry. The Phytosanitary Certificates/Re-Export Phytosanitary Certificates are issued in exportation of plants and plant products with respect to plant health. In issuing such certificates, the phytosanitary requirements of the importer country are taken into account, in compliance with the ISPM No: 7 and ISPM No: 12 rules.	Yes	The procedures applied could be effective in detecting <i>C. persica</i> infestations though visual inspections may fail to detect the eggs. The details of the certification process are not given (e.g. number of plants, intensity of surveys and inspections, etc.). Uncertainties: Specific figures on the intensity of survey (sampling effort) are not provided.
3	Cleaning and disinfection of facilities, tools and machinery	Tools are disinfected with chemical compounds containing 10% chlorine prior to using in sapling and mother plants	No	
4	Roguing and pruning	Applied in case of infections/infestations.	Yes	It could be useful in removing infested plant parts and identifying pest presence.
5	Biological control and mechanical control	Weeds are controlled mechanically in the nurseries and in the surrounding areas.	No	

No.	Risk mitigation measure (name)	Description	Effect on the pest	Evaluation and uncertainties
		Nogall (biological control agent) is applied to protect against crown gall.		
6	Pesticide application	The saplings are sprayed against aphids, thrips, whiteflies, red spider pests, black spot, powdery mildew, root rot diseases and, depending on the situation, to fight or protect against weeds. Before loading the plants on the trucks for transport, the roots of seedlings are sprayed with fungicide (Thiram).	Yes	Although no specific insecticides targeting this pest are mentioned in the dossier, the active ingredients used for other insects would be somewhat effective against the pest. Vegetable oil can have an effect on adults or nymphs if directly sprayed. Uncertainties: No details are given on which pesticides are applied from those listed in the Dossier, on the pesticide application, schedule and on the application methods.
7	Surveillance and monitoring	Necessary precautions are taken to ensure that there are no plants other than certified saplings in the production plot and application areas. Plants closer than 15 m from the plot are not usually available. Plants around the production areas are also annually inspected by the Ministry expert in terms of quarantine organisms. In the event that these plants are contaminated with harmful organisms subject to quarantine, these plants and saplings in this area are destroyed.	Yes	It can be effective. Uncertainties: Specific figures on the intensity of survey (sampling effort) are not provided.
8	Sampling and laboratory testing	For the identification of viruses, bacteria, fungi and nematodes in the seedlings to be exported, min. 5 max. 25 seedlings are randomly taken from the plantation in the nursery garden and sealed by the inspector and sent to the laboratory for analysis. Soil samples are taken for laboratory analysis in terms of quarantine organisms, particularly to check if it is free from nematodes. If it is found that the growing medium is free from nematodes, the production of saplings is started.	No	
9	Root Washing	Roots are washed in the washing areas, near the warehouses.	Yes	It could be effective in removing nymphs from roots.
10	Refrigeration	The temperature of the storage tanks is between 2°C and 4°C and the humidity is 85–95%. Transportation is made with refrigerated trucks with the same conditions.	Yes	Low temperatures can slow down its development but not kill the insect.

No.	Risk mitigation measure (name)	Description	Effect on the pest	Evaluation and uncertainties
11	Pre-consignment inspection	Prior to export, planting material for which a Phytosanitary Certificate is to be issued shall be subjected to phytosanitary inspection. Only certified plants for planting may be exported. Phytosanitary inspectors are responsible for export controls, sampling and issuing certificates.	Yes	The procedures applied could be effective in detecting <i>C. persica</i> infestations though visual inspections may fail to detect the eggs. Uncertainties: No specific figures on the intensity of survey (sampling effort) are provided.

A.3.5. Overall likelihood of pest freedom

A.3.5.1. Reasoning for a scenario which would lead to a reasonably low number of infested consignments

- Malus is not a preferred host.
- There are only nymphs during winter (export time).
- No other host plants in the surroundings.
- Adults are large and visible on the twigs, besides egg laying causes evident leaf drop.
- Adults fly and can be detected.
- Detection by sound.
- Pesticides are applied and are effective against emerging nymphs and adults.
- Absence of soil prevents nymph development.
- Washing is effective to remove nymphs from the roots.
- Bundles are composed of 10 plants.
- Mainly young plants, e.g. rootstocks, are exported.

A.3.5.2. Reasoning for a scenario which would lead to a reasonably high number of infested consignments

- Malus is a preferred host favourable (only) host.
- Adults may appear earlier in the season (spring).
- Other host plants are present in the nurseries and in the surroundings.
- Eggs can be overlooked, only wounds are visible.
- Not specific symptoms
- Eggs are resistant to contact pesticides.
- Soil is not reached.
- Soil remaining attached to the roots may be infested.
- Bundles are composed of 25 plants.
- Mainly older plants, e.g. grafted trees, are exported.

A.3.5.3. Reasoning for a central scenario equally likely to over- or underestimate the number of infested consignments (Median)

Due to the limited information available about pest presence and pressure in the nursery area, the panel considers lower values as likely as higher values.

A.3.5.4. Reasoning for the precision of the judgement describing the remaining uncertainties (1st and 3rd quartile/interquartile range)

The values reflect a high uncertainty due to the lack of information on pest pressure.

A.3.5.5. Elicitation outcomes of the assessment of the pest freedom for *Cicadatra persica*

The following Tables show the elicited and fitted values for pest infestation/infection (Table A.5) and pest freedom (Table A.6).

Table A.5: Elicited and fitted values of the uncertainty distribution of pest infestation by *Cicadatra persica* per 10,000 bundles

Percentile	1%	2.5%	5%	10%	17%	25%	33%	50%	67%	75%	83%	90%	95%	97.5%	99%
Elicited values	0.00					0.25		0.50		0.75					1.00
EKE	0.01	0.03	0.05	0.10	0.17	0.25	0.33	0.50	0.67	0.75	0.83	0.90	0.95	0.98	0.99

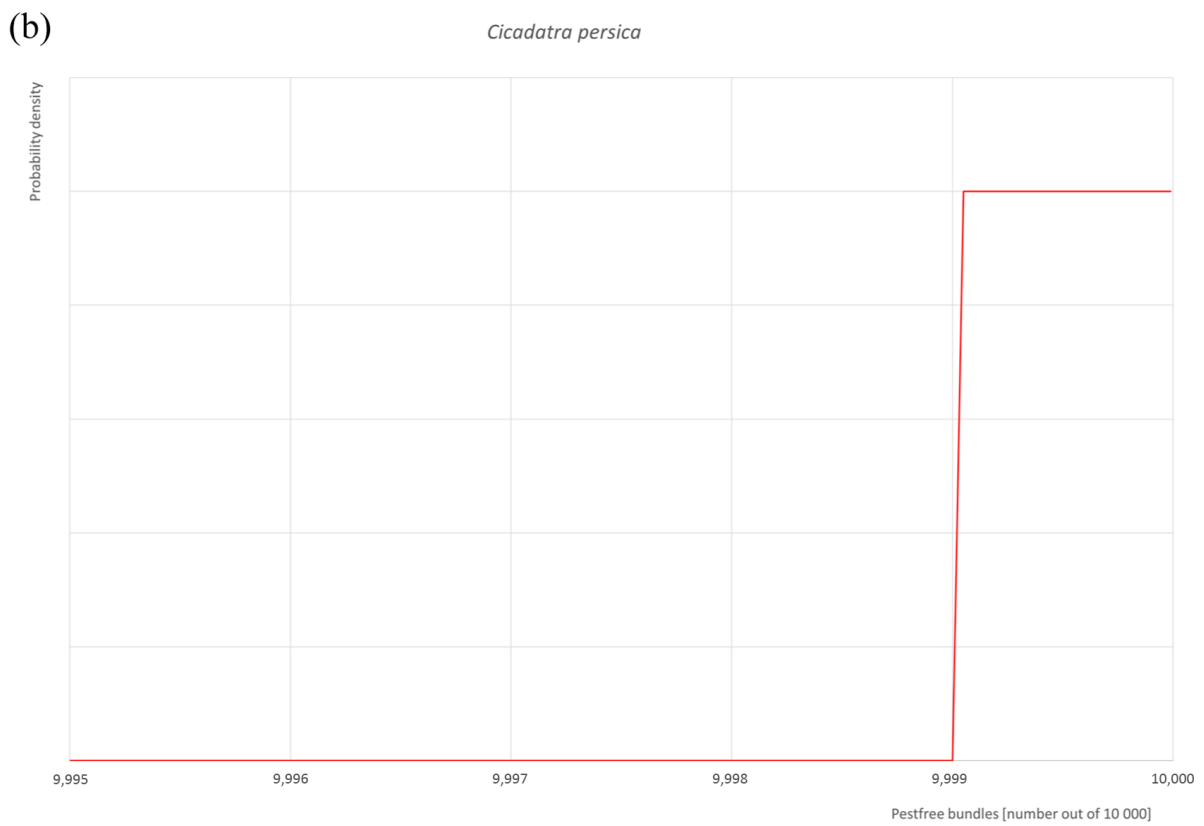
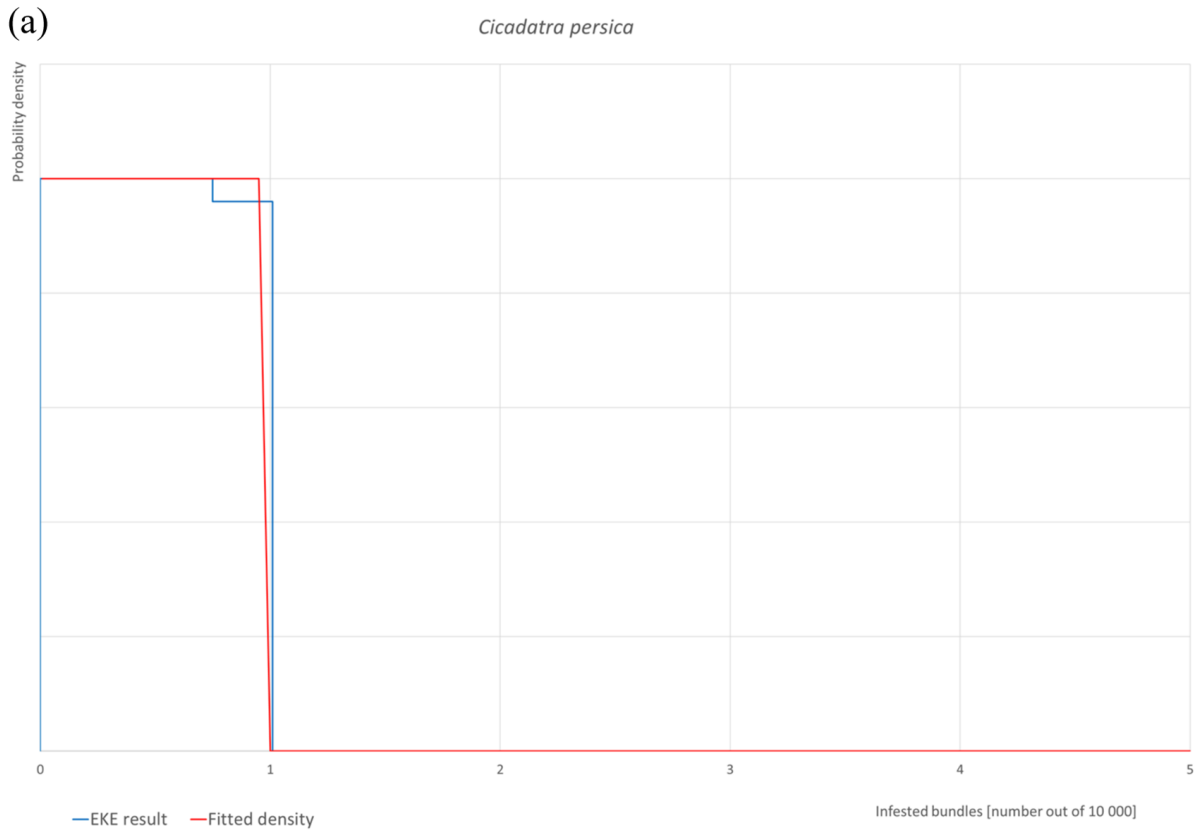
The EKE results *BetaGeneral* (1,1,0,1) distribution fitted with @Risk version 7.6.

Based on the numbers of estimated infested plants the pest freedom was calculated (i.e. =10,000 – the number of infested plants per 10,000). The fitted values of the uncertainty distribution of the pest freedom are shown in Table A.6.

Table A.6: The uncertainty distribution of plants free of *Cicadatra persica* per 10,000 bundles calculated by Table A.5

Percentile	1%	2.5%	5%	10%	17%	25%	33%	50%	67%	75%	83%	90%	95%	97.5%	99%
Values	9999.0					9999.3		9999.5		9999.8					10,000
EKE results	9999.0	9999.0	9999.1	9999.1	9999.2	9999.3	9999.3	9999.5	9999.7	9999.8	9999.8	9999.9	9999.95	9999.98	10,000

The EKE results are the fitted values.



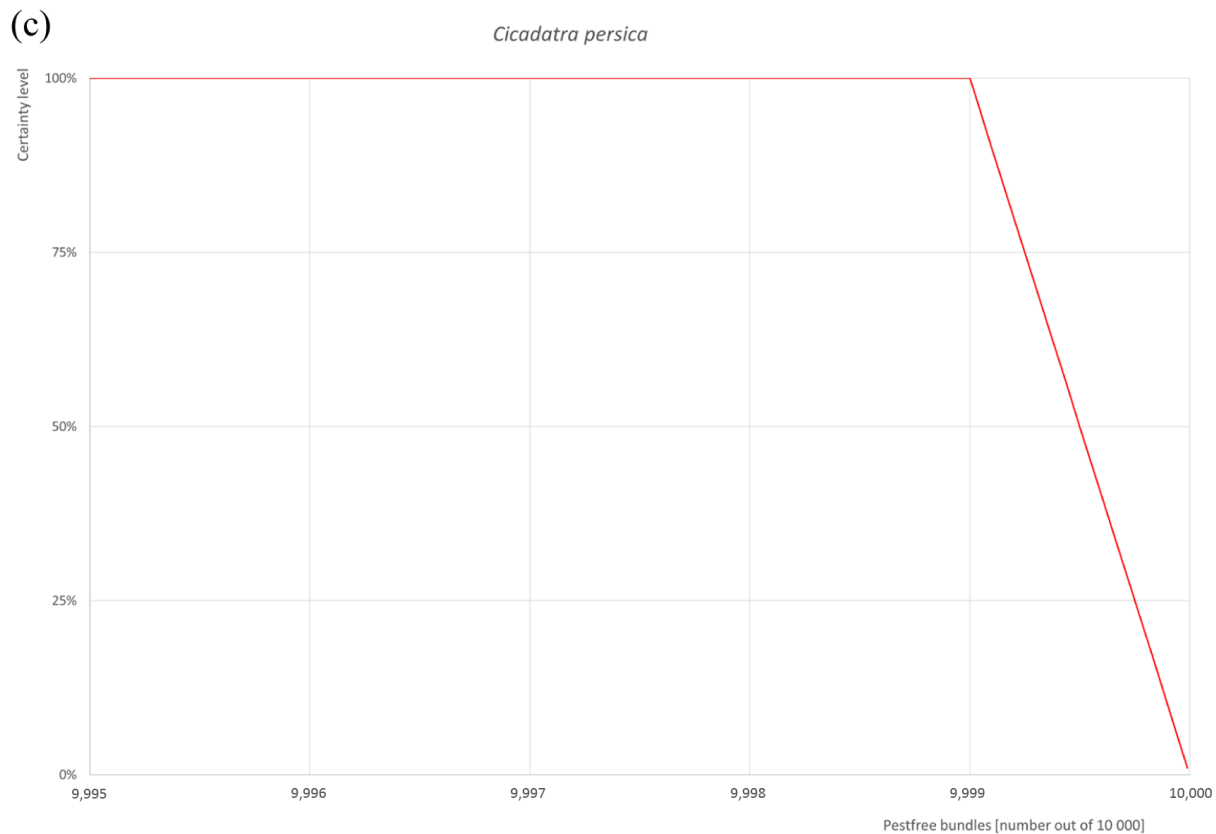


Figure A.3: (a) Elicited uncertainty of pest infestation per 10,000 bundles (histogram in blue—vertical blue line indicates the elicited percentile in the following order: 1%, 25%, 50%, 75%, 99%) and distributional fit (red line); (b) uncertainty of the proportion of pest free bundles per 10,000 (i.e. = 1 – pest infestation proportion expressed as percentage); (c) descending uncertainty distribution function of pest infestation per 10,000 bundles

A.3.6. Reference list

- Ahmed Z, Sanborn AF and Hill KBR, 2010. A new species of the cicada genus *Cicadatra* from Pakistan: (Hemiptera: Cicadoidea: Cicadidae). *Zoology in the Middle East*, 51, 75–81. <https://doi.org/10.1080/09397140.2010.10638443>
- Ahmed Z, Sanborn AF and Akhter MA, 2012. A new species of the cicada genus *Cicadatra Kolenati*, 1857 (Hemiptera, Cicadidae) from Pakistan with a key to the known species of Pakistani *Cicadatra*. *ZooKeys*, 174, 41–48. <https://doi.org/10.3897/zookeys.174.2299>
- Ahmed Z, Sanborn AF and Akhter MA, 2013. Two new species of the genus *Cicadatra Kolenati* (Hemiptera: Cicadidae) from Pakistan. *Zootaxa*, 3750, 176–184. <https://doi.org/10.11646/zootaxa.3750.2.5>
- Ahmed Z, Sanborn AF and Khatri I, 2015. A key to the cicada fauna of Pakistan based on structural variation in the timbals (Hemiptera: Cicadoidea). *Pakistan Journal of Zoology*, 47, 589–591.
- Dardar MA and Belal HMR, 2013. Morphological differences among egg nests and adult individuals of *Cicadatra persica* (Hemiptera, Cicadidae), distributed in Erneh, Syria. *ZooKeys*, 319, 11–25. <https://doi.org/10.3897/zookeys.319.4189>
- Dardar MA, Belal HMR and Basheer AM, 2012. Observations on some biological aspects of *Cicadatra persica* (Cicadidae: Hemiptera) in apple fruit orchards in Erneh, Syria. *Journal of Entomological and Acarological Research*, 44, 12. <https://doi.org/10.4081/jeur.2012.e12>
- Dardar MA, Belal HMR and Basheer AM, 2013. The occurrence of the cicada *Cicadatra persica* on apple trees, *Malus domestica*, in Erneh, Syria. *Journal of Insect Science*, 13, 3–7. <https://doi.org/10.1673/031.013.4201>
- Demir E, 2008. The fulgoromorpha and Cicadomorpha of Turkey. Part I: Mediterranean region (Hemiptera). *Munis Entomology and Zoology*, 3, 447–522.

- Demir E, 2019. Biodiversity and zoogeography of Cicadomorpha (Excl. Deltocephalinae) species from Southwestern Turkey (Insecta: Hemiptera). *Munis Entomology and Zoology*, 14, 236–243.
- D'Urso V and Sabella G, 2011. Zoogeografia degli Auchenorrhynchi di Sicilia (Insecta, Hemiptera). *Biogeographia – The Journal of Integrative Biogeography*, 30. <https://doi.org/10.21426/b630110598>
- Gogala M and Trilar T, 1998. First record of *Cicadatra persica* Kirkaldy, 1909 from Macedonia, with description of its song. *Acta Entomologica Slovenica*, 6, 5–15.
- Háva JJ, 2016. *Cicadatra persica* (Kirkaldy, 1909) new for Bulgaria (Hemiptera: Auchenorrhyncha: Cicadidae). *Arquivos Entomológicos*, 16, 137–138.
- Kirkaldy GW, 1909. Hemiptera, old and new. *The Canadian Entomologist*, 2, 388–392.
- Kartal V and Zeybekoglu U, 1999. An Investigation on the Morphology of Genital Organs and Oviposition Capacity of *Cicadatra persica* Kirkaldy, 1909 (Cicadidae, Homoptera), *Turkish Journal of Zoology*, 23.
- Kaplan C and Tezcan S, 2016. Investigations on the distribution, Morphology and Some Bioecological Aspects of *Cicadatra hyalina* (Fabricius, 1798) (Hemiptera: Cicadidae) Occurring in Cherry Orchards in İzmir Province of Turkey. *Türkiye Tarımsal Araştırmalar Dergisi*, 3, 145–151. <https://doi.org/10.19159/tutad.34726>
- Kemal M and Koçak AO, 2014. Illustrated and annotated list on the Entomofauna of Gören Mount (Van Province, East Turkey), with ecological remarks. *Priamus*, 33, 5–206.
- Mozaffarian F, 2018. An Identification key to the species of Auchenorrhyncha of Iranian fauna recorded as pests in orchards and a review on the pest status of the species. *Zootaxa*, 4420, 475–501. <https://doi.org/10.11646/zootaxa.4420.4.2>
- Mozaffarian F and Sanborn AF, 2010. The cicadas of Iran with the description of two new species (Hemiptera, Cicadidae). *Deutsche Entomologische Zeitschrift*, 57, 69–84.
- Mozaffarian F and Sanborn AF, 2013. A new species of the genus *Cicadatra* from Iran (Hemiptera: Auchenorrhyncha: Cicadidae). *Acta Entomologica Musei Nationalis Pragae*, 53, 39–48. <https://doi.org/10.5281/zenodo.4468203>
- Sanborn AF, 2014. *Catalogue of the Cicadoidea* (Hemiptera: Auchenorrhyncha). Academic Press/Elsevier, London, UK, viii +1,001 pp.
- Trilar T, Gjonov I and Gogala M, 2020. Checklist and provisional atlas of singing cicadas (Hemiptera: Cicadidae) of Bulgaria, based on bioacoustics. *Biodiversity Data Journal*, 8, 1–80. <https://doi.org/10.3897/BDJ.8.E54424>

A.4. *Didesmococcus unifasciatus*

A.4.1. Organism information

Taxonomic information	<p>Current valid scientific name: <i>Didesmococcus unifasciatus</i></p> <p>Synonyms: <i>Physokermes unifasciatus</i> Archangelskaya 1923; <i>Physokermes (Eulecanium) unifasciatus</i> Archangelskaya 1931; <i>Sphaerolecanium unifasciatus</i> (Archangelskaya, 1923); <i>Lecanium unifasciatus</i> (Archangelskaya, 1923); <i>Sphaerolecanium unifasciatus</i> Kiritshenko, 1936 (change of combination) <i>Eriochiton amygdalae</i> Rao 1939; <i>Eulecanium unifasciatus</i> Borchsenius, 1949; <i>Didesmococcus megriensis</i> Borchsenius, 1953, <i>Didesmococcus unifasciatus</i> Borchsenius, 1953; <i>Eriochiton amygdalae</i> Rao, 1939, <i>Lecanium unifasciatus</i> Borchsenius, 1937 (Garcia Morales et al., 2016)</p> <p>Name used in the EU legislation: –</p> <p>Order: Hemiptera</p> <p>Family: Coccidae</p> <p>Common name:</p> <p>Name used in the Dossier: –</p>
Group	Insects
EPPO code	NA
Regulated status	<i>Didesmococcus unifasciatus</i> is not regulated in the EU
Pest status in Turkey	<p>The pest is present in Turkey, in the regions of Hakkari (Kaydan and Kozár, 2010) and Diyarbakır (Bolu, 2012).</p> <p>Host plant: <i>Prunus dulcis</i>, <i>Prunus persica</i>, (Bolu, 2012; Çiftçi, 2021).</p> <p>Soft scale insect samples were collected from the province of Diyarbakır in the South-eastern Part of Turkey between 2006 and 2007.</p>

Pest status in the EU	Absent	
Host status on <i>Malus domestica</i>	<i>Malus domestica</i> is listed as hosts of <i>D. unifasciatus</i> (Bolu, 2012; Çiftçi, 2018).	
PRA information	No PRA available	
Other relevant information for the assessment		
Biology	The biology of the lecanine scale, <i>Didesmococcus unifasciatus</i> (Arch.) was studied in Lebanon (A. S. Talhouk). The scale is bisexual and univoltine. Young adults of both sexes appear and mate during the last week of April. Fertilised females double their size between the end of April when copulation occurs and the oviposition period in mid-June. A female lays between 1,500 and 2,400 eggs in 3–5 days under its scale, and egg hatching occurs some 4–5 days later. The scale passes through three larval instars. Winter is passed in the second larval instar. <i>D. unifasciatus</i> does not seem to have a true diapause period in Lebanon. This scale has a large number of natural enemies that keep it under control. Where contact insecticides are regularly used, a great reduction in populations of its natural enemies occurs (Talhouk, 1975).	
	Main type of symptoms	Infestation by this scale results in the death of almond trees within a period of three to five years after the start of an infestation.
	Presence of asymptomatic plants	Plant damage might not be obvious in early infestation or during dormancy (due to absence of leaves), but the presence of mealybugs on the plants could be observed for the presence of wax, honeydew and ants.
Symptoms	Confusion with other pests	Microscopic observation is needed for specific identification. A good description and illustration of the adult female is given by Hodgson (1994) and Borchsenius (1957). This latter also provides a good description of first-instar nymph, female last-instar nymph and male last-instar nymph.
	Host plant range	
	<i>Didesmococcus unifasciatus</i> has been recorded in Palaearctic and Oriental regions on <i>Amygdalus</i> sp., <i>A. communis</i> (= <i>Prunus dulcis</i>), <i>A. nana</i> , <i>A. pedunculata</i> , <i>Armeniaca</i> sp., <i>Ficus carica</i> , <i>Malus domestica</i> , <i>Persica concolor</i> , <i>P. vulgaris</i> , <i>Prunus</i> sp., <i>P. dulcis</i> , <i>P. prostrata</i> and <i>Ulmus</i> sp. (Ben-Dov et al., 2009). <i>Prunus persica</i> and <i>P. dulcis</i> are listed as hosts of <i>D. unifasciatus</i> (Bolu, 2012; Çiftçi, 2018).	
Pathways	Possible pathways of entry for <i>D. unifasciatus</i> are plants for planting, cut flowers, fruits and natural spread.	
	Aerial dispersal of crawlers (1st instar nymphs) is possible.	
	General pathways of entry for scale insects are plant materials of any kind (hiding in a protected site – on the bark, roots, stems, leaves, soil), human transportation, irrigation water, wind, animals and ants (Mani and Shivaraju, 2016, Berry, 2014).	
Surveillance information	No surveillance information for this pest is reported in the dossier. There is no information on whether the pest has ever been found in the nurseries or their surrounding environment.	

A.4.2. Possibility of pest presence in the nursery

A.4.2.1. Possibility of entry from the surrounding environment

Didesmococcus unifasciatus is present in Turkey, in the provinces of Hakkari (Kaydan and Kozar, 2010) and Diyarbakır on *Prunus persica* and *P. dulcis* (Bolu, 2012; Çiftçi, 2018). So, its distribution appears limited in the country. Possible pathways of entry into the nursery can be represented by movement of infested plants, wind, human and animal dispersal, irrigation water and possibly soil. The males can fly, but only to limited distances.

Uncertainties:

- *D. unifasciatus* population density in the nursery areas is not known.
- No information is provided about distance and botanical composition of surrounding environment.

Taking into consideration the above evidence and uncertainties, the panel considers that it is possible for the pest to enter the nursery from the surrounding area. The pest can be present in the

surrounding areas and the transferring rate could be enhanced by wind, animals and human movement.

A.4.2.2. Possibility of entry with new plants/seeds

The pest can be transported on host plants, particularly plants for planting and cut branches. The presence of the pest can be easily detected by visual inspection, mainly for the presence of honeydew, wax and ants; however, initial infestations (crawlers) can be overlooked by non-trained personnel.

Uncertainties:

- Uncertain if certified material is screened for this pest.

Taking into consideration the above evidence and uncertainties, the Panel considers it possible that the pest could enter the nursery, especially at initial infestation stages.

A.4.2.3. Possibility of spread within the nursery

Possible pathways of spreading within the nursery can be by movement of infested plants, wind, human and animal dispersal, irrigation water and possibly soil. The males can fly, but only to limited distances.

Uncertainties: –.

Taking into consideration the above evidence and uncertainties, the Panel considers that the transfer of the pest within the nursery is possible. Spread within the nursery could be enhanced by movement of infested plants, by wind, soil, human and animal dispersal.

A.4.3. Information from interceptions

In the EUROPHYT database there are no records of notification of *M. domestica* plants for planting from Turkey due to presence of *D. unifasciatus* between the years 1995 and 2019 (EUROPHYT, online).

A.4.4. Evaluation of the risk mitigation options

In the table below, all risk mitigation measures currently applied in Turkey are listed and an indication of their effectiveness on *Didesmococcus unifasciatus* is provided. The description of the risk mitigation measures currently applied in Turkey is provided in Table 6.

No.	Risk mitigation measure (name)	Description	Effective	Evaluation/Uncertainties
1	Certified material	The Ministerial experts and inspectors carry out the phytosanitary control on mother plants in spring, summer and autumn for harmful organisms, and the amount of propagation materials (grafted plants, budwoods, rootstocks, scions) that can be obtained from mother plants is determined. For the saplings, the phytosanitary control is also carried out at the same time, regarding harmful organisms specified in quarantine and plant passports, and certification regulations. If free from the harmful organisms, the Ministry issues certificates and labels for the propagation material to be taken from plants in the mother blocks. Certified seed or certified seedling is grafted with certified budwood in a certified nursery. Certificate and combined certification-passport labels are issued by the Ministerial Organization and sent to the	Yes	Potential <i>D. unifasciatus</i> infestations could be easily detected, though egg masses might be overlooked by non-trained personnel. Uncertainties: The details of the certification process are not given (e.g. number of plants, intensity of surveys and inspections, etc.). Specific figures on the intensity of survey (sampling effort) are not provided.

No.	Risk mitigation measure (name)	Description	Effective	Evaluation/Uncertainties
		producer for the saplings that meet the requirements in the Regulations.		
2	Phytosanitary certificates and plant passport	Export nurseries must obtain special certification from Turkish Authorities before they begin producing plants for planting. Nurseries must notify technical staff members responsible for production to obtain this certificate, which is then used for registration in the plant passport system. The phytosanitary inspections are done macroscopically. However, if there are signs of disease in the plants or in the immediate vicinity, the inspections are carried out by laboratory analysis. During the production period, official inspection is carried out. After the official approval that the sapling is free from the quarantine factor and true to type, its certificate-passport label is issued by the Ministry. The Phytosanitary Certificates/Re-Export Phytosanitary Certificates are issued in exportation of plants and plant products with respect to plant health. In issuing such certificates, the phytosanitary requirements of the importer country are taken into account, in compliance with the ISPM No: 7 and ISPM No: 12 rules.	Yes	The procedures applied could be effective in detecting <i>M. parallela</i> infestations though egg masses might be overlooked by non-trained personnel. The pest is not included in the official survey. Uncertainties: Specific figures on the intensity of survey (sampling effort) are not provided.
3	Cleaning and disinfection of facilities, tools and machinery	Tools are disinfected with chemical compounds containing 10% chlorine prior to using in sapling and mother plants	No	
4	Roguing and pruning	Removal of infested branches	Yes	Pruning can remove <i>D. Unifasciatus</i> . infestations
5	Biological and mechanical control	Biological control with different natural enemies (predators and parasitoids) can reduce the pest populations. Nogall (biological control agent) is applied to protect against crown gall.	Yes	Natural enemies can be present in the environment. Uncertainties: No details are provided on abundance and efficacy of the natural enemies.
6	Pesticide application	The saplings are sprayed against aphids, thrips, whiteflies, red spider pests, black spot, powdery mildew, root rot diseases and, depending on the situation, to fight or protect against weeds. Before loading the plants on the trucks for transport, the roots of seedlings are sprayed with fungicide (Thiram).	Yes	Some of the pesticides listed in the dossier might be effective against the moth. Uncertainties: No details are given on which pesticides are applied from those listed in the Dossier, on the pesticide application schedule and on the application methods.
7	Surveillance and monitoring	Necessary precautions are taken to ensure that there are no plants other than certified saplings in the production plot and application areas. Plants closer than 15 m from the plot are not usually available. Plants around the production areas are also annually inspected by the Ministry expert in	Yes	It can be effective. Uncertainties: Specific figures on the intensity of survey (sampling effort) are not provided.

No.	Risk mitigation measure (name)	Description	Effective	Evaluation/Uncertainties
		terms of quarantine organisms. In the event that these plants are contaminated with harmful organisms subject to quarantine, these plants and saplings in this area are destroyed.		
8	Sampling and laboratory testing	For the identification of viruses, bacteria, fungi and nematodes in the seedlings to be exported, min. 5 max. 25 seedlings are randomly taken from the plantation in the nursery garden and sealed by the inspector and sent to the laboratory for analysis. Soil samples are taken for laboratory analysis in terms of quarantine organisms, particularly to check if it is free from nematodes. If it is found that the growing medium is free from nematodes, the production of saplings is started.	Yes	It can be effective; however, the intensity of survey is not known.
9	Root Washing	Roots are washed in the washing areas, near the warehouses.	No	
10	Refrigeration	The temperature of the storage tanks is between 2°C and 4°C and the humidity is 85–95%. Transportation is made with refrigerated trucks with the same conditions.	Yes	Low temperatures can slow down its development but not kill the insect.
11	Pre-consignment inspection	Prior to export, planting material for which a Phytosanitary Certificate is to be issued shall be subjected to phytosanitary inspection. Only certified plants for planting may be exported. Phytosanitary inspectors are responsible for export controls, sampling and issuing certificates.	Yes	The procedures applied could be effective in detecting <i>D. unifasciatus</i> infestation. Uncertainties: Specific figures on the intensity of survey (sampling effort) are not provided.

A.4.5. Overall likelihood of pest freedom

A.4.5.1. Reasoning for a scenario which would lead to a reasonably low number of infested consignments

- *Malus* is considered secondary hosts.
- Exporting nurseries are located mainly in the part of the country, where *D. unifasciatus* is not reported.
- Pesticide applications targeting other pests are effective in controlling *D. unifasciatus*
- Regular inspections by phytosanitary authorities are effective and further help to reduce infestation by this scale.

A.4.5.2. Reasoning for a scenario which would lead to a reasonably high number of infested consignments

- *Malus* is important hosts.
- Exporting nurseries are located mainly in the part of the country, where *D. unifasciatus* is widely distributed.
- Pesticide applications targeting other pests are not effective in controlling *D. unifasciatus*.
- Visual inspections of *Malus domestica* plants are not effective in detecting eggs, nymphs and early infestations of the scale.

A.4.5.3. Reasoning for a central scenario equally likely to over- or underestimate the number of infested consignments (Median) for a scenario which would lead to a reasonably low number of infested consignments

Due to the absence of information about pest presence and pressure in the nursery area, the panel considers lower values for being as likely as higher values.

A.4.5.4. Reasoning for the precision of the judgement describing the remaining uncertainties (1st and 3rd quartile/interquartile range)

Main uncertainties:

- Data on efficacy of inspections are not available.
- Details on insecticide applications are not known.
- Data on pest pressure in the nursery areas are not available.

A.4.5.5. Elicitation outcomes of the assessment of the pest freedom for *Didesmococcus unifasciatus*

The following Tables show the elicited and fitted values for pest infestation/infection (Table A.7) and pest freedom (Table A.8).

Table A.7: Elicited and fitted values of the uncertainty distribution of pest infestation by *Didesmococcus unifasciatus* per 10,000 bundles

Percentile	1%	2.5%	5%	10%	17%	25%	33%	50%	67%	75%	83%	90%	95%	97.5%	99%
Elicited values	0					35		65		100					150
EKE	0.463	0.989	1.76	3.15	4.88	6.94	8.97	13.1	17.5	19.9	22.6	25.1	27.4	28.9	30.0

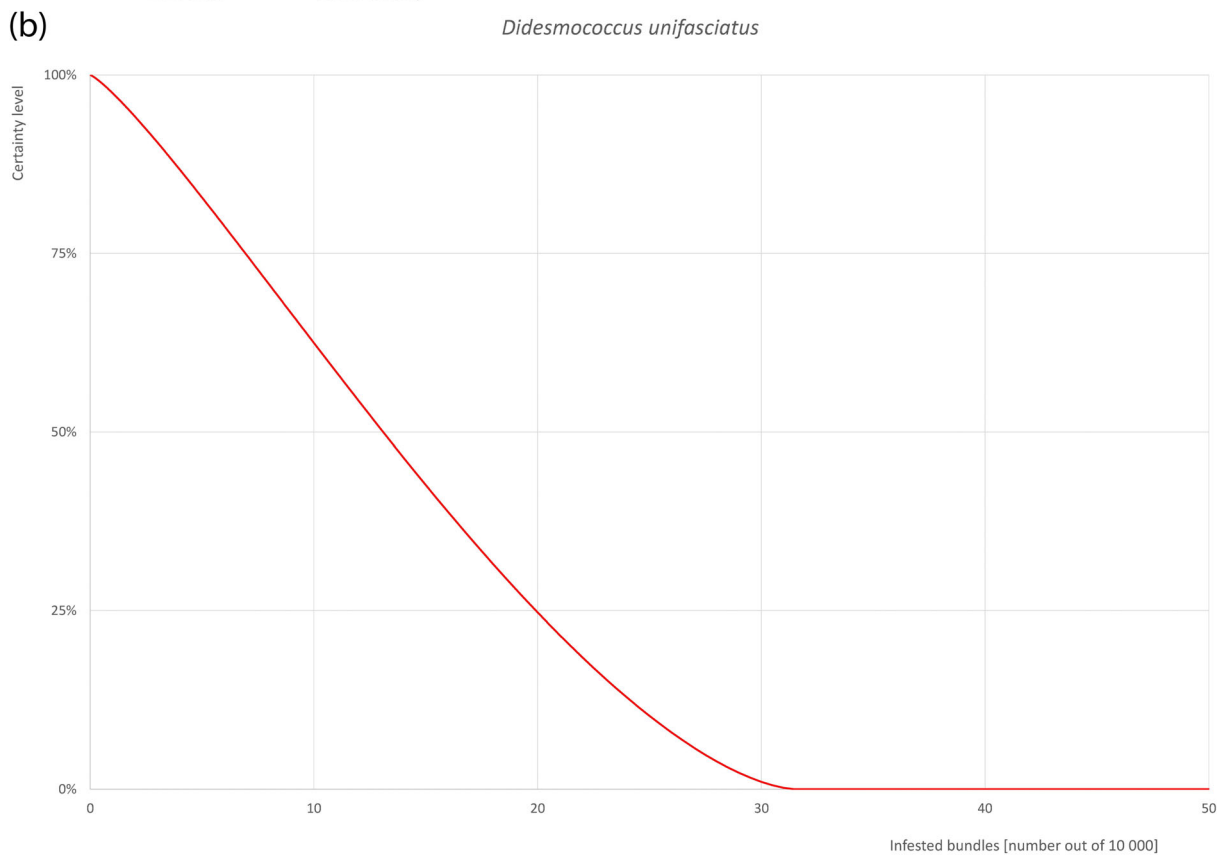
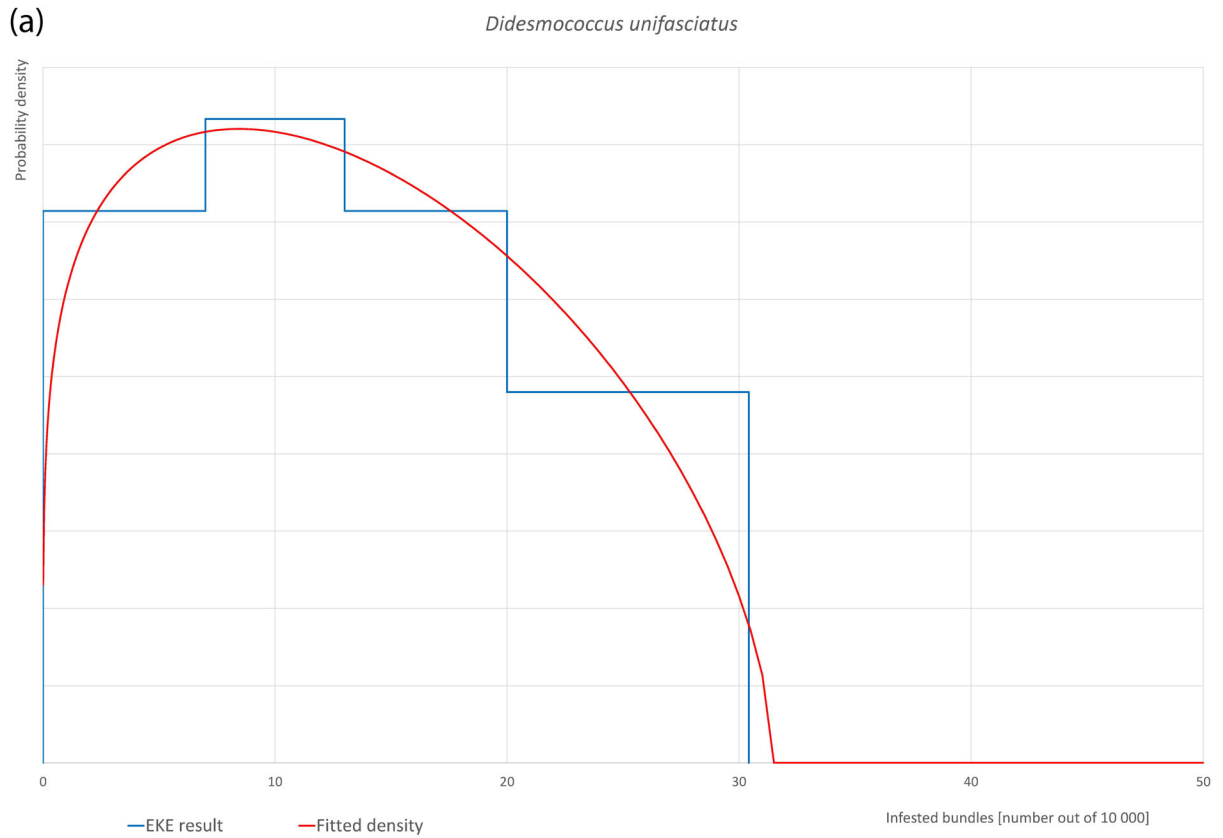
The EKE results are *BetaGeneral(1.2156,1.5888,0,31.5)* distribution fitted with @Risk version 7.6.

Based on the numbers of estimated infested plants, the pest freedom was calculated (i.e. =10,000 – the number of infested plants per 10,000). The fitted values of the uncertainty distribution of the pest freedom are shown in Table A.8.

Table A.8: The uncertainty distribution of plants free of *Didesmococcus unifasciatus* per 10,000 bundles calculated by Table A.7

Percentile	1%	2.5%	5%	10%	17%	25%	33%	50%	67%	75%	83%	90%	95%	97.5%	99%
Values	9,850					9,900		9,935		9,965					10,000
EKE results	9,970	9,971	9,973	9,975	9,977	9,980	9,982	9,987	9,991	9,993	9,995	9,997	9,998	9999.0	9999.5

The EKE results are the fitted values.



(c)

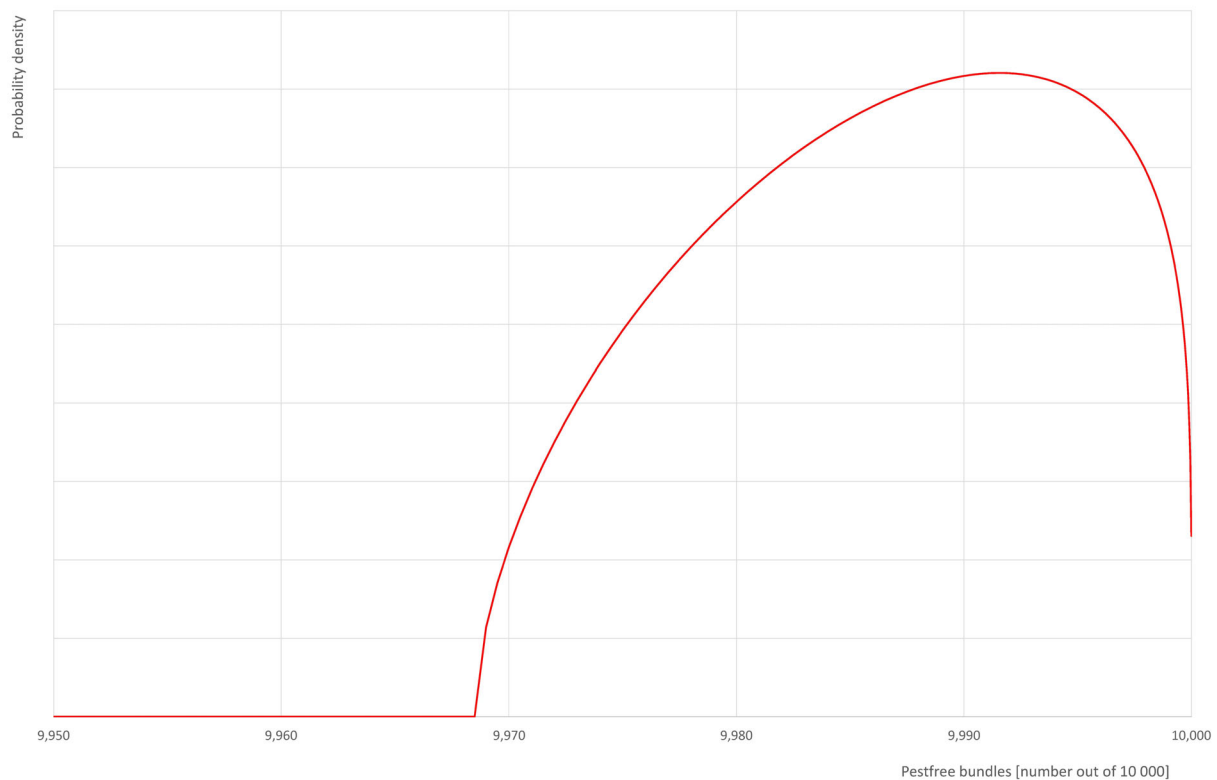
Didesmococcus unifasciatus

Figure A.4: (a) Elicited uncertainty of pest infestation per 10,000 plants (histogram in blue– vertical blue line indicates the elicited percentile in the following order: 1%, 25%, 50%, 75%, 99%) and distributional fit (red line); (b) uncertainty of the proportion of pest free plants per 10,000 (i.e. = 1 – pest infestation proportion expressed as percentage); (c) descending uncertainty distribution function of pest infestation per 10,000 bundles

A.4.6. Reference list

- Abou-Awad BA, Afia SI and Al-Azzazy MM, 2011. The life-history and bionomics of the apple rust mite *Calepitrimerus baileyi* (Acari: Eriophyidae). *Acarines: Journal of the Egyptian Society of Acarology*, 5, 57–63.
- Alaoglu Ö, 1984. Studies on the systematics and their relation to hosts of eriophyoid mites (Acarina: Actinedida) on some plants in Erzurum and Erzincan regions, in Turkey. University of Atatürk. *Journal of Agricultural Faculty, OMU*, 15, 1–16.
- Yanar D and Ecevit O, 2005. Plant injurious and predatory mite species in apple (*Malus communis* L.) orchards in Tokat Province. *Journal of Agricultural Faculty, OMU*, 20, 18–23.
- Amrine JW, Stasny TAH and Flechtman CHW, 2003. *Revised Keys to World Genera of Eriophyoidea (Acari: Prostigmata)*. Indira Publishing House, West Bloomfield, USA. pp. iv+244.
- Attiah HH, 1970. New records of eriophyid mites from Egypt (Acarina). *Bulletin of the Entomological Society of Egypt*, 54, 43–47.
- Baker EW, Kono T, Amrine JW, Delfinado-Baker M and Stasny TA, 1996. *Eriophyoid Mites of the United States*. Indira Publishing House, West Bloomfield, USA. pp. ix + 394.
- Beaulieu F and Knee W, 2014. Plant-feeding Mites of the Canadian Prairies. *Arthropods of Canadian Grasslands*, 3.
- Creelman IS, 1971. Insects of special interest. *The Canadian Agricultural Insect Pest Review*, 49, 1–2.
- De Lillo E and Amrine JW, 1998. Eriophyoidea (Acari) on a Computer Database. *Entomologica (Bari)*, 32, 2–7.
- Denizhan E, 2011. Eriophyid mites (Acari: Eriophyidae) from Turkey. *Zoosymposia*, 6, 51–55.
- Denizhan E and Çobanoğlu S, 2010. Eriophyoid mites (Acari: Prostigmata: Eriophyoidea) in Van Lake Basin from Turkey. *International Journal of Acarology*, 36, 503–510. <https://doi.org/10.1080/01647954.2010.491486>
- Denizhan E, 2018. Eriophyoid mites (Acari: Eriophyoidea) on fruit trees in yalova, turkey. *Yuzuncu Yil University Journal of Agricultural Sciences*, 28, 285–288. <https://doi.org/10.29133/yyutbd.398096>

- FAUNA EUROPEA. Available online: https://fauna-eu.org/cdm_dataportal/taxon/32a7d368-eb69-406b-a22c-8667965c3a54#distribution
- Jeppson LR, Keifer HH, Baker EW, 1975. Mites injurious to economic plants. Berkeley: University of California Press. p. 614.
- Keifer HH, 1938. Eriophyid studies II. The Bulletin Department of Agriculture State of California, 27, 301–323.
- Momen FM and Lamloom M, 2021. Life history traits and demographic parameters of *Typhlodromus transvaalensis* reared on three eriophyid species (Acari: Phytoseiidae: Eriophyidae). International Journal of Acarology, 47, 346–351. <https://doi.org/10.1080/01647954.2021.1912176>
- Ripka G, 2010. A new *Calepitrimerus* species and new gall mite records from Hungary (Acari: Prostigmata: Eriophyoidea). Acta Phytopathologica et Entomologica Hungarica, 45, 383–389. <https://doi.org/10.1556/APhyt.45.2010.2.16>

A.5. *Diplodia bulgarica*

A.5.1. Organism information

Taxonomic information	Current valid scientific name: <i>Diplodia bulgarica</i> A.J.L. Phillips, J. Lopes and Bobev (Phillips, Lopes, Abdollahzadeh, Bobev and Alves, Persoonia 29: 33, 2012) (source: Index Fungorum) Phylum: Ascomycota Order: Botryosphaerales Family: Botryosphaeriaceae Common name: N/A Name used in the Dossier: N/A
Group	Fungi
EPPO code	N/A
Regulated status	<i>Diplodia bulgarica</i> is not regulated in the EU and any other part of the world.
Pest status in Turkey	<i>Diplodia bulgarica</i> has been recently reported from Turkey (Eken, 2021).
Pest status in the EU	Present in Bulgaria (Phillips et al., 2012; Phillips et al., 2013; Giambra et al., 2016) and Germany (Hinrichs-Berger et al., 2021) (U.S. National Fungus Collections Database). There is a possibility that the pest is present in other EU MSs, but not detected yet.
Host status on <i>Malus domestica</i>	<i>Diplodia bulgarica</i> has been reported on <i>Malus domestica</i> (U.S. National Fungus Collections Database) (Phillips et al., 2012; Abdollahzadeh, 2015; Hanifeh et al., 2017; Nabi et al., 2020; Bari et al., 2021; Eken, 2021; Hinrichs-Berger et al., 2021; Nourian et al., 2021).
PRA information	Commodity risk assessment of <i>Malus domestica</i> plants from Serbia (EFSA Panel on Plant Health et al., 2020) Express-PRA zu <i>Diplodia bulgarica</i> – Auftreten (https://pra.eppo.int/pr/4ccb04b2-3180-4d08-9be9-cf0bee4cf5ab)

Other relevant information for the assessment

Biology	<i>Diplodia bulgarica</i> was found for the first time in Bulgaria on <i>Malus sylvestris</i> (Phillips et al., 2012). Microscopic characteristics of <i>D. bulgarica</i> were first described for a specimen obtained from <i>Malus sylvestris</i> in Bulgaria (CBS H-20189 holotype, culture ex-type CBS 124254) (Phillips et al., 2012). Conidiomata pycnidial, produced on pine needles on water agar after 7–21 days, solitary, immersed, partially erumpent when mature, dark brown to black, globose to ovoid, up to 600 µm in diameter and 700 µm high, mostly unilocular; wall composed of an outer layer of dark brown, thick-walled textura angularis, a middle layer of dark brown thin-walled cells, an inner layer of thin-walled hyaline cells. Ostiole central, circular, papillate. Conidiophores absent. Conidiogenous cells 9–18 × 2–5 µm, hyaline, smooth, thin-walled, cylindrical, slightly swollen at the base, holoblastic, forming a single conidium at the tip, discrete, indeterminate, proliferating internally giving rise to periclinal thickenings, or proliferating percurrently to form 1–5 annellations. Conidia aseptate, externally smooth, internally verruculose, thick-walled, oblong to ovoid, straight, both ends broadly rounded, (22.5–)24–27(–28) × (14.5–)15.5–18(–18.5) µm, 95% confidence limits = 25–25.7 × 16.6–17 µm (mean ± standard deviation of 50 conidia = 25.4 ± 1.2 × 16.8 ± 0.7 µm, length/width ratio = 1.5 ± 0.1), initially hyaline, soon becoming pale brown, later darkening and becoming 1-septate (Phillips et al., 2012).
----------------	--

	<p>No information on the biology and epidemiology of this fungus is available. Nevertheless, it is likely that its life cycle will be similar to other species of the genus. Indeed, several species in the Botryosphaeriaceae family cause similar symptoms on different plant hosts. <i>Diplodia seriata</i>, for example, is a widely studied pathogen that causes cankers and dieback of several hosts, including apple and grapevine. Its life cycle could be taken into account as an initial reference for <i>D. bulgarica</i>. <i>Diplodia seriata</i> overwinters in fruiting bodies (pycnidia and perithecia) on dead bark, dead twigs, or mummified fruit. In the spring, pycnidia and perithecia release conidia and ascospores, respectively, under conditions of high humidity and during wet periods throughout the growing season. The spores are dispersed by splashing rains, wind and insects. The pathogen invades the tissue primarily through wounds, although in some hosts entry through natural openings, such as lenticels and stomata, is possible as well as direct penetration. Depending upon the host, the conidia can infect a variety of organs including leaves, the calyxes of blossoms, tiny fruits and wounds in twigs and limbs. Infections of fruit and wood may not become visible for several weeks. The spores germinate at temperatures between 15 and 37°C and grow between 5 and 37°C. Infection is favoured by conditions that can stress the plant such as drought, frost damage, hail damage, poor nutrition and poor pruning practices (CABI CPC). In Iran, <i>D. bulgarica</i>-induced disease has been reported often prevalent in apple trees more than 15 years old that had been suffering from environmental stresses such as drought and nutrient deficiency (Hanifeh et al., 2017). <i>In vitro</i>, the optimal temperature for <i>D. bulgarica</i> growth is 25°C; the fungus still grows at 10°C but not at 35°C (Nourian et al., 2021).</p> <p>A study on vegetative compatibility and aggressiveness diversity has been done on 101 <i>D. bulgarica</i> isolates recovered from apple trees displaying symptoms of canker and decline in the West Azarbaijan province of Iran (Bari et al., 2021). Inter-simple sequence repeat (ISSR) marker analyses revealed high within-population diversity, low genetic differentiation, high gene flow and sharing of multilocus genotypes (MLGs) among geographic populations. Vegetative compatibility analyses revealed the occurrence of anastomosis between non-self pairings and high vegetative compatibility group diversity within populations. All studied MLGs produced necrotic lesions on detached shoots of the 'Red Delicious' apple but differed in their aggressiveness levels (Bari et al., 2021). A wide range of resistance/susceptibility levels has been found in the apple germplasm, ranging from highly susceptible to moderately resistant (Hanifeh et al., 2017).</p>	
Symptoms	Main type of symptoms	<p><i>Diplodia bulgarica</i> causes canker, gummosis, dieback, twig blight and vascular discoloration of infected shoots (Abdollahzadeh, 2015). Sunken brown elliptical lesions having a series of concentric rings can also be observed (Nabi et al., 2020). These oval, sunken, brown lesions often develop next to bark injuries such as cracks, pruning wounds, or sun damage. In older cankers, black pycnidia sometimes broke through the bark near the canker. As the infection develops the bark separated from the underlying wood and fell to the ground. The wood beneath was blackened and looked like charcoal. Some of the trees can be girdled by the canker and die (Hinrichs-Berger et al., 2021). This pathogen has been reported to cause fruit rot in the west and northwest apple orchards of Iran (Hanifeh et al., 2017).</p>
	Presence of asymptomatic plants	<p>Little information is available. <i>Diplodia bulgarica</i> has been reported to be highly aggressive on apples (Hanifeh et al., 2017; Eken, 2021; Nourian et al., 2021), therefore the occurrence of asymptomatic plants should be negligible. On the other hand, it should be taken into account that at least another species in the genus, i.e. <i>Diplodia seriata</i>, can survive endophytically inside some hosts, where it can invade almost any dead, woody tissues (CABI CPC). Further studies could unveil if <i>D. bulgarica</i> can be present within apple tissues as an endophyte while causing no disease symptoms.</p>

	Confusion with other pests	Species identification is done upon morphological and molecular features. Multilocus sequence analysis with concatenated sequences of <i>internal transcribed spacer</i> (ITS) region and <i>elongation factor 1-α</i> (EF1- α) was used to identify the species (Phillips et al., 2012). Phillips et al. (2013) stated that morphological characters alone are inadequate to define genera or identify species within Botryosphaeriaceae. Nevertheless, they provide taxonomic keys for the identification of several Botryosphaeriaceae species, including <i>D. bulgarica</i> . This species can be recognised by three characteristics: (a) conidia hyaline and aseptate, becoming brown and 1-septate only with age; (b) average conidial length less than 29 μm ; (c) on <i>Malus</i> , conidia pale brown Phillips et al., 2013. <i>Diplodia bulgarica</i> is morphologically distinct from other <i>Diplodia</i> species reported from apples. Conidia are shorter and wider than both <i>D. intermedia</i> and <i>D. malorum</i> . Iranian isolates of <i>D. bulgarica</i> have also rosulate colonies, but the conidia of <i>D. rosulata</i> (28 \times 14.5 μm , length/width ratio = 1.93) are longer and narrower than those of <i>D. bulgarica</i> (25.4 \times 16.8 μm , length/width ratio = 1.5). Furthermore, the conidia are distinctive in that they become pale brown soon after they are formed. Phylogenetically, this species is closely related to <i>D. cupressi</i> and <i>D. tsugae</i> (Phillips et al., 2012).
Host plant range	<i>Diplodia bulgarica</i> has been reported on <i>Malus domestica</i> (Phillips et al., 2012; Abdollahzadeh, 2015; Hanifeh et al., 2017; Nabi et al., 2020; Bari et al., 2021; Eken, 2021; Hinrichs-Berger et al., 2021; Nourian et al., 2021), <i>M. sylvestris</i> (Phillips et al., 2012; Phillips et al., 2013), and <i>Pyrus communis</i> (Hinrichs-Berger et al., 2021) (U.S. National Fungus Collections Database)	
Reported evidence of impact	<i>Diplodia bulgarica</i> is reported as causing severe cankers in Iran (Abdollahzadeh, 2015), India (Nabi et al., 2020) and Germany (Hinrichs-Berger et al., 2021).	
Pathways and evidence that the commodity is a pathway	<i>Diplodia bulgarica</i> can be present as a pathogen on trunks, twigs (Phillips et al., 2012), and fruits (Hanifeh et al., 2017). Presumably, according to the biology of other <i>Diplodia</i> species, <i>D. bulgarica</i> could be also present on leaves.	
Surveillance information	No surveillance information for this pest is currently available from Turkey. There is no information available to assess whether the pest has ever been found in the nurseries or the surrounding environment of the nurseries.	

A.5.2. Possibility of pest presence in the nursery

A.5.2.1. Possibility of entry from the surrounding environment

Information on the epidemiology of *Diplodia bulgarica* is scarce, but other species of *Diplodia* that infect *Malus domestica* overwinter as fruiting bodies on dead bark, dead twigs, or mummified fruit. Conidia and ascospores are released under conditions of high humidity and during wet periods throughout the growing season. The spores are dispersed by splashing rains, wind and insects and the pathogen invades the tissue primarily through wounds, although in some hosts entry through natural openings, such as lenticels and stomata, is possible as well as direct penetration.

Uncertainties:

Specific details as to the epidemiology of *D. bulgarica* are lacking.

Taking into consideration the above evidence and uncertainties, the Panel considers that it is possible that inoculum of *D. bulgarica* can enter nursery from the surrounding area.

A.5.2.2. Possibility of entry with new plants/seeds

Some species of *Diplodia* have reported asymptomatic infection and the pathogen could also enter via latent infections on planting material.

Uncertainties:

The possible existence and length of asymptomatic or epiphytic phases that would affect the detection of infected plants in the officially approved nurseries is not known.

A.5.2.3. Possibility of spread within the nursery

Sporulation and subsequent spread of inoculum, along with wounds caused either by insects or management practices cannot be ruled out.

Uncertainties:

Specific details as to the epidemiology of *D. bulgarica* are lacking.

A.5.3. Information from interceptions

In the Europhyt and Traces databases (1994 to March 2022), there are no records of interception of *D. bulgarica* (all origins, all commodities).

A.5.4. Evaluation of the risk mitigation options

No.	Risk mitigation measure (name)	Description	Effective	Evaluation/Uncertainties
1	Certified material	The Ministerial experts and inspectors carry out the phytosanitary control on mother plants in spring, summer and autumn for harmful organisms, and the amount of propagation materials (grafted plants, budwoods, rootstocks, scions) that can be obtained from mother plants is determined. For the saplings, the phytosanitary control is also carried out at the same time, regarding harmful organisms specified in quarantine and plant passports, and certification regulations. If free from the harmful organisms, the Ministry issues certificates and labels for the propagation material to be taken from plants in the mother blocks. Certified seed or certified seedling is grafted with certified budwood in a certified nursery. Certificate and combined certification-passport labels are issued by the Ministerial Organization and sent to the producer for the saplings that meet the requirements in the Regulations.	Yes	Potential <i>D. bulgarica</i> infections could be detected, though visual detection is difficult due to possible latent infections. Uncertainties: The details of the certification process are not given (e.g. number of plants, intensity of surveys and inspections, etc.). Specific figures on the intensity of survey (sampling effort) are not provided.
2	Phytosanitary certificates and plant passport	Export nurseries must obtain special certification from Turkish Authorities before they begin producing plants for planting. Nurseries must notify technical staff members responsible for production to obtain this certificate, which is then used for registration in the plant passport system. The phytosanitary inspections are done macroscopically. However, if there are signs of disease in the plants or in the immediate	Yes	The procedures applied could be effective in detecting <i>D. bulgarica</i> infections, but not on recent infections. Uncertainties: Specific figures on the intensity of survey (sampling effort) are not provided.

No.	Risk mitigation measure (name)	Description	Effective	Evaluation/Uncertainties
		<p>vicinity, the inspections are carried out by laboratory analysis.</p> <p>During the production period, official inspection is carried out. After the official approval that the sapling is free from the quarantine factor and true to type, its certificate-passport label is issued by the Ministry.</p> <p>The Phytosanitary Certificates/Re-Export Phytosanitary Certificates are issued in exportation of plants and plant products with respect to plant health. In issuing such certificates, the phytosanitary requirements of the importer country are taken into account, in compliance with the ISPM No: 7 and ISPM No: 12 rules.</p>		
3	Cleaning and disinfection of facilities, tools and machinery	Tools are disinfected with chemical compounds containing 10% chlorine prior to using in sapling and mother plants	Yes	<p>The effect of these chemicals on limiting infections is not known.</p> <p>Uncertainties: No details are provided.</p>
4	Roguing and pruning	Applied in case of infections/infestations.	Yes	It could be useful in removing infested plant parts and identifying pest presence.
5	Biological control and mechanical control	Weeds are controlled mechanically in the nurseries and in the surrounding areas.	No	
6	Pesticide application	<p>Before the rootstock planting, burnt animal manure, ammonium sulfate and urea fertiliser are applied to the growing area or mortar. During rootstocks planting, Nogall (biopesticide) is applied to protect against crown gall.</p> <p>The saplings are sprayed against aphids, thrips, whiteflies, red spider pests, black spot, powdery mildew, root rot diseases and, depending on the situation, to fight or protect against weeds.</p> <p>Before loading the plants on the trucks for transport, the roots of seedlings are sprayed with fungicide (Thiram).</p>	Yes	Thiram applications could be effective against the presence of fungal inoculum on the surface of the plants.
7	Surveillance and monitoring	<p>Both processes are conducted according to Turkish phytosanitary regulations. Necessary precautions are taken to ensure that there are no plants other than certified saplings in the production plot and application areas. Plants within and around the production areas are annually inspected to check the presence of quarantine organisms. Visual inspection at least once or twice a year during production or during uprooting of the plants. Visual inspection can be supported by the use of microscope or laboratory analysis if pests are suspected to be present.</p>	Yes	<p>It can be effective but initial infections are very difficult to detect.</p> <p>Uncertainties: Specific figures on the intensity of survey (sampling effort) are not provided.</p>

No.	Risk mitigation measure (name)	Description	Effective	Evaluation/Uncertainties
		In the event that these plants are infected/infested with harmful organisms subject to quarantine, these plants are destroyed.		
8	Sampling and laboratory testing	For the identification of viruses, bacteria, fungi and nematodes in the seedlings to be exported, min. 5 max. 25 seedlings are randomly taken from the plantation in the nursery garden and sealed by the inspector and sent to the laboratory for analysis. Soil samples are taken for laboratory analysis in terms of quarantine organisms, particularly to check if it is free from nematodes. If it is found that the growing medium is free from nematodes, the production of saplings is started.	Yes	Uncertainties: if the sampling is sufficiently intense to detect the fungus.
9	Root Washing	Roots are washed in the washing areas, near the warehouses.	No	
10	Refrigeration	The temperature of the storage tanks is between 2 °C and 4 °C and the humidity is 85–95%. Transportation is made with refrigerated trucks with the same conditions.	Yes	Low temperatures can slow down its development but not kill the fungus. The spread within the bundle can be reduced.
11	Pre-consignment inspection	Prior to export, planting material for which a Phytosanitary Certificate is to be issued shall be subjected to phytosanitary inspection. Only certified plants for planting may be exported. Phytosanitary inspectors are responsible for export controls, sampling and issuing certificates.	Yes	The procedures applied could be effective in detecting <i>D. bulgarica</i> infections though visual detection at the beginning of infestation is difficult. Uncertainties: No specific figures on the intensity of survey (sampling effort) are provided.

A.5.5. Overall likelihood of pest freedom

A.5.5.1. Reasoning for a scenario which would lead to a reasonably low number of infested consignments

- The pathogen has been recently discovered in Turkey, there is no/low pest pressure in the area where the nurseries are located.
- Symptomatic plants are easy to be detected.
- If asymptomatic mother plants are introduced in the nursery, they are expected to show symptoms.
- Irrigation system does not facilitate the splash dispersal of the spores.
- The pathogen has limited (passive) dispersal capacity.
- The varieties of *Malus* used are more resistant to the pathogen.

A.5.5.2. Reasoning for a scenario which would lead to a reasonably high number of infested consignments

- Since its first detection *Diplodia bulgarica* has spread in the country and it is likely that host plants are present in the surrounding environment.
- The pathogen is widespread in Turkey and there is high pest pressure in the area.
- The environmental conditions in the production area are favourable for the population built-up.
- Some latent infection may escape detection. The irrigation system facilitates the splash dispersal of the spores in the greenhouse.
- There are no fungicide treatments that are effective.

- The varieties of *Malus* used are susceptible to the pathogen.

A.5.5.3. Reasoning for a central scenario equally likely to over- or underestimate the number of infested consignments (Median)

- Uncertainties about pest pressure in Turkey.
- The information on infections of *D. bulgarica* on apple plants in Turkey is missing.
- The lack reported problems within the apple production area in Turkey.
- The likelihood of introduction into apple production sites by natural means and human activities.

A.5.5.4. Reasoning for the precision of the judgement describing the remaining uncertainties (1st and 3rd quartile/interquartile range)

- The main uncertainty is the absence of basic knowledge of the biology of this pathogen, due to the relatively recent description of the species.

A.5.5.5. Elicitation outcomes of the assessment of the pest freedom for *Diplodia bulgarica*

The following Tables show the elicited and fitted values for pest infestation/infection (Table A.9) and pest freedom (Table A.10).

Table A.9: Elicited and fitted values of the uncertainty distribution of pest infestation by *Diplodia bulgarica* per 10,000 bundles

Percentile	1%	2.5%	5%	10%	17%	25%	33%	50%	67%	75%	83%	90%	95%	97.5%	99%
Elicited values	0					35		65		100					150
EKE	2.33	4.97	8.84	15.8	24.4	34.7	44.8	65.5	87.5	99.6	113	126	137	145	150

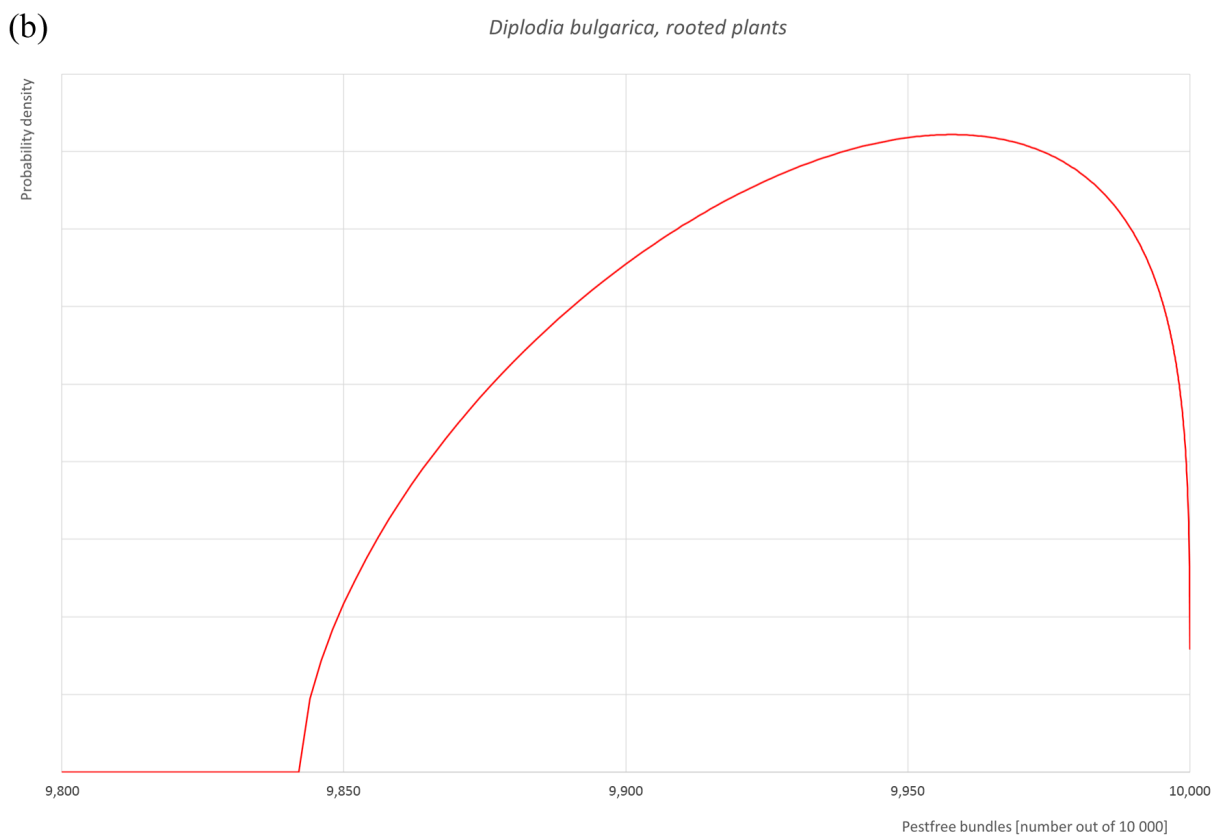
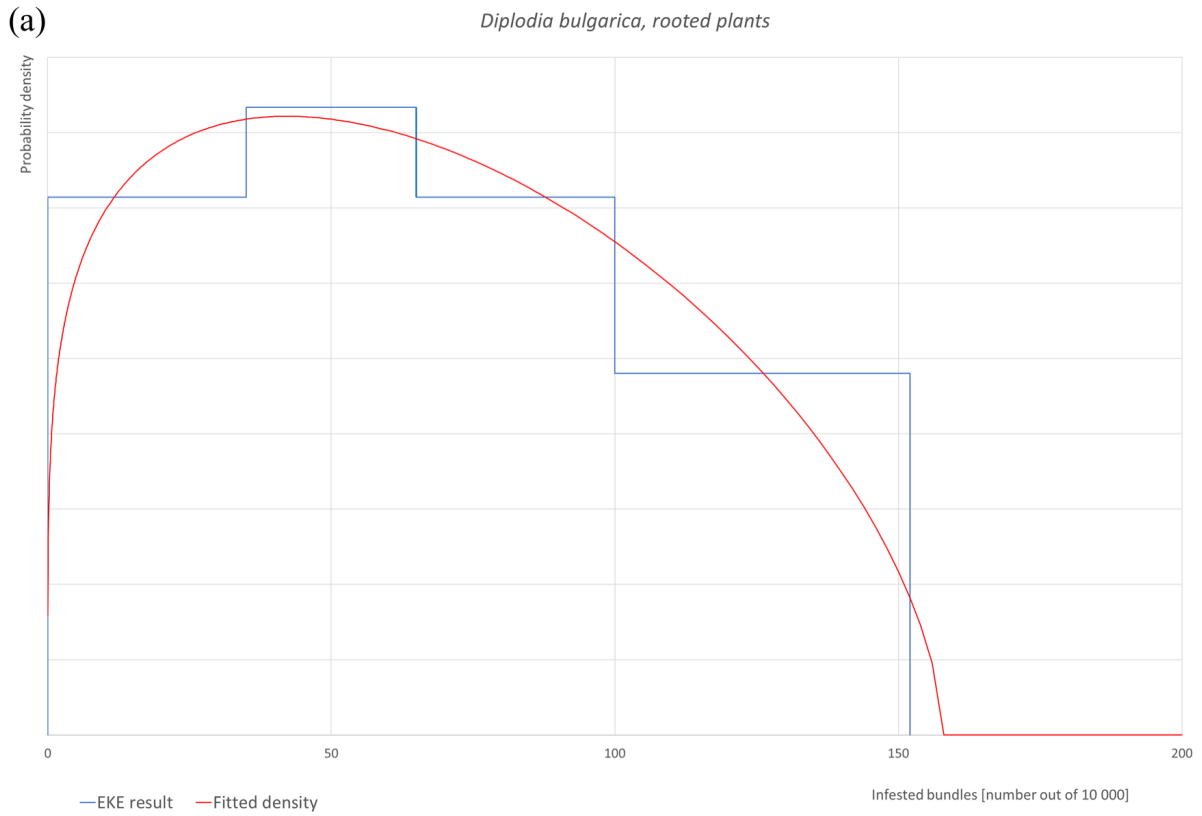
The EKE results is *BetaGeneral* (1.2194, 1.6018, 0, 158) distribution fitted with @Risk version 7.6.

Based on the numbers of estimated infested plants the pest freedom was calculated (i.e. = 10,000 – the number of infested plants per 10,000). The fitted values of the uncertainty distribution of the pest freedom are shown in Table A.9.

Table A.10: The uncertainty distribution of plants free of *Diplodia bulgarica* per 10,000 bundles calculated by Table A.9

Percentile	1%	2.5%	5%	10%	17%	25%	33%	50%	67%	75%	83%	90%	95%	97.5%	99%
Values	9,850					9,900		9,935		9,965					10,000
EKE results	9,850	9,855	9,863	9,874	9,887	9,900	9,912	9,935	9,955	9,965	9,976	9,984	9,991	9,995	9,998

The EKE results are the fitted values.



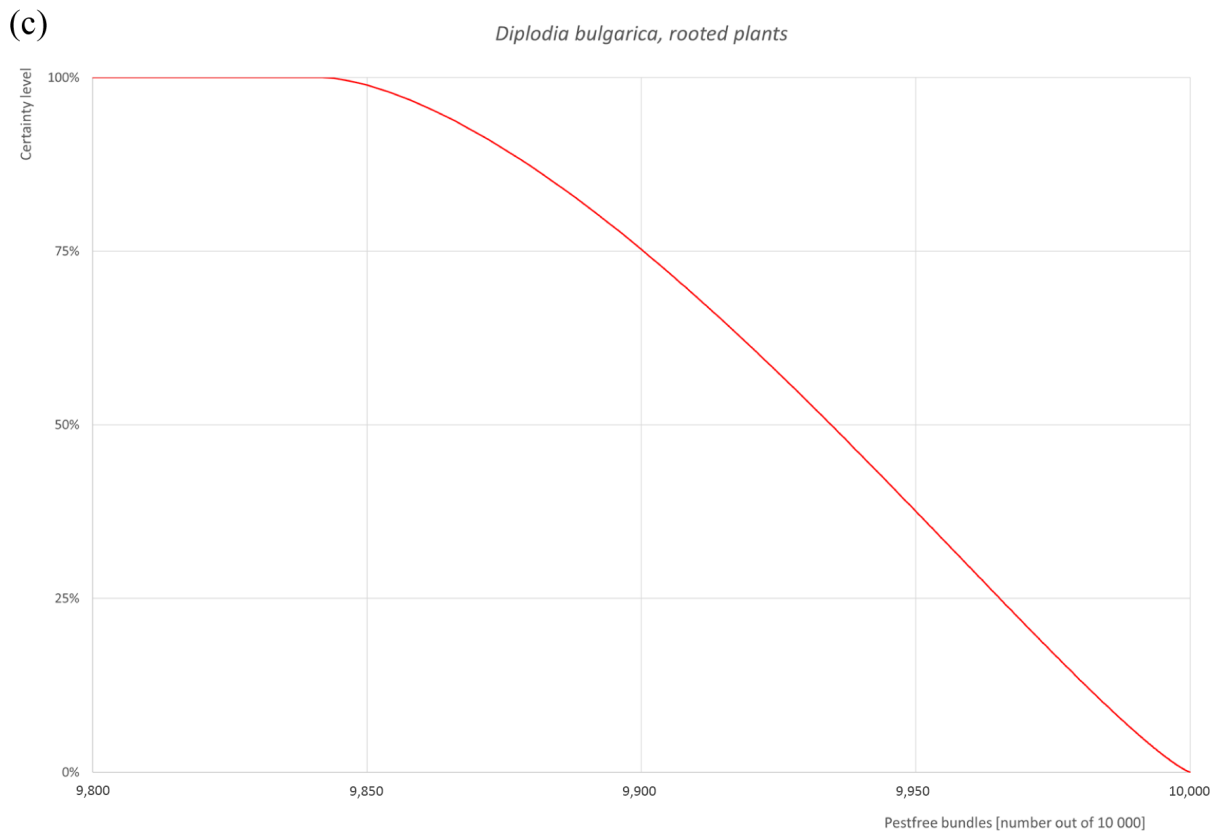


Figure A.5: (a) Elicited uncertainty of pest infestation per 10,000 plants (histogram in blue– vertical blue line indicates the elicited percentile in the following order: 1%, 25%, 50%, 75%, 99%) and distributional fit (red line); (b) uncertainty of the proportion of pest free plants per 10,000 (i.e. = 1 – pest infestation proportion expressed as percentage); (c) descending uncertainty distribution function of pest infestation per 10,000 plants (example pictures above to be replaced)

A.5.6. Reference list

- CABI Crop Protection Compendium. *Diplodia bulgarica*. Available online: <https://www.cabi.org/cpc/datasheet/13064342> (accessed on 25 January 2022).
- EPPO Global Database. Available online: <https://gd.eppo.int/> (accessed on 25 January 2022).
- GBIF. Available online: <https://www.gbif.org/> (accessed on 25 January 2022).
- IndexFungorum. *Diplodia bulgarica*. Available online: <https://www.indexfungorum.org/Names/NamesRecord.asp?RecordID=519632> (accessed on 25 January 2022).
- U.S. National Fungus Collections Database. *Diplodia bulgarica*. Available online: https://nt.ars-grin.gov/fungalDATABASES/new_allView.cfm?whichone=all&thisName=Diplodia%20bulgarica&organismtype=Fungus&fromAllCount=yes (accessed on 25 January 2022).
- Abdollahzadeh J, 2015. *Diplodia bulgarica* as a new pathogen and potential threat to the apple industry in Iran. *Phytopathologia Mediterranea* 54, 128–132. https://doi.org/10.14601/Phytopathol_Mediterr-14686
- Bari RZ, Abrinbana M and Ghosta Y, 2021. Genetic variation, vegetative compatibility, and aggressiveness diversity of *Diplodia bulgarica* isolates from apple orchards in West Azarbaijan province of Iran. *Plant Pathology* 70, 1326–1341. <https://doi.org/10.1111/ppa.13374>
- EFSA Panel on Plant Health, Bragard C, Dehnen-Schmutz K, Di Serio F, Gonthier P, Jacques M-A, Jaques Miret JA, Justesen AF, MacLeod A, Magnusson CS, Milonas P, Navas-Cortes JA, Parnell S, Potting R, Reignault PL, Thulke H-H, Van der Werf W, Civera AV, Potting R, Zappalà L, Urek G, Gómez P, Lucchi A, Gardi C, de la Peña E and Yuen J, 2020. Commodity risk assessment of *Malus domestica* plants from Serbia. *EFSA Journal* 2020;18: e06109, 53 pp. <https://doi.org/10.2903/j.efsa.2020.6109>
- Eken C, 2021. *Diplodia bulgarica*, a new record for Turkey. *Mycotaxon* 136, 669–673. <https://doi.org/10.5248/136.669>

- Giambra S, Piazza G, Alves A, Mondello V, Berbegal M, Armengol J and Burruano S, 2016. Botryosphaeriaceae species associated with diseased loquat trees in Italy and description of *Diplodia rosacearum* sp. nov. *Mycosphere* 7, 978–989. <https://doi.org/10.5943/mycosphere/si/1b/9>
- Hanifeh S, Zafari D and Soleimani MJ, 2017. Reaction of some apple cultivars to *Diplodia bulgarica* in Iran. *Mycosphere* 8, 1253–1260. <https://doi.org/10.5943/mycosphere/8/2/9>
- Hinrichs-Berger J, Zegermacher K and Zgraja G, 2021. First report of *Diplodia bulgarica* causing black canker on apple (*Malus domestica*) and pear (*Pyrus communis*) in Germany. *New Disease Report* 43, e12004. <https://doi.org/10.1002/ndr2.12004>
- Nabi SU, Raja WH, Mir JI, Sharma OC, Singh DB, Sheikh MA, Yousuf N and Kamil D, 2020. First report of *Diplodia bulgarica* a new species causing canker disease of apple (*Malus domestica* Borkh) in India. *Journal of Plant Pathology* 102, 555–556. <https://doi.org/10.1007/s42161-019-00445-w>
- Nourian A, Salehi M, Safaie N, Khelghatibana F and Abdollahzadeh J, 2021. Fungal canker agents in apple production hubs of Iran. *Scientific Reports* 11, 16. <https://doi.org/10.1038/s41598-021-02245-8>
- Phillips AJL, Alves A, Abdollahzadeh J, Slippers B, Wingfield MJ, Groenewald JZ and Crous PW, 2013. The Botryosphaeriaceae: genera and species known from culture. *Studies in Mycology* 76, 51–167. <https://doi.org/10.3114/sim0021>
- Phillips AJL, Lopes J, Abdollahzadeh J, Bobev S and Alves A, 2012. Resolving the *Diplodia* complex on apple and other *Rosaceae* hosts. *Persoonia* 29, 29–38. <https://doi.org/10.3767/003158512X658899>

A.6. *Euzophera semifuneralis*

A.6.1. Organism information

Taxonomic information	<p>Current valid scientific name: <i>Euzophera semifuneralis</i></p> <p>Synonyms: <i>Euzophera aeglaeela</i>, <i>Euzophera aglaeella</i>, <i>Euzophera agloeella</i>, <i>Stenoptycha lulella</i></p> <p>Name used in the EU legislation: –</p> <p>Order: Lepidoptera Family: Pyralidae</p> <p>Common name: American plum borer, walnut girdler</p> <p>Name used in the Dossier: –</p>
Group	Insects
EPPO code	EUZOSE
Regulated status	<i>Euzophera semifuneralis</i> is not regulated in the EU neither is listed by EPPO. It is included in A1 list in both Argentina and Chile (EPPO, online).
Pest status in Turkey	Present in the provinces of Adana and Osmaniye (Atay and Ozturk, 2010), as a pest on pomegranate.
Pest status in the EU	Absent in the EU (CABI, online).
Host status on <i>Prunus dulcis</i> or <i>Prunus persica</i>	<i>Malus domestica</i> is reported as hosts of <i>Euzophera semifuneralis</i> (Biddinger and Howitt, 1992).
PRA information	No Pest Risk Assessment is currently available.
Other relevant information for the assessment	
Biology	<p><i>Euzophera semifuneralis</i> is a pyralid moth native to North America, reported from the United States, Canada and Mexico (CABI, online). It was initially described from specimens collected in South America (Colombia), but currently there is no confirmation about the presence of the species further south of Mexico (Biddinger and Howitt, 1992; CABI, online). Out of its native range, it is only present in Turkey (Atay and Ozturk, 2010).</p> <p>As in all Lepidoptera, <i>E. semifuneralis</i> has four stages of development as well: egg, larva (no data were found about the number of larval instars), pupa and adult (Blakeslee, 1915). <i>E. semifuneralis</i> has two or more generations per year overwintering as mature larva in a typical white silken cocoon under the bark (Solomon and Payne, 1986; Connell et al., 2005). The adults emerge in April–May. After mating the females lay 12–74 eggs singly on the twigs/young stems, or in small groups in the cracks/crevices of the bark, and in bark with small mechanical or pruning wounds, recent grafts, frost damage or disease cankers.</p>

	<p>The eggs hatch after 8–14 days. The young larvae bore into the bark and mine irregular and shallow galleries in the cambium, expelling considerable amount of frass. Larval feeding lasts 4–6 weeks, then larvae pupate under the bark. The pupal stage in summer lasts 10–18 days. Due to the frequent overlapping of generations, the larvae can be observed at any time of the year. The pupal stage in spring lasts about 20–30 days (Blakeslee, 1915; Solomon and Payne, 1986).</p> <p>There are no specific data on the flight distance of <i>E. semifuneralis</i> adults, but species belonging to genus <i>Euzophera</i> are commonly considered unable to fly long distances (Korycinska, 2018). Recent interceptions (2020) on <i>Tilia</i> and <i>Liriodendron tulipifera</i> from the USA are likely referable to wood products (TRACES, online). Wood with bark is also considered a suitable pathway for <i>E. semifuneralis</i>, as it was associated with the import of <i>Prunus</i> wood with bark from the USA in 2017 (Korycinska, 2018; EUROPHYT, online). In pomegranate, it has been determined that <i>E. semifuneralis</i> generally feeds by opening galleries, sometimes locally and sometimes all around, especially in the part of the stem close to the root collar of young trees and saplings (Atay and Ozturk, 2010).</p>	
Symptoms	Main type of symptoms	Symptoms may be observed on stems and branches of various sizes but are usually seen in the lower part of the stem (Solomon and Payne, 1986). The main symptom is a remarkable accumulation of frass on the bark. Frass is mostly formed by masses of larval excrement mixed with sap exudates and silky threads. By removing the bark, larval galleries full of frass, larvae and/or white silken cocoons can be easily observed (Solomon and Payne, 1986). In pomegranate, it has been determined that <i>E. semifuneralis</i> generally feeds by opening galleries, sometimes locally and sometimes all around, especially in the part of the stem close to the root collar of young trees and saplings, and under the bark of the trunks and branches of old trees (Atay and Ozturk, 2010). In general, it can be assumed that the symptoms are quite easy to detect.
	Presence of asymptomatic plants	No report was found on the presence of asymptomatic plants.
	Confusion with other pests	Symptoms caused by <i>E. semifuneralis</i> are not specific. For a reliable identification of symptoms due to this moth, visual inspection may not be satisfactory, and careful observation by specialists of larvae, cocoon or another insect stage may be needed.
Host plant range	<p><i>Euzophera semifuneralis</i> is a polyphagous pest feeding on 16 plant families and 22 genera (Biddinger and Howitt, 1992; Robinson et al., 2010) except conifers. It is reported as a host on Juglandaceae: pecan (<i>Carya illinoensis</i>), hickory (<i>Caryasp.</i>), black walnut (<i>Juglans nigra</i>), river walnut (<i>J. microcarpa</i>), English walnut (<i>J. regia</i>); Ebenaceae: persimmon (<i>Diospyros virginiana</i>); Fagaceae: pin oak (<i>Quercus palustris</i>), southern liveoak (<i>Q. virginiana</i>); Ginkgoaceae: Ginkgo (<i>Ginkgo biloba</i>); Hamamelidaceae: sweetgum (<i>Liquidambar styraciflua</i>); Moraceae: mulberry (<i>Morus alba</i>, <i>M. nigra</i>); Oleaceae: olive (<i>Olea europaea</i>); Platanaceae: sycamore (<i>Platanus occidentalis</i>), plane tree (<i>P. acerifolia</i>); Rosaceae: almond (<i>Prunus dulcis</i>), apricot (<i>P. armeniaca</i>) peach (<i>P. persica</i>), plum (<i>P. domestica</i>), sweet cherry (<i>P. avium</i>), tart cherry (<i>P. cerasus</i>), apple (<i>Malus domestica</i>), pear (<i>Pyrus communis</i>), American mountain ash (<i>Sorbus americana</i>), rowan (<i>S. aucuparia</i>); Punicaceae: pomegranate (<i>Punica granatum</i>); Salicaceae: willows (<i>Salix spp.</i>), poplars (<i>Populus spp.</i>); Tiliaceae: basswoods (<i>Tilia spp.</i>); Ulmaceae: elms (<i>Ulmus spp.</i>) (Biddinger and Howitt, 1992). <i>E. semifuneralis</i> is also found on Convolvulaceae (<i>Convolvulus arvensis</i> and <i>Ipomoea batatas</i>–stored tubers only), Malvaceae (<i>Gossypium spp.</i>) and Graminaeae (<i>Zea mays</i>) (Biddinger and Howitt, 1992). <i>E. semifuneralis</i> has been recorded in southern Turkey, provinces of Adana and Osmaniye, infecting pomegranate orchards, showing an infestation rate between 36% and 50% (Atay and Ozturk, 2010).</p>	

Reported evidence of impact	<i>Euzophera semifuneralis</i> is generally known as pest of trees affected by mechanical injuries or infected by canker diseases (Connell et al., 2005). The larvae are usually unable to attack trees with undamaged bark. Larval feeding in the cambium often causes girdling of stems and death in young trees (Blakeslee, 1915; Solomon and Payne, 1986; Biddinger and Howitt, 1992). The pest is also known as <i>Ceratocystis</i> fungus vector. Larval feeding is reported as a possible mean to the introduction of <i>Ceratocystis</i> spores into the host (Connell et al., 2005). <i>E. semifuneralis</i> is known as a serious pest mainly to plum and cherry orchards in the USA. It was also noted as a pest in the pruning wounds of pecan and walnut ('walnut gridler'), but the insect is usually considered not able to infest healthy, uninjured trees (Biddinger and Howitt, 1992). <i>E. semifuneralis</i> is quoted as sporadic pest on almond young orchards. Vigorous trees rarely suffer serious damage, but heavily infested branches can break under the action of the wind (Pollack, 1998).
Pathways and evidence that the commodity is a pathway	In pomegranate, it has been determined that <i>E. semifuneralis</i> generally feeds by opening galleries, sometimes locally and sometimes all around, especially in the part of the stem close to the root collar of young trees and saplings (Atay and Ozturk, 2010). Therefore, the Panel cannot exclude the commodity to be a pathway.
Surveillance information	No surveillance information is currently available from the Turkish NPPO.

A.6.2. Possibility of pest presence in the nursery

A.6.2.1. Possibility of entry from the surrounding environment

In Turkey, *E. semifuneralis* has only been found on pomegranate so far, causing damage on trunks and main branches. The pest is currently present on pomegranate only in two southern provinces (Adana and Osmaniye) (Atay and Ozturk, 2010). However, *E. semifuneralis* is a polyphagous species, feeding on 22 genera of woody and herbaceous plants, including *M. domestica*. The pest can spread naturally only by flight of adult moths; although no precise data on flight distance of adults is available, it is known that all species of *Euzophera* can fly only short distances (Korycinska, 2018). The possibility that the pest can reach apple orchards or nurseries through the transport of pomegranate plants for planting (or trunks/cut branches) among the provinces cannot be excluded.

Uncertainties:

- Data available on the biology, life cycle, number of generations of *E. semifuneralis* only refer to North America. The lack of biological data referable to the ecological and climatic context of Turkey is a factor of uncertainty about the real risk posed by the pest.
- During the surveys on damage caused by *E. semifuneralis* carried out in the provinces of Adana and Osmaniye, the pest has been found in about 20 localities and over 30 pomegranate orchards (Atay and Ozturk, 2010). This indicates a relevant presence of the pest, but there is no information on the possibility that pomegranate plants for planting (or cut branches, etc.) from Adana and Osmaniye could be transported within the Turkish territory to reach surrounding areas of apple nurseries in the provinces of main production of plant for planting for export.
- There is no information on abundance of pomegranates and other host plants in the surroundings of the nurseries.

Taking into consideration the above evidence and uncertainties, the Panel considers that there is the possibility for the pest to enter the nursery, by:

- natural spread within the province of Adana and Osmaniye;
- accidental introduction of infested pomegranate (or other host) plants for planting in apple production areas.

A.6.2.2. Possibility of entry with new plants/seeds

There is no data on apple as host plants for *E. semifuneralis* in Turkey so far.

Uncertainties:

- It is not clear whether other species of fruit or ornamental plants can also be grown in the nurseries; this should be considered as potential risk factor given the remarkable polyphagy of the pest.

Taking into consideration the above evidence and uncertainties, the Panel considers that the pest could enter the nursery with new plant material.

A.6.2.3. Possibility of spread within the nursery

It is known that *E. semifuneralis* is able to attack only plants showing mechanical wounds, or bark damage caused by canker disease. It is also known that the pest is able to infest stems and branches of various sizes (Solomon and Payne, 1986). Once entered, there is therefore the possibility that the pest can spread naturally (by adult flight) within the nursery by attacking young plants accidentally damaged by machinery (for example during weed management operations, grafting, or other). However, it should be considered that the likelihood that damaged plants will be found in nurseries is rather low. Anyway, the spread of the pest could be also enhanced by the lack of specific control protocols. Pruning of mother plants is expected to increase the likelihood of infestation of these plants, therefore increasing the population density in the nurseries, if present.

Uncertainties:

- Lack of data on the behaviour of the insect in Turkish ecological and climatic contexts, which are different from those species studied so far. Taking into consideration the above evidence and uncertainties, the Panel considers that the spread of the pest within the nursery is possible once entered.

A.6.3. Information from interceptions

In the EUROPHYT/TRACES-NT database, there are no records of notification of *M. domestica* plants from Turkey or from other countries due to the presence of *E. semifuneralis* between the years 1994 and July 2022 (EUROPHYT/TRACES-NT, online).

A.6.4. Evaluation of the risk mitigation options

In the table below, all risk mitigation measures indicated in the Dossier from Turkey are listed and a description of their effectiveness on *E. semifuneralis* is provided. Information on the risk mitigation measures is provided in Table 6.

No.	Risk mitigation measure (name)	Description	Effective	Evaluation/Uncertainties
1	Certified material	The Ministerial experts and inspectors carry out the phytosanitary control on mother plants in spring, summer and autumn for harmful organisms, and the amount of propagation materials (grafted plants, budwoods, rootstocks, scions) that can be obtained from mother plants is determined. For the saplings, the phytosanitary control is also carried out at the same time, regarding harmful organisms specified in quarantine and plant passports, and certification regulations. If free from the harmful organisms, the Ministry issues certificates and labels for the propagation material to be taken from plants in the mother blocks. Certified seed or certified seedling is grafted with certified budwood in a certified nursery. Certificate and combined certification-passport labels are issued by the Ministerial Organization and sent to the producer for the saplings that meet the requirements in the Regulations.	Yes	<p>Potential <i>M. parallela</i> infestations could be easily detected, though egg masses might be overlooked by non-trained personnel.</p> <p>Uncertainties: The details of the certification process are not given (e.g. number of plants, intensity of surveys and inspections, etc.). Specific figures on the intensity of survey (sampling effort) are not provided.</p>

No.	Risk mitigation measure (name)	Description	Effective	Evaluation/Uncertainties
2	Phytosanitary certificates and plant passport	Export nurseries must obtain special certification from Turkish Authorities before they begin producing plants for planting. Nurseries must notify technical staff members responsible for production to obtain this certificate, which is then used for registration in the plant passport system. The phytosanitary inspections are done macroscopically. However, if there are signs of disease in the plants or in the immediate vicinity, the inspections are carried out by laboratory analysis. During the production period, official inspection is carried out. After the official approval that the sapling is free from the quarantine factor and true to type, its certificate-passport label is issued by the Ministry. The Phytosanitary Certificates/Re-Export Phytosanitary Certificates are issued in exportation of plants and plant products with respect to plant health. In issuing such certificates, the phytosanitary requirements of the importer country are taken into account, in compliance with the ISPM No: 7 and ISPM No: 12 rules.	Yes	The procedures applied could be effective in detecting <i>M. parallela</i> infestations though egg masses might be overlooked by non-trained personnel. Uncertainties: Specific figures on the intensity of survey (sampling effort) are not provided.
3	Cleaning and disinfection of facilities, tools and machinery	Tools are disinfected with chemical compounds containing 10% chlorine prior to using in sapling and mother plants.	No	
4	Roguing and pruning	Removal of infested branches	Yes	Pruning can remove <i>M. parallela</i> egg masses and nests.
5	Biological and mechanical control	Biological control with different natural enemies (predators and parasitoids) can reduce the pest populations. Nogall (biological control agent) is applied to protect against crown gall.	Yes	Natural enemies can be present in the environment. Uncertainties: No details are provided on abundance and efficacy of the natural enemies.
6	Pesticide application	The saplings are sprayed against aphids, thrips, whiteflies, red spider pests, black spot, powdery mildew, root rot diseases and, depending on the situation, to fight or protect against weeds. Before loading the plants on the trucks for transport, the roots of seedlings are sprayed with fungicide (Thiram).	Yes	Some of the pesticides listed in the dossier might be effective against the moth. Uncertainties: No details are given on which pesticides are applied from those listed in the Dossier, on the pesticide application schedule and on the application methods.
7	Surveillance and monitoring	Necessary precautions are taken to ensure that there are no plants other than certified saplings in the production plot and application areas. Plants closer than 15 m from the plot are not usually available. Plants around the production areas are also annually inspected by the Ministry	Yes	It can be effective. Uncertainties: Specific figures on the intensity of survey (sampling effort) are not provided.

No.	Risk mitigation measure (name)	Description	Effective	Evaluation/Uncertainties
		expert in terms of quarantine organisms. In the event that these plants are contaminated with harmful organisms subject to quarantine, these plants and saplings in this area are destroyed.		
8	Sampling and laboratory testing	For the identification of viruses, bacteria, fungi and nematodes in the seedlings to be exported, min. 5 max. 25 seedlings are randomly taken from the plantation in the nursery garden and sealed by the inspector and sent to the laboratory for analysis. Soil samples are taken for laboratory analysis in terms of quarantine organisms, particularly to check if it is free from nematodes. If it is found that the growing medium is free from nematodes, the production of saplings is started.	Yes	It can be effective; however, the intensity of survey is not known.
9	Root Washing	Roots are washed in the washing areas, near the warehouses.	No	
10	Refrigeration	The temperature of the storage tanks is between 2°C and 4°C and the humidity is 85–95%. Transportation is made with refrigerated trucks with the same conditions.	Yes	Low temperatures can slow down its development but not kill the insect.
11	Pre-consignment inspection	Prior to export, planting material for which a Phytosanitary Certificate is to be issued shall be subjected to phytosanitary inspection. Only certified plants for planting may be exported. Phytosanitary inspectors are responsible for export controls, sampling and issuing certificates.	Yes	The procedures applied could be effective in detecting <i>M. parallela</i> infestation. Uncertainties: Specific figures on the intensity of survey (sampling effort) are not provided.

A.6.5. Overall likelihood of pest freedom

A.6.5.1. Reasoning for a scenario which would lead to a reasonably low number of infested consignments

- *Malus domestica* is minor hosts.
- Most of nurseries are located far from the infested areas in South Turkey.
- The surroundings of the nurseries are free from alternative hosts, e.g. pomegranate.
- Mother plants are well inspected and protected.

A.6.5.2. Reasoning for a scenario which would lead to a reasonably high number of infested consignments

- Plants of *Malus domestica* are suitable hosts for infestation.
- Presence of injuries on the plants.
- Nurseries or surroundings with alternative hosts, e.g. pomegranate.
- Nurseries near infested areas in the South of Turkey.
- Infestation not detected by staff during handling for export.
- Early infestations with less symptoms.

A.6.5.3. Reasoning for a central scenario equally likely to over- or underestimate the number of infested consignments (Median)

Due to the absence of information about pest presence and pressure in the nursery area, the panel considers lower values for being as likely as higher values.

A.6.5.4. Reasoning for the precision of the judgement describing the remaining uncertainties (1st and 3rd quartile/interquartile range)

Main uncertainties:

- Data on efficacy of inspections are not available.
- Details on insecticide applications are not known.
- Data on pest pressure in the nursery areas are not available.

A.6.5.5. Elicitation outcomes of the assessment of the pest freedom for *Euzophera semifuneralis*

The following Tables show the elicited and fitted values for pest infestation (Table A.11) and pest freedom (Table A.12).

Table A.11: Elicited and fitted values of the uncertainty distribution of pest infestation by *Euzophera semifuneralis* per 10,000 bundles

Percentile	1%	2.5%	5%	10%	17%	25%	33%	50%	67%	75%	83%	90%	95%	97.5%	99%
Elicited values	0					4		8		14					25
EKE	0.173	0.412	0.799	1.56	2.58	3.88	5.24	8.22	11.7	13.8	16.3	18.9	21.5	23.3	25.1

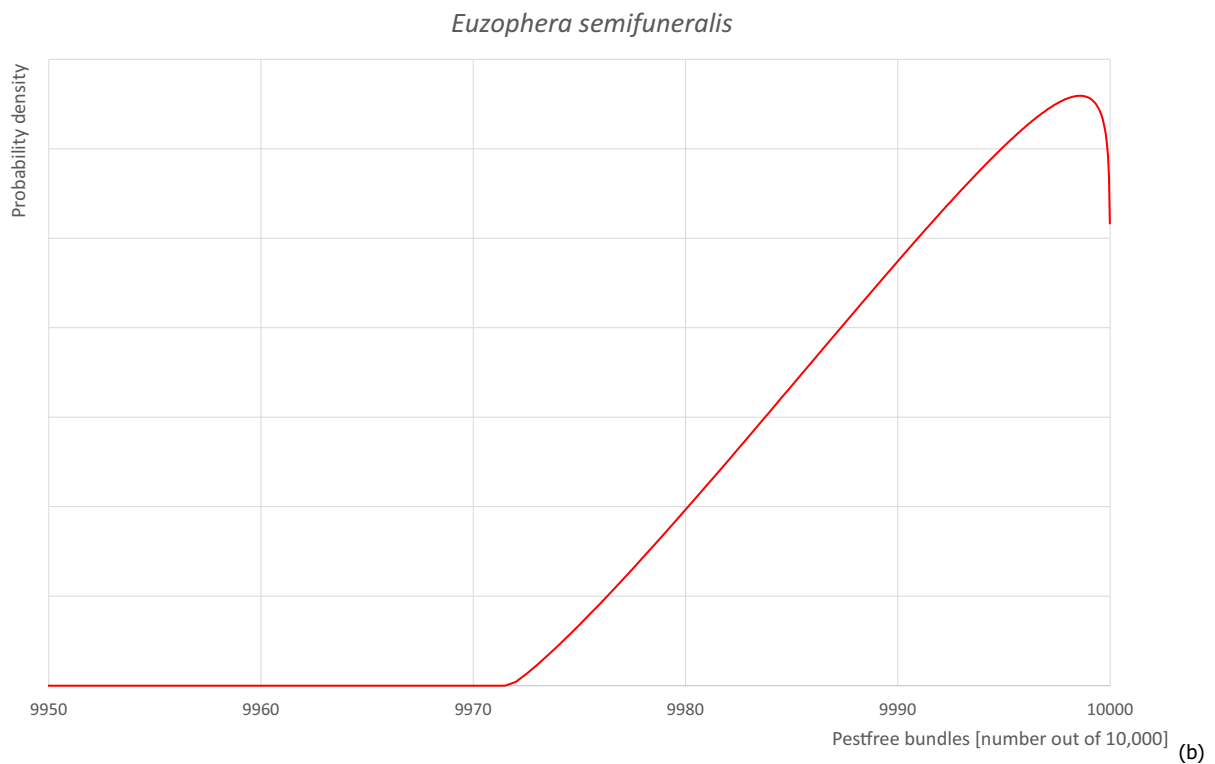
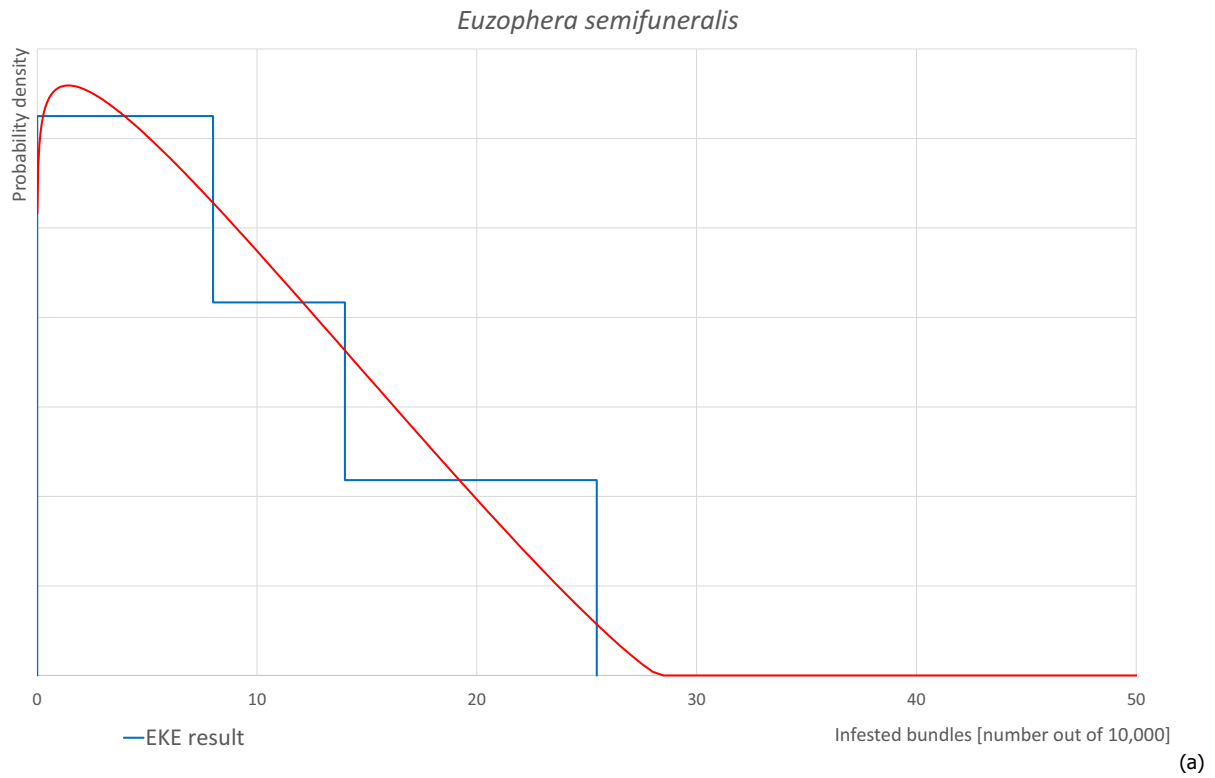
The EKE results are the *BetaGeneral* (1.0613, 2.1674, 0, 28.3) distribution fitted with @Risk version 7.6.

Based on the numbers of estimated infested plants the pest freedom was calculated (i.e. = 10,000 – number of infested plants per 10,000). The fitted values of the uncertainty distribution of the pest freedom are shown in Table A.12.

Table A.12: The uncertainty distribution of plants free of *Euzophera semifuneralis* per 10,000 bundles calculated by Table A.11

Percentile	1%	2.5%	5%	10%	17%	25%	33%	50%	67%	75%	83%	90%	95%	97.5%	99%
Values	9,975					9,986		9,992		9,996					10,000
EKE results	9,975	9,977	9,979	9,981	9,984	9,986	9,988	9,992	9,995	9,996	9,997	9,998	9,999	9999.6	9999.8

The EKE results are the fitted values.



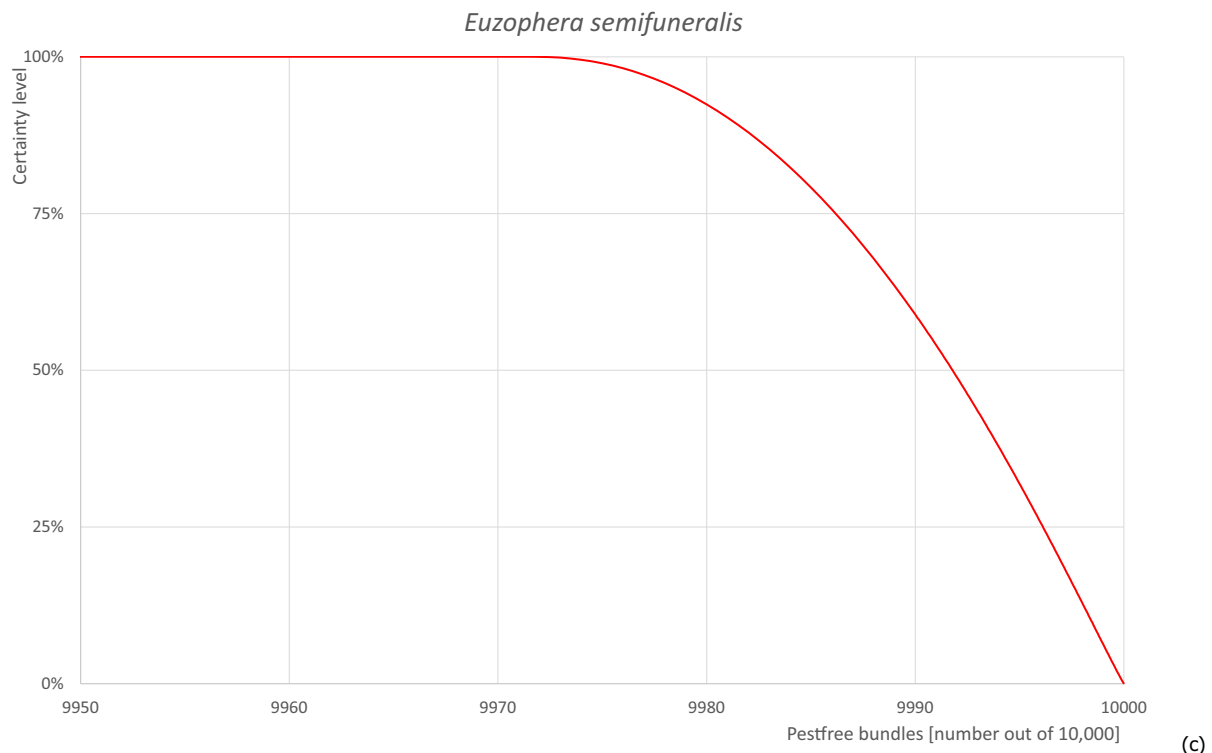


Figure A.6: (a) Elicited uncertainty of pest infestation per 10,000 bundles (histogram in blue– vertical blue line indicates the elicited percentile in the following order: 1%, 25%, 50%, 75%, 99%) and distributional fit (red line); (b) uncertainty of the proportion of pest free bundles per 10,000 (i.e. = 1 – pest infestation proportion expressed as percentage); (c) descending uncertainty distribution function of pest infestation per 10,000 plants

A.6.6. Reference list

- Atay E and Öztürk N, 2010. *Euzophera semifuneralis* (Walker, 1863) (Lepidoptera, Pyralidae) detected in pomegranate orchards in Adana and Osmaniye and its type of damage. (Adana ve Osmaniye nar bahçelerindetespit edilen *Euzophera semifuneralis* (Walker, 1863) (Lepidoptera, Pyralidae) in tanimi ve zarar sekli.) Ziraat Fakültesi Dergisi, Mustafa Kemal Üniversitesi, 15, 51–58. Available online: http://www.mku.edu.tr/ziraat_dergi/index1.html [Accessed: 2 March 2021].
- Bidding DJ and Howitt AJ, 1992. The food plants and distribution of the American plum borer (Lepidoptera: Pyralidae). *The Great Lakes Entomologist*, 25, 149–158.
- Blakeslee EB, 1915. American plum borer. *Bulletin of the U.S. Department of Agriculture* 261. Washington, DC: U.S. Department of Agriculture. 1915. 13 pp. Available online: <https://www.biodiversitylibrary.org/page/48699700#page/3/mode/1up> [Accessed: 10 March 2021].
- CABI (Centre for Agriculture and Bioscience International), online. Datasheet *Euzophera semifuneralis* (American plum borer). Available online: <https://www.cabi.org/isc/datasheet/23630> [Accessed: 19 July 2022].
- Connell JH, Gubler WD and van Steenwyk RA, 2005. Almond trunk injury treatment following bark damage during shaker harvest. In: Oliveira MM, Cordeiro V (eds.). XIII GREMPA Meeting on almonds and pistachios. Zaragoza: CIHEAM, 2005. pp. 199–202 (Options Mediterraneennes: Serie A. Seminaires Mediterraneens; n. 63) Available online: https://www.researchgate.net/publication/237526570_Almond_trunk_injury_treatment_following_bark_damage_during_shaker_harvest [Accessed: 19 July 2022].
- EPPO (European and Mediterranean Plant Protection Organization), online. *Euzophera semifuneralis* (EUZOSE), Categorization. Available online: <https://gd.eppo.int/taxon/EUZOSE> [Accessed: 19 July 2022].
- EUROPHYT (European Union Notification System for Plant Health Interceptions), online. Available online: https://ec.europa.eu/food/sites/food/files/plant/docs/ph_biosec_europhyt-interceptions-2017-07.pdf [Accessed: 20 July 2022].

- Korycinska A, 2018. Rapid Pest Risk Analysis (PRA) for *Euzophera bigeila*. UK Department for Environment, Food and Rural Affairs, 29 pp. Available online: <https://secure.fera.defra.gov.uk/phiw/riskRegister/downloadExternalPra.cfm?id=4234> [Accessed: 3 March 2021].
- Pollack S, 1998. An analysis of the feasibility of providing federal multi-peril crop insurance to nut tree growers: almonds, hazelnuts, pecans, pistachios, walnuts. A report to the Risk Management Agency from the Economic Research Service. USDA's Risk Management Agency, 78 pp. Available online: <https://legacy.rma.usda.gov> [Accessed: 3 March 2021].
- Robinson GS, Ackery PR, Kitching IJ, Beccaloni GW and Hernandez LM, 2010. HOSTS—a database of the world's Lepidopteran hostplants. Natural History Museum, London. Available online: <http://www.nhm.ac.uk/hosts> [Accessed: 20 July 2022].
- Solomon JD and Payne JA, 1986. A guide to the insect borers, pruners, and girdlers of pecan and hickory. Gen. Tech. Rep. SO-64. New Orleans, LA: U.S. Department of Agriculture, Forest Service, Southern Forest Experiment Station. 31 pp.
- TRACES-NT, online. TRAdE Control and Expert System. Available online: <https://webgate.ec.europa.eu/tracesnt/login> [Accessed: 20 July 2022].

A.7. *Hoplolaimus galeatus* (Lance nematode)

A.7.1. Organism information

Taxonomic information	Current valid scientific name: <i>Hoplolaimus galeatus</i> (Cobb, 1913) Thorne, 1935 Synonyms: – Name used in the EU legislation: not regulated in the EU Name used in the Dossier: <i>Hoplolaimus galeatus</i> (Cobb, 1913) Thorne, 1935 Order: Rhabditida Family: Hoplolaimidae	
Group	Nematoda	
EPPO code	HOLLGA	
Regulated status	EU status: – Non-EU: A1 list: Argentina (2019) (EPPO, Global Database)	
Pest status in Turkey	Present (Turkish dossier)	
Pest status in the EU	Present in Spain (Fauna Europea, online)	
Host status on <i>Malus domestica</i>	Apple, <i>Malus domestica</i> is recorded as a host of lance nematode <i>Hoplolaimus galeatus</i> (Pokharel, 2001; Crow and Brammer, 2001).	
PRA information	There is no PRA available.	
Other relevant information for the assessment		
Biology	<i>Hoplolaimus galeatus</i> belongs to the group of lance nematodes, <i>Hoplolaimus</i> spp. It is a polyphagous, migratory endoparasite that occurs in both soil and roots and feeds on the cortical and vascular tissue of host plants. It can also be found feeding ectoparasitically. This nematode is widely distributed in the USA parasitising various field crops, grasses and woody plants (Siddiqi, 2000). It is also found in Canada, Sumatra, India, Tanzania, Central and South America (Pokharel, 2011), Pakistan (CABI online), Australia (Nambiar et al., 2008), Spain (Fauna Europea online) and Turkey (Kepenekci, 2001; Kepenekci, 2002). In Turkey, <i>H. galeatus</i> has been found on sweet chestnut, cowpea, sesame, vegetable, kidney bean, plum, peach, olive, sunflower and apple. According to the available information, the nematode has been reported in four regions (Antalya, Isparta, Sinop, Eskisehir) (Kepenekci, 2001, 2002; Kepenekci and Zeki, 2002). So far, no epidemics or economic losses have been reported in Turkey.	
Symptoms	Main type of symptoms	Aboveground symptoms caused by <i>H. galeatus</i> on turfgrasses are manifested by slow growth, turf thinning, wilting, poor response to adequate fertilisation and

	<p>irrigation, and premature decay. These symptoms typically occur in irregular patterns throughout the turf stand. By the time aboveground symptoms of a nematode infestation appear, the root system has already suffered significant damage.</p> <p>Infested roots show typical nematode damage. By moving and feeding, <i>H. galeatus</i> causes large necrotic lesions in the roots. The root system is reduced and there are hardly any small feeder roots left. The root tips appear to be dead and new roots are growing behind the injured tips. These new roots are usually damaged as well.</p>
Presence of asymptomatic plants	<p>Symptoms caused by plant parasitic nematodes are often not very obvious because the population in the rhizosphere is usually small. Damage by plant parasitic nematodes (including <i>H. galeatus</i>) is usually more pronounced when plants are under stress due to lack of water or nutrients or are damaged by other diseases or insects.</p> <p>Aboveground symptoms depend on the severity of the infestation. In general, symptoms caused by <i>Hoplolaimus</i> spp. on plants are inconspicuous when the nematode population is low and can be easily overlooked.</p> <p>In Turkey (see Turkish dossier), roots are examined macroscopically only for the presence of root galls caused by root-knot nematodes (<i>Meloidogyne</i> spp.). Necrotic lesions caused by other nematodes are not monitored.</p>
Confusion with other pathogens/pests	<p>Aboveground symptoms depend on the severity of the infestation. If the nematode population is high, plants may be stunted, yellowing and unthrifty in appearance. Plants may wilt during the heat of the day and recover at night. Crop yields are reduced. These symptoms result from reduced water and nutrient availability due to impaired root function. Symptoms may be confused with mineral deficiencies, drought, or other soil-dwelling pests and diseases, such as root-knot nematodes and other root rot pathogens.</p> <p>More informative is damage to the root system. Parasitised roots may darken and develop poorly. Small feeder roots are gone, and root tips appear dead. If new roots have begun to grow, they are usually damaged as well. This damage to the root system is responsible for the yellow or dying areas in the grass.</p> <p><i>H. galeatus</i> can easily be confused with other organisms living in the soil.</p>
Host plant range	Alfalfa, apple, bananas, beans, Bermuda grass, boxwood, cabbage, carnation, Chinese holly, chrysanthemums, clover, corn, cotton, cranberry, grape, grasses, creeping bentgrass, creeping grasses, oak, peach, peanuts, peas, pine, slash pine, soybean, sweet potatoes, sugarcane, sycamore, tall fescue, vetch, wheat, white clover, etc. (Nemaplex; Mac Gowan and Dunn, 1989; Ye, 2018).
Reported evidence of impact	<i>H. galeatus</i> is a serious pest in native lawns and golf courses. It is considered an economically important pest of turfgrasses in Florida (Mac Gowan and Dunn, 1998; Nemaplex; Crow and Brammer, 2001) where it is ranked immediately after sting nematode (<i>Belonolaimus longicaudatus</i>), which is considered the most damaging nematode species to turfgrasses (Crow and Brammer, 2001; Crow, 2015). <i>H. galeatus</i> can also be very damaging to many crops, such as cotton, soybeans, alfalfa, and corn (Siddiqi, 2000; Ye, 2018).

	By feeding on the roots of grasses, <i>H. galeatus</i> destroys the root system. The damaged roots are dark, necrotic and have dead root tips; small feeder roots are not present. Destruction of the root system results in yellowing and drying of the grass. In cotton, it can cause significant damage to cortex and vascular tissue; without adequate moisture, cotton plants are susceptible to stunting, yellowing, and defoliation. In pines, cortex of infested roots may be destroyed; pine seedlings may die by up to 50%. In sycamores, this nematode can cause extensive root necrosis and a marked decrease in fresh weight (Fortuner, 1991; Nemaplex). According to Bird and Melakeberhan (1993), <i>H. galeatus</i> is also a problem in some orchards (apple, cherry and peach) in Michigan, USA. By feeding on the roots, <i>H. galeatus</i> not only causes damage individually, but also forms disease complexes with other soil-dwelling microorganisms (bacteria and fungi).
Pathways and evidence that the commodity is a pathway	<ul style="list-style-type: none"> – Plants, plants for planting (roots) – Soil and growing media as such or attached to plants – Soil and growing media attached to machinery, tools, packaging materials etc.
Surveillance information	<p>In order to identify plant pests and diseases in the planting material to be exported from Turkey, a minimum of 5 and a maximum of 25 saplings are taken at random from the planting in the nursery, sealed by the inspector and sent to the laboratory for analysis.</p> <p>The saplings in the growing area are examined macroscopically for pests. If pest infestation is suspected, samples are again taken and sent to the laboratory for analysis.</p>

A.7.2. Possibility of pest presence in the nursery

A.7.2.1. Possibility of entry from the surrounding environment

When *H. galeatus* is present in the environment, it can enter *Malus* production sites with planting material, water, soil, and growing media attached to agricultural machinery, tools, and shoes. Agricultural machinery is a very important means of spreading the nematode within and between different plantations.

Active dispersal of *Hoplostaimus* species, including *H. galeatus*, is limited to short distances. Transmission from the environment to the production field is mainly passive through the spread of infected plants, contaminated soil and run-off rainwater.

Uncertainties:

Hoplostaimus galeatus occurs in Turkey. It has been reported from apple orchards, but there is no clear information on its distribution and abundance in the *Malus domestica* growing area.

The lack of data from official monitoring surveys and reports on problems caused by this nematode in apple production in Turkey leads to uncertainty. This is related to the fact that the nematode is either absent or has not been detected in apple orchards.

It is uncertain how many orchards in apple production areas in Turkey are infested with *H. galeatus*. There is uncertainty about the possible occurrence of other host plants (cultivated or not cultivated) in the surrounding area, which are also considered hosts for this nematode.

Given the above evidence and uncertainties, the Panel considers it possible that the nematode is present in the environment and could enter *Malus domestica* nurseries with new plants for planting or other human activities.

A.7.2.2. Possibility of entry with new plants/seeds

Plants for planting (roots) are important pathway.

Plants for planting originating from production sites where the nematode is present may be infested. However, if the infestation is low to moderate, the nematode can be easily overlooked.

Uncertainties:

Uncertainties exist regarding the lack of data to monitor the presence of *H. galeatus* in nurseries where *M. domestica* intended for planting originates.

Symptoms caused by *H. galeatus* often go undetected initially because the nematodes are microscopic root parasites and when nematode infestations in the roots of host plants are low, symptoms are not very pronounced. In addition, aboveground symptoms are often general signs of

root stress in the plant. Therefore, the presence of *H. galeatus* in apple roots may not be detected by visual inspection.

Given the above evidence and uncertainties, the Panel considers it possible that the infestation could be overlooked and that the nematode could be introduced into apple nurseries/orchards with new plants.

A.7.2.3. Possibility of spread within the nursery

Hoplolaimus spp. (including *H. galeatus*) actively move only short distances. Therefore, the main route of spread of this nematode within the nursery/production field is usually human impact. The nematode can be spread with plants for planting from infested production sites and by soil movement – with soil as such or with soil associated with tools and machinery, and with contaminated runoff rainwater and irrigation water.

Uncertainties:

If present, it is very likely that the nematode will spread within the production field.

Given the above evidence and uncertainties, the Panel considers that the nematode, if present in the field, can be transferred from one host plant to another.

A.7.3. Information from interceptions

No interceptions of *Hoplolaimus galeatus* from Turkey to the EU have been reported so far.

A.7.4. Evaluation of the risk reduction options

In the table below, all risk mitigation measures currently applied in Turkey are listed and an indication of their effectiveness on *H. galeatus* is provided. The description of the risk mitigation measures currently applied in Turkey is provided in Table 6.

No.	Risk mitigation measure (name)	Description	Effect on the pest	Evaluation and uncertainties
1	Certified material	The experts and inspectors of the Ministry carry out the phytosanitary control on mother plants in spring, summer and autumn for harmful organisms, and the amount of propagation materials (buds, budwoods, rootstocks, scions, etc.) that can be obtained from mother plants is determined. For the saplings, the phytosanitary control is also carried out at the same time, regarding harmful organisms specified in quarantine and plant passports, and certification regulations. Certified seed or certified seedling is grafted with certified budwood in a certified nursery. If free from the harmful organisms, the Ministry issues certificates and labels for the propagation material to be taken from plants in the mother blocks.	No	
2	Phytosanitary certificates and plant passport	Export nurseries must obtain special certification from Turkish Authorities before they begin producing plants for planting. Nurseries must notify technical staff members responsible for production to obtain this certificate, which is then	Yes	Evaluation: <i>Hoplolaimus</i> spp. is not on the list of harmful organisms systematically monitored or tested for the presence on plants intended for planting in Turkey.

No.	Risk mitigation measure (name)	Description	Effect on the pest	Evaluation and uncertainties
		<p>used for registration in the plant passport system.</p> <p>The phytosanitary inspections are done macroscopically. However, if there are signs of disease in the plants or in the immediate vicinity, the inspections are carried out by laboratory analysis. During the production period, official inspection is carried out. After the official approval that the sapling is free from the quarantine factor and true to type, its certificate-passport label is issued by the Ministry.</p> <p>The Phytosanitary Certificates/Re-Export Phytosanitary Certificates are issued in exportation of plants and plant products with respect to plant health. In issuing such certificates, the phytosanitary requirements of the importer country are taken into account, in compliance with the ISPM No: 7 and ISPM No: 12 rules.</p>		<p><u>Uncertainties:</u> Specific figures on the intensity of survey (sampling effort) are not provided.</p> <p>Information on the distribution and abundance of <i>H. galeatus</i> in the <i>Malus domestica</i> growing area is unreliable.</p>
3	Cleaning and disinfection of facilities, tools and machinery	Tools are disinfected with chemical compounds containing 10% chlorine prior to using in sapling and mother plants	No	
4	Rouging and pruning	Applied in case of infections/infestations.	No	
5	Biological and mechanical control	Nogall (biological control agent) is applied to protect against crown gall. Weeds are controlled mechanically in the nurseries and in the surrounding areas.	No	
6	Pesticide application	<p>The saplings are sprayed against aphids, thrips, whiteflies, red spider pests, black spot, powdery mildew, root rot diseases and, depending on the situation, to fight or protect against weeds.</p> <p>Before loading the plants on the trucks for transport, the roots of seedlings are sprayed with fungicide (Thiram).</p>	No	
7	Surveillance and monitoring	Both processes are conducted according to Turkish phytosanitary regulations. Necessary precautions are taken to ensure that there are no plants other than certified saplings in the production plot and application areas. Plants within and around the production areas are annually inspected to check the presence of quarantine organisms. Visual inspection at least once or twice a year during production or during uprooting of the plants. Visual inspection can be supported by the use of microscope or laboratory analysis if pests are suspected to be present.	Yes	<p><u>Evaluation:</u> Details of the surveillance and monitoring during the production cycle are not provided. <i>H. galeatus</i> is not on the list of harmful organisms systematically monitored or tested for the presence on plants intended for planting in Turkey.</p> <p><u>Uncertainties:</u> Details of the surveillance and monitoring have not been described.</p>

No.	Risk mitigation measure (name)	Description	Effect on the pest	Evaluation and uncertainties
		In the event that these plants are infected/infested with harmful organisms subject to quarantine, these plants are destroyed.		Information on the distribution and abundance of <i>H. galeatus</i> in the <i>Malus domestica</i> growing area is unreliable.
8	Sampling and laboratory testing	For the identification of viruses, bacteria, fungi and nematodes in the seedlings to be exported, min. 5 max. 25 seedlings are randomly taken from the plantation in the nursery garden and sealed by the inspector and sent to the laboratory for analysis. Soil samples are taken for laboratory analysis in terms of quarantine organisms, particularly to check if it is free from nematodes. If it is found that the growing medium is free from nematodes, the production of saplings is started.	Yes	<u>Evaluation:</u> Soil and plants are tested in the laboratory only for the presence of root-knot and virus vector nematodes, but not for the presence of <i>H. galeatus</i> <u>Uncertainties:</u> Presence of <i>H. galeatus</i> cannot be detected.
9	Root washing	Roots are washed in the washing areas, near the warehouses.	Yes	<u>Evaluation:</u> Root washing does not reduce the risk of nematode infestation in plants intended for planting that are infested with lance nematodes (migratory endoparasites). <u>Uncertainties:</u> Because <i>H. galeatus</i> occurs in both soil and roots, root washing does not reduce the risk of nematodes infestation in plants intended for planting.
10	Refrigeration	The temperature of the storage tanks is between 2°C and 4°C and the humidity is 85–95%. Transportation is made with refrigerated trucks with the same conditions.	No	
11	Pre-consignment inspection	Prior to export, planting material for which a Phytosanitary Certificate is to be issued shall be subjected to phytosanitary inspection. Only certified plants for planting may be exported. Phytosanitary inspectors are responsible for export controls, sampling and issuing certificates.	Yes	<u>Evaluation:</u> As for nematodes, inspectors pay particular attention to the presence of galls caused by root-knot nematodes. Symptoms caused by <i>H. galeatus</i> cannot be detected <u>Uncertainties:</u> Even if inspectors examined plants for the presence of <i>H. galeatus</i> , it might initially go undetected because the nematodes are microscopic root parasites and symptoms are not very pronounced when there is a little nematode infestation in the roots of host plants.

A.7.5. Overall likelihood of pest freedom

A.7.5.1. Reasoning for a scenario which would lead to a reasonably low number of infested consignments

- Apple is considered to be a minor host.
- Apple growing areas are mainly in the part of the country, where *H. galeatus* has not been reported.
- Effective weed control, crop rotation and field hygiene limit apple infestation.
- Regular inspections by crop protection authorities are effective and further help to reduce the infection pressure of this nematode.
- Washing the roots is effective against this nematode.

A.7.5.2. Reasoning for a scenario which would lead to a reasonably high number of infested consignments

- Apple is considered to be an important host.
- Apple growing areas are mainly in the part of the country, where *H. galeatus* is widely distributed.
- A similar pest pressure exists throughout the country and most apple plants are expected to be infested with nematodes.
- Weed control, crop rotation and field sanitation are ineffective and do not help to reduce infestation of apples by this nematode.
- Visual selection of apple plants for planting and visual inspections prior to export without laboratory testing are not effective and result in high infestation.
- Postharvest root washing is not effective against this pest because it is endoparasitic.

A.7.5.3. Reasoning for a central scenario equally likely to over- or underestimate the number of infested consignments

- Uncertainties about pest pressure in Turkey.
- The information on infections of *H. galeatus* on apple plants in Turkey is missing.
- The lack reported problems within the apple production area in Turkey.
- The likelihood of introduction into apple production sites by natural means and human activities.

A.7.5.4. Reasoning for the precision of the judgement describing the remaining uncertainties (1st and 3rd quartile/interquartile range)

- The main uncertainty is the absence of nematode-induced symptoms, so that the presence of the nematode in the apple roots can be overlooked; cannot be detected by visual inspection.

A.7.5.5. Elicitation outcomes of the assessment of the pest freedom for *Hoplolaimus galeatus*

The following Tables show the elicited and fitted values for pest infestation (Table A.13) and pest freedom (Table A.14).

Table A.13: Elicited and fitted values of the uncertainty distribution of pest infestation by *Hoplolaimus galeatus* per 10,000 bundles of rooted plants

Percentile	1%	2.5%	5%	10%	17%	25%	33%	50%	67%	75%	83%	90%	95%	97.5%	99%
Elicited values	0					4		8		12					20
EKE	0.293	0.611	1.07	1.89	2.90	4.11	5.31	7.80	10.6	12.2	14.0	15.8	17.6	18.9	20.0

The EKE results is the *BetaGeneral* (1.2604, 2.0485, 0, 22) distribution fitted with @Risk version 7.6.

Based on the numbers of estimated infested plants the pest freedom was calculated (i.e. = 10,000 – number of infested plants per 10,000). The fitted values of the uncertainty distribution of the pest freedom are shown in Table A.14.

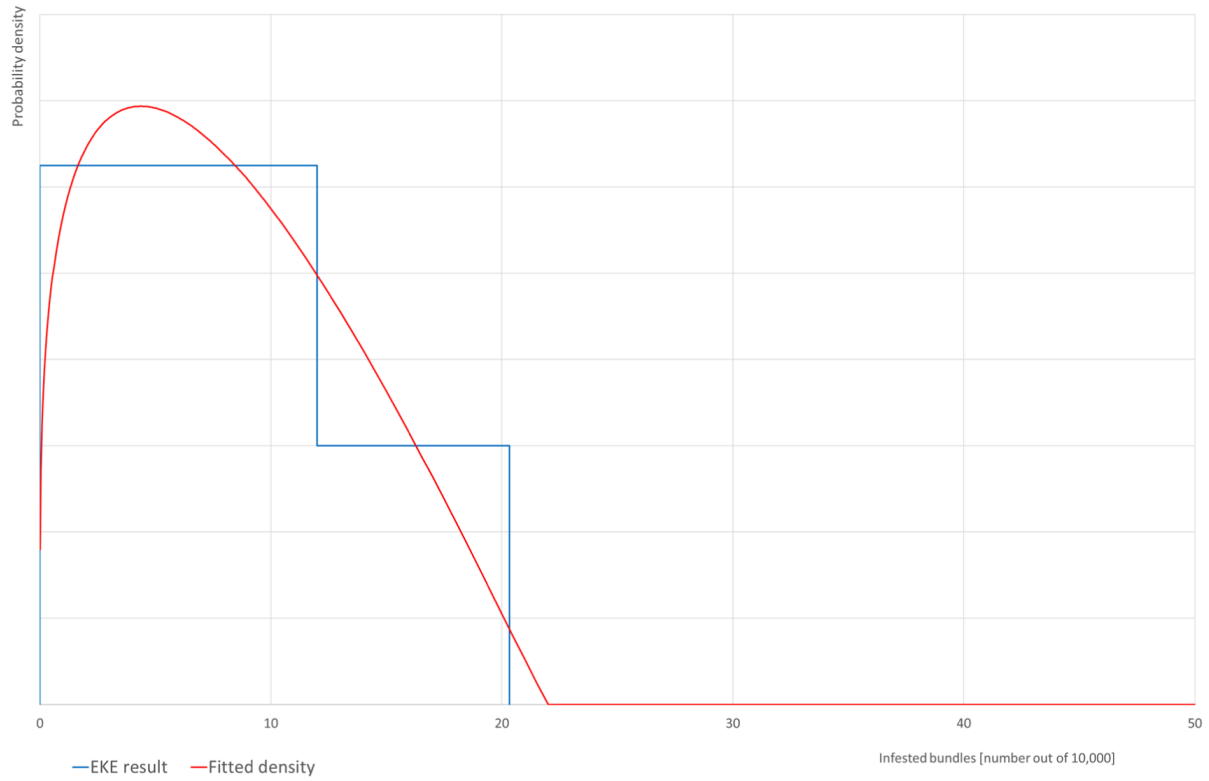
Table A.14: The uncertainty distribution of plants free of *Hoplolaimus galeatus* per 10,000 bundles of rooted plants calculated by Table A.13

Percentile	1%	2.5%	5%	10%	17%	25%	33%	50%	67%	75%	83%	90%	95%	97.5%	99%
Values	9,980					9,988		9,992		9,996					10,000
EKE results	9,980	9,981	9,982	9,984	9,986	9,988	9,989	9,992	9,995	9,996	9,997	9,998	9,999	9999.4	9999.7

The EKE results are the fitted values.

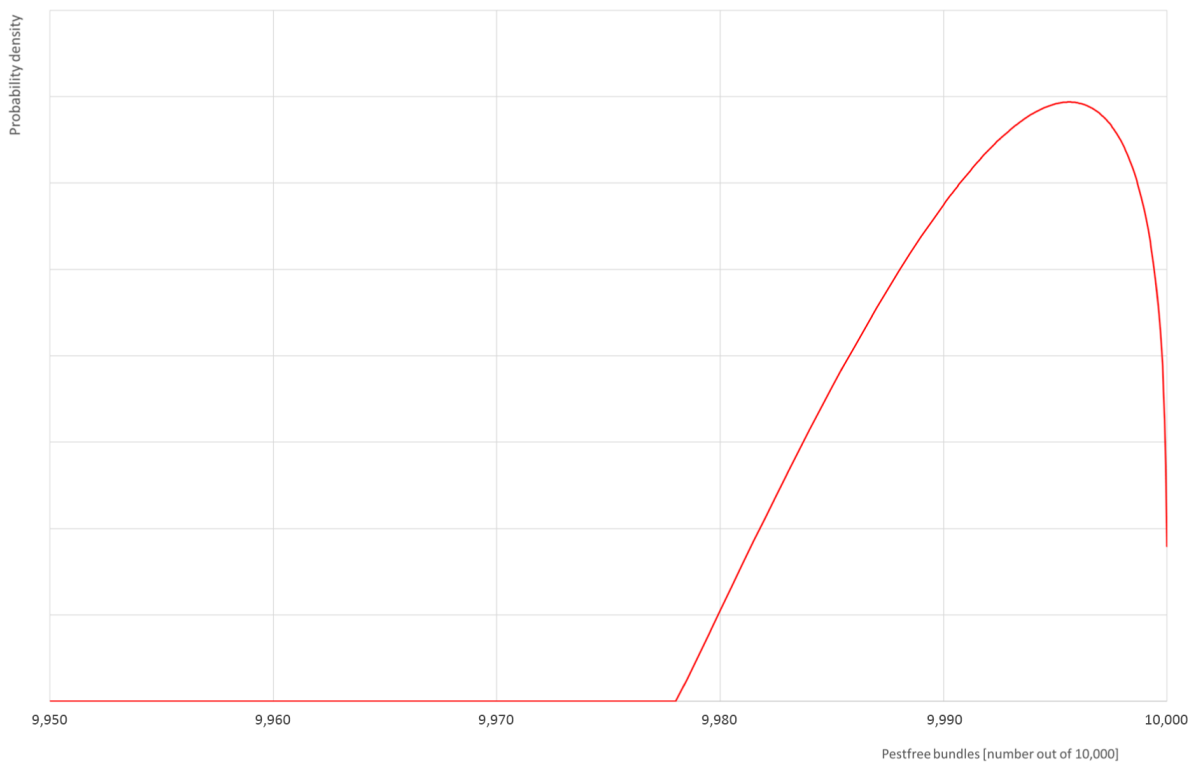
(a)

Hoplolaimus galeatus, rooted plants



(b)

Hoplolaimus galeatus, rooted plants



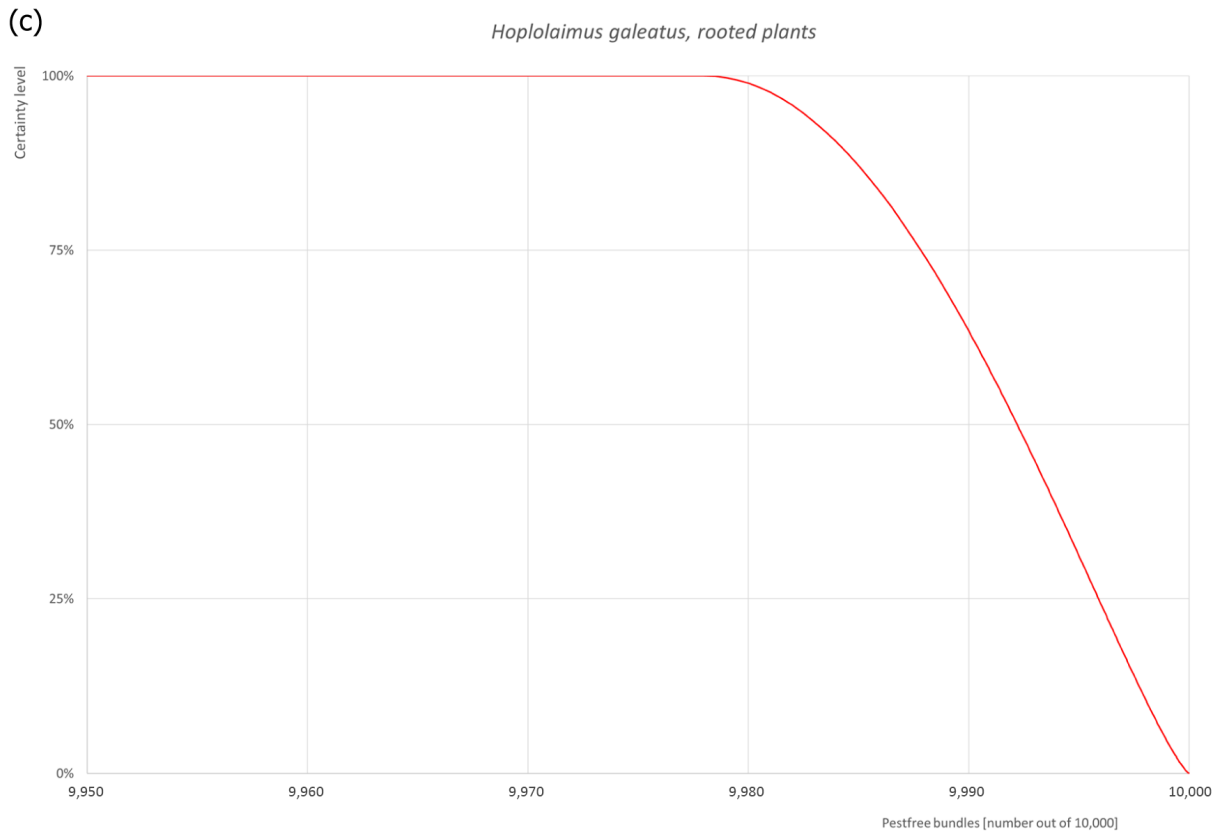


Figure A.7: (a) Elicited uncertainty of pest infestation per 10,000 bundles (histogram in blue– vertical blue line indicates the elicited percentile in the following order: 1%, 25%, 50%, 75%, 99%) and distributional fit (red line); (b) uncertainty of the proportion of pest free bundles per 10,000 (i.e. = 1 – pest infestation proportion expressed as percentage); (c) descending uncertainty distribution function of pest infestation per 10,000 bundles

A.7.6. Reference list

- Bird GW, Melakeberhan H, 1993. Avoidance and Management of Nematode Problems in Tree Fruit Production in Michigan. Cooperative Extension Service, Michigan State University, Extension Bulletin E-2419. 20 pp.
- Crow WT, Brammer AS, 2001. Lance Nematode, *Hoplolaimus galeatus* (Cobb, 1913) Thorne, 1935 (Nematoda: Secernentea: Tylenchida: Tylenchoidea: Hoplolaimidae). University of Florida IFAS Extension. Available online: https://entnemdept.ufl.edu/creatures/nematode/lance_nematode.htm
- Crow WT, 2015. Sting nematode, *Belonolaimus longicaudatus* Rau (Nematoda: Tylenchida: Belonolaimidae). University of Florida IFAS Extension. Available online: https://entnemdept.ufl.edu/creatures/nematode/sting_nematode.htm
- EPPO (European and Mediterranean Plant Protection Organization), online. EPPO Global Database. Available online: <https://www.eppo.int/> [Accessed: August 2021].
- FAUNA EUROPEA. Available online: https://fauna-eu.org/cdm_dataportal/taxon/30abcc32-67cf-4b06-ac6e-1392119a5bde
- Fortuner R, 1991. The Hoplolaiminae. In: Nickle, W.R. Manual of Agricultural Nematology. Marcel Dekker Inc., 669–720 pp.
- Kepeneci I, 2001. Plant Parasitic Nematodes of Tylenchida (Nematoda) Associated with Walnuts (*Juglans regia* L.) and Chestnuts (*Castanea sativa* Miller) Orchards in the Black Sea Region. Tarim Bilimleri Dergisi, 7, 101–105.
- Kepeneci I, 2002. Plant Parasitic Nematode Species of Tylenchida (Nematoda) Associated with Sesame (*Sesamum indicum* L.) Growing in the Mediterranean Region of Turkey. Turkish Journal of Agriculture and Forestry, 26, 323–330.
- Kepeneci I and Zeki C, 2002. Nematodes of Tylenchida (Nematoda) associated with Apple in Turkey. Pakistan Journal of Nematology, 20, 61–63.
- Mac Gowan JB and Dunn RA, 1989. *Hoplolaimus galeatus*: Lance nematode on St. Augustine grass from Florida. Nematology Circular No. 161, Florida Department of agriculture & Consumer Services, Division of Plant Industry, Contribution No. 371, Bureau of Nematology, 4 pp.

- Nambiar L, Quader M and Nobbs JM, 2008. First record of *Hoplolaimus galeatus* in Australia. *Australasian Plant Disease Notes*, 3, 145–146.
- Nemaplex, online. Available online: <http://nemaplex.ucdavis.edu/Taxadata/G063S2.aspx>
- Pokharel R, 2011. Importance of Plant Parasitic Nematodes in Colorado. Fact Sheet No. 2.952. Crops Colorado State University, Western Colorado Research Center. 5/2011.
- Siddiqi MR, 2000. *Tylenchida: Parasites of Plants and Insects*, 2nd Edition. Cabi Publishing, Wallingford, UK, 833 pp.
- Ye W, 2018. Nematodes of Agricultural Importance in North and South Carolina. In: Subbotin SA and Chitambar JJ (eds.) *Plant Parasitic Nematodes in Sustainable Agriculture of North America*. Springer, 247–276 pp.

A.8. *Lopholeucaspis japonica*

A.8.1. Organism information

Taxonomic information	<p>Current valid scientific name: <i>Lopholeucaspis japonica</i> Cockerell</p> <p>Synonyms: <i>Leucaspis japonica</i> (Fernald, 1903), <i>Leucaspis japonica</i> var. <i>darwinensis</i> (Green, 1916), <i>Leucodiaspis hydrangeae</i> (Takahashi, 1934), <i>Leucodiaspis japonica</i> (Takahashi, 1934), <i>Leucodiaspis japonica darwiniensis</i> (Takahashi, 1934), <i>Leucaspis hydrangeae</i> (Takahashi, 1934), <i>Lopholeucaspis japonica</i> (Balachowsky, 1953), <i>Lopholeucaspis japonica darwiniensis</i> (Balachowsky, 1953), <i>Lopholeucaspis menoni</i> (Borchsenius, 1964); <i>Lopholeucaspis darwiniensis</i> (Borchsenius, 1966), <i>Leucaspis menoni</i> (Takagi, 1969)</p> <p>Name used in the EU legislation: <i>Lopholeucaspis japonica</i> Cockerell [LOPLJA]</p> <p>Order: Hemiptera Family: Diaspididae</p> <p>Common name: Japanese long scale, Japanese maple scale, Japanese pear white scale</p> <p>Name used in the Dossier: <i>Lopholeucaspis japonica</i></p>
Group	Insects
EPPO code	LOPLJA
Regulated status	<p>The pest is listed in Annex II of Commission Implementing Regulation (EU) 2019/2072 as <i>Lopholeucaspis japonica</i> Cockerell [LOPLJA]</p> <p>The pest is included in the EPPO A2 list (EPPO, online_a).</p> <p><i>Lopholeucaspis japonica</i> is quarantine in Belarus, Israel, Mexico, Morocco and Tunisia (EPPO, online_b).</p>
Pest status in Turkey	<i>Lopholeucaspis japonica</i> is present in Turkey. It was recorded on Citrus spp. Up to date there is no record on apple in Turkey. It was detected in the Black Sea region (Artvin, Giresun, Ordu, Samsun, Trabzon, Rize provinces) (Kaydan et al., 2013).
Pest status in the EU	<i>Lopholeucaspis japonica</i> is absent in the EU. It was intercepted in Croatia, Greece, Italy and Slovak Republic, but never found again (EFSA PLH Panel, 2018; EPPO, online_c).
Host status on <i>Malus domestica</i>	<i>M. domestica</i> is reported as a host of <i>Lopholeucaspis japonica</i> (EPPO, online_d).
PRA information	<p>Pest Risk Assessments available:</p> <ul style="list-style-type: none"> • Scientific Opinion on the pest categorisation of <i>Lopholeucaspis japonica</i> (EFSA PLH Panel, 2018). • Final import risk analysis report for fresh apple fruit from the People's Republic of China (Biosecurity Australia, 2010), • Final import risk analysis report for fresh unshu mandarin fruit from Shizuoka prefecture in Japan (Biosecurity Australia, 2009), • Import Risk Analysis: Pears (<i>Pyrus bretschneideri</i>, <i>Pyrus pyrifolia</i> and <i>Pyrus</i> sp. nr. <i>communis</i>) fresh fruit from China (Biosecurity New Zealand, 2009).

Other relevant information for the assessment

Biology	<p><i>Lopholeucaspis japonica</i> is oyster shell-shaped armoured scale, originating from Far East and it spread to tropical and semitropical areas (CABI, online).</p> <p>Females and males have different life cycle. The life stages of female are egg, two larval instars and adult, while male has additional two stages called pre-pupa and pupa (CABI, online). Males are small and have wings (Bienkowski, 1993), while females are sessile enclosed in chitinous 'puparium' (Tabatadze and Yasnosh, 1999). The colour of females, eggs and crawlers is lavender. The wax which is covering the body of scales is white (Fulcher et al., 2011). Each female lay on average 25 eggs, which are laid underneath the female bodies (Addesso et al., 2016; Fulcher et al., 2011).</p> <p>Crawlers can be dispersed by wind or other insects (ants, flies and ladybirds), occasionally also by human transport (Magsig-Castillo et al., 2010).</p> <p><i>Lopholeucaspis japonica</i> has one or two overlapping generations per year (Addesso et al., 2016). It was reported that occasionally there can be a third generation in Georgia (Tabatadze and Yasnosh, 1999). In India, first generation crawlers were observed from late March until the end of April. Females and male pupae were present from June till the end of August. Second generation crawlers occurred in September and matured females in October (Harsur et al., 2018).</p> <p><i>Lopholeucaspis japonica</i> overwinters as an immature stage on trunks and branches in Tennessee (Fulcher et al., 2011) and second instar males and females in Maryland (Gill et al., 2012). In addition, it has been reported to overwinter as fertilised females in Japan (Murakami, 1970) and in Pennsylvania (Stimmel, 1995). They can endure temperatures of -20 to -25°C (EPPO, 1997).</p>	
Symptoms	Main type of symptoms	<p><i>Lopholeucaspis japonica</i> is usually on bark of branches and trunk but can be found also on leaves (Gill et al., 2012) and sometimes on fruits (EPPO, 1997).</p> <p>The scale feeds on plant storage cells, which causes them to collapse (Fulcher et al., 2011). When the population is high, the main symptoms on plants are premature leaf drop, dieback of branches and death of plants (Fulcher et al., 2011; Gill et al., 2012).</p> <p>Symptoms observed on pomegranate in India were yellowing of leaves, poor fruit set and stunted plant growth (Harsur et al., 2018).</p>
	Presence of asymptomatic plants	<p>No information.</p>
	Confusion with other pests	<p><i>Lopholeucaspis japonica</i> can be confused with other armoured scales.</p> <p><i>Lopholeucaspis japonica</i> is similar to <i>L. cockerelli</i> but can be differentiated by the number of macroducts (García Morales et al., online). Other very similar scale is <i>Pseudaulacaspis pentagona</i> (Fulcher et al., 2011).</p>
Host plant range	<p><i>Lopholeucaspis japonica</i> is polyphagous armoured scale and feeds on plants belonging to 38 families (García Morales et al., online).</p> <p>Some of the many hosts of <i>Lopholeucaspis japonica</i> are <i>Acer palmatum</i>, <i>Acer pictum</i>, <i>Acer ukurunduense</i>, <i>Citrus junos</i>, <i>Citrus unshiu</i>, <i>Diospyros kaki</i>, <i>Distylium racemosum</i>, <i>Elaeagnus umbellata</i>, <i>Euonymus alatus</i>, <i>Euonymus japonicus</i>, <i>Gleditsia japonica</i>, <i>Ilex crenata</i>, <i>Magnolia denudata</i>, <i>Magnolia kobus</i>, <i>Malus pumila</i>, <i>Malus domestica</i>, <i>Paeonia lactiflora</i>, <i>Poncirus trifoliata</i>, <i>Prunus × yedoensis</i>, <i>Pyrus pyrifolia</i>, <i>Robinia pseudoacacia</i>, <i>Rosa chinensis</i>, <i>Rosa multiflora</i>, <i>Salix</i> sp., <i>Staphylea bumalda</i>, <i>Syringa oblata</i> and <i>Ziziphus jujuba</i> (Suh, 2020).</p>	

	<i>Lopholeucaspis japonica</i> is a pest of tea in China (Li et al., 1997). It is a serious pest of many crops (citrus, fruit trees, tea, tung) and ornamental plants in the area around the Black Sea (Tabbatadze and Yasnosh, 1999). In the US, it is known to damage <i>Acer</i> and <i>Pyracantha</i> (Davidson and Miller, 1990).
Reported evidence of impact	Not relevant, listed as EU Quarantine pest (Annex II, part A).
Pathways and evidence that the commodity is a pathway	Possible pathways of entry for <i>Lopholeucaspis japonica</i> are plants for planting (excluding seeds), bonsai, cut flowers and cut branches (EFSA PLH Panel, 2018).
Surveillance information	No surveillance information is currently available from the Turkish NPPO.

A.8.2. Possibility of pest presence in the nursery

A.8.2.1. Possibility of entry from the surrounding environment

If present in the surroundings, the pest can enter the nursery (as Turkey is producing these plants for planting outdoors). However, the scale was recorded on Citrus spp. in the Black Sea Region and up to date there is no record on other plant species including apple. The pest could enter the nursery either by passive dispersal (e.g. wind) especially young instars than can be easily uplifted by wind, infested plant material by nursery workers and machinery. Given that the pest is very polyphagous, the pest could be associated with several crops and wild hosts in the surrounding.

Uncertainties

- The main apple production areas are located far away from the area where the pest was reported (Black sea region).

Taking into consideration the above evidence and uncertainties, the Panel considers that it is possible for the pest to enter the nursery especially if the nurseries are located close to the area where the scale was reported.

A.8.2.2. Possibility of entry with new plants/seeds

The pest can be found on the trunk, stem, branches, leaves of plants for planting (scions, grafted rootstocks). Although adults can be relatively easily spotted during visual inspections, young stages can be difficult to detect. The pest can be hidden inside bark cracks. In case of low populations, the species can be overlooked regarded as trunk spots. Introduction of the pest with certified material is very unlikely.

Uncertainties:

- Uncertain if certified material is screened for this pest

Taking into consideration the above evidence and uncertainties, the Panel considers it possible that the pest could enter the nursery although very unlikely.

A.8.2.3. Possibility of spread within the nursery

If the scale enters the nursery from the surroundings, the pest could spread within the nursery either by passive dispersal (e.g. wind), especially young instars than can be easily uplifted by wind, infested plant material, or by nursery workers and machinery. Active dispersal is possible and movement from plant to plant by mobile young instars is possible. Given that the pest is very polyphagous, the pest could be associated with other crops in the nursery. During the growing season, visual inspection at least twice during vegetation period is performed, with microscopic observations if needed. Chemical control targeting crawlers is applied together with pruning which can affect diaspidid populations either directly by removal of infested branches and indirectly exposing the pest to biotic and abiotic control agents.

Taking into consideration the above evidence and uncertainties, the Panel considers that the transfer of the pest within the nursery is possible.

A.8.3. Information from interceptions

There are no records of interceptions of *M. domestica* plants for planting from Turkey due to the presence of *L. japonica* between 1994 and March 2022 (EUROPHYT and TRACES-NT, online).

A.8.4. Evaluation of the risk mitigation options

In the table below, all risk mitigation measures currently applied in Turkey are listed and an indication of their effectiveness on *L. japonica* is provided. The description of the risk mitigation measures currently applied in Turkey is provided in Table 6.

No.	Risk mitigation measure (name)	Description	Effective	Evaluation/Uncertainties
1	Certified material	The Ministerial experts and inspectors carry out the phytosanitary control on mother plants in spring, summer and autumn for harmful organisms, and the amount of propagation materials (grafted plants, budwoods, rootstocks, scions) that can be obtained from mother plants is determined. For the saplings, the phytosanitary control is also carried out at the same time, regarding harmful organisms specified in quarantine and plant passports, and certification regulations. If free from the harmful organisms, the Ministry issues certificates and labels for the propagation material to be taken from plants in the mother blocks. Certified seed or certified seedling is grafted with certified budwood in a certified nursery. Certificate and combined certification-passport labels are issued by the Ministerial Organization and sent to the producer for the saplings that meet the requirements in the Regulations.	Yes	Potential <i>L. japonica</i> infestations could be detected, though low initial infestations might be overlooked and macroscopic misidentification is possible. <u>Uncertainties:</u> The details of the certification process are not given (e.g. number of plants, intensity of surveys and inspections, etc.). Specific figures on the intensity of survey (sampling effort) are not provided.
2	Phytosanitary certificates and plant passport	Export nurseries must obtain special certification from Turkish Authorities before they begin producing plants for planting. Nurseries must notify technical staff members responsible for production to obtain this certificate, which is then used for registration in the plant passport system. The phytosanitary inspections are done macroscopically. However, if there are signs of disease in the plants or in the immediate vicinity, the inspections are carried out by laboratory analysis. During the production period, official inspection is carried out. After the official approval that the sapling is free from the quarantine factor and true to type, its certificate-passport label is issued by the Ministry. The Phytosanitary Certificates/Re-Export Phytosanitary Certificates are issued in exportation of plants and plant products with respect to plant health. In	Yes	The procedures applied could be effective in detecting <i>L. japonica</i> infestations though visual detection at the beginning of infestation is difficult as well as specific identification without morphological or molecular analyses. <u>Uncertainties:</u> Specific figures on the intensity of survey (sampling effort) are not provided.

No.	Risk mitigation measure (name)	Description	Effective	Evaluation/Uncertainties
		issuing such certificates, the phytosanitary requirements of the importer country are taken into account, in compliance with the ISPM No: 7 and ISPM No: 12 rules.		
3	Cleaning and disinfection of facilities, tools and machinery	Tools are disinfected with chemical compounds containing 10% chlorine prior to using in sapling and mother plants	No	
4	Roguing and pruning	Removal of infested branches	Yes	Pruning can affect diaspidid populations either directly by removal of infested branches and indirectly exposing the pest to biotic and abiotic control agents.
5	Biological control and mechanical control	Biological control with different natural enemies (predators and parasitoids) can keep many potential diaspidid pests under economic injury densities. Nogall (biological control agent) is applied to protect against crown gall.	Yes	Chemical applications can affect biological control agents Uncertainties: No details are provided on abundance and efficacy of the natural enemies.
6	Pesticide application	The saplings are sprayed against aphids, thrips, whiteflies, red spider pests, black spot, powdery mildew, root rot diseases and, depending on the situation, to fight or protect against weeds. Before loading the plants on the trucks for transport, the roots of seedlings are sprayed with fungicide (Thiram).	Yes	Chemicals are applied targeting mainly crawlers. <u>Uncertainties:</u> No details are given on which pesticides are applied from those listed in the Dossier, on the pesticide application schedule and on the application methods.
7	Surveillance and monitoring	Necessary precautions are taken to ensure that there are no plants other than certified saplings in the production plot and application areas. Plants closer than 15 m from the plot are not usually available. Plants around the production areas are also annually inspected by the Ministry expert in terms of quarantine organisms. In the event that these plants are contaminated with harmful organisms subject to quarantine, these plants and saplings in this area are destroyed.	Yes	It can be effective. <u>Uncertainties:</u> Specific figures on the intensity of survey (sampling effort) are not provided.
8	Sampling and laboratory testing	For the identification of viruses, bacteria, fungi and nematodes in the seedlings to be exported, min. 5 max. 25 seedlings are randomly taken from the plantation in the nursery garden and sealed by the inspector and sent to the laboratory for analysis. Soil samples are taken for laboratory analysis in terms of quarantine organisms, particularly to check if it is free from nematodes. If it is found that the growing medium is free from	No	

No.	Risk mitigation measure (name)	Description	Effective	Evaluation/Uncertainties
		nematodes, the production of saplings is started.		
9	Root Washing	Roots are washed in the washing areas, near the warehouses.	No	
10	Refrigeration	The temperature of the storage tanks is between 2°C and 4°C and the humidity is 85–95%. Transportation is made with refrigerated trucks with the same conditions.	Yes	Low temperatures can slow down its development but not kill the insect.
11	Pre-consignment inspection	Prior to export, planting material for which a Phytosanitary Certificate is to be issued shall be subjected to phytosanitary inspection. Only certified plants for planting may be exported. Phytosanitary inspectors are responsible for export controls, sampling and issuing certificates.	Yes	The procedures applied could be effective in detecting <i>L. japonica</i> infestation though visual detection at the beginning of infestation is difficult as well as specific identification without morphological or molecular analyses. <u>Uncertainties:</u> Specific figures on the intensity of survey (sampling effort) are not provided.

A.8.5. Overall likelihood of pest freedom

A.8.5.1. Reasoning for a scenario which would lead to a reasonably low number of infested consignments

- *Malus domestica* is not a preferred host.
- Limited to Black Sea coastal area.
- Adults and symptoms can be easily detected.
- All material is produced within the nurseries.
- Only crawlers are moving from the near environment.
- Pesticides are effective against crawlers.
- Pruning reduces infestation levels, increases sunlight exposure, new shoots are less attractive than older branches.
- Natural enemies are present.
- Inspections are effective.
- Bundles are composed of 10 plants.
- Mainly young plants, e.g. rootstocks, are exported.

A.8.5.2. Reasoning for a scenario which would lead to a reasonably high number of infested consignments

- *Malus domestica* is host.
- Distribution of the pest is not limited to the Black sea costal area.
- Pests and symptoms are difficult to be detected.
- Small infestations could be overlooked.
- Certification may not look specifically for this pest, not.
- Other hosts are widely distributed in Turkey, e.g. pomegranate.
- Spread via grafting material, worker, with plant movement.
- Pesticides are only effective for short periods on crawlers.
- Biological control is not effective and pesticide treatments reduce the natural enemies.
- Inspections are not effective.
- Bundles are composed of 25 plants.
- Mainly older plants, e.g. grafted trees, are exported.

A.8.5.3. Reasoning for a central scenario equally likely to over- or underestimate the number of infested consignments (Median)

Due to lack of information on the pest, the Panel judge lower values for being as likely as higher values. The median was placed closer to the lower scenario because:

- Pesticides reported in the dossier are effective in the control of the pest.
- There are no alternative hosts in the nursery surroundings.

A.8.5.4. Reasoning for the precision of the judgement describing the remaining uncertainties (1st and 3rd quartile/interquartile range)

- Data on efficacy of inspections are limited.
- Timing of insecticide applications is unclear.
- Pest pressure in the nursery areas is not known.

A.8.5.5. Elicitation outcomes of the assessment of the pest freedom for *Lopholeucaspis japonica*

The following Tables show the elicited and fitted values for pest infestation (Table A.15 and Table A.17) and pest freedom (Table A.16 and Table A.18).

Table A.15: Elicited and fitted values of the uncertainty distribution of pest infestation by *Lopholeucaspis japonica* per 10,000 bundles of bare-rooted plant material

Percentile	1%	2.5%	5%	10%	17%	25%	33%	50%	67%	75%	83%	90%	95%	97.5%	99%
Elicited values	0					8		15		30					50
EKE	0.177	0.501	1.10	2.43	4.40	7.07	9.97	16.6	24.4	29.0	34.2	39.4	44.3	47.5	50.1

The EKE results are the *BetaGeneral* (0.8838, 1.6206, 0, 53.5) distribution fitted with @Risk version 7.6.

Based on the numbers of estimated infested bundles of bare-rooted plant material, the pest freedom was calculated (i.e. = 10,000 – number of infested bundles of bare-rooted plant material per 10,000). The fitted values of the uncertainty distribution of the pest freedom are shown in Table A.16.

Table A.16: The uncertainty distribution of plants free of *Lopholeucaspis japonica* per 10,000 bundles of bare-rooted plant material calculated by Table A.18

Percentile	1%	2.5%	5%	10%	17%	25%	33%	50%	67%	75%	83%	90%	95%	97.5%	99%
Values	9,950					9,970		9,985		9,992					10,000
EKE results	9949.9	9952.5	9955.7	9960.6	9965.8	9971.0	9975.6	9983.4	9990.0	9992.9	9995.6	9997.6	9998.9	9999.5	9999.8

The EKE results are the fitted values.

Table A.17: Elicited and fitted values of the uncertainty distribution of pest infestation by *Lopholeucaspis japonica* per 10,000 bundles of scions and budwoods

Percentile	1%	2.5%	5%	10%	17%	25%	33%	50%	67%	75%	83%	90%	95%	97.5%	99%
Elicited values	0					4		8		15					25
EKE	0.088	0.250	0.550	1.22	2.20	3.53	4.99	8.28	12.2	14.5	17.1	19.7	22.1	23.7	25.0

The EKE results are the *BetaGeneral* (0.8828, 1.6145, 0, 26.7) distribution fitted with @Risk version 7.6.

Based on the numbers of estimated infested bundles of bare-rooted plant material, the pest freedom was calculated (i.e. = 10,000 – number of infested bundles of scions and budwoods per 10,000). The fitted values of the uncertainty distribution of the pest freedom are shown in Table A.18.

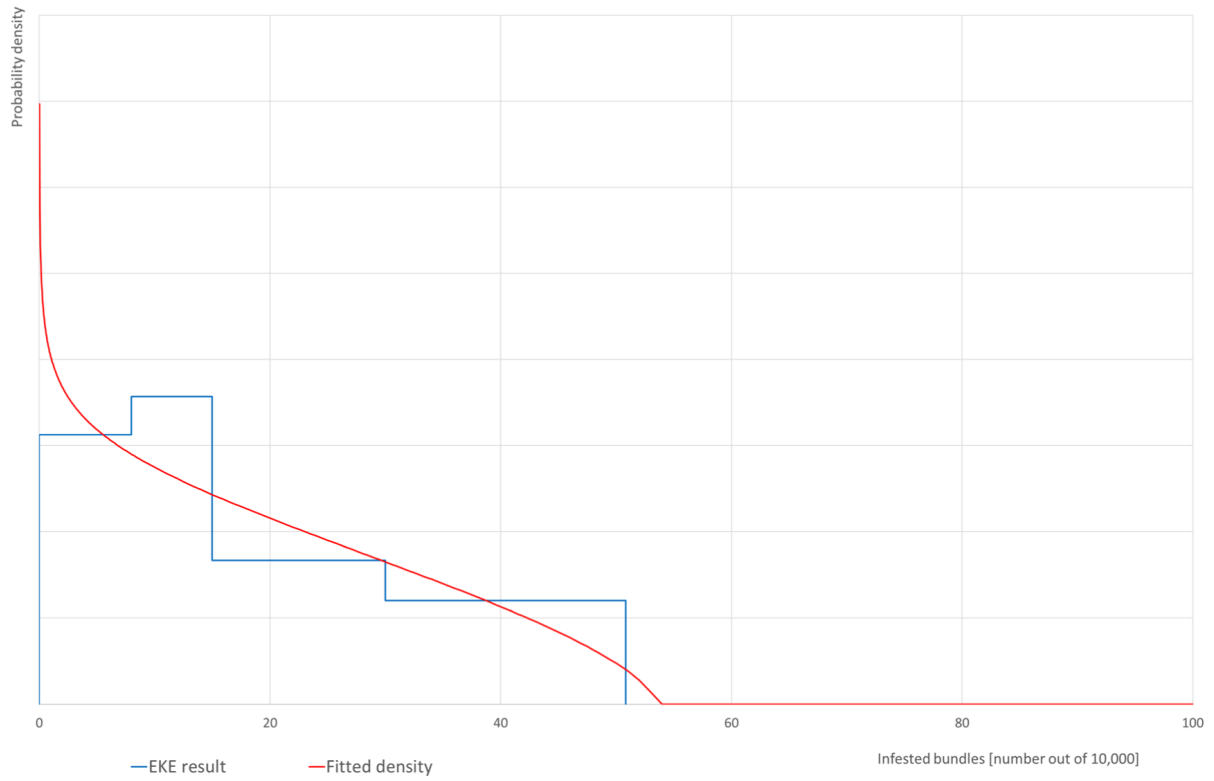
Table A.18: The uncertainty distribution of plants free of *Lopholeucaspis japonica* per 10,000 bundles of scions and budwoods calculated by Table A.17

Percentile	1%	2.5%	5%	10%	17%	25%	33%	50%	67%	75%	83%	90%	95%	97.5%	99%
Values	9,975					9,985		9,992		9,996					10,000
EKE results	9975.0	9976.3	9977.9	9980.3	9982.9	9985.5	9987.8	9991.7	9995.0	9996.5	9997.8	9998.8	9999.5	9999.8	9999.9

The EKE results are the fitted values.

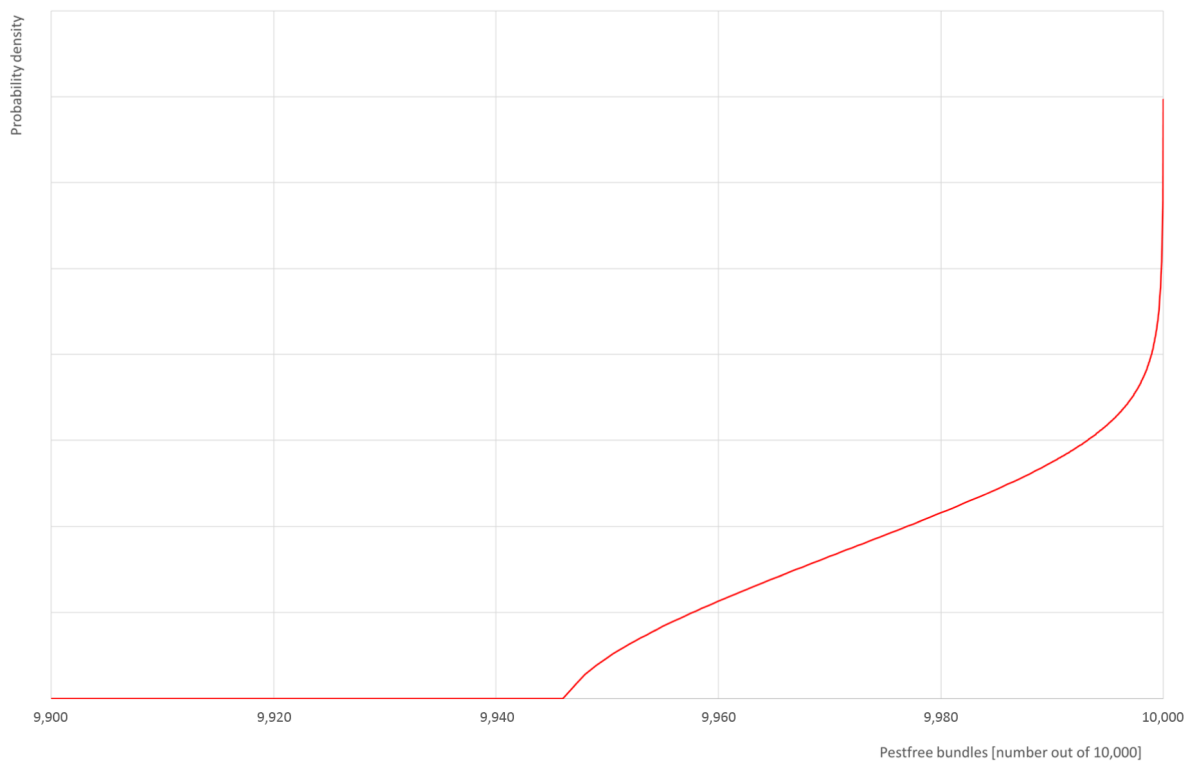
(a)

Lopholeucaspis japonica, rooted plants



(b)

Lopholeucaspis japonica, rooted plants



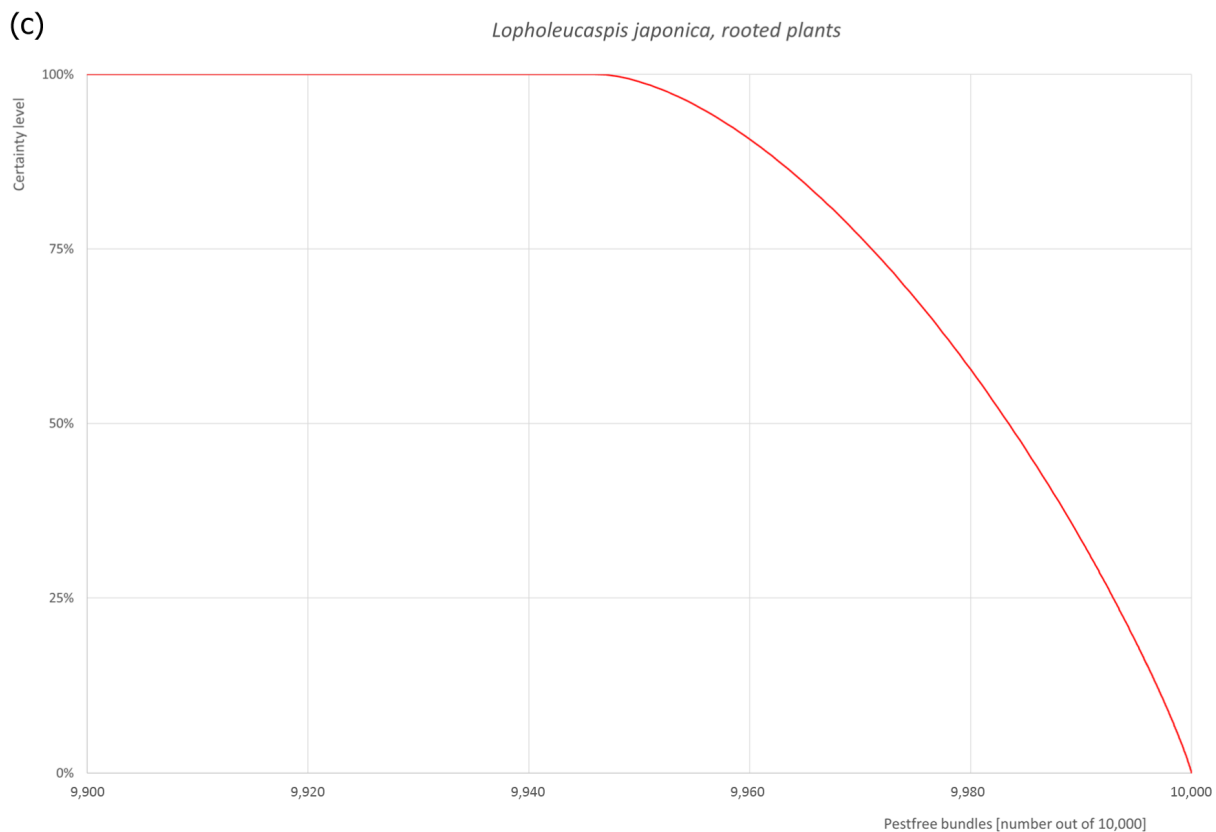


Figure A.8: (a) Elicited uncertainty of pest infestation per 10,000 bundles (histogram in blue—vertical blue line indicates the elicited percentile in the following order: 1%, 25%, 50%, 75%, 99%) and distributional fit (red line); (b) uncertainty of the proportion of pest free bundles per 10,000 (i.e. = 1 – pest infestation proportion expressed as percentage); (c) descending uncertainty distribution function of pest infestation per 10,000 bundles

A.8.6. Reference list

- Addesso KM, Blalock A and O'Neal PA, 2016. Japanese Maple Scale Activity and Management in Field Nursery Production. *Journal of Environmental Horticulture*, 34, 41–46. <https://doi.org/10.24266/0738-2898-34.2.41>
- Bienkowski AO, 1993. Morphology and systematics of the adult male of *Lopholeucaspis japonica* (Cockerell) (Coccinea Diaspididae). *Russian Entomological Journal*, 2, 25–29.
- Biosecurity Australia, 2010. Final import risk analysis report for fresh apple fruit from the People's Republic of China. Biosecurity Australia, Canberra.
- CABI (Centre for Agriculture and Bioscience International), online. *Lopholeucaspis japonica* (Japanese baton shaped scale). Available online: <https://www.cabi.org/cpc/datasheet/31328> [Accessed: 4 February 2021].
- EFSA PLH Panel (EFSA Panel on Plant Health), Jeger M, Bragard C, Caffier D, Candresse T, Chatzivassiliou E, Dehnen-Schmutz K, Gilioli G, Gregoire J-C, Jaques Miret JA, Navajas Navarro M, Niere B, Parnell S, Potting R, Rafoss T, Rossi V, Urek G, Van Bruggen A, Van der Werf W, West J, Winter S, Kertesz V and MacLeod A, 2018. Scientific Opinion on the pest categorisation of *Lopholeucaspis japonica*. *EFSA Journal* 2018;16(7):5353, 23 pp. <https://doi.org/10.2903/j.efsa.2018.5353>
- EPPO (European and Mediterranean Plant Protection Organization), 1997. *Lopholeucaspis japonica*. In: Quarantine pests for Europe: data sheets on quarantine pests for the European Union and for the European and Mediterranean Plant Protection Organization. pp. 384–387. CAB International, Wallingford, UK.
- EPPO (European and Mediterranean Plant Protection Organization), online_a. EPPO A2 List of pests recommended for regulation as quarantine pests, version 2019–09. Available online: https://www.eppo.int/ACTIVITIES/plant_quarantine/A2_list [Accessed: 4 February 2021].
- EPPO (European and Mediterranean Plant Protection Organization), online_b. *Lopholeucaspis japonica* (LOPLJA), Categorization. Available online: <https://gd.eppo.int/taxon/LOPLJA/categorization> [Accessed: 4 February 2021].

- EPPO (European and Mediterranean Plant Protection Organization), online_c. *Lopholeucaspis japonica* (LOPLJA), Distribution. Available online: <https://gd.eppo.int/taxon/LOPLJA/distribution> [Accessed: 4 February 2021].
- EPPO (European and Mediterranean Plant Protection Organization), online_d. *Lopholeucaspis japonica* (LOPLJA), Host plants. Available online: <https://gd.eppo.int/taxon/LOPLJA/hosts> [Accessed: 31 March 2021].
- EUROPHYT, online. European Union Notification System for Plant Health Interceptions – EUROPHYT. Available online: http://ec.europa.eu/food/plant/plant_health_biosecurity/europhyt/index_en.htm [Accessed: 4 February 2021].
- Fulcher A, Hale F and Halcomb M, 2011. Japanese maple scale: An important new insect pest in the nursery and landscape. University of Tennessee, Extension Publications.
- García Morales M, Denno BD, Miller DR, Miller GL, Ben-Dov Y and Hardy NB, online. ScaleNet: A literature-based model of scale insect biology and systematics, *Lopholeucaspis japonica*. Available online: <http://scalenet.info/catalogue/Lopholeucaspis%20japonica/> [Accessed: 4 February 2021].
- Gill S, Shrewsbury P and Davidson J, 2012. Japanese maple scale (*Lopholeucaspis japonica*): a pest of nursery and landscape trees and shrubs. University of Maryland Extension fact sheet.
- Harsur MM, Joshi S and Pal RN, 2018. Pomegranate: a new host for the invasive scale insect *Lopholeucaspis japonica* (Cockerell, 1897) (Hemiptera: Diaspididae) from Gujarat, India. *Oriental Insects*. <https://doi.org/10.1080/00305316.2018.1451783>
- Li L, Wang R and Waterhouse DF, 1997. The distribution and importance of arthropod pests and weeds of agriculture and forestry plantations in southern China. Australian Centre for International Agricultural Research (ACIAR). <https://doi.org/10.22004/ag.econ.117177>
- Magsig-Castillo J, Morse JG, Walker GP, Bi JL, Rugman-Jones PF and Stouthamer R, 2010. Phoretic dispersal of armored scale crawlers (Hemiptera: Diaspididae). *Journal of Economic Entomology*, 103, 1172–1179. <https://doi.org/10.1603/ec10030>
- Miller DR and Davidson JA. 1990. A list of armoured scale pests. In: Rosen D, editor. Armoured scale insects. Vol. 4B. Amsterdam: Elsevier, pp. 299–306.
- Murakami Y, 1970. A review of biology and ecology of *Diaspine* scales in Japan (Homoptera, Coccoidea). *Mushi* 43, 65–114.
- Stimmel JF, 1995. Japanese maple scale, *Lopholeucaspis japonica* (Cockerell). Regulatory horticulture, entomology circular No. 176, Pennsylvania Department of Agriculture, Bureau of Plant Industry, 21, 33–34.
- Suh SJ, 2020. Host plant list of the scale insects (Hemiptera: Coccomorpha) in South Korea. *Insecta Mundi*.
- Tabatadze ES and Yasnosh VA, 2016. Population dynamics and biocontrol of the Japanese scale, *Lopholeucaspis japonica* (Cockerell) in Georgia. *Entomologica*, 33, 429–434.
- TRACES-NT, online. TRAdE Control and Expert System. Available online: <https://webgate.ec.europa.eu/tracesnt> [Accessed: 4 February 2021].

A.9. *Maconellicoccus hirsutus*

Taxonomic information	<p>Current valid scientific name: <i>Maconellicoccus hirsutus</i></p> <p>Synonyms: <i>Maconellicoccus pasaniae</i>, <i>Maconellicoccus perforatus</i>, <i>Paracoccus pasaniae</i>, <i>Phenacoccus glomeratus</i>, <i>Phenacoccus hirsutus</i>, <i>Phenacoccus quaternus</i>, <i>Pseudococcus hibisci</i>, <i>Spilococcus perforatus</i>, <i>Pseudococcus crotonariae</i></p> <p>Name used in the EU legislation: –</p> <p>Order: Hemiptera Family: Pseudococcidae</p> <p>Common name: pink hibiscus mealybug, hibiscus mealybug, hirsutus mealybug, pink mealybug</p> <p>Name used in the Dossier: <i>Maconellicoccus hirsutus</i></p>
Group	Insects
EPPO code	PHENHI
Regulated status	<p><i>Maconellicoccus hirsutus</i> is not regulated in the EU. It is listed in EPPO A2 list (EPPO, online_a).</p> <p>The pest is quarantine in Morocco, Mexico and Israel and is included in the A1 list in South Africa, Argentina, Chile, Russia, Turkey and Ukraine. (EPPO, online_b).</p>
Pest status in Turkey	<p><i>Maconellicoccus hirsutus</i> was collected on citrus plants from Turkey between 2013–2015 (Karacaoğlu et al., 2016). It is listed as 'present' in Turkey with no details in CABI and EPPO (online).</p>

Pest status in the EU	Restricted, present in Cyprus (CABI, online; EPPO, online_d; García Morales et al., online) and Greece (Milonas and Partsinevelos, 2017). According to Fauna Europaea, it is present in the Netherlands; however after consulting the NPPO of the Netherlands, the record was based on an interception. Reported in the Canary Islands (Jaques and Urbaneja, 2016).	
Host status on <i>Malus domestica</i>	<i>Malus domestica</i> is reported as host of <i>Maconellicoccus hirsutus</i> (EPPO, 2021; EFSA 2022).	
PRA information	Pest Risk Assessment currently available: <ul style="list-style-type: none"> – in French: Analyse du Risque Phytosanitaire <i>Maconellicoccus hirsutus</i> (Green) (EPPO, 2000), – a short version in English: Report of a Pest Risk Management: <i>Maconellicoccus hirsutus</i> (EPPO, 2003), – from New Zealand: Generic Pest Risk Assessment: Armoured scale insects (Hemiptera: Coccoidea: Diaspididae) on the fresh produce pathway (Berry, 2014), – 'Pest categorisation of <i>Maconellicoccus hirsutus</i>' (EFSA, 2022). 	
Other relevant information for the assessment		
Biology	<p><i>Maconellicoccus hirsutus</i> originates either from southern Asia or Australia (Culik et al., 2013). <i>M. hirsutus</i> reproduces amphigonically, though some earlier works reported parthenogenetic or a mix of amphigonical and parthenogenetic reproduction in <i>M. hirsutus</i> populations (Chong et al., 2008). It has a high reproductive rate and can produce up to 15 generations per year (EPPO, 2005).</p> <p>Each adult female lays 150–600 eggs in an ovisac over a period of about one week, and these hatch in 6–9 days (Bartlett, 1978; Mani, 1989; Chong et al., 2015). The ovisacs are attached to the plant surface, on twigs, branches, bark, bark crevices, leaves and terminal ends (Berry, 2014). Eggs are orange but turn pink before hatching. Females develop through five life stages: an egg, three nymphal instars and an adult. Males have an additional fourth 'pupal-like' instar. First instars are pink crawlers without waxy coating. Later instars turn grey–pink and start to secrete white wax that covers their bodies (Chong et al., 2015).</p> <p>Depending on temperature, female development from an egg to adulthood takes from 33 (at 30°C) to 66 days (at 20°C) (Chong et al., 2008). Adult females are wingless, oval and flattened in profile. Body is greyish pink and covered with a thin white cotton like wax (Chong et al., 2015). They live for approximately twenty days (Chong et al., 2008).</p> <p>Depending on temperature, male development from an egg to adulthood takes from 27.5 (at 30°C) to 66.7 days (at 20°C) (Chong et al., 2008). The development of a male from an egg to adulthood is 364 DDC (Celsius degree-days). Adult males are gnat-like with a pink or orange body and have a single pair of wings. Males are weak flyers. They live for 1–2 days and are rarely observed in nature (Chong et al., 2015).</p> <p>Eggs and adults overwinter in the soil or on the host plants. In warm climates, the mealybugs stay active and reproduce all year long (Berry, 2014).</p> <p>Small 'crawlers' (0.3 mm long) are readily transported by water, wind or animal agents. Crawlers settle in cracks and crevices, usually on new growth which becomes severely stunted and distorted, in which densely packed colonies develop.</p>	
Symptoms	Main type of symptoms	<p>In its native range as well as in newly invaded areas (Francois, 1996), <i>M. hirsutus</i> has been recorded causing economic damage to many crops. Besides, it has been estimated that if the mealybug were to spread across the southern USA, it could cause losses of 750 million USD per year (Moffit, 1999).</p> <p>The main symptoms caused by <i>M. hirsutus</i> infestation (Ghose, 1970; Mani, 1989; Dufour and Leon, 1997; Sagarra and Peterkin, 1999; Kairo et al., 2000; Alleyne, 2004; Chong et al., 2015, EFSA 2022) are:</p> <ul style="list-style-type: none"> – large quantities of honeydew on the infested plants – black sooty mold development on the leaves and fruits covered by honeydew – leaf curling

	<ul style="list-style-type: none"> – shoots and leaves malformation – fruit malformation – bunched top appearance – premature senescence of flowers and foliage – complete defoliation and death of the plant in case of heavy infestations – infestations of <i>M. hirsutus</i> are often associated with attendant ants <p>As the plant dies back, the mealybugs migrate to healthy tissues, so the colonies migrate from shoot tips to twigs, branches and finally down to the trunk. The mealybugs are in general readily visible, though sometimes hidden in the bark crevices.</p>
	<p>Presence of asymptomatic plants</p> <p>Plant damage might not be obvious in early infestation or during dormancy (due to absence of leaves), but the presence of mealybugs on the plants could be observed for the presence of wax, honeydew and ants.</p>
	<p>Confusion with other pests</p> <p><i>Maconellicoccus hirsutus</i> can be distinguished from other mealybugs by specific morphological features (see for example EPPO, 2006).</p>
Host plant range	<p><i>Maconellicoccus hirsutus</i> is a highly polyphagous pest of ornamental and agricultural crops worldwide (Garcia Morales, online), causing economic damage to many of them.</p> <p><i>Malus domestica</i> is reported as a host (EPPO, online).</p> <p>Over 330 plant species belonging to 73 families and more than 200 genera are reported as hosts for <i>M. hirsutus</i> (Chong et al., 2015). According to EPPO (online_e), the major hosts are ladies' fingers (<i>Abelmoschus esculentus</i>), Mexican cotton (<i>Gossypium hirsutum</i>), tropical hibiscus (<i>Hibiscus rosa-sinensis</i>) and roselle (<i>Hibiscus sabdariffa</i>).</p> <p>Among other reported hosts there are pineapple (<i>Ananas comosus</i>), flamingo-lily (<i>Anthurium andraeanum</i>), peanut (<i>Arachis hypogaea</i>), carambola (<i>Averrhoa carambola</i>), beet (<i>Beta vulgaris</i>), ramie (<i>Boehmeria nivea</i>), pigeon pea (<i>Cajanus cajan</i>), chilli (<i>Capsicum annuum</i>), chilli (<i>Capsicum frutescens</i>), citrus (<i>Citrus</i> spp.), hawthorn (<i>Crataegus</i> spp.), cosmos (<i>Cosmos</i> spp.), cucumber (<i>Cucumis sativus</i>), squash (<i>Cucurbita maxima</i>), pumpkin (<i>Cucurbita pepo</i>), fig (<i>Ficus</i> spp.), soybean (<i>Glycine max</i>), heliconia (<i>Heliconia</i> spp.), kenaf (<i>Hibiscus cannabinus</i>), ice-cream-bean (<i>Inga edulis</i>), ixora (<i>Ixora</i> spp.), Barbados nut (<i>Jatropha curcas</i>), lettuce (<i>Lactuca sativa</i>), European crab apple (<i>Malus sylvestris</i>), mango (<i>Mangifera indica</i>), mulberry (<i>Morus</i> spp.), white mulberry (<i>Morus alba</i>), banana (<i>Musa</i> spp.), avocado (<i>Persea americana</i>), common bean (<i>Phaseolus vulgaris</i>), apricot (<i>Prunus armeniaca</i>), European plum (<i>Prunus domestica</i>), peach (<i>Prunus persica</i>), pear (<i>Pyrus communis</i>), guava (<i>Psidium guajava</i>), oak (<i>Quercus</i> spp.), rose (<i>Rosa</i> spp.), willow (<i>Salix</i> spp.), American black nightshade (<i>Solanum americanum</i>), tomato (<i>Solanum lycopersicum</i>), yellow mombin (<i>Spondias mombin</i>), Brazil plum (<i>Spondias tuberosa</i>), cacao tree (<i>Theobroma cacao</i>) and grape vine (<i>Vitis vinifera</i>) (Chong et al., 2015; EPPO, online_e).</p> <p>Presumably, many ornamental woody plants are also affected, but populations and damage may be limited by natural enemies.</p> <p>The main economic impact is reported on avocado (<i>Persea americana</i>), citrus (<i>Citrus</i> spp.), cotton (<i>Gossypium hirsutum</i>), peanut (<i>Arachis hypogaea</i>), soybean (<i>Glycine max</i>), vegetable crops and ornamental plants (Chong et al., 2015).</p>
Pathways	<p>Possible pathways of entry for <i>Maconellicoccus hirsutus</i> are plants for planting, cut flowers, fruits, plant materials of any kind (hiding in a protected site – on the bark, roots, stems, leaves, soil), human transportation, irrigation water, animals and ants (EPPO, 2003, Mani and Shivaraju, 2016, Berry, 2014). Aerial dispersal of crawlers by wind has been observed (Chong et al., 2015).</p>
Surveillance information	<p>No surveillance information for this pest is currently available. There is no information on whether the pest has ever been found in the nurseries or their surrounding environment.</p>

A.9.1. Possibility of pest presence in the nursery

A.9.1.1. Possibility of entry from the surrounding environment

Maconellicoccus hirsutus is present in Turkey (CABI, online; EPPO, online_c;), although with limited distribution. Possible pathways of entry into the nursery can be by movement of infested plants, wind, human and animal dispersal, irrigation water and possibly soil. The males can fly, but only to limited distances (Chong et al., 2015).

Uncertainties:

- *M. hirsutus* distribution in Turkey as well as population density in the nursery areas is not known;
- no information is provided about distance and botanical composition of surrounding environment.

Taking into consideration the above evidence and uncertainties, the Panel considers that it is possible for the pest to enter the nursery from the surrounding area. The pest can be present in the surrounding areas and the transferring rate could be enhanced by wind, animals and human movement.

A.9.1.2. Possibility of entry with new plants/seeds

The pest can be transported on host plants, particularly plants for planting and cut branches. The presence of the pest can be easily detected by visual inspection, mainly for the presence of honeydew, wax and ants; however, initial infestations (crawlers) can be overlooked by non-trained personnel.

Uncertainties:

- Uncertain if certified material is screened for this pest.

Taking into consideration the above evidence and uncertainties, the Panel considers it possible that the pest could enter the nursery, especially at initial infestation stages.

A.9.1.3. Possibility of spread within the nursery

Possible pathways of spreading within the nursery can be by movement of infested plants, wind, human and animal dispersal, irrigation water and possibly soil. The males can fly, but only to limited distances (Chong et al., 2015).

Uncertainties:

- There is uncertainty on whether plants are transplanted within the nurseries thereby moving soil.

Taking into consideration the above evidence and uncertainties, the Panel considers that the transfer of the pest within the nursery is possible. Spread within the nursery could be enhanced by movement of infested plants, by wind, soil, human and animal dispersal.

A.9.2. Information from interceptions

In the EUROPHYT database there are no records of notification of *M. domestica* plants for planting from Turkey due to presence of *Maconellicoccus hirsutus* between the years 1995 and 2019 (EUROPHYT, online).

A.9.3. Evaluation of the risk mitigation options

In the table below, all risk mitigation measures currently applied in Turkey are listed and an indication of their effectiveness on *Maconellicoccus hirsutus* is provided. The description of the risk mitigation measures currently applied in Turkey is provided in Table 6.

No.	Risk mitigation measure (name)	Description	Effective	Evaluation/Uncertainties
1	Certified material	<p>The Ministerial experts and inspectors carry out the phytosanitary control on mother plants in spring, summer and autumn for harmful organisms, and the amount of propagation materials (grafted plants, budwoods, rootstocks, scions) that can be obtained from mother plants is determined. For the saplings, the phytosanitary control is also carried out at the same time, regarding harmful organisms specified in quarantine and plant passports, and certification regulations. If free from the harmful organisms, the Ministry issues certificates and labels for the propagation material to be taken from plants in the mother blocks.</p> <p>Certified seed or certified seedling is grafted with certified budwood in a certified nursery.</p> <p>Certificate and combined certification-passport labels are issued by the Ministerial Organization and sent to the producer for the saplings that meet the requirements in the Regulations.</p>	Yes	<p>Potential <i>M. hirsutus</i> infestations could be easily detected, though egg masses might be overlooked by non-trained personnel.</p> <p><u>Uncertainties:</u> The details of the certification process are not given (e.g. number of plants, intensity of surveys and inspections, etc.). Specific figures on the intensity of survey (sampling effort) are not provided.</p>
2	Phytosanitary certificates and plant passport	<p>Export nurseries must obtain special certification from Turkish Authorities before they begin producing plants for planting. Nurseries must notify technical staff members responsible for production to obtain this certificate, which is then used for registration in the plant passport system. The phytosanitary inspections are done macroscopically. However, if there are signs of disease in the plants or in the immediate vicinity, the inspections are carried out by laboratory analysis. During the production period, official inspection is carried out. After the official approval that the sapling is free from the quarantine factor and true to type, its certificate-passport label is issued by the Ministry.</p> <p>The Phytosanitary Certificates/Re-Export Phytosanitary Certificates are issued in exportation of plants and plant products with respect to plant health. In issuing such certificates, the phytosanitary requirements of the importer country are taken into account, in compliance with the ISPM No: 7 and ISPM No: 12 rules.</p>	Yes	<p>The procedures applied could be effective in detecting <i>M. hirsutus</i> infestations though egg masses might be overlooked by non-trained personnel.</p> <p><u>Uncertainties:</u> Specific figures on the intensity of survey (sampling effort) are not provided.</p>
3	Cleaning and disinfection of facilities, tools and machinery	Tools are disinfected with chemical compounds containing 10% chlorine prior to using in sapling and mother plants	No	
4	Roguing and pruning	Removal of infested branches	Yes	Pruning can remove <i>M. hirsutus</i> infestations.

No.	Risk mitigation measure (name)	Description	Effective	Evaluation/Uncertainties
5	Biological and mechanical control	Biological control with different natural enemies (predators and parasitoids) can reduce the pest populations. Nogall (biological control agent) is applied to protect against crown gall.	Yes	Natural enemies can be present in the environment. <u>Uncertainties:</u> No details are provided on abundance and efficacy of the natural enemies.
6	Pesticide application	The saplings are sprayed against aphids, thrips, whiteflies, red spider pests, black spot, powdery mildew, root rot diseases and, depending on the situation, to fight or protect against weeds. Before loading the plants on the trucks for transport, the roots of seedlings are sprayed with fungicide (Thiram).	Yes	Some of the pesticides listed in the dossier might be effective against the moth. <u>Uncertainties:</u> No details are given on which pesticides are applied from those listed in the Dossier, on the pesticide application schedule and on the application methods.
7	Surveillance and monitoring	Necessary precautions are taken to ensure that there are no plants other than certified saplings in the production plot and application areas. Plants closer than 15 m from the plot are not usually available. Plants around the production areas are also annually inspected by the Ministry expert in terms of quarantine organisms. In the event that these plants are contaminated with harmful organisms subject to quarantine, these plants and saplings in this area are destroyed.	Yes	It can be effective. <u>Uncertainties:</u> Specific figures on the intensity of survey (sampling effort) are not provided.
8	Sampling and laboratory testing	For the identification of viruses, bacteria, fungi and nematodes in the seedlings to be exported, min. 5 max. 25 seedlings are randomly taken from the plantation in the nursery garden and sealed by the inspector and sent to the laboratory for analysis. Soil samples are taken for laboratory analysis in terms of quarantine organisms, particularly to check if it is free from nematodes. If it is found that the growing medium is free from nematodes, the production of saplings is started.	Yes	It can be effective; however, the intensity of survey is not known.
9	Root Washing	Roots are washed in the washing areas, near the warehouses.	No	
10	Refrigeration	The temperature of the storage tanks is between 2°C and 4°C and the humidity is 85–95%. Transportation is made with refrigerated trucks with the same conditions.	Yes	Low temperatures can slow down its development but not kill the insect.
11	Pre-consignment inspection	Prior to export, planting material for which a Phytosanitary Certificate is to be issued shall be subjected to phytosanitary inspection. Only certified plants for planting may be exported. Phytosanitary inspectors are responsible for export controls, sampling and issuing certificates.	Yes	The procedures applied could be effective in detecting <i>M. hirsutus</i> infestation. <u>Uncertainties:</u> Specific figures on the intensity of survey (sampling effort) are not provided.

A.9.4. Overall likelihood of pest freedom

A.9.4.1. Reasoning for a scenario which would lead to a reasonably low number of infested consignments

- *Malus* is considered a secondary host.
- Certified nurseries are located mainly in the part of the country where *M. hirsutus* is not reported.
- Pesticide applications targeting other pests are effective in controlling *M. hirsutus*.
- Regular inspections by phytosanitary authorities are effective and further help to reduce infestation by this pest.

A.9.4.2. Reasoning for a scenario which would lead to a reasonably high number of infested consignments

- *Malus* is an important host.
- Certified nurseries are located mainly in the part of the country, where *M. hirsutus* is widely distributed.
- Pesticide applications targeting other pests are not effective in controlling *M. hirsutus*.
- Visual inspections of *Malus domestica* plants are not effective in detecting eggs, nymphs and early infestations of the mealybug.

A.9.4.3. Reasoning for a central scenario equally likely to over- or underestimate the number of infested consignments (Median)

Due to the absence of information about pest presence and pressure in the nursery area, the panel considers lower values for being as likely as higher values.

A.9.4.4. Reasoning for the precision of the judgement describing the remaining uncertainties (1st and 3rd quartile/interquartile range)

Main uncertainties:

- Data on efficacy of inspections are not available.
- Details on insecticide applications are not known.
- Data on pest pressure in the nursery areas are not available.

A.9.5. Elicitation outcomes of the assessment of the pest freedom for *Maconellicoccus hirsutus*

The following Tables show the elicited and fitted values for pest infestation/infection (Table A.19) and pest freedom (Table A.20).

Table A.19: Elicited and fitted values of the uncertainty distribution of pest infestation by *Maconellicoccus hirsutus* per 10,000 bundles

Percentile	1%	2.5%	5%	10%	17%	25%	33%	50%	67%	75%	83%	90%	95%	97.5%	99%
Elicited values	0					35		65		100					150
EKE	0.463	0.989	1.76	3.15	4.88	6.94	8.97	13.1	17.5	19.9	22.6	25.1	27.4	28.9	30.0

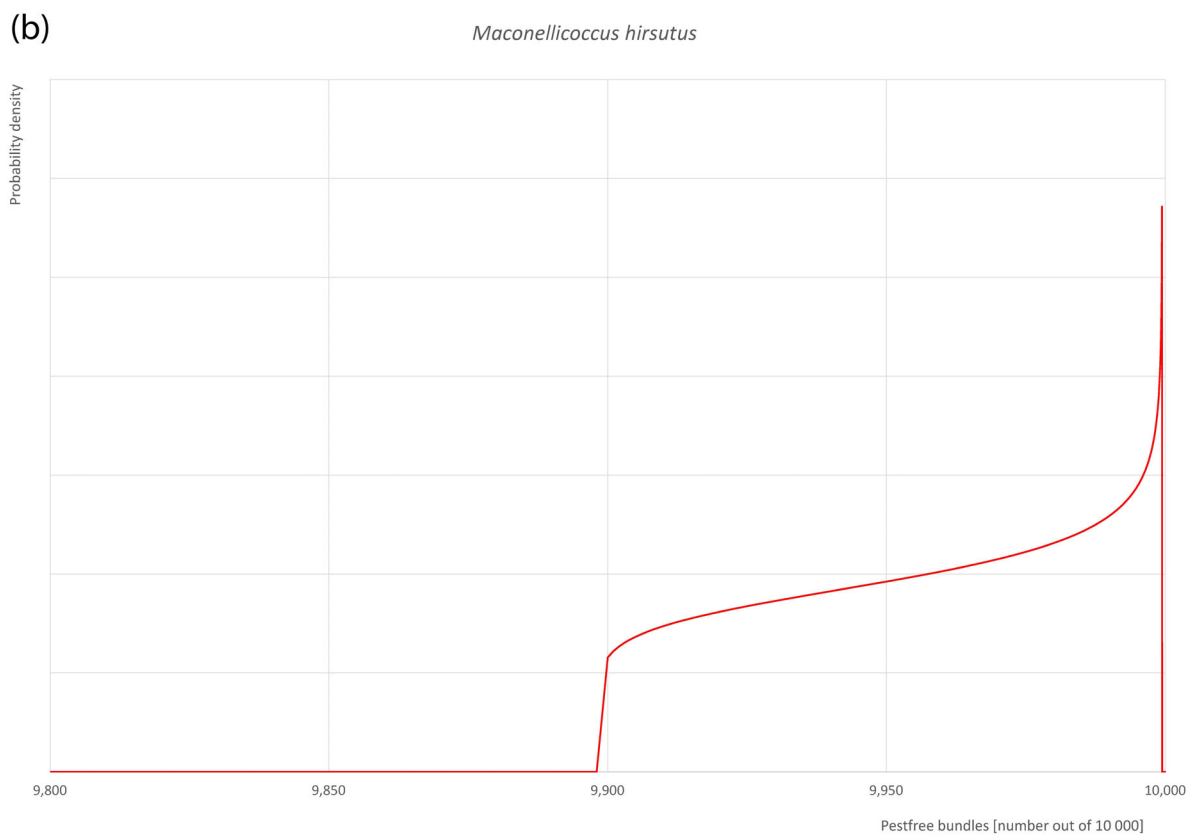
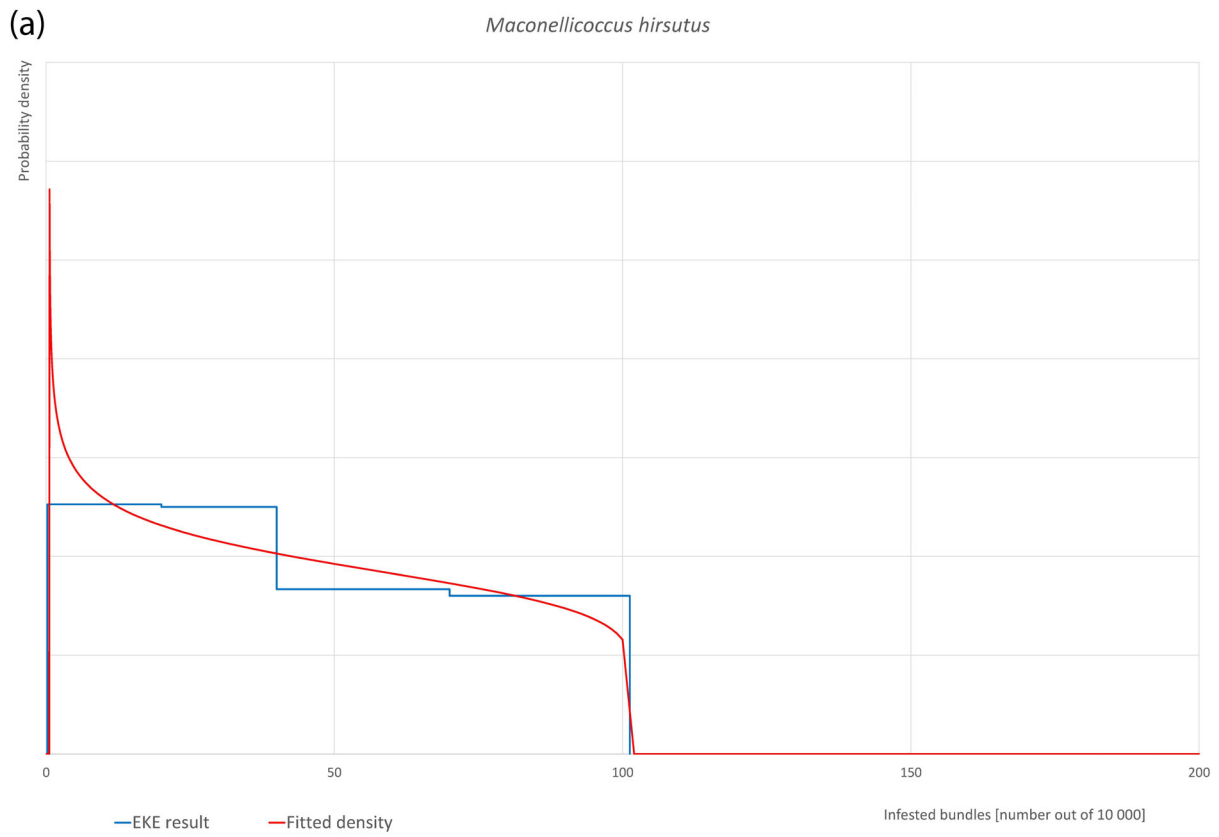
The EKE results are *BetaGeneral* (0.86444, 1.127, 0.57,102) distribution fitted with @Risk version 7.6.

Based on the numbers of estimated infested plants the pest freedom was calculated (i.e. = 10,000 – the number of infested plants per 10,000). The fitted values of the uncertainty distribution of the pest freedom are shown in Table A.20.

Table A.20: The uncertainty distribution of plants free of *Maconellicoccus hirsutus* per 10,000 bundles calculated by Table A.19

Percentile	1%	2.5%	5%	10%	17%	25%	33%	50%	67%	75%	83%	90%	95%	97.5%	99%
Values	9,850					9,900		9,935		9,965					10,000
EKE results	9,970	9,971	9,973	9,975	9,977	9,980	9,982	9,987	9,991	9,993	9,995	9,997	9,998	9999.0	9999.5

The EKE results are the fitted values.



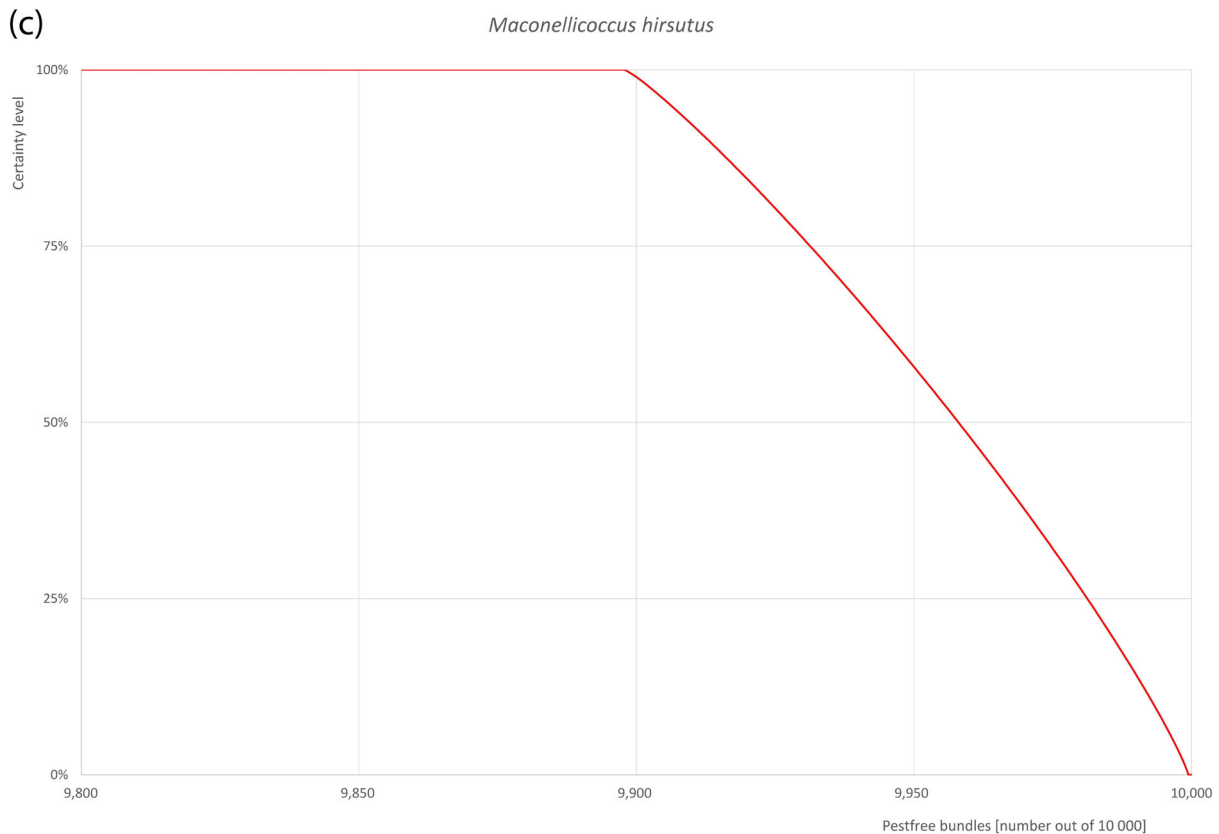


Figure A.9: (a) Elicited uncertainty of pest infestation per 10,000 plants (histogram in blue– vertical blue line indicates the elicited percentile in the following order: 1%, 25%, 50%, 75%, 99%) and distributional fit (red line); (b) uncertainty of the proportion of pest free plants per 10,000 (i.e. = 1 – pest infestation proportion expressed as percentage); (c) descending uncertainty distribution function of pest infestation per 10,000 bundles

A.9.6. Reference list

- Berry JA, 2014. Generic Pest Risk Assessment: armoured scale insects (Hemiptera: Coccoidea: Diaspididae) on the fresh produce pathway. Ministry for Primary Industries, Wellington.
- CABI (Centre for Agriculture and Bioscience International), online. Datasheet *Maconellicoccus hirsutus* (pink hibiscus mealybug). Available online: <https://www.cabi.org/cpc/datasheet/40171> [Accessed: 14 July 2022].
- Chong JH, Roda AL and Mannion CM, 2008. Life history of the mealybug, *Maconellicoccus hirsutus* (Hemiptera: Pseudococcidae), at constant temperatures. *Environmental entomology*, 37, 323–332.
- Chong JH, Aristizábal LF and Arthurs SP, 2015. Biology and management of *Maconellicoccus hirsutus* (Hemiptera: Pseudococcidae) on ornamental plants. *Journal of Integrated Pest Management*, 6, 5. <https://doi.org/10.1093/jipm/pmv004>
- Culik MP, Fornazier MJ, dos Santos Martins D, Zanuncio JS, Ventura JA, Peronti ALB and Zanuncio JC, 2013. The invasive mealybug *Maconellicoccus hirsutus*: lessons for its current range expansion in South America and invasive pest management in general. *Journal of pest science*, 86, 387–398.
- EPPO (European and Mediterranean Plant Protection Organization), online_a. EPPO A2 List of pests recommended for regulation as quarantine pests, version 2019–09. Available online: https://www.eppo.int/ACTIVITIES/plant_quarantine/A2_list [Accessed: 14 July 2022].
- EPPO (European and Mediterranean Plant Protection Organization), online_b. *Maconellicoccus hirsutus* (PHENHI), Categorization. Available online: <https://gd.eppo.int/taxon/PHENHI/categorization> [Accessed: 14 July 2022].
- EPPO (European and Mediterranean Plant Protection Organization), online_c. *Maconellicoccus hirsutus* (PHENHI), Distribution details in Israel. Available online: <https://gd.eppo.int/taxon/PHENHI/distribution/IL> [Accessed: 14 July 2022].
- EPPO (European and Mediterranean Plant Protection Organization), online_d. *Maconellicoccus hirsutus* (PHENHI), Distribution. Available online: <https://gd.eppo.int/taxon/PHENHI/distribution> [Accessed: 14 July 2022].
- EPPO (European and Mediterranean Plant Protection Organization), online_e. *Maconellicoccus hirsutus* (PHENHI), Hosts. Available online: <https://gd.eppo.int/taxon/PHENHI/hosts> [Accessed: 14 July 2022].

- EPPO (European and Mediterranean Plant Protection Organization), 2000. Analyse du Risque Phytosanitaire *Maconellicoccus hirsutus* (Green). European and Mediterranean Plant Protection Organization, Bulletin. Available online: <https://pra.eppo.int/pr/56a01431-a11b-43a6-abb3-76e4f6a6f33d>
- EPPO (European and Mediterranean Plant Protection Organization), 2003. Report of a Pest Risk Management: *Maconellicoccus hirsutus*. European and Mediterranean Plant Protection Organization, Bulletin. Available online: <https://pra.eppo.int/pr/56a01431-a11b-43a6-abb3-76e4f6a6f33d>
- EPPO (European and Mediterranean Plant Protection Organization), 2005. Data sheets on quarantine pests *Maconellicoccus hirsutus*. European and Mediterranean Plant Protection Organization, Bulletin. 35:413–415.
- EPPO (European and Mediterranean Plant Protection Organization), 2006. Diagnostics *Maconellicoccus hirsutus*. European and Mediterranean Plant Protection Organization, Bulletin, 36,167–169.
- EUROPHYT, online. European Union Notification System for Plant Health Interceptions - EUROPHYT Available online: http://ec.europa.eu/food/plant/plant_health_biosecurity/europhyt/index_en.htm [Accessed: 8 August 2022].
- Francois B, 1996. Measuring the impact of mealybug infestation. In Proceedings of the First Symposium on the Hibiscus Mealybug in the Caribbean, pp. 24–27.
- García Morales M, Denno BD, Miller DR, Miller GL, Ben-Dov Y and Hardy NB, online. ScaleNet: A literature-based model of scale insect biology and systematics, *Maconellicoccus hirsutus*. Available online: <http://scalenet.info/catalogue/Phenacoccus%20solenopsis/> [Accessed: 14 July 2022].
- Mani M and Shivaraju C, 2016. Mealybugs and their management in agricultural and horticultural crops. Berlin, Germany, Springer.
- Milonas PG and Partsinevelos GK, 2017. The pink hibiscus mealybug *Maconellicoccus hirsutus* (green) (Hemiptera: Pseudococcidae) in Greece. Hellenic Plant Protection Journal, 10, 80–83.
- Moffit LJ, 1999. Economic risk to United States agriculture of Pink hibiscus, European and Mediterranean Plant Protection Organization, 2005.
- Spodek M, Watson GW and Mendel Z, 2016. The pink hibiscus mealybug, *Maconellicoccus hirsutus* (Green) (Hemiptera: Coccomorpha: Pseudococcidae), a new threat to Israel's agriculture and horticulture. Bulletin OEPP/EPPO Bulletin 46, 311–312.
- Karacaoğlu M, Kaydan MB, Satar S, 2016. Detected mealybug species from Citrus plantations in Aegean and Mediterranean Regions. In: Abstract. Turkey 6th Plant Protection Congress with International Participation, at Konya, Turkey, September 2016, https://www.researchgate.net/publication/308722044_Detected_Mealybug_Species_From_Citrus_Plantations_in_Aegean_and_Mediterranean_Regions
- Chang LWH, Miller CE (1996) Pathway Risk Assessment: Pink mealybug from the Caribbean. Animal and Plant Health Inspection Service, U.S. Dept. of Agriculture 61 pp.
- EFSA Panel on Plant Health (PLH), et al., 2022. Pest categorisation of *Maconellicoccus hirsutus*. EFSA Journal 2022;20(1):7024. <https://doi.org/10.2903/j.efsa.2022.7024>

A.10. *Malacosoma parallela*

A.10.1. Organism information

Taxonomic information	Current valid scientific name: <i>Malacosoma parallela</i> Staudinger Synonyms: <i>Bombyx neustria</i> var. <i>parallela</i> Staudinger, 1887 (Zolotuhin and Zahiri, 2008) Name used in the EU legislation: – Order: Lepidoptera Family: Lasiocampidae Common name: mountain ring silk moth Name used in the Dossier: <i>Malacosoma parallela</i>
Group	Insects
EPPO code	MALAPA
Regulated status	The pest is included in the EPPO A2 list (EPPO, online).
Pest status in Turkey	<i>Malacosoma parallela</i> is present in Turkey, with no further details on its distribution (EPPO, online; CABI).
Pest status in the EU	<i>Malacosoma parallela</i> is absent in the EU.

Host status on <i>Malus domestica</i>	<i>M. domestica</i> is reported as a host of <i>Malacosoma parallela</i> (EPPO, online).	
PRA information	EPPO Pest Risk Assessments available (EPPO online): <ul style="list-style-type: none"> – Pest Risk Management report – Report of a Pest Risk Assessment – Pest Risk Assessment Scheme 	
Other relevant information for the assessment		
Biology	<p>The main outbreaks of <i>M. parallela</i> occur in mountain forests at an altitude of 1,000–1800 m where the pest finds optimal conditions for its development. It can occur up to 2,400 m. Flight peaks of <i>M. parallela</i> usually occur between June and July, depending on altitude. The moth completes one generation per year. Adults have a crepuscular behaviour. Copulation occurs 2–3 h after emergence of the adults. Eggs are laid in groups; egg masses usually contain from 100 to 400 eggs covered by a thick layer of special female secretion (spumaline), which is shining whitish grey and silvery when fresh and then turns dark. Egg masses are laid around thin branches of host plants. The layer of secretion protects eggs against unfavourable conditions during overwintering. One female usually makes one egg mass, but sometimes two or three. Neonate caterpillars appear from the end of March at the same time as young leaves of host plants. They usually all hatch during 1–2 days and begin to make a web nest on branches. They feed on young leaves around the nest. The nest is usually constructed by the group of individuals hatched from one egg mass. It can be up to 25 cm long and 17 cm wide. When caterpillars reach 3rd or 4th instar, the group usually leaves the first nest and constructs new ones (2 or 3) in places where there is more food. Caterpillars moult inside nests and feed on leaves around the nest. They leave the nests at the 5th or 6th instar and then continue to live individually. The length of their development time depends much on the altitude and host plant. Caterpillars moult five times before making cocoons on leaves and in other different places at the end of May and in June (Grechkin, 1956; Degtyareva, 1964; Sarkissyan, 1972; Romanenko, 1981; Maslov, 1988).</p>	
Symptoms	Main type of symptoms	Defoliation of host plants is usually very spectacular. The presence of egg masses, nests and individual caterpillars is easily detected. Moths are attracted by sources of light
	Presence of asymptomatic plants	No information
	Confusion with other pests	Egg masses encircle thin branches of host plants similar to the egg masses of the closely related European species <i>Malacosoma neustria</i> .
Host plant range	<p><i>M. parallela</i> is extremely polyphagous and causes most damage in its native range to <i>Quercus</i> spp., <i>Prunus</i> spp. and <i>Malus</i> spp. Significant damage also occurs on various other woody species, including many native species of Central Asia: <i>Berberis integerrima</i>, <i>Chaenomeles japonica</i>, <i>Cotoneaster insignis</i>, <i>Cotoneaster suavis</i>, <i>Crataegus hissarica</i>, <i>Crataegus pontica</i>, <i>Crataegus turkestanica</i>, <i>Cydonia oblonga</i>, <i>Prunus armeniaca</i>, <i>Prunus avium</i>, <i>Prunus cerasus</i>, <i>Prunus divaricata</i>, <i>Prunus mahaleb</i>, <i>Prunus padus</i>, <i>Prunus persica</i>, <i>Pyrus communis</i>, <i>Rosa canina</i>, <i>Rosa corymbifera</i>, <i>Rosa kokanica</i>, <i>Rosa maracandica</i>, <i>Salix excelsa</i>, <i>Salix tenuijulis</i>, <i>Sorbus persica</i>, <i>Sorbus turkestanica</i>. Other native and planted deciduous trees and shrubs are damaged occasionally: <i>Atraphaxis pyrifolia</i>, <i>Elaeagnus angustifolia</i>, <i>Fraxinus sogdiana</i>, <i>Hippophae rhamnoides</i>, <i>Juglans regia</i>, <i>Lonicera korolkowii</i>, <i>Lonicera nummulariifolia</i>, <i>Myricaria bracteata</i>, <i>Populus alba</i>, <i>Populus tremula</i>, <i>Ribes nigrum</i>, <i>Ribes rubrum</i>, <i>Rubus idaeus</i>, <i>Rubus turkestanicus</i> and <i>Ulmus minor</i> (Pavlovskii & Shtakelberg, 1955; Grechkin, 1956; Degtyareva, 1964; Sarkissyan, 1972; Romanenko, 1981; Maslov, 1988).</p>	
Reported evidence of impact	<p><i>M. parallela</i> is an important defoliator of many deciduous trees in different countries of the former USSR. Outbreaks often last for two consecutive years. It was especially noted as a very dangerous pest of oak in the mountains of Armenia (Sarkissyan, 1972) and of forests, fruit trees and shrubs of <i>Rosaceae</i>, <i>Fagaceae</i> and <i>Elaeagnaceae</i> in the mountains of Tajikistan (Grechkin, 1956; Degtyareva, 1964). It attacks both stressed and healthy trees of different ages. Outbreaks occur throughout large mountain areas, often resulting in 100% defoliation and sometimes leading to the death of trees and forests. Damage may be caused by this species alone, or in association with <i>Yponomeuta padellus</i>, <i>Euproctis kargalica</i>, <i>Erschoviella musculana</i>, <i>Lymantria dispar</i> or other defoliators. Attacks may result in serious changes in the environment over large areas, including problems of erosion.</p>	

Pathways and evidence that the commodity is a pathway	<i>M. parallela</i> can spread by flights of adult moths. All stages of the life cycle can be transported on host plants moving in trade, particularly plants for planting and cut branches. Eggs, larvae and pupae (cocoons) may be associated with wood carrying bark and may be present as contaminants on other commodities.
Surveillance information	No surveillance information is currently available from the Turkey NPPO.

A.10.2. Possibility of pest presence in the nursery

A.10.2.1. Possibility of entry from the surrounding environment

If present in the surroundings, the pest can enter the nursery as Turkey is producing *M. domestica* plants for planting outdoors. The pest could enter the nursery mainly by active dispersal (flight). Being highly polyphagous, the pest could be associated with many host plants occurring in the surroundings.

Uncertainties:

- No data available on the distribution of the pest or population densities in the areas of production in Turkey.

Taking into consideration the above evidence and uncertainties, the Panel considers that it is possible for the pest to enter the nursery.

A.10.2.2. Possibility of entry with new plants/seeds

The pest (larvae, pupae and mainly eggs) can be transported on host plants, particularly plants for planting and cut branches. The presence of the pest can be easily detected by visual inspection, however, eggs masses can be overlooked by non-trained personnel.

Uncertainties:

- Uncertain if certified material is screened for this pest

Taking into consideration the above evidence and uncertainties, the Panel considers it possible that the pest could enter the nursery, though unlikely because all stages can be detected by visual inspection.

A.10.2.3. Possibility of spread within the nursery

If the pest enters the nursery from the surroundings, it could spread either by adult flight, larval movement or infested plant material. Active dispersal of larvae is possible especially if plants are touching with each other (as in stool beds). Given that the pest is polyphagous, the pest could be associated with other host plants produced in the nursery (e.g. *Prunus* spp.).

Taking into consideration the above evidence, the Panel considers that the transfer of the pest within the nursery is possible.

A.10.3. Information from interceptions

There are no records of interceptions of *M. domestica* plants for planting from Turkey due to the presence of *M. parallela* between 1994 and March 2022 (EUROPHYT and TRACES-NT, online).

A.10.4. Evaluation of the risk mitigation options

In the table below, all risk mitigation measures currently applied in Turkey are listed and an indication of their effectiveness on *M. parallela* is provided. The description of the risk mitigation measures currently applied in Turkey is provided in Table 6.

No.	Risk mitigation measure (name)	Description	Effective	Evaluation/Uncertainties
1	Certified material	<p>The Ministerial experts and inspectors carry out the phytosanitary control on mother plants in spring, summer and autumn for harmful organisms, and the amount of propagation materials (grafted plants, budwoods, rootstocks, scions) that can be obtained from mother plants is determined. For the saplings, the phytosanitary control is also carried out at the same time, regarding harmful organisms specified in quarantine and plant passports, and certification regulations. If free from the harmful organisms, the Ministry issues certificates and labels for the propagation material to be taken from plants in the mother blocks. Certified seed or certified seedling is grafted with certified budwood in a certified nursery. Certificate and combined certification-passport labels are issued by the Ministerial Organization and sent to the producer for the saplings that meet the requirements in the Regulations.</p>	Yes	<p>Potential <i>M. parallela</i> infestations could be easily detected, though egg masses might be overlooked by non-trained personnel.</p> <p><u>Uncertainties:</u> The details of the certification process are not given (e.g. number of plants, intensity of surveys and inspections, etc.). Specific figures on the intensity of survey (sampling effort) are not provided.</p>
2	Phytosanitary certificates and plant passport	<p>Export nurseries must obtain special certification from Turkish Authorities before they begin producing plants for planting. Nurseries must notify technical staff members responsible for production to obtain this certificate, which is then used for registration in the plant passport system. The phytosanitary inspections are done macroscopically. However, if there are signs of disease in the plants or in the immediate vicinity, the inspections are carried out by laboratory analysis. During the production period, official inspection is carried out. After the official approval that the sapling is free from the quarantine factor and true to type, its certificate-passport label is issued by the Ministry.</p> <p>The Phytosanitary Certificates/Re-Export Phytosanitary Certificates are issued in exportation of plants and plant products with respect to plant health. In issuing such certificates, the phytosanitary requirements of the importer country are taken into account, in compliance with the ISPM No: 7 and ISPM No: 12 rules.</p>	Yes	<p>The procedures applied could be effective in detecting <i>M. parallela</i> infestations though egg masses might be overlooked by non-trained personnel.</p> <p><u>Uncertainties:</u> Specific figures on the intensity of survey (sampling effort) are not provided.</p>
3	Cleaning and disinfection of facilities, tools and machinery	Tools are disinfected with chemical compounds containing 10% chlorine prior to using in sapling and mother plants	No	
4	Roguing and pruning	Removal of infested branches	Yes	Pruning can remove <i>M. parallela</i> egg masses and nests.

No.	Risk mitigation measure (name)	Description	Effective	Evaluation/Uncertainties
5	Biological and mechanical control	Biological control with different natural enemies (predators and parasitoids) can reduce the pest populations. Nogall (biological control agent) is applied to protect against crown gall.	Yes	Natural enemies can be present in the environment. <u>Uncertainties:</u> No details are provided on abundance and efficacy of the natural enemies.
6	Pesticide application	The saplings are sprayed against aphids, thrips, whiteflies, red spider pests, black spot, powdery mildew, root rot diseases and, depending on the situation, to fight or protect against weeds. Before loading the plants on the trucks for transport, the roots of seedlings are sprayed with fungicide (Thiram).	Yes	Some of the pesticides listed in the dossier might be effective against the moth. <u>Uncertainties:</u> No details are given on which pesticides are applied from those listed in the Dossier, on the pesticide application schedule and on the application methods.
7	Surveillance and monitoring	Necessary precautions are taken to ensure that there are no plants other than certified saplings in the production plot and application areas. Plants closer than 15 m from the plot are not usually available. Plants around the production areas are also annually inspected by the Ministry expert in terms of quarantine organisms. In the event that these plants are contaminated with harmful organisms subject to quarantine, these plants and saplings in this area are destroyed.	Yes	It can be effective. <u>Uncertainties:</u> Specific figures on the intensity of survey (sampling effort) are not provided.
8	Sampling and laboratory testing	For the identification of viruses, bacteria, fungi and nematodes in the seedlings to be exported, min. 5 max. 25 seedlings are randomly taken from the plantation in the nursery garden and sealed by the inspector and sent to the laboratory for analysis. Soil samples are taken for laboratory analysis in terms of quarantine organisms, particularly to check if it is free from nematodes. If it is found that the growing medium is free from nematodes, the production of saplings is started.	Yes	It can be effective; however, the intensity of survey is not known.
9	Root Washing	Roots are washed in the washing areas, near the warehouses.	No	
10	Refrigeration	The temperature of the storage tanks is between 2°C and 4°C and the humidity is 85–95%. Transportation is made with refrigerated trucks with the same conditions.	Yes	Low temperatures can slow down its development but not kill the insect.
11	Pre-consignment inspection	Prior to export, planting material for which a Phytosanitary Certificate is to be issued shall be subjected to phytosanitary inspection. Only certified plants for planting may be exported. Phytosanitary inspectors are responsible for export controls, sampling and issuing certificates.	Yes	The procedures applied could be effective in detecting <i>M. parallela</i> infestation. <u>Uncertainties:</u> Specific figures on the intensity of survey (sampling effort) are not provided.

A.10.5. Overall likelihood of pest freedom

A.10.5.1. Reasoning for a scenario which would lead to a reasonably low number of infested consignments

- Limited distribution/climatic restrictions.
- All material is produced within the nurseries.
- Pesticides are effective against eggs, larvae and adults.
- Pruning reduces infestation levels.
- Biological enemies are present in the environment.
- Defoliation and nests presence facilitate the detection of the pest.
- Visual inspection is performed by trained personnel.
- Control of mother plants.
- Bundles are composed of 10 plants.
- Mainly young plants, e.g. rootstocks, are exported.

A.10.5.2. Reasoning for a scenario which would lead to a reasonably high number of infested consignments

- *Malus* is a preferred host.
- Spread to more area in Turkey/no climatic restrictions.
- Most of the propagation material is produced in other nurseries.
- Wind and human-assisted dispersal play a role in spreading the pest.
- Pesticides are not effective against eggs, larvae and adults.
- Biological enemies are not present or affected by pesticide treatments.
- Inspections are not effective in identifying pest presence.
- Control of mother plants is not effective.
- Bundles are composed of 25 plants.
- Mainly older plants, e.g. grafted trees, are exported.

A.10.5.3. Reasoning for a central scenario equally likely to over- or underestimate the number of infested consignments (Median)

Due to the limited information available about pest presence and pressure in the nursery area, the panel considers lower values for being as likely as higher values.

A.10.5.4. Reasoning for the precision of the judgement describing the remaining uncertainties (1st and 3rd quartile/interquartile range)

Main uncertainties:

- Data on efficacy of inspections are limited.
- Timing of insecticide applications is unclear.
- Pest pressure in the nursery areas is not known.

A.10.5.5. Elicitation outcomes of the assessment of the pest freedom for *Malacosoma parallela*

The following tables show the elicited and fitted values for pest infestation (Table A.21) and pest freedom (Table A.22).

Table A.21: Elicited and fitted values of the uncertainty distribution of pest infestation by *Malacosoma parallela* per 10,000 bundles of rooted plants

Percentile	1%	2.5%	5%	10%	17%	25%	33%	50%	67%	75%	83%	90%	95%	97.5%	99%
Elicited values	0					2		4		6					10
EKE	0.147	0.306	0.535	0.944	1.45	2.05	2.65	3.90	5.29	6.08	7.00	7.92	8.82	9.46	10.0

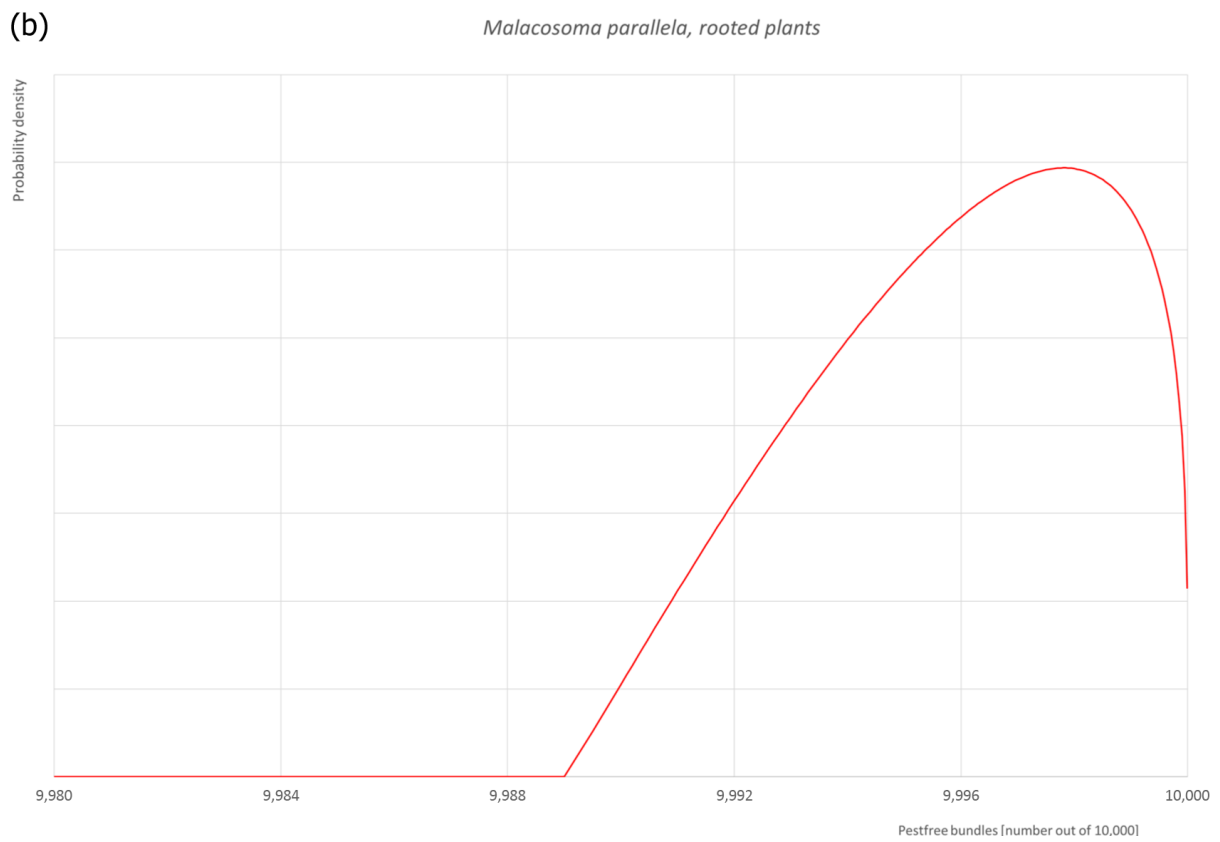
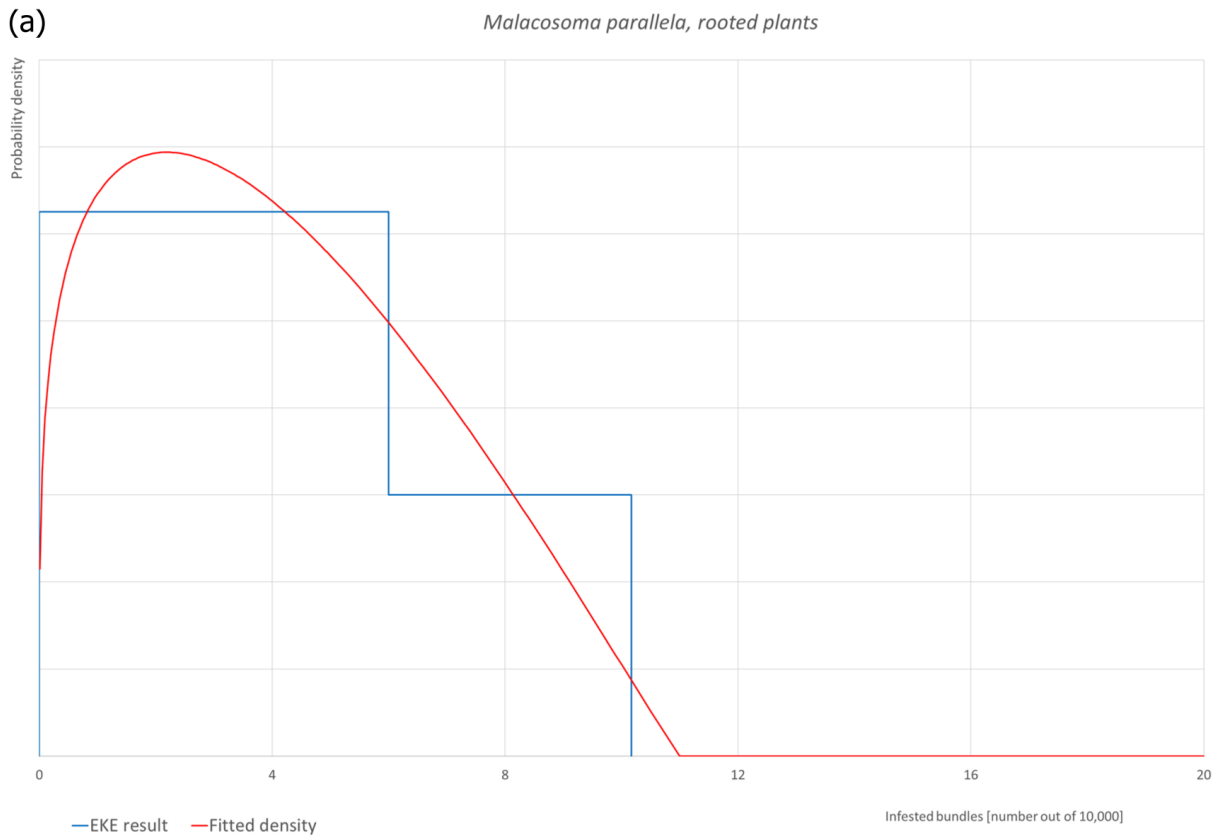
The EKE results are the *BetaGeneral* (1.2604, 2.0485, 0, 11) distribution fitted with @Risk version 7.6.

Based on the numbers of estimated infested plants the pest freedom was calculated (i.e. = 10,000 – number of infested plants per 10,000). The fitted values of the uncertainty distribution of the pest freedom are shown in Table A.22.

Table A.22: The uncertainty distribution of plants free of *Malacosoma parallela* per 10,000 bundles of rooted plants calculated by Table A.21

Percentile	1%	2.5%	5%	10%	17%	25%	33%	50%	67%	75%	83%	90%	95%	97.5%	99%
Values	9,990					9,994		9,996		9,998					10,000
EKE results	9,990	9,991	9,991	9,992	9,993	9,994	9,995	9,996	9,997	9,998	9,999	9999.1	9999.5	9999.7	9999.9

The EKE results are the fitted values.



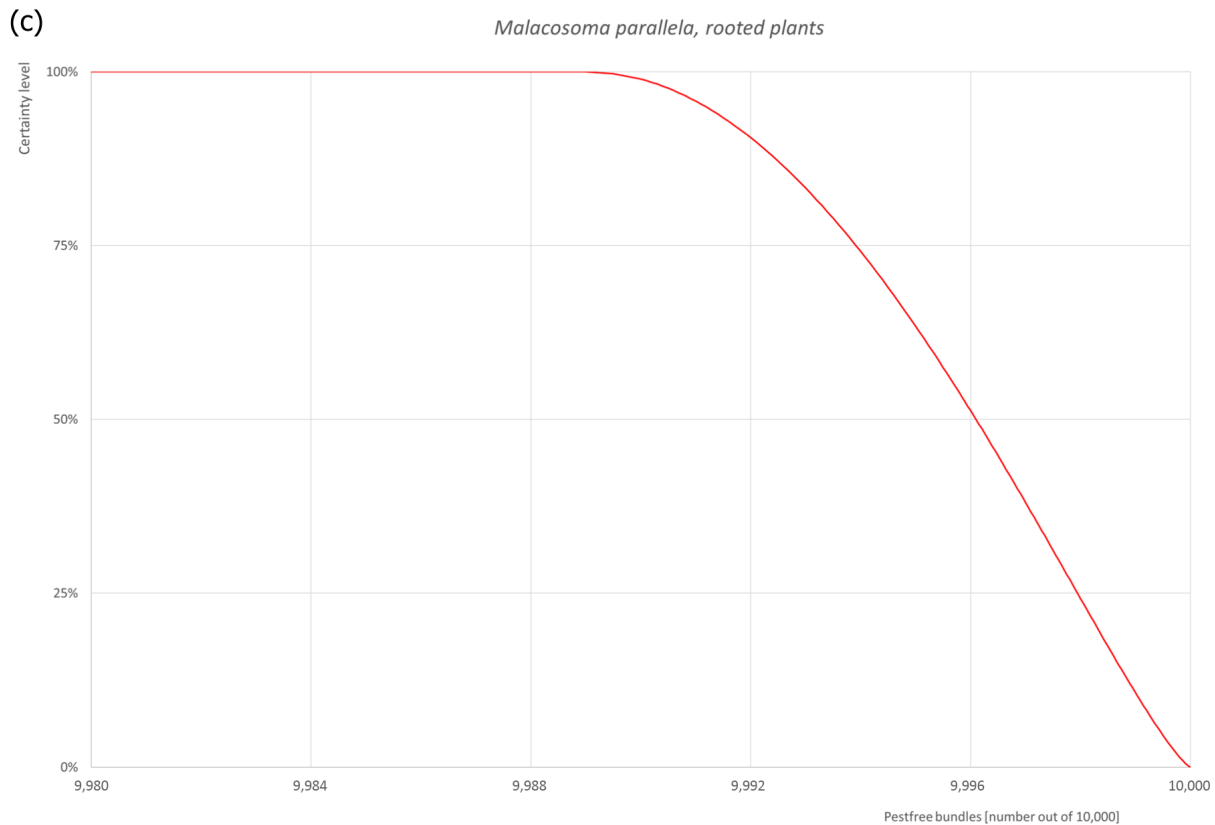


Figure A.10: (a) Elicited uncertainty of pest infestation per 10,000 bundles (histogram in blue—vertical blue line indicates the elicited percentile in the following order: 1%, 25%, 50%, 75%, 99%) and distributional fit (red line); (b) uncertainty of the proportion of pest free bundles per 10,000 (i.e. = 1 – pest infestation proportion expressed as percentage); (c) descending uncertainty distribution function of pest infestation per 10,000 bundles

A.10.6. Reference list

- EUROPHYT, online. European Union Notification System for Plant Health Interceptions – EUROPHYT. Available online: http://ec.europa.eu/food/plant/plant_health_biosecurity/europhyt/index_en.htm [Accessed: 12 June 2020].
- TRACES-NT, online. TRAdE Control and Expert System. Available online: <https://webgate.ec.europa.eu/tracesnt> [Accessed: 31 March 2021].
- Kontschán J and Ripka G, 2017. Checklist of the Hungarian spider mites and flat mites (Acari: Tetranychidae and Tenuipalpidae). *Systematic and Applied Acarology*, 22, 1199–1225.
- Musayeva ZY, Muradova EA and Gadirzade FI, 2019. Section: biology science. *Polish Science Journal*, 12.
- EFSA Panel on Plant Health (PLH), Bragard C, Dehnen-Schmutz K, Di Serio F, Jacques MA, Jaques Miret JA, and Gonthier P, 2020. Commodity risk assessment of *Acer* spp. plants from New Zealand. *EFSA Journal* 2020;18(5):6105, 87 pp. <https://doi.org/10.2903/j.efsa.2020.6105>
- EPPO, 2021. *Eotetranychus lewisi*. EPPO datasheets on pests recommended for regulation. Available online. <https://gd.eppo.int>

A.11. *Pochazia shantungensis*

A.11.1. Organism information

Taxonomic information	Current valid scientific name: <i>Pochazia shantungensis</i> Synonyms: <i>Ricania shantungensis</i> Name used in the EU legislation: – Order: Hemiptera Family: Ricaniidae Common name: brown winged cicada Name used in the Dossier:	
Group	Insects	
EPPO code	POCZSH	
Regulated status	The pest is not regulated in the EU. <i>Pochazia shantungensis</i> is included in the EPPO Alert list since 2021 (EPPO, Online; EPPO Alert list).	
Pest status in Turkey	<i>Pochazia shantungensis</i> is present in Turkey according to the paper of Hizal et al. (2019) as <i>Ricania shantungensis</i> . According to the information provided in the dossier (integration of information) the pest is present in the Marmara region.	
Pest status in the EU	<i>Pochazia shantungensis</i> was reported in France in 2018 (Bourgoin, 2020) and is reported as 'Transient' in Germany where a few specimens were found on <i>Catalpa bungei</i> in a private garden in Baden-Württemberg, though establishment is not yet confirmed (EPPO, Online).	
Host status on <i>Malus domestica</i>	<i>Malus domestica</i> is reported as a host of <i>Pochazia shantungensis</i> (EPPO, online).	
PRA information	An Express Pest Risk Assessment is available (JKI, 2021).	
Other relevant information for the assessment		
Biology	<i>Pochazia shantungensis</i> lays eggs in zigzag rows and covers them with white wax filaments. The eggs hatch around mid-May to early June with the spawning season occurring in mid-August. This pest directly causes damage by sucking plant saps and laying eggs. Indirect damage could be related to sooty mould occurrence on the honeydew produced by the pest. Lower developmental threshold, thermal constant, optimal developmental temperature and upper developmental threshold were estimated to be 12.1°C, 202 DD, 31°C and 36.9°C, respectively (Baek, 2019). The pest is overwintering in the egg stage. Adults start to lay eggs 3–4 weeks after their emergence. From early September to October, they produce damage. As the temperature decreases, the number of adults decrease as well. Two generations per year are reported for China and one generation/year in the Republic of Korea. For other similar species (e.g. <i>Ricania speculum</i>) the number of generations in the newly invaded European areas is reduced to one per year (Rossi and Lucchi, 2015).	
Symptoms	Main type of symptoms	The insect causes damage by its sap feeding activity. Besides, 1-year-old twigs in which eggs are laid may die as phloem and xylem are destroyed by the ovipositing female. In addition, sooty mold develops on honeydew excreted by <i>P. shantungensis</i> and the tree vigour can decline (Choi et al., 2011).
	Presence of asymptomatic plants	No data available.
	Confusion with other pests	A morphologic description of the species, including photos and an identification key, is available at Rahman et al. (2012), a differentiation from <i>Pochazia albomaculata</i> can also be found there. Nymphal stages might be easily confused with those of <i>Ricania speculum</i> , recently introduced in Europe (Mazza et al., 2014).

Host plant range	The species is highly polyphagous. Kim et al. (2015) report about 138 species of host plants from 62 families, while according to Bourgoin et al. (2020) more than 200 host plants (81 families, 157 genera, 208 species) are known. <i>M. domestica</i> is listed as host plant for <i>Pochazia shantungensis</i> together with maple species, apple, eggplant, ginkgo, ailanthus, cornel, blueberry, Japanese cherry, kaki, privet, paprika, rhododendron, Rubus-species, willow species, sunflower (EPPO Online, 2021; JKI, 2021).
Pathways	In Turkey <i>P. shantungensis</i> was reported on <i>Ligustrum lucidum</i> and <i>Liquidambar styraciflua</i> (Hizal et al., 2019)
Surveillance information	<i>P. shantungensis</i> is reported as an invasive pest in the Republic of Korea on several crops as apple, blueberries, chestnut (Jo et al., 2016).

A.11.2. Possibility of pest presence in the nursery

A.11.2.1. Possibility of entry from the surrounding environment

P. shantungensis is present in the Marmara Region (EFSA, 2021), where nurseries producing *M. domestica* (Bursa) are located. Adults can spread by flying. Plants are grown in the open field. The pest is present in Turkey and due to its polyphagous nature host plants are widely available in the surrounding environment. *P. shantungensis* in the Republic of Korea has spread very fast after its introduction (Jo et al., 2018) and *M. domestica* is reported to be a host.

Uncertainties:

- The distribution range of the species in Turkey is not known.
- The pest pressure in the surrounding environment is not known.

Taking into consideration the above evidence and uncertainties, the Panel considers that it is possible for the pest to enter the nursery from the surrounding area.

A.11.2.2. Possibility of entry with new plants/seeds

The pest can be introduced in the production/exporting nurseries via infested young plants coming from forest nurseries or via infested plants of other host species entering the nursery grown in the vicinity of *M. domestica* plants.

Uncertainties:

- The distribution of the pest in Turkey is not known.
- The pest pressure in the surrounding environment is not known.

Taking into consideration the above evidence and uncertainties, the Panel considers that it is possible for the pest to enter the nursery from the surrounding area.

A.11.2.3. Possibility of spread within the nursery

The pest can spread by flying. The plants are grown in an open nursery and dispersal of adults is possible. Other suitable host plant species could be present in the nursery producing *M. domestica*.

Uncertainties:

- The presence of other host plant species in the nursery is not known.

Taking into consideration the above evidence and uncertainties, the Panel considers that the spread of the pest within the nursery is possible.

A.11.3. Information from interceptions

In the EUROPHYT database there are no records of notification of *M. domestica* plants for planting from Turkey due to presence of *P. shantungensis* between the years 1995 and 2019 (EUROPHYT, online).

A.11.4. Evaluation of the risk reduction options

In the table below, all the RROs currently applied in Turkey are summarised and an indication of their effectiveness on *P. shantungensis* is provided.

No.	Risk mitigation measure (name)	Description	Effective	Evaluation/ Uncertainties
1	Certified material	The Ministerial experts and inspectors carry out the phytosanitary control on mother plants in spring, summer and autumn for harmful organisms, and the amount of propagation materials (grafted plants, budwoods, rootstocks, scions) that can be obtained from mother plants is determined. For the saplings, the phytosanitary control is also carried out at the same time, regarding harmful organisms specified in quarantine and plant passports, and certification regulations. If free from the harmful organisms, the Ministry issues certificates and labels for the propagation material to be taken from plants in the mother blocks. Certified seed or certified seedling is grafted with certified budwood in a certified nursery. Certificate and combined certification-passport labels are issued by the Ministerial Organization and sent to the producer for the saplings that meet the requirements in the Regulations.	Yes	Potential <i>P. shantungensis</i> infestations could be easily detected, though might be overlooked by non-trained personnel. <u>Uncertainties:</u> The details of the certification process are not given (e.g. number of plants, intensity of surveys and inspections, etc.). Specific figures on the intensity of survey (sampling effort) are not provided.
2	Phytosanitary certificates and plant passport	Export nurseries must obtain special certification from Turkish Authorities before they begin producing plants for planting. Nurseries must notify technical staff members responsible for production to obtain this certificate, which is then used for registration in the plant passport system. The phytosanitary inspections are done macroscopically. However, if there are signs of disease in the plants or in the immediate vicinity, the inspections are carried out by laboratory analysis. During the production period, official inspection is carried out. After the official approval that the sapling is free from the quarantine factor and true to type, its certificate-passport label is issued by the Ministry. The Phytosanitary Certificates/Re-Export Phytosanitary Certificates are issued in exportation of plants and plant products with respect to plant health. In issuing such certificates, the phytosanitary requirements of the importer country are taken into account, in compliance with the ISPM No: 7 and ISPM No: 12 rules.	Yes	The procedures applied could be effective in detecting <i>P. shantungensis</i> infestations though egg masses might be overlooked by non-trained personnel. <u>Uncertainties:</u> Specific figures on the intensity of survey (sampling effort) are not provided.
3	Cleaning and disinfection of facilities, tools and machinery	Tools are disinfected with chemical compounds containing 10% chlorine prior to using in sapling and mother plants	No	

No.	Risk mitigation measure (name)	Description	Effective	Evaluation/ Uncertainties
4	Roguing and pruning	Removal of infested branches	Yes	Pruning can remove <i>P. shantungensis</i> egg masses and nests.
5	Biological and mechanical control	Biological control with different natural enemies (predators and parasitoids) can reduce the pest populations. Nogall (biological control agent) is applied to protect against crown gall.	Yes	Natural enemies can be present in the environment. <u>Uncertainties:</u> No details are provided on abundance and efficacy of the natural enemies.
6	Pesticide application	The saplings are sprayed against aphids, thrips, whiteflies, red spider pests, black spot, powdery mildew, root rot diseases and, depending on the situation, to fight or protect against weeds. Before loading the plants on the trucks for transport, the roots of seedlings are sprayed with fungicide (Thiram).	Yes	Some of the pesticides listed in the dossier might be effective against the moth. <u>Uncertainties:</u> No details are given on which pesticides are applied from those listed in the Dossier, on the pesticide application schedule and on the application methods.
7	Surveillance and monitoring	Necessary precautions are taken to ensure that there are no plants other than certified saplings in the production plot and application areas. Plants closer than 15 m from the plot are not usually available. Plants around the production areas are also annually inspected by the Ministry expert in terms of quarantine organisms. In the event that these plants are contaminated with harmful organisms subject to quarantine, these plants and saplings in this area are destroyed.	Yes	It can be effective. <u>Uncertainties:</u> Specific figures on the intensity of survey (sampling effort) are not provided.
8	Sampling and laboratory testing	For the identification of viruses, bacteria, fungi and nematodes in the seedlings to be exported, min. 5 max. 25 seedlings are randomly taken from the plantation in the nursery garden and sealed by the inspector and sent to the laboratory for analysis. Soil samples are taken for laboratory analysis in terms of quarantine organisms, particularly to check if it is free from nematodes. If it is found that the growing medium is free from nematodes, the production of saplings is started.	Yes	It can be effective, however the intensity of survey is not known.
9	Root Washing	Roots are washed in the washing areas, near the warehouses.	No	
10	Refrigeration	The temperature of the storage tanks is between 2°C and 4°C and the humidity is 85–95%. Transportation is made with refrigerated trucks with the same conditions.	Yes	Low temperatures can slow down its development but not kill the insect.

No.	Risk mitigation measure (name)	Description	Effective	Evaluation/ Uncertainties
11	Pre-consignment inspection	Prior to export, planting material for which a Phytosanitary Certificate is to be issued shall be subjected to phytosanitary inspection. Only certified plants for planting may be exported. Phytosanitary inspectors are responsible for export controls, sampling and issuing certificates.	Yes	The procedures applied could be effective in detecting <i>P. shantungensis</i> infestation. <u>Uncertainties:</u> Specific figures on the intensity of survey (sampling effort) are not provided.

A.11.5. Overall likelihood of pest freedom

A.11.5.1. Reasoning for a scenario which would lead to a reasonably low number of infested consignments

- The pest has a restricted distribution in Turkey.
- Insecticide treatments against other insects are effective.
- Visual inspection is performed by trained personnel.
- Pruning reduces infestation levels.

A.11.5.2. Reasoning for a scenario which would lead to a reasonably high number of infested consignments

- There are nurseries producing *M. domestica* located near the area where *P. shantungensis* was originally recorded.
- There are no targeted insecticides treatments against *P. shantungensis*.
- There are suitable hosts in the production area and the pest is a good flyer.
- The growers could be unaware of the presence of *P. shantungensis* in the area.
- *P. shantungensis* is regarded as invasive pest and it could be more widespread in Turkey than currently known.
- There are no targeted surveys for *P. shantungensis*.

A.11.5.3. Reasoning for a central scenario equally likely to over- or underestimate the number of infested consignments (Median)

Based on the fact that an early infestation could be easily detected and removed, the Panel judges lower values for being more likely. Therefore, the median was placed closer to the lowest scenario.

Due to the absence of information about pest presence and pressure in the nursery area, the panel considers lower values for being as likely as higher values.

A.11.5.4. Reasoning for the precision of the judgement describing the remaining uncertainties (1st and 3rd quartile/interquartile range)

The main uncertainty is the population pressure in the surrounding environment.

Main uncertainties:

- Data on efficacy of inspections are not available.
- Details on insecticide applications are not known.
- Data on pest pressure in the nursery areas are not available.

A.11.5.5. Elicitation outcomes of the assessment of the pest freedom for *Pochazia shantungensis*

The following Tables show the elicited and fitted values for pest infestation (Table A.15) and pest freedom (Table A.16).

Table A.23: Elicited and fitted values of the uncertainty distribution of pest infestation by *Pochazia shantungensis* per 10,000 bundles of plants

Percentile	1%	2.5%	5%	10%	17%	25%	33%	50%	67%	75%	83%	90%	95%	97.5%	99%
Elicited values	0					2		4		6					10
EKE	1.10	2.65	5.16	10.1	16.6	24.7	33.0	50.4	69.3	79.7	91.0	101	111	116	120

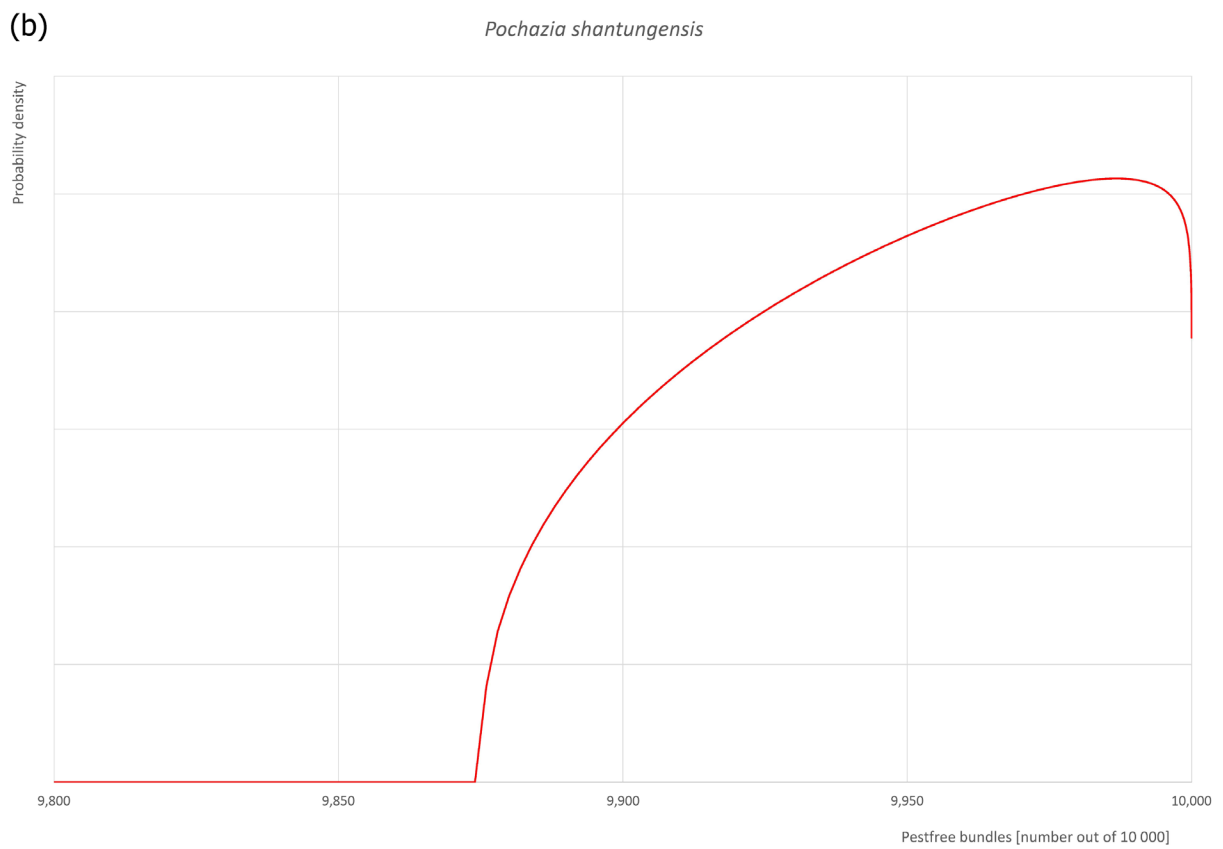
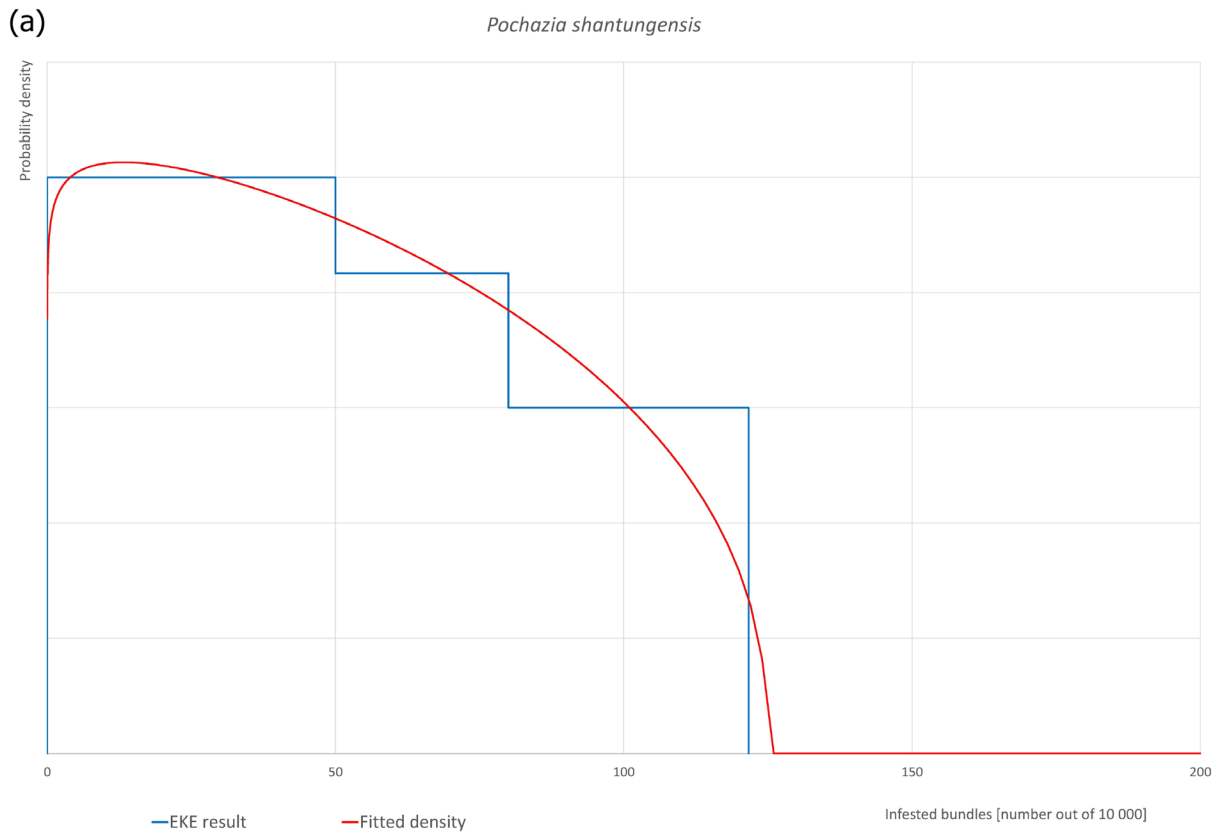
The EKE results are the *BetaGeneral* (1.049, 1.4133, 0, 125) distribution fitted with @Risk version 7.6.

Based on the numbers of estimated infested plants, the pest freedom was calculated (i.e. = 10,000 – number of infested plants per 10,000). The fitted values of the uncertainty distribution of the pest freedom are shown in Table A.24.

Table A.24: The uncertainty distribution of plants free of *Pochazia shantungensis* per 10,000 bundles of plants calculated by Table A.23

Percentile	1%	2.5%	5%	10%	17%	25%	33%	50%	67%	75%	83%	90%	95%	97.5%	99%
Values	9,990					9,994		9,996		9,998					10,000
EKE results	9,880	9,884	9,889	9,899	9,909	9,920	9,931	9,950	9,967	9,975	9,983	9,990	9,995	9,997	9,999

The EKE results are the fitted values.



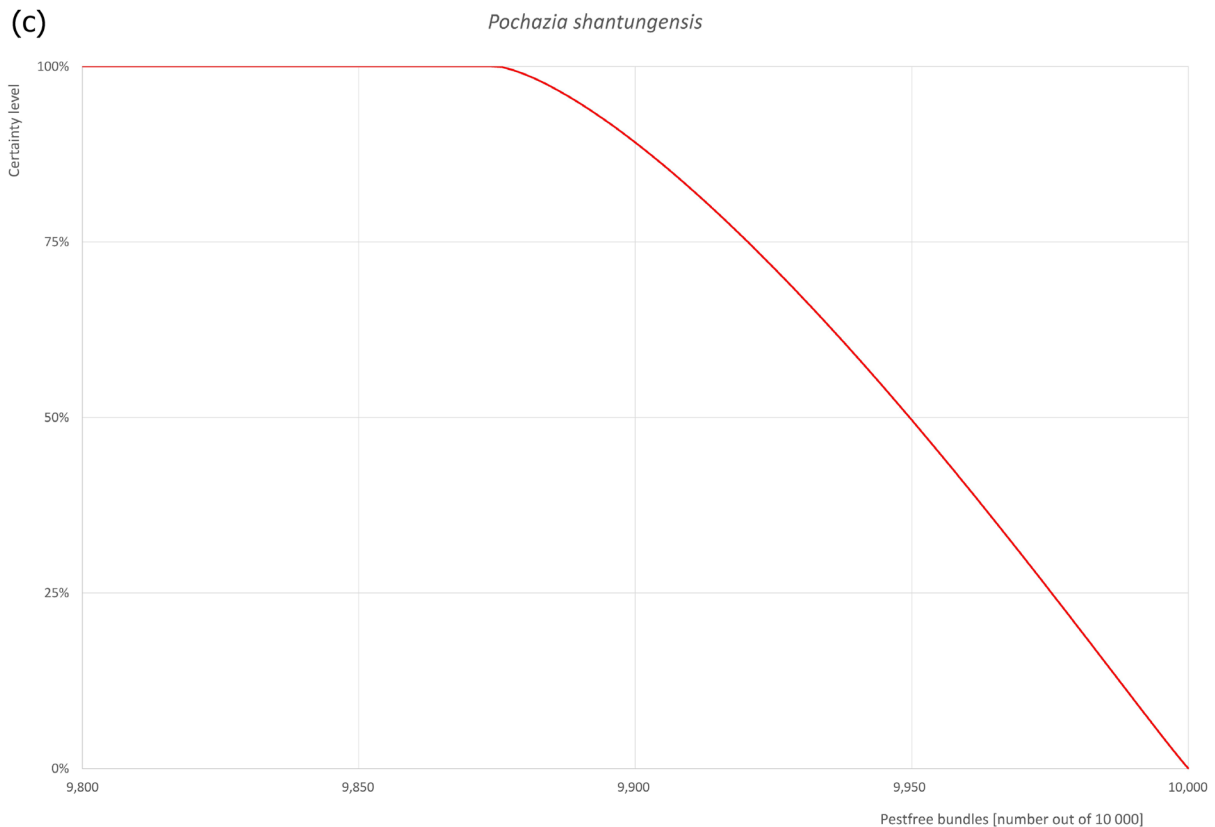


Figure A.11: (a) Elicited uncertainty of pest infestation per 10,000 bundles (histogram in blue– vertical blue line indicates the elicited percentile in the following order: 1%, 25%, 50%, 75%, 99%) and distributional fit (red line); (b) uncertainty of the proportion of pest free bundles per 10,000 (i.e. = 1 – pest infestation proportion expressed as percentage); (c) descending uncertainty distribution function of pest infestation per 10,000 bundles

A.11.6. Reference list

- Brooks FE, 2004. Plant parasitic nematodes of banana in American Samoa. *Nematropica*, 34, 65–72.
- CABI Plantwise Knowledge Bank, online. Available online: <https://www.plantwise.org/KnowledgeBank/datasheet/43898> [Accessed: 6 December 2021].
- Castillo P and Vovlas N, 2007. *Pratylenchus* (Nematoda: Pratylenchidae): Diagnosis, Biology, Pathogenicity and Management. *Nematology monographs and perspectives*, vol 6. Leiden: Koninklijke Brill, 529 p.
- Divsalar N, Jamali S, Pedramfar H and Taheri H, 2012. Root lesion nematodes (*Pratylenchus* spp.) on citrus in south-west of Caspian Sea. *Journal of Agricultural Technology*, 8, 2227–2238.
- Gnanapragasam NC and Mohotti KM, 2005. Nematode Parasites of Tea. In: Luc M, Sikora RA, Bridge J (eds.). *Plant Parasitic Nematodes in Subtropical and Tropical Agriculture*, 2nd Edition, CABI International, Wallingford, UK, pp. 581–610.
- Handoo ZA, Carta LK and Skantar AM, 2008. Taxonomy, Morphology and Phylogenetics of Coffee-Associated Root-Lesion Nematodes, *Pratylenchus* spp. In: Souza, RM (eds.) *Plant Parasitic Nematodes of Coffee*. Springer Science + Business Media B. V., pp. 29–50.
- Hoseini SMN, Pourjam E, Goltapeh EM, 2010. Synergistic studies on interaction of nematode-fungal system of tea plant in Iran. *Journal of Agricultural Technology*, 6, 487–496.
- Inserra RN, Duncan LW, Vovlas N, Loof PAA, 1996. *Pratylenchus loosi* from pasture grasses in central Florida. *Nematologica*, 42, 159–172.
- Ekanayake HMR and Toida Y, 1997. Nematode parasites of agricultural crops and their distribution in Sri Lanka. *JIRCAS Journal*, 4, 29–39.
- Jones JT, Haegeman A, Danchin EGJ, Gaur HS, Helder J, Jones MGK, Kikuchi T, Manzanilla-López R, Palomares-Rius JE, Wesemael WML and Perry RN, 2013. Top 10 plant-parasitic nematodes in molecular plant pathology. *Molecular Plant Pathology*, BSPP and John Wiley and Sons LTD, 1–16. <https://doi.org/10.1111/mpp.12057>

- Kasapoglu Uldumar EB, Yildiz S, Imren M, Öcal A and Elekcioğlu IH, 2018. Occurrence of plant parasitic nematode species in important crops in the Southeast Anatolia Region of Turkey. *Turkiye Entomoloji Dergisi*, 2018, 42, 63–74.
- Seinhorst JW, 1977. *Pratylenchus loosi*. C.I.H. Descriptions of plant parasitic nematodes, Set 7, No. 98.
- Singh SK, Hodda M, Ash GJ, 2013. Plant-parasitic nematodes of potential phytosanitary importance, their main hosts and reported yield losses. *EPPPO Bulletin*, 43, 334–374.
- Ushiyama K and Ogaki C, 1970. Studies on the replant problem in Unshiu orange orchards. II. (I) The effects of citrus root nematodes, *Tylenchulus semi-pénétrons*, and root lesion nematodes, *Pratylenchus loosi*, on citrus trees and fruits. (II) Effects of grass fallow and fumigation with nematicides on the growth of trees replanted in old citrus soils. *Bulletin of the Horticultural Branch (Section), Kanagawa Agricultural Experiment Station*, 18, 46–56.
- Yavuzlangolu E, Elekcioğlu HI, Nicol JM, Yorgancilar O, Hodson D, Yildirim AF, Yorgancilar A and Bolat N, 2012. Distribution, frequency and occurrence of cereal nematodes on the Central Anatolian Plateau in Turkey and their relationship with soil physicochemical properties. *Nematology*, 14, 839–854.
- Waceke JW, 2007. Plant parasitic nematodes associated with cabbages in Kenya. *African Crop Science Conference Proceedings*, 8, 1071–1074.

A.12. *Pratylenchus loosi*

A.12.1. Organism information

Taxonomic information	Current valid scientific name: <i>Pratylenchus loosi</i> Loof, 1960 Synonyms: – Name used in the EU legislation: not regulated in the EU Name used in the Dossier: <i>Pratylenchus loosi</i> Loof Order: Rhabditida Family: Pratylenchidae
Group	Nematoda
EPPO code	PRATLO
Regulated status	EU status: – Non-EU: A1 list: Argentina (2019) (EPPO, Global Database)
Pest status in Turkey	Present, (CABI, online)
Pest status in the EU	Present in Bulgaria (CABI, online)
Host status on <i>Malus domestica</i>	In CABI Plantwise Knowledge Bank (on line) apple, <i>Malus domestica</i> is recorded as a host of <i>Pratylenchus loosi</i> (https://www.plantwise.org/KnowledgeBank/datasheet/43898).
PRA information	There is no PRA available.
Other relevant information for the assessment	
Biology	<i>Pratylenchus loosi</i> belongs to the group of root lesion nematodes, <i>Pratylenchus</i> spp., with over 60 named species. Root lesion nematodes are the third most important group of nematodes after root-knot and cyst nematodes, which have significant economic impacts on crops worldwide (Castillo and Vovlas, 2007; Jones et al., 2013). Like other root lesion nematodes, <i>P. loosi</i> is polyphagous, migratory endoparasite that occurs in both soil and roots. Although root lesion nematodes are polyphagous, there are distinct differences in host preferences among species in this nematode group (Castillo and Vovlas, 2007). <i>P. loosi</i> is a serious pest of tea (<i>Camellia sinensis</i>). Besides tea, it has also been found in association with several important crops such as apples in Sri Lanka, Japan and China, citrus in Japan, India and Iran, pears, <i>Convallaria</i> and natural grasses in Japan, coffee in Java, fruit trees in China, breadfruit (<i>Artocarpus altilis</i>) in Gualdeloupe, pasture grasses in Florida, cabbage in Kenya and bananas in American Samoa (Seinhorst, 1977; Inserra et al., 1996; Ekanayake and Toida, 1997; Brooks, 2004; Castillo and Vovlas, 2007; Waceke, 2007; Divsalar et al., 2012).

	<p><i>P. loosi</i> invades the roots where it reproduces, feeds and moves freely in the tissues. When the nematodes invade the roots, they cause thickening of the cell walls, dark brown or black necrotic lesions, and cavities. When the nematodes are searching for fresh feeding roots, or when the parasitised roots are severely damaged or overparasitised, or when the plants are old, stressed or diseased, the nematodes leave the roots and move into the soil. <i>P. loosi</i> has been known to survive for up to three years in host-free soil in the lesions of the larger old storage roots of tea that are not removed after clearing old tea fields (Gnanapragasam and Mohotti, 2005). The optimum temperature for <i>P. loosi</i> development is 18–20 °C; it requires 45–48 days to complete its life cycle (Seinhorst, 1977). The presence of plants such as <i>Tephrosia vogelii</i>, <i>Sesbania cinerascens</i>, <i>Cassia elata</i> and <i>Acacia</i> spp., as well as certain weeds increases the occurrence of this nematode species in the tea field. On the other hand, plants like <i>Eragrostis curvula</i>, <i>Tagetes</i> spp., <i>Arachis pintoi</i>, <i>Tithonia diversifolia</i>, <i>Wedeliya trilobata</i>, <i>Vetiveria zizanioides</i>, <i>Adhathoda vasica</i>, <i>Ricinis communis</i>, <i>Azadirachta indica</i>, <i>Madhuca indica</i>, <i>Sambucus javanica</i>, <i>Plectranthus zeylanicus</i>, <i>Indigofera teysamanii</i>, <i>Eupatorium inuliformes</i>, <i>Calliandra calothyrsus</i> and <i>Crotalaria anagyroides</i> reduce the population density of this nematode (Gnanapragasam and Mohotti, 2005). Turkey's replies to the questions posed by the Working Group state that <i>P. loosi</i> has been detected in limited areas in very low populations in potatoes, eggplants, wheat and lentils. So far, this species has not been found on apples in Turkey and no damage by it or other <i>Pratylenchus</i> species to fruit crops has been observed. According to the available information, the nematode has been reported on cultivated plants in Turkey in two regions (Sanliurfa, Ankara) (Yavuzlangolu et al., 2012; Kasapoglu Uludamar et al, 2018). No epidemics or economic losses have been reported in Turkey so far.</p>	
Symptoms	Main type of symptoms	<p>The aboveground symptoms of <i>Pratylenchus</i> spp. infestation are not very specific. They appear as irregular, patchy areas while the plants wilt, become stunted, chlorotic, and often die. Symptoms caused by root lesion nematode infestation are more obvious on the roots, where dark brown or black necrotic lesions are observed on the root surface.</p>
	Presence of asymptomatic plants	<p>In general, symptoms caused by <i>Pratylenchus</i> spp. on plants are inconspicuous and can be easily overlooked. <i>P. loosi</i> may also go undetected if the nematode infestation in the roots of host plants is low (symptoms are not very pronounced). The nematode may therefore not be detected by existing phytosanitary procedures and export controls, including laboratory tests. In Turkey (see Turkish dossier), roots are examined macroscopically only for the presence of root galls caused by root-knot nematodes (<i>Meloidogyne</i> spp.). Necrotic lesions caused by root-lesion nematodes are not monitored.</p>
	Confusion with other pathogens/pests	<p>Symptoms of host plant infestation by <i>P. loosi</i> are expressed as reduced plant growth and vigour with moderate root necrosis. Typical aboveground symptoms such as stunting, chlorosis and wilting result from reduced water and nutrient availability due to impaired root function. Therefore, these symptoms are similar to those of other soil-borne diseases, insect damage, nutrient deficiency, or cultural and/or environmental stress. The most characteristic sign of a nematode problem in the field is often an irregularity or inconsistency of symptoms. However, yield losses can also occur without noticeable aboveground symptoms. Symptoms on the underground parts of the plant can be more informative, but care must be taken to diagnose the cause of the symptoms. Many common symptoms, such as necrotic lesions, are also characteristic of damage caused by other root lesion nematodes. <i>P. loosi</i> can easily be confused with other <i>Pratylenchus</i> species.</p>

Host plant range	<p><i>Camellia sinensis</i> (tea) is the main host of <i>Pratylenchus loosi</i> (CABI Plantwise Knowledge Bank, on line).</p> <p>Other hosts that may be affected (CABI Plantwise Knowledge Bank, on line):</p> <p><i>Abelmoschus esculentus</i> (okra), <i>Acacia decurrens</i> (green wattle), <i>Alternanthera sessilis</i> (sessile joyweed), <i>Artemisia vulgaris</i> (mugwort), <i>Cassia alata</i> (Ringworm senna), <i>Catharanthus roseus</i> (Madagascar periwinkle), <i>Cestrum</i> (jessamine), <i>Cinnamomum camphora</i> (camphor laurel), <i>Citrus</i>, <i>Coffea</i> (coffee), <i>Convallaria</i>, <i>Cymbopogon citratus</i> (lemongrass), <i>Cyperus</i> (flatsedge), <i>Cyperus rotundus</i> (purple nutsedge), <i>Dioscorea</i> (yam), <i>Dioscorea rotundata</i>, <i>Diospyros kaki</i> (persimmon), <i>Dipteryx odorata</i> (tonka bean), <i>Fragaria ananassa</i> (strawberry), <i>Grevillea robusta</i> (silky oak), <i>Hibiscus rosa-sinensis</i> (China-rose), <i>Imperata cylindrica</i> (cogon grass), <i>Malus domestica</i> (apple), <i>Mangifera indica</i> (mango), <i>Musa x paradisiaca</i> (plantain), <i>Oplismenus compositus</i>, <i>Panicum hemitomon</i>, <i>Panicum repens</i> (torpedo grass), <i>Paspalum notatum</i> (Bahia grass), <i>Pisum sativum</i> (pea), <i>Poncirus trifoliata</i> (Trifoliolate orange), <i>Prunus avium</i> (sweet cherry), <i>Pyrus communis</i> (European pear), <i>Saccharum officinarum</i> (sugarcane), <i>Sesbania cannabina</i> (corkwood tree), <i>Solanum nigrum</i> (black nightshade), <i>Solanum tuberosum</i> (potato), <i>Sorghum bicolor</i> (sorghum), <i>Tagetes</i> (marigold), <i>Tecoma stans</i> (yellow bells), <i>Tephrosia</i> (hoary-pea), <i>Tithonia diversifolia</i> (Mexican sunflower), <i>Vigna unguiculata</i> (cowpea), <i>Zea mays</i> (maize).</p>
Reported evidence of impact	<p><i>P. loosi</i> is known as a major pest of tea (<i>Camellia sinensis</i>) in Sri Lanka and many other tea-producing countries including India, Japan, Korea, Taiwan, Iran and Russia (Luc et al., 2005; Castillo and Vovlas, 2007; Handoo et al., 2008). It is considered an important pest of tea grown at altitudes from 900 to 1800 m in Sri Lanka and from 0 to 300 m in Japan.</p> <p><i>P. loosi</i> can seriously damage tea plantations by attacking not only the existing feeder roots and causing their slow decline, but also the main roots (storage roots) of tea plants, limiting nutrient and water uptake from the soil as well as carbohydrate reserves and subsequent recovery after pruning (Gnanapragasam, 2002; Castillo and Vovlas, 2007). Tea plants become weaker and chlorotic, have lower yields and may also die. Yield reduction can vary from 4 to 40% depending on the variety planted, prevailing climatic conditions, population density of nematodes, age and vigour of plants, soil type and pH. The extent of damage is greater in young infested tea plantations and nurseries where damage of 60–100% may occur if proper control measures are not taken (Gnanapragasam and Mohotti, 2005).</p> <p>This nematode has also been reported as a pest of pasture grasses and oranges (Singh et al., 2013; Disvalar et al., 2012). Poorer growth of Unshiu oranges in Japan (Ushiyana and Ogaki, 1970) and yellowing and reduction of leaves and necrotic lesions on parasitised roots of citrus trees in the southwest of Caspian Sea in Iran (Divsalar et al., 2012) have been reported. Unfortunately, no detailed information is available on the economic impact on grasses, oranges and other host plants except tea.</p> <p>Since <i>P. loosi</i> causes necrotic lesions on the roots, secondary infections by bacteria and fungi that further damage the root system are very common. The synergistic effect of interaction between <i>P. loosi</i> and soil-borne root fungi (e.g. <i>Rhizoctonia solani</i>, <i>Fusarium proliferatum</i>, <i>F. pallidroseum</i>, <i>Sclerotium rolfsii</i>) was reported in 2010 by Hoseini et al. The occurrence of soft root rot on mature tea roots was also reported, leading to death of affected plants in dry weather. The disease complex caused by <i>P. loosi</i> and a group of fungi <i>Paecilomyces lilacinus</i>, <i>Paecilomyces</i> sp. and <i>Absidia corymbifera</i> was also reported (Gnanapragasam and Mohotti, 2005).</p>
Pathways and evidence that the commodity is a pathway	<ul style="list-style-type: none"> – Plants, plants for planting (roots) – Soil and growing media as such or attached to plants – Soil and growing media attached to machinery, tools, packaging materials etc.
Surveillance information	<p>In order to identify plant pests and diseases in the planting material to be exported from Turkey, a minimum of 5 and a maximum of 25 saplings are taken at random from the planting in the nursery, sealed by the inspector and sent to the laboratory for analysis.</p> <p>The saplings in the growing area are examined macroscopically for pests. If pest infestation is suspected, samples are again taken and sent to the laboratory for analysis.</p>

A.12.2. Possibility of pest presence in the nursery

A.12.2.1. Possibility of entry from the surrounding environment

When *P. loosi* is present in the environment, it can enter *Malus* production sites with planting material, water, soil and growing media attached to agricultural machinery, tools and footwear. Agricultural machinery is a very important means of spreading the nematode within and between different plantations.

Root lesion nematodes, *Pratylenchus* spp. can migrate from plant to plant through the roots (Castillo & Vovlas, 2007). However, active dispersal of *Pratylenchus* species, including *P. loosi*, is limited to short distances (no more than a few metres). Transmission from the surrounding area to the production field is mainly passive through the spread of infected plants, contaminated soil and run-off rain water.

Uncertainties:

Pratylenchus loosi occurs in Turkey, but there is no information on its distribution and abundance in the *Malus domestica* growing area.

There are uncertainties regarding the lack of data from official monitoring surveys and reports of problems caused by this nematode in apple production in Turkey. This is related to the fact that the nematode is either actually absent or has not been detected in apple orchards.

It is uncertain how many orchards in apple production areas in Turkey are infested with *P. loosi*. There is uncertainty about the possible infestation of weeds in the surrounding area, which are also considered hosts for this nematode.

In view of the above evidence and uncertainties, the Panel considers that it is possible that the nematode is present in the environment and could enter *Malus domestica* nurseries with new plants for planting or other human activities.

A.12.2.2. Possibility of entry with new plants/seeds

Plants for planting (roots) are important pathway. *P. loosi* attacks the roots of host plants in which it lives, feeds, and reproduces.

Plants for planting that originate from production sites where the nematode is present may be infested. However, infestation of such plants can be easily overlooked.

Uncertainties:

There are uncertainties regarding the lack of data to monitor the presence of *P. loosi* in nurseries from which *M. domestica* intended for planting originate.

Symptoms caused by *P. loosi* often go undetected at first because the nematodes are microscopic root parasites and when nematode infestations in the roots of host plants are low, symptoms are not very pronounced. In addition, aboveground symptoms are often general signs of root stress in the plant. Therefore, the presence of *P. loosi* in apple roots may not be detected by visual inspection.

Taking into consideration the above evidence and uncertainties, the Panel considers it is possible that the infestation could be overlooked and that the nematode could be introduced into apple nurseries/orchards with new plants.

A.12.2.3. Possibility of spread within the nursery

Pratylenchus spp. (including *P. loosi*) actively move only short distances (they can move from plant to plant through the roots), no more than a few (1–2) meters from the root zone they infect (Castillo & Vovlas, 2007). Therefore, the main route of spread of this nematode within the nursery/production field is generally human assisted. The nematode can be spread with plants for planting from infested production sites and by soil movement activities - with soil as such or with soil associated with tools and machinery, and with contaminated run-off rainwater and irrigation water.

Uncertainties:

If present, it is very likely that the nematode will spread within the production field.

Taking into consideration the above evidence and uncertainties, the Panel considers that the nematode, if present in the field, may be transferred from one host plant to another.

A.12.3. Information from interceptions

No interceptions of *Pratylenchus loosi* from Turkey to EU have been reported so far.

A.12.4. Evaluation of the risk reduction options

In the table below, all risk mitigation measures currently applied in Turkey are listed and an indication of their effectiveness on *P. loosi* is provided. The description of the risk mitigation measures currently applied in Turkey is provided in Table 6.

No.	Risk mitigation measure (name)	Description	Effect on the pest	Evaluation and uncertainties
1	Certified material	The experts and inspectors of the Ministry carry out the phytosanitary control on mother plants in spring, summer and autumn for harmful organisms, and the amount of propagation materials (buds, budwoods, rootstocks, scions, etc.) that can be obtained from mother plants is determined. For the saplings, the phytosanitary control is also carried out at the same time, regarding harmful organisms specified in quarantine and plant passports, and certification regulations. Certified seed or certified seedling is grafted with certified budwood in a certified nursery. If free from the harmful organisms, the Ministry issues certificates and labels for the propagation material to be taken from plants in the mother blocks.	No	
2	Phytosanitary certificates and plant passport	Export nurseries must obtain special certification from Turkish Authorities before they begin producing plants for planting. Nurseries must notify technical staff members responsible for production to obtain this certificate, which is then used for registration in the plant passport system. The phytosanitary inspections are done macroscopically. However, if there are signs of disease in the plants or in the immediate vicinity, the inspections are carried out by laboratory analysis. During the production period, official inspection is carried out. After the official approval that the sapling is free from the quarantine factor and true to type, its certificate-passport label is issued by the Ministry. The Phytosanitary Certificates/Re-Export Phytosanitary Certificates are issued in exportation of plants and plant products with respect to plant health. In issuing such certificates, the phytosanitary requirements of the importer country are taken into	Yes	<p>Evaluation: <i>Pratylenchus</i> spp. is not on the list of harmful organisms systematically monitored or tested for the presence on plants intended for planting in Turkey.</p> <p><u>Uncertainties:</u> Specific figures on the intensity of survey (sampling effort) are not provided. Information on the distribution and abundance of <i>P. loosi</i> in the <i>Malus domestica</i> growing area is unreliable.</p>

No.	Risk mitigation measure (name)	Description	Effect on the pest	Evaluation and uncertainties
		account, in compliance with the ISPM No: 7 and ISPM No: 12 rules.		
3	Cleaning and disinfection of facilities, tools and machinery	Tools are disinfested with chemical compounds containing 10% chlorine prior to using in sapling and mother plants	No	
4	Rouging and pruning	Applied in case of infections/infestations.	No	
5	Biological and mechanical control	'Nogall' is applied to protect against crown gall. Weeds are controlled mechanically in the nurseries and in the surrounding areas.	No	
6	Pesticide application	The saplings are sprayed against aphids, thrips, whiteflies, red spider pests, black spot, powdery mildew, root rot diseases and, depending on the situation, to fight or protect against weeds. Before loading the plants on the trucks for transport, the roots of seedlings are sprayed with fungicide (Thiram).	No	
7	Surveillance and monitoring	Both processes are conducted according to Turkish phytosanitary regulations. Necessary precautions are taken to ensure that there are no plants other than certified saplings in the production plot and application areas. Plants within and around the production areas are annually inspected to check the presence of quarantine organisms. Visual inspection at least once or twice a year during production or during uprooting of the plants. Visual inspection can be supported by the use of microscope or laboratory analysis if pests are suspected to be present. In the event that these plants are infected/infested with harmful organisms subject to quarantine, these plants are destroyed.	Yes	<p>Evaluation: Details of the surveillance and monitoring during the production cycle are not provided. <i>Pratylenchus</i> spp. is not on the list of harmful organisms systematically monitored or tested for the presence on plants intended for planting in Turkey.</p> <p><u>Uncertainties:</u> Details of the surveillance and monitoring have not been described.</p> <p>Information on the distribution and abundance of <i>P. loosi</i> in the <i>Malus domestica</i> growing area is unreliable.</p>
8	Sampling and laboratory testing	For the identification of viruses, bacteria, fungi and nematodes in the seedlings to be exported, min. 5 max. 25 seedlings are randomly taken from the plantation in the nursery garden and sealed by the inspector and sent to the laboratory for analysis. Soil samples are taken for laboratory analysis in terms of quarantine organisms, particularly to check if it is free from nematodes. If it is found that the growing medium is free from nematodes, the production of saplings is started.	Yes	<p>Evaluation: Soil and plants are tested in the laboratory only for the presence of root-knot and virus vector nematodes, but not for the presence of <i>Pratylenchus</i> spp.</p> <p><u>Uncertainties:</u> Soil is tested in the laboratory only for the presence of root-knot and virus vector nematodes, but not for the presence of <i>Pratylenchus</i> spp. Therefore, <i>P. loosi</i> cannot be detected.</p>

No.	Risk mitigation measure (name)	Description	Effect on the pest	Evaluation and uncertainties
9	Root washing	Roots are washed in the washing areas, near the warehouses.	Yes	<p>Evaluation: Root washing does not reduce the risk of nematode infestation in plants intended for planting that are infested with root lesion nematodes (migratory endoparasites).</p> <p><u>Uncertainties:</u> Because <i>P. loosi</i> is migratory endoparasite, root washing does not reduce the risk of nematodes infestation in plants intended for planting.</p>
10	Refrigeration	The temperature of the storage tanks is between 2°C and 4°C and the humidity is 85–95%. Transportation is made with refrigerated trucks with the same conditions.	No	
11	Pre-consignment inspection	Prior to export, planting material for which a Phytosanitary Certificate is to be issued shall be subjected to phytosanitary inspection. Only certified plants for planting may be exported. Phytosanitary inspectors are responsible for export controls, sampling and issuing certificates.	Yes	<p>Evaluation: As for nematodes, inspectors pay particular attention to the presence of galls caused by root-knot nematodes. Symptoms caused by <i>P. loosi</i> cannot be detected</p> <p><u>Uncertainties:</u> Even if inspectors examined plants for the presence of <i>P. loosi</i>, it might initially go undetected because the nematodes are microscopic root parasites and symptoms are not very pronounced when there is a little nematode infestation in the roots of host plants.</p>

A.12.5. Overall likelihood of pest freedom

A.12.5.1. Reasoning for a scenario which would lead to a reasonably low number of infested consignments

- *Malus domestica* is considered to be a minor host and its growing areas are mainly in the part of the country, where *P. loosi* has not been reported.
- Effective weed control, crop rotation and field hygiene limit apple infestation.
- Regular inspections by crop protection authorities are effective and further help to reduce the infection pressure of this nematode.
- Washing the roots is effective against this nematode.

A.12.5.2. Reasoning for a scenario which would lead to a reasonably high number of infested consignments

- A similar pest pressure exists throughout the country.
- The nematode is widespread in apple-growing areas and its infestation is homogeneous.
- Weed control, crop rotation and field sanitation are ineffective and do not help to reduce infestation of apples by this nematode.
- Most apple plants are expected to be infested with nematodes.
- Visual selection of apple plants for planting and visual inspections prior to export without laboratory testing are not effective and result in high infestation.
- Postharvest root washing is not effective against this pest because it is endoparasitic.

A.12.5.3. Reasoning for a central scenario equally likely to over- or underestimate the number of infested consignments

The value of the median is estimated based on:

- Uncertainties about pest pressure in Turkey.
- The information on infections of *P. loosi* on apple plants in Turkey is missing.
- The lack reported problems within the apple production area in Turkey.
- The likelihood of introduction into apple production sites by natural means and human activities.

A.12.5.4. Reasoning for the precision of the judgement describing the remaining uncertainties (1st and 3rd quartile/interquartile range)

- The main uncertainty is the absence of nematode-induced symptoms, so that the presence of the nematode in the apple roots can be overlooked; cannot be detected by visual inspection.

A.12.5.5. Elicitation outcomes of the assessment of the pest freedom for *Pratylenchus loosi*

The following Tables show the elicited and fitted values for pest infestation (Table A.25) and pest freedom (Table A.26).

Table A.25: Elicited and fitted values of the uncertainty distribution of pest infestation by *Pratylenchus loosi* per 10,000 bundles of rooted plants

Percentile	1%	2.5%	5%	10%	17%	25%	33%	50%	67%	75%	83%	90%	95%	97.5%	99%
Elicited values	0					1		2		3					5
EKE	0.073	0.153	0.267	0.472	0.725	1.03	1.33	1.95	2.65	3.04	3.50	3.96	4.41	4.73	5.01

The EKE results are the *BetaGeneral* (1.2604,2.0485,0,5.5) distribution fitted with @Risk version 7.6.

Based on the numbers of estimated infested plants the pest freedom was calculated (i.e. = 10,000 – number of infested plants per 10,000). The fitted values of the uncertainty distribution of the pest freedom are shown in Table A.26.

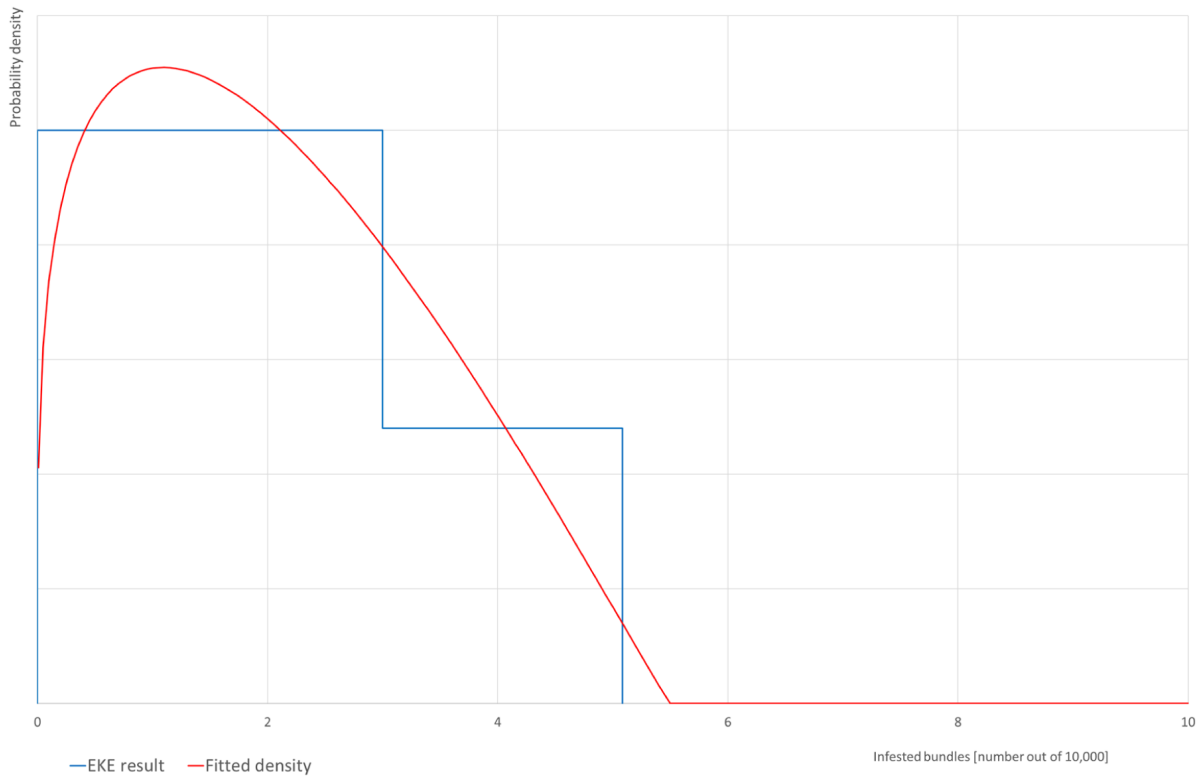
Table A.26: The uncertainty distribution of plants free of *Pratylenchus loosi* per 10,000 bundles of rooted plants calculated by Table A.25

Percentile	1%	2.5%	5%	10%	17%	25%	33%	50%	67%	75%	83%	90%	95%	97.5%	99%
Values	9,995					9,997		9,998		9,999					10,000
EKE results	9,995	9,995	9,996	9,996	9,996	9,997	9,997	9,998	9,999	9,999	9999.3	9999.5	9999.7	9999.8	9999.9

The EKE results are the fitted values.

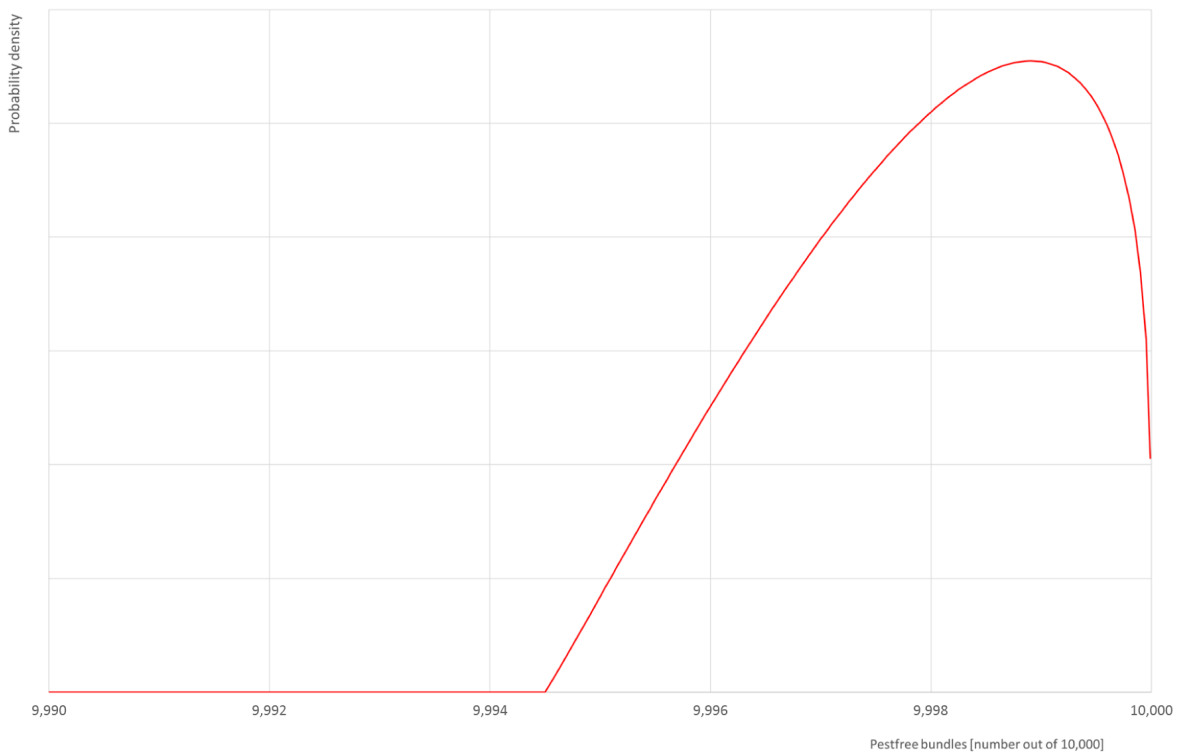
(a)

Pratylenchus loosi, rooted plants



(b)

Pratylenchus loosi, rooted plants



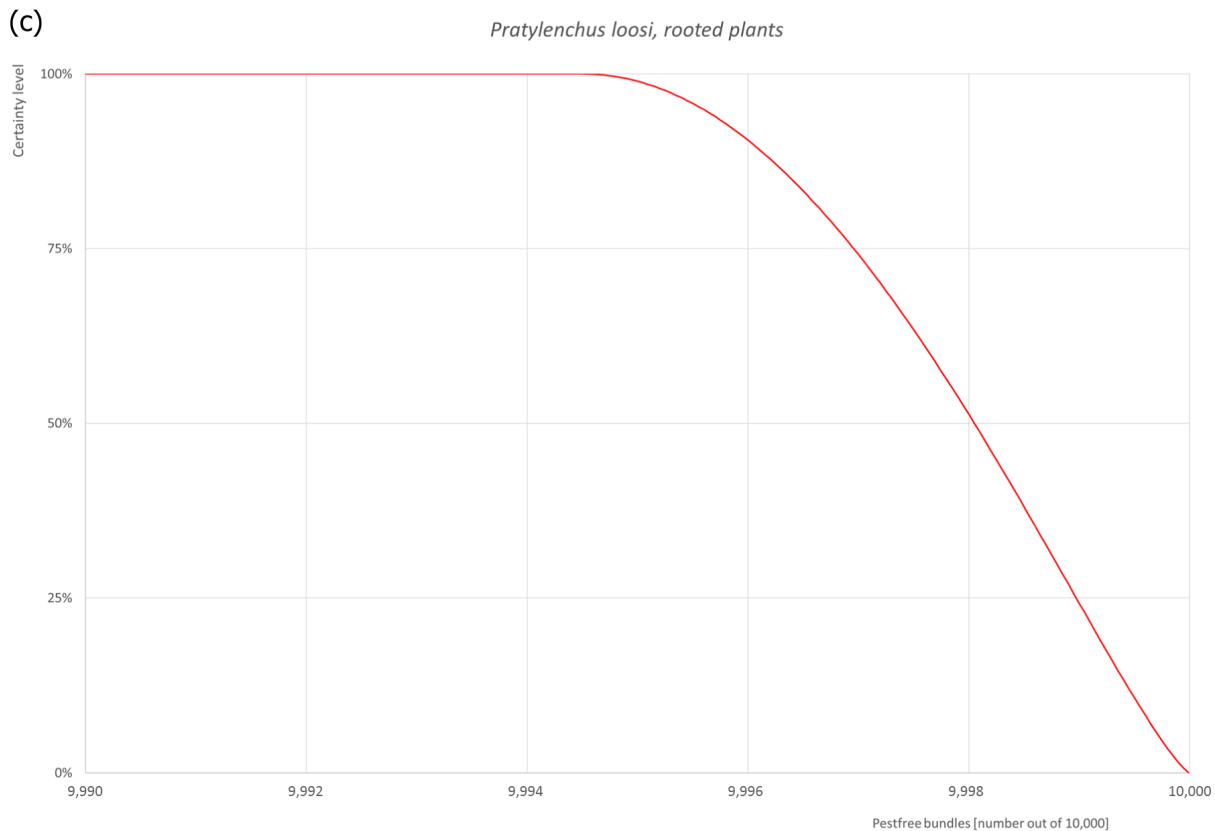


Figure A.12: (a) Elicited uncertainty of pest infestation per 10,000 bundles (histogram in blue–vertical blue line indicates the elicited percentile in the following order: 1%, 25%, 50%, 75%, 99%) and distributional fit (red line); (b) uncertainty of the proportion of pest free bundles per 10,000 (i.e. = 1 – pest infestation proportion expressed as percentage); (c) descending uncertainty distribution function of pest infestation per 10,000 bundles

A.12.6. Reference list

- Brooks FE, 2004. Plant parasitic nematodes of banana in American Samoa. *Nematropica*, 34, 65–72.
- CABI Plantwise Knowledge Bank, online. Available online: <https://www.plantwise.org/KnowledgeBank/datasheet/43898> [Accessed: 6 December 2021].
- Castillo P and Vovlas N, 2007. *Pratylenchus* (Nematoda: Pratylenchidae): Diagnosis, Biology, Pathogenicity and Management. *Nematology monographs and perspectives*, vol 6. Leiden: Koninklijke Brill, 529 pp.
- Divsalar N, Jamali S, Pedramfar H and Taheri H, 2012. Root lesion nematodes (*Pratylenchus* spp.) on citrus in south-west of Caspian Sea. *Journal of Agricultural Technology*, 8, 2227–2238.
- Gnanapragasam NC and Mohotti KM, 2005. Nematode Parasites of Tea. In: Luc, M., Sikora, R. A., Bridge, J. *Plant Parasitic Nematodes in Subtropical and Tropical Agriculture*, 2nd Edition, CABI International, Wallingford, UK, pp. 581–610.
- Handoo ZA, Carta LK and Skantar AM, 2008. Taxonomy, Morphology and Phylogenetics of Coffee-Associated Root-Lesion Nematodes, *Pratylenchus* spp. In: Souza RM (ed.) *Plant Parasitic Nematodes of Coffee*. Springer Science + Business Media B. V., pp. 29–50.
- Hoseini SMN, Pourjam E and Goltapeh EM, 2010. Synergistic studies on interaction of nematode-fungal system of tea plant in Iran. *Journal of Agricultural Technology*, 6, 487–496.
- Inserra RN, Duncan LW, Vovlas N, Loof PAA, 1996. *Pratylenchus loosi* from pasture grasses in central Florida. *Nematologica* 42, 159–172.
- Ekanayake HMR and Toida Y, 1997. Nematode parasites of agricultural crops and their distribution in Sri Lanka. *JIRCAS Journal*, 4, 29–39.
- Jones JT, Haegeman A, Danchin EGJ, Gaur HS, Helder J, Jones MGK, Kikuchi T, Manzanilla-López R, Palomares-Rius JE, Wesemael WML and Perry RN, 2013. Top 10 plant-parasitic nematodes in molecular plant pathology. *Molecular Plant Pathology*, BSPP and John Wiley and Sons LTD, 1–16. <https://doi.org/10.1111/mpp.12057>

- Kasapoglu Uldumar EB, Yildiz S, Imren M, Öcal A and Elekcioglu IH, 2018. Occurrence of plant parasitic nematode species in important crops in the Southeast Anatolia Region of Turkey. *Turkiye Entomoloji Dergisi*, 2018, 42, 63–74.
- Seinhorst JW, 1977. *Pratylenchus loosi*. C.I.H. Descriptions of plant parasitic nematodes, Set 7, No. 98.
- Singh SK, Hodda M, Ash GJ, 2013. Plant-parasitic nematodes of potential phytosanitary importance, their main hosts and reported yield losses. *EPPO Bulletin*, 43, 334–374.
- Ushiyama K and Ogaki C, 1970. Studies on the replant problem in Unshiu orange orchards. II. (I) The effects of citrus root nematodes, *Tylenchulus semi-pénétrons*, and root lesion nematodes, *Pratylenchus loosi*, on citrus trees and fruits. (II) Effects of grass fallow and fumigation with nematicides on the growth of trees replanted in old citrus soils. *Bulletin of the Horticultural Branch (Section), Kanagawa Agricultural Experiment Station*, 18, 46–56.
- Yavuzlangolu E, Elekcioglu HI, Nicol JM, Yorgancilar O, Hodson D, Yildirim AF, Yorgancilar A and Bolat N, 2012. Distribution, frequency and occurrence of cereal nematodes on the Central Anatolian Plateau in Turkey and their relationship with soil physicochemical properties. *Nematology*, 14, 839–854.
- Waceke JW, 2007. Plant parasitic nematodes associated with cabbages in Kenya. *African Crop Science Conference Proceedings*, 8, 1071–1074.

A.13. *Pyrolachnus pyri*

A.13.1. Organism information

Taxonomic information	<p>Current valid scientific name: <i>Pyrolachnus pyri</i> (Buckton)</p> <p>Synonyms: <i>Cinara krishni</i>, <i>Dilachnus krishni</i>, <i>Lachnus pyri</i>, <i>Pyrolachnus krishni</i>, <i>Pyrolachnus macroconus</i></p> <p>Name used in the EU legislation: –</p> <p>Order: Hemiptera</p> <p>Family: Aphididae</p> <p>Common name: Pear Aphid</p> <p>Name used in the Dossier: <i>Pyrolachnus pyri</i></p>
Group	Insects
EPPO code	-----
Regulated status	The pest is not regulated in the EU, neither is on any EPPO list nor database.
Pest status in Turkey	<p>Present in Turkey.</p> <p>Fifteen aphid species were reported on pome fruit trees in Nigde province (central south Turkey). Among these, <i>P. pyri</i> represents a new record for the Turkish aphid fauna and is considered a rare species collected on <i>Pyrus communis</i> (Görür, 2004).</p>
Pest status in the EU	Absent
Host status on <i>Malus domestica</i>	<i>Pyrolachnus pyri</i> was observed on <i>Malus domestica</i> (Apple) and <i>Prunus armeniaca</i> (Apricot) in fruit orchards of Kashmir (Khan et al., 2017).
PRA information	No PRA is available for <i>Pyrolachnus pyri</i> .
Other relevant information for the assessment	
Biology	<p>Apterae of <i>Pyrolachnus pyri</i> are dull yellow to dark brown, often dusted with wax, antennae and legs blackish (3.5–6.0 mm). Alatae have wings dark at their bases. Recorded from bark of branches of <i>Pyrus communis</i>, and from <i>Malus domestica</i> and <i>Eriobotrya japonica</i> as well (Ali Khan et al., 2017). It has been recorded from Iran, Bahrain, Pakistan, India, Nepal, Sri Lanka, Korea and China where it is one of the main pests feeding on pear trees completing six generations per year in Jingchuan district, Sichuan province (Blackman and Eastop, 1994). Holocyclic in China, where regular spring and autumn migrations, suggesting host alternation, were observed (Long & Chen 1988). Apparently anholocyclic elsewhere. In China, it overwinters as egg laid on the pear branches. Hatching of nymphs occurs from the last ten days of March to the second decade of April. In the adult stage, it reproduces parthenogenetically giving birth to a generation of viviparous female nymphs on pear trees. In the last ten days of April, when the mean temperature for ten days reaches 10°C, the aphid develops its wings and migrates to the mountains, at an altitude of 3,000–3,400 m, on <i>Populus szechuanica</i> or <i>Salix caprea</i>. After two-three generations carried out only by viviparous females, in the last ten days of August, winged forms appear and go back to pear trees.</p>

	Both male and female aphid do not appear until the second or the last 10 days of October, then the overwintering eggs are laid. The lifetime of adult averages 7–9 days. The preimaginal development includes five young instars, and the development of a generation needed about 30 days when the mean temperature of ten days was 18.9–19.1 °C. The average number of progeny/life time is 43.2 nymphs. The critical period for chemical control should fall in the last stage of incubation of the overwintering eggs or in the second ten days of October when both females and males appear. Predators recorded to feed on <i>Pyrolachnus pyri</i> were <i>Harmonia dimidiata</i> (F.), <i>Hippodamia variegata</i> (Goe.) and <i>Adalia tetraspilota</i> (Hope), <i>Chrysoperla</i> z. Sillemi E. and P, spiders and syrphid flies (Khan et al., 2017). <i>P. macroconus</i> Zhang, described from <i>Eriobotrya</i> in China (Zhang & Zhong 1982d) is closely related and possibly a synonym (http://www.aphidsonworldsplants.info/).	
Symptoms	Main type of symptoms	No data available, though species of this family produce abundant honeydew on which sooty moulds develop.
	Presence of asymptomatic plants	No data available.
Host plant range	The species is reported on <i>Pyrus communis</i> , <i>Malus domestica</i> and <i>Eriobotrya japonica</i> . Besides, <i>Populus szechuanica</i> and <i>Salix caprea</i> are secondary hosts.	
Reported evidence of impact	It is considered a major pest on pear in Asia (Blackman and Eastop, 1994).	
Pathways and evidence that the commodity is a pathway	The assessed commodities consist of grafted plants, rootstocks, budwood and scions. Since <i>Pyrolachnus pyri</i> was observed on <i>Malus domestica</i> (Apple) and <i>Prunus armeniaca</i> (Apricot), and because this species overwinters as eggs laid on the branches, <i>M. domestica</i> plants for planting can be considered a pathway.	
Surveillance information	No surveillance information is available for this species in Turkey.	

A.13.2. Possibility of pest presence in the nursery

A.13.2.1. Possibility of entry from the surrounding environment

If present in the surroundings, the pest can enter the nursery as Turkey is producing the *M. domestica* plants for planting outdoors. The pest could enter the nursery by active dispersal (flight) and passive dispersal (air currents or human assisted movements). The pest is reported on *M. domestica*, as well as on *Prunus armeniaca* and *Eriobotrya japonica* which can be also present in the surroundings of the nursery. No surveillance for *P. pyri* is performed in Turkey.

Uncertainties:

- No further data are available on the distribution of the pest or population densities in Turkey, other than Nigde province.

Taking into consideration the above evidence and uncertainties, the Panel considers that it is possible for the pest to enter the nursery.

A.13.2.2. Possibility of entry with new plants/seeds

The pest can be transported on host plants, particularly plants for planting and cut branches, as eggs, nymphs and adults can be found on plant branches.

Uncertainties:

- Uncertain if certified material is screened for this pest. Although the colonies and the symptoms may be easy to detect, the eggs can be overlooked because of their small size.

Taking into consideration the above evidence and uncertainties, the Panel considers it possible that the pest could enter the nursery.

A.13.2.3. Possibility of spread within the nursery

If the pest enters the nursery from the surroundings, it could spread either by adult flight, by human assisted or infested plant material movement.

Taking into consideration the above evidence, the Panel considers that the transfer of the pest within the nursery is possible.

A.13.3. Information from interceptions

There are no records of interceptions of *M. domestica* plants for planting from Turkey due to the presence of *P. pyri* between 1994 and March 2022 (EUROPHYT and TRACES-NT, online).

A.13.4. Evaluation of the risk mitigation options

In the table below, all risk mitigation measures currently applied in Turkey are listed and an indication of their effectiveness on *P. pyri* is provided. The description of the risk mitigation measures currently applied in Turkey is provided in Table 8.

No.	Risk mitigation measure (name)	Description	Effect on the pest	Evaluation and uncertainties
1	Certified material	The Ministerial experts and inspectors carry out the phytosanitary control on mother plants in spring, summer and autumn for harmful organisms, and the amount of propagation materials (grafted plants, budwoods, rootstocks, scions) that can be obtained from mother plants is determined. For the saplings, the phytosanitary control is also carried out at the same time, regarding harmful organisms specified in quarantine and plant passports, and certification regulations. If free from the harmful organisms, the Ministry issues certificates and labels for the propagation material to be taken from plants in the mother blocks. Certified seed or certified seedling is grafted with certified budwood in a certified nursery. Certificate and combined certification-passport labels are issued by the Ministerial Organization and sent to the producer for the saplings that meet the requirements in the Regulations.	Yes	Potential <i>P. pyri</i> infestations could be detected, though eggs might be overlooked. <u>Uncertainties:</u> The details of the certification process are not given (e.g. number of plants, intensity of surveys and inspections, etc.). Specific figures on the intensity of survey (sampling effort) are not provided.
2	Phytosanitary certificates and plant passport	Export nurseries must obtain special certification from Turkish Authorities before they begin producing plants for planting. Nurseries must notify technical staff members responsible for production to obtain this certificate, which is then used for registration in the plant passport system. The phytosanitary inspections are done macroscopically. However, if there are signs of disease in the plants or in the immediate vicinity,	Yes	The procedures applied could be effective in detecting <i>P. pyri</i> infestations though visual detection might fail to detect eggs. <u>Uncertainties:</u> Specific figures on the intensity of survey (sampling effort) are not provided.

No.	Risk mitigation measure (name)	Description	Effect on the pest	Evaluation and uncertainties
		the inspections are carried out by laboratory analysis. During the production period, official inspection is carried out. After the official approval that the sapling is free from the quarantine factor and true to type, its certificate-passport label is issued by the Ministry. The Phytosanitary Certificates/Re-Export Phytosanitary Certificates are issued in exportation of plants and plant products with respect to plant health. In issuing such certificates, the phytosanitary requirements of the importer country are taken into account, in compliance with the ISPM No: 7 and ISPM No: 12 rules.		
3	Cleaning and disinfection of facilities, tools and machinery	Tools are disinfested with chemical compounds containing 10% chlorine prior to using in sapling and mother plants	No	
4	Roguing and pruning	Applied in case of infections/ infestations.	Yes	It could be useful in removing infested plant parts.
5	Biological control and mechanical control	<i>Harmonia dimidiata</i> (F.), <i>Hippodamia variegata</i> (Goe.), and <i>Adalia tetraspilota</i> (Hope), <i>Chrysoperla</i> z. Sillemi E. & P, spiders and syrphid flies are reported preying on <i>P. pyri</i> in China. Nogall (biological control agent) is applied to protect against crown gall.	Yes	Natural enemies can play a role, though no data on species present and predation levels are available in Turkey
6	Pesticide application	The saplings are sprayed against aphids, thrips, whiteflies, red spider pests, black spot, powdery mildew, root rot diseases and, depending on the situation, to fight or protect against weeds. Before loading the plants on the trucks for transport, the roots of seedlings are sprayed with fungicide (Thiram).	Yes	Although no specific insecticides targeting this pest are mentioned in the dossier, the active ingredients used for other insects would be somewhat effective against the pest. <u>Uncertainties:</u> No details are given on which pesticides are applied from those listed in the Dossier on the pesticide application schedule and on the application methods.
7	Surveillance and monitoring	Necessary precautions are taken to ensure that there are no plants other than certified saplings in the production plot and application areas. Plants closer than 15 m from the plot are not usually available. Plants around the production areas are also annually inspected by the Ministry expert in terms of quarantine organisms. In the event that these plants are contaminated with harmful	Yes	It can be effective; however, specific figures on the intensity of survey (sampling effort) are not provided.

No.	Risk mitigation measure (name)	Description	Effect on the pest	Evaluation and uncertainties
		organisms subject to quarantine, these plants and saplings in this area are destroyed.		
8	Sampling and laboratory testing	For the identification of viruses, bacteria, fungi and nematodes in the seedlings to be exported, min. 5 max. 25 seedlings are randomly taken from the plantation in the nursery garden and sealed by the inspector and sent to the laboratory for analysis. Soil samples are taken for laboratory analysis in terms of quarantine organisms, particularly to check if it is free from nematodes. If it is found that the growing medium is free from nematodes, the production of saplings is started.	No	
9	Root Washing	Roots are washed in the washing areas, near the warehouses.	No	
10	Refrigeration	The temperature of the storage tanks is between 2°C and 4°C and the humidity is 85–95%. Transportation is made with refrigerated trucks with the same conditions.	Yes	Low temperatures can slow down its development but not kill the insect.
11	Pre-consignment inspection	Prior to export, planting material for which a Phytosanitary Certificate is to be issued shall be subjected to phytosanitary inspection. Only certified plants for planting may be exported. Phytosanitary inspectors are responsible for export controls, sampling and issuing certificates.	Yes	The procedures applied could be effective in detecting <i>P. pyri</i> infestations <u>Uncertainties:</u> Visual inspections may fail to detect the eggs. No specific figures on the intensity of survey (sampling effort) are provided.

A.13.5. Overall likelihood of pest freedom

A.13.5.1. Reasoning for a scenario which would lead to a reasonably low number of infested consignments

- Reported only in few provinces.
- *Malus* is not a preferred host.
- The species is anolycyclic on the host and does not migrate to another host.
- Honeydew and sooty moulds are visible as well as plants decay.
- Low number of eggs laid.
- Presence of natural enemies.
- Application of effective insecticides.
- The pest mainly stays on the plant trunk.
- Bundles are composed of 10 plants.
- Mainly young plants, e.g. rootstocks, are exported.

A.13.5.2. Reasoning for a scenario which would lead to a reasonably high number of infested consignments

- More widely spread in Turkey.
- Present in province of high apple production.
- *Malus*, is a preferred host.
- Other hosts are present.

- Eggs are difficult to detect, especially overwintering eggs.
- Possible misclassification.
- Insecticides not fully effective.
- No effective resident natural enemies.
- Life cycle not known in detail.
- Bundles are composed of 25 plants.
- Mainly older plants, e.g. grafted trees, are exported.

A.13.5.3. Reasoning for a central scenario equally likely to over- or underestimate the number of infested consignments (Median)

Due to the limited information available about pest presence and pressure in the nursery area, the panel considers lower values as likely as higher values.

A.13.5.4. Reasoning for the precision of the judgement describing the remaining uncertainties (1st and 3rd quartile/interquartile range)

The values reflect a high uncertainty due to the lack of information on pest pressure.

A.13.5.5. Elicitation outcomes of the assessment of the pest freedom for *Pyrolachnus pyri*

The following tables show the elicited and fitted values for pest infestation/infection (Table A.27) and pest freedom (Table A.28).

Table A.27: Elicited and fitted values of the uncertainty distribution of pest infestation by *Pyrolachnus pyri* per 10,000 bundles

Percentile	1%	2.5%	5%	10%	17%	25%	33%	50%	67%	75%	83%	90%	95%	97.5%	99%
Elicited values	0					8		15		25					40
EKE	0.414	0.939	1.75	3.29	5.28	7.73	10.2	15.5	21.3	24.7	28.5	32.2	35.7	38.1	40.1

The EKE results are the Weibull (1.1254,1.7753,0,43) distribution fitted with @Risk version 7.6.

Based on the numbers of estimated infested plants, the pest freedom was calculated (i.e. 10,000 – number of infested bundles per 10,000). The fitted values of the uncertainty distribution of the pest freedom are shown in Table A.28.

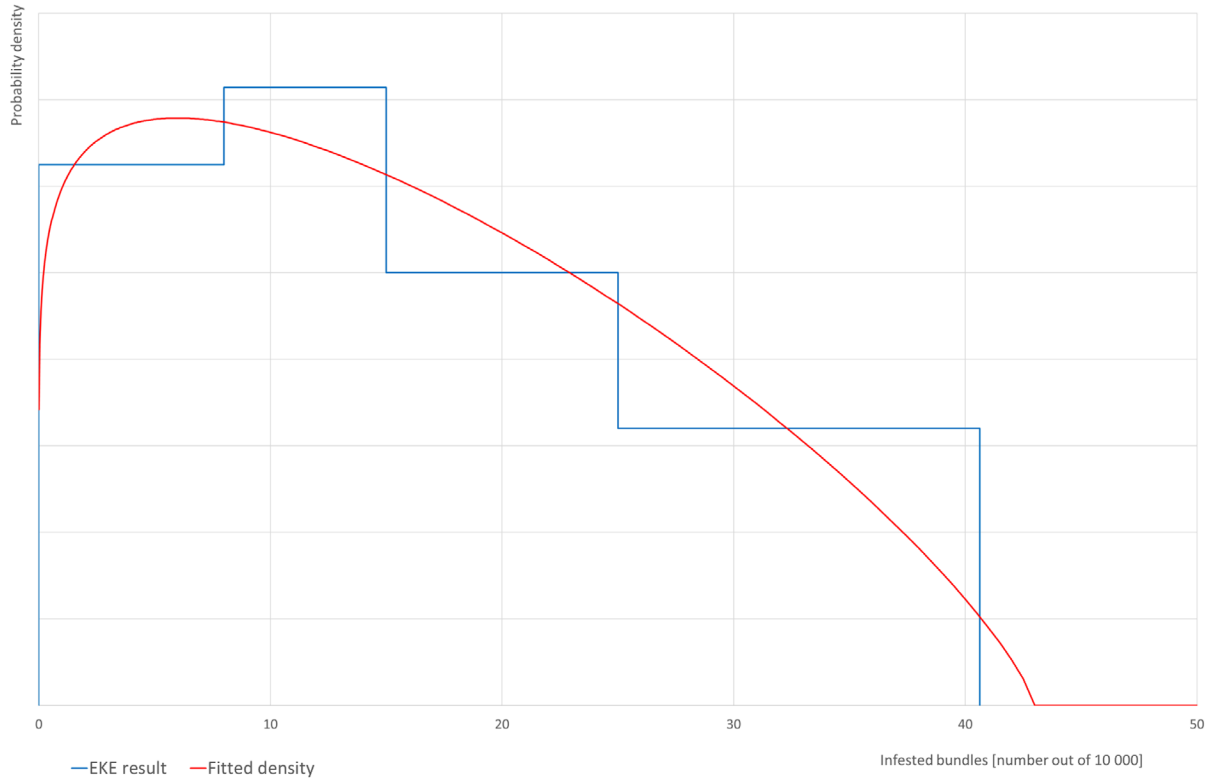
Table A.28: The uncertainty distribution of plants free of *Pyrolachnus pyri* per 10,000 bundles calculated by Table A.27

Percentile	1%	2.5%	5%	10%	17%	25%	33%	50%	67%	75%	83%	90%	95%	97.5%	99%
Values	9,960					9,975		9,985		9,992					10,000
EKE results	9959.9	9961.9	9964.3	9967.8	9971.5	9975.3	9978.7	9984.5	9989.8	9992.3	9994.7	9996.7	9998.2	9999.1	9999.6

The EKE results are the fitted values.

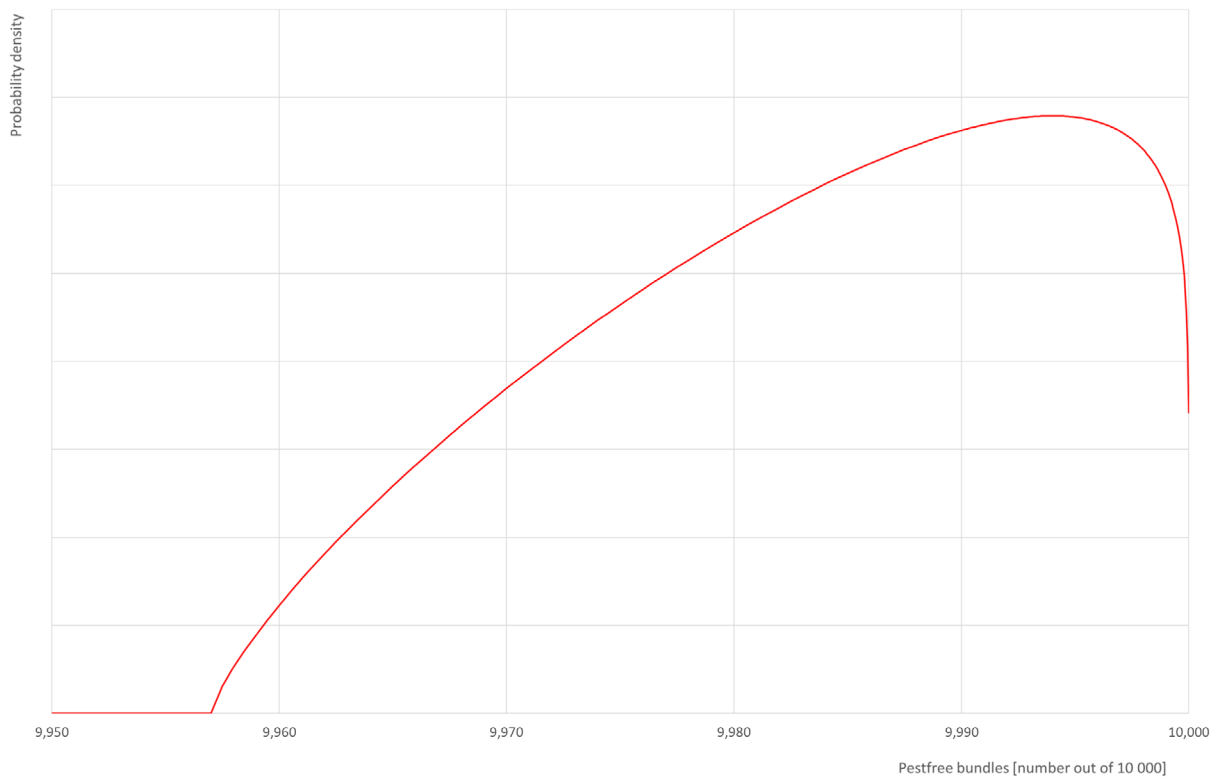
(a)

Pyrolachnus pyri, rooted plants



(b)

Pyrolachnus pyri, rooted plants



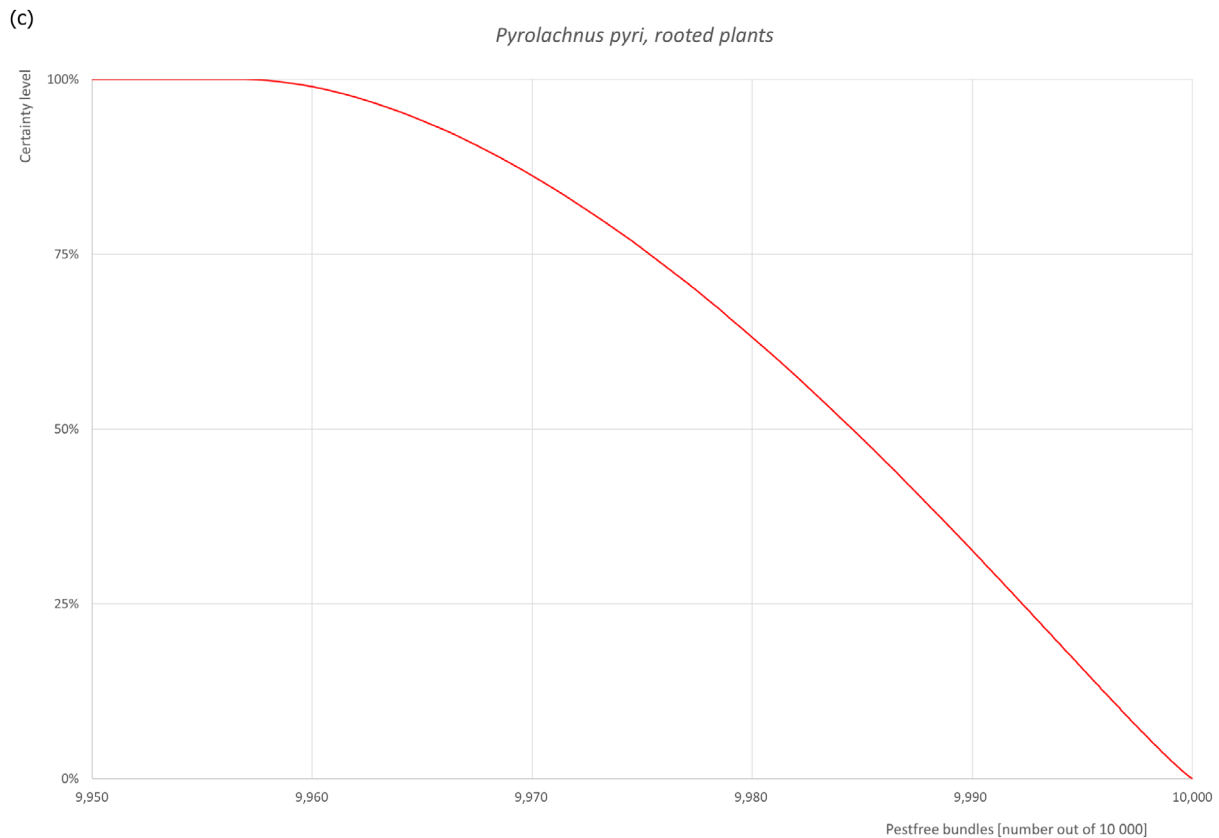


Figure A.13: (a) Comparison of judged values for the uncertainty distribution of pest infestation per 10,000 bundles (histogram in blue) and fitted distribution (red line); (b) density function to describe the uncertainties of the likelihood of pest freedom; (c) descending distribution function of the likelihood of pest freedom

A.13.6. Reference list

- Aphids on World Plants. Available online: http://www.aphidsonworldsplants.info/d_APHIDS_P.htm#Pyrolachnus
- Ghosh AK, 1974. New species and new records of aphids (Homoptera: Aphididae) from Northeast India. *Oriental Insects* 8, 161–175.
- Gorur G, 2004. Aphid (Homoptera: Aphididae) species on pome fruit trees in Nigde Province of Turkey. *Turkiye Entomoloji Dergisi*, 28, 21–26.
- Khan A, Shah M and Riyaz S, 2017. Records of aphid and their natural enemies in agro-ecosystem with special reference to horticultural ecosystem of Kashmir. *Journal of Entomology and Zoology Studies* 5, 189–203.
- Yamamoto T, Hattori M and Itino T, 2020. Seasonal Migration in the Aphid Genus *Stomaphis* (Hemiptera: Aphididae): Discovery of Host Alternation Between Woody Plants in Subfamily Lachninae. *Journal of Insect Science* 20, 1–10.

A.14. Tomato ringspot virus (ToRSV)

A.14.1. Organism information

Taxonomic information	Current valid scientific name: Tomato ringspot virus
	Synonyms: ToRSV, Tomato ringspot, <i>Tomato ringspot nepovirus</i> .
	Name used in the EU legislation: <i>Tomato ringspot virus</i> [ToRSV]
	Category: Virus
	Order: <i>Picornavirales</i>
	Family: <i>Secoviridae</i>
	Common name: ringspot of tomato, union necrosis of apple, chlorosis mosaic of raspberry, chlorosis of pelargonium, stem pitting of prunus, yellow vein of grapevine.
	Name used in the Dossier: Tomato ringspot virus (ToRSV)

Group	Virus and Viroids
EPPO code	ToRSV0
Regulated status	ToRSV is listed as EU Quarantine pest (Annex II, Part A of Commission Implementing Regulation (EU) 2019/2072); Pests not known to occur in the EU Union territory (2019). Quarantine pest: Morocco (2018), Tunisia (2012), Canada (2019), Mexico (2018), Israel (2009), Moldova (2017), Norway (2012). A1 list: Egypt (2018), Argentina (2019), Brazil (2018), Paraguay (1995), Uruguay (1995), Bahrain (2003), China (1993), Kazakhstan (2017), Georgia (2018), Ukraine (2019), APPPC (1993). A2 list: Jordan (2013), Russia (2014), Turkey (2016), EAEU (2016), EPPO (1975)
Pest status in Turkey	Present, restricted distribution (EPPO, 2010) or few occurrences (CABI, 2015). According to the additional information provided by Turkey, ToRSV has been reported on cultivated plants in four (Hakkari, Mugla, Hatay and west Anatolia) regions.
Pest status in the EU	Present, no details (France, Lithuania, Poland). Few occurrences (Croatia). Transient under eradication (Germany and Netherlands) (EPPO, Online).
Host status on <i>Malus domestica</i>	<i>Malus domestica</i> is reported as a host for ToRSV in the EPPO Global Database (EPPO, Online).
PRA information	Scientific Opinion on the pest categorisation of non-EU viruses and viroids of Cydonia Mill., Malus Mill. and Pyrus L. (EFSA PLH Panel, 2019). Rapid Pest Risk Analysis for ToRSV in UK (EPPO, 2017).

Other relevant information for the assessment

Biology	ToRSV is a bipartite positive-sense RNA virus with isometric particles in <i>Secoviridae</i> family, <i>Nepovirus</i> genus (Sanfaçon et al., 2006). ToRSV has a wide range of hosts, infecting primarily perennial plants such as tomato, tobacco, cucumber, pepper, peach, apple, grape, cherry, strawberry, raspberry, plum, geranium, walnut and ornamental plants (Stace-Smith, 1984). Experimentally, its host diversity is also very high and about 35 families are susceptible to this virus (Zindovic et al., 2014). The most common symptom of ToRSV infection is the presence of annular spots on the leaves. ToRSV is transmitted in several ways, such as sap inoculation (under experimental conditions), seeds, vegetative propagation, pollen and different species of <i>Xiphinema</i> (Bitterlin et al., 1987; Pinkerton et al., 2008).	
Symptoms	Main type of symptoms	ToRSV mostly does not cause striking symptoms, and symptom expression varies according to the plant species, virus isolate, the age of the plant at the time of infection and environmental conditions. In general, infected plants show typical symptoms as a shock reaction. Plants can be seen as pale yellow and showing pale green spots on the leaves that develop along the major side veins, causing systemic chlorotic or necrotic ring stains, as well as deformation of the fruit growth. Chronically infected plants usually exhibit no obvious symptoms but show a general decline in productivity (Stace-smith, 1984; Gonsalves, 1988; EPPO, 2013). Major diseases caused by ToRSV on fruit crops include vein yellowing in grapevines, and yellow bud mosaic in peach and almond which cause pale-green to pale-yellow blotches to develop along the main vein or large lateral veins of leaves (EPPO, 2005). In apple plants, ToRSV causes a delay in foliation, the leaves are small and sparse, showing a vein yellowing and pale green colour. Terminal shoot growth is reduced, the stem internodes are short. And commonly, there is a partial or complete separation of the graft union on severely affected trees (EPPO, 2013).
	Presence of asymptomatic plants	In certain cases, ToRSV disease could be asymptomatic.

	Confusion with other pathogens/pests	Note that geographical distribution, natural host range and vector relations of ToRSV are closely parallel to Tobacco ringspot virus (TRSV) (EPPO/CABI, 1996).
Host plant range	In nature, ToRSV occurs mostly in vegetable and perennial crops, including ornamental and woody plants, such as <i>Lycopersicon esculentum</i> Mill. (tomato), <i>Cucumis sativus</i> (cucumber), <i>Nicotiana tabacum</i> (tobacco), <i>Solanum tuberosum</i> (potato), <i>Vitis vinifera</i> (grapevine), <i>Vaccinium corymbosum</i> (blueberry), <i>Fragaria vesca</i> (strawberry), <i>Pelargonium domesticum</i> (geranium), raspberry (<i>Rubus idaeus</i>), <i>Rubus fruticosus</i> , <i>Rubus</i> sp. (blackberry), <i>Malus</i> sp. (apple), <i>Hosta</i> sp., <i>Aquilegia vulgaris</i> , <i>Delphinium</i> sp., <i>Fragaria ananassa</i> , <i>Fraxina americana</i> , <i>Gladiolus</i> sp., <i>Heleborus foetidus</i> , <i>Hydrangea macrophylla</i> , <i>Iris</i> sp., <i>Punica granatum</i> , <i>Phaseolus vulgaris</i> , <i>Prunus persica</i> , <i>Prunus</i> sp., <i>Rosa</i> sp., <i>Trifolium</i> sp., <i>Vigna unguiculate</i> , <i>Viola cornuta</i> (Samuitiené and Navalinskiené, 2001; Sanfaçon et al., 2006; EPPO, 2013). Additionally, other uncultivated hosts, such as <i>Taraxacum officinale</i> , <i>Rumex acetosella</i> , <i>Stellaria</i> spp., among other 21 species can be infected by ToRSV (Mountain et al., 1983; Powell et al., 1984).	
Reported evidence of impact	Not relevant, ToRSV is listed as EU Quarantine pest (Annex II, Part A of Commission Implementing Regulation (EU) 2019/2072).	
Pathways and evidence that the commodity is a pathway	Plants for planting of <i>Malus</i> , <i>Pelargonium</i> , <i>Prunus</i> and <i>Rubus</i> are potential host commodities for ToRSV (EPPO, online). Thus, plants for planting coming from a country where ToRSV occurs can be the main pathway of entry (EFSA PLH Panel, 2013).	
Surveillance information	<p>According to the EPPO and CABI, ToRSV has a restricted presence in Turkey, with few occurrences, based on information dated on 2010 and 2015 (EPPO/CABI, online). This is in accordance with the information provided by the Ministry of Agriculture and Forestry (MAF) of Turkey in the requested additional information (Dossier section 3), where ToRSV has been reported on different cultivated plants in four Turkish regions. In particular, ToRSV was detected on tomato, pepper, cucumber and grapevine symptomatic samples in Hakkari province in 2014 and 2015 (Akdura and Şevik, 2021), also on tomato, pepper and cucumber in Muğla (Fidan, 1995), including strawberry in Aegean region (Yeşilçöllü et al., 2011; Yorgancı and Sekin, 1984), on blackberry in Hatay (Sertkaya 2010) and on almond nursery trees in west Anatolia (Azeri and Çiçek, 1997).</p> <p>To date, ToRSV has not been detected on apple in Turkey.</p> <p>ToRSV is included in Annex-1/B list of the Regulation on Plant Quarantine, there is official sampling strategy for the detection of ToRSV, which information is provided in 'Regulation on Plant Quarantine' and 'Plant Quarantine Sampling Instruction by Republic of Turkey Ministry of Agriculture and Forestry General Directorate of Food and Control' (Anonymous, 2014; Anonymous, 2019). The inspection and monitoring are performed according to the information provided in 'Instruction for Phytosanitary Standards in Production Materials of Fruit and Grapevine (Anonymous, 2006). From the information provided by the MAF of Turkey in the requested additional information (Dossier section 3) and also provided in the apple technical report, for the identification of ToRSV in the seedlings to be exported, among 5 and 25 seedlings are randomly taken from the plantation in the nursery and sealed by the inspector, and then, sent to the laboratory for analysis (Anonymous, 2014). The seedlings in the production area are examined macroscopically aspect pests. In case of suspected the virus detection, samples are taken again for analysis. It is sent to the laboratory for diagnosis. When the seedlings are exported in a different province, they are transported to the export point by plant passport. At the control stage, the plant passport is given to the inspector. Once all processes have been completed, the EU have requested that 'Consignment complies with points 3 a, 3 b 4 a, 45, 46 a (i), 46 b of Annex VII of Commission Implementing Regulation (EU) 2019/2072. That no symptoms of diseases caused by non-European viruses been observed on the plants at the place of production since the beginning of the last complete cycle of vegetation. The plants have been: (i) Officially certified under a certification scheme requiring them to be derived in direct line from material which has been maintained under appropriate conditions and subjected to official testing for at least Tomato ringspot virus using appropriate indicators or equivalent methods and has been found free, in these tests, from those pests. (b) No symptoms of diseases caused by Tomato ringspot virus have been observed on plants at the place of production, or on susceptible plants in its immediate vicinity, since the beginning of the last complete cycle of vegetation (Anonymous, 2019).</p>	

A.14.2. Possibility of pest presence in the nursery

A.14.2.1. Possibility of entry from the surrounding environment

ToRSV has a wide natural host range. Its occurrence in Turkey is restricted to four provinces/regions, where ToRSV has been found in some cultivated plant species. The production area of Izmir is placed in Aegean region, where ToRSV was detected in tomato, pepper, cucumber and strawberry (Fidan, 1995; Yeşilçöllü et al., 2011; Yorganci and Sekin, 1984). There is no specific information on the cultivated and non-cultivated plant species in the nursery surroundings. According to the additional information requested to the Turkish MAF, the production area is surrounded by wire or stone wall or left empty, and also, there is a set of standard precautions to ensure that no plants other than certified saplings are present in the production plot and application areas. Weeds are controlled and wild plants around the production areas are also annually inspected by the Ministry expert in terms of quarantine organisms.

The dispersal range of ToRSV infection by natural processes appear to be constrained, as ToRSV is apparently limited to nematode transmission, in particular to the nematode-vector species of the *Xiphinema americanum* group, which appears appear not to be established in Turkey. While ToRSV is primarily soil-borne, seed transmission have been also reported in a range of test species (soybean, strawberry, raspberry and pelargonium) and pollen transmission in pelargonium (Kahn, 1956; Mellor and Stace-Smith, 1963; Braun and Keplinger, 1973; Scarborough and Smith, 1977), with unknown factors associated with its transmission. ToRSV has not been detected in apple trees in Turkey.

Uncertainties:

- There is a lack of information about the particular plant species in the surrounding of nurseries.
- It is unclear the extent of seed and pollen transmission in apple trees.
- It is unknown whether there are other mechanisms of spread.

Taking into consideration the above evidence and uncertainties, the Panel considers that the possibility of entry into the nursery infecting apple plants from surrounding orchards may be unlikely.

A.14.2.2. Possibility of entry with new plants/seeds

Only certified class plant material is used at the production areas, and quarantine practices are carried out in accordance with the 'Seedling Certification Regulation' and 'Regulation on the Registration of Plant Passports and Operators'. ToRSV disease can be symptomless, but usually apple trees show a symptom expression that would be easy to visualise during the surveys (Stace-smith, 1984; Gonsalves, 1988; EPPO, 2013). ToRSV is capable of establishing via seed/pollen transmission in soybean, strawberry, raspberry and pelargonium plants (Kahn, 1956; Mellor and Stace-Smith, 1963; Braun and Keplinger, 1973; Scarborough and Smith, 1977).

Uncertainties:

- There is a lack of information related to the virus-free material certification, including the presence and sanitary status of alternative plant species for ToRSV that are grown in the nursery.
- It is unclear to what extent the detection and sampling strategies are effective to detect asymptomatic infections.
- It is unclear the extent of seed and pollen transmission in apple trees and mother plants.

Taking into consideration the above evidence and uncertainties, the Panel considers that the possibility of entry with other cultivated plants and ornamental material must be considered.

A.14.2.3. Possibility of spread within the nursery

According to the additional information requested to the Turkish MAF, apple fruit-tree propagating materials are produced under the certification scheme in nurseries (Anonymous, 2010), and the apple plants are monitored and inspected during the vegetation period. ToRSV is readily transmissible by inoculation of sap in laboratory conditions (Stace-Smith, 1984). ToRSV could be transmitted via clonal propagation of infected mother plants. Grafting and seed transmission has not been investigated in apple trees.

Uncertainties:

- It is unknown whether ToRSV could be transmitted by grafting and pruning processes.

Taking into consideration the above evidence and uncertainties, the Panel considers that the spread of the pathogen within the nursery is very unlikely.

A.14.3. Information from interceptions

There are no records of interceptions of *M. domestica* plants for planting from Turkey due to the presence of ToRSV between 1994 and March 2022 (EUROPHYT and TRACES-NT, online).

A.14.4. Evaluation of the risk reduction options

In the table below, all risk mitigation measures currently applied in Turkey are listed and an indication of their effectiveness on ToRSV is provided. The description of the risk mitigation measures currently applied in Turkey is provided in Table 6.

No.	Risk mitigation measure	Implementation in Turkey	Effect on pest	Evaluation and uncertainties
1	Certified material	<p>The Ministerial experts and inspectors carry out the phytosanitary control on mother plants in spring, summer and autumn for harmful organisms, and the amount of propagation materials (buds, budwoods, rootstocks, scions, etc.) that can be obtained from mother plants is determined. For the saplings, the phytosanitary control is also carried out at the same time, regarding harmful organisms specified in quarantine and plant passports, and certification regulations.</p> <p>Certified seed or certified seedling is grafted with certified budwood in a certified nursery. If free from the harmful organisms, the Ministry issues certificates and labels for the propagation material to be taken from plants in the mother blocks.</p>	Yes	<p>Practices for inspections and detections are applied according to the Turkish regulations and guidelines.</p> <p><u>Uncertainties:</u></p> <ul style="list-style-type: none"> • There is a lack of details for the certification process, such as survey protocols and laboratory methodologies for virus detection.
2	Phytosanitary certificates and plant passport	<p>Export nurseries must obtain special certification from Turkish Authorities before they begin producing plants for planting.</p> <p>Nurseries must notify technical staff members responsible for production to obtain this certificate, which is then used for registration in the plant passport system.</p> <p>The phytosanitary inspections are done macroscopically. However, if there are signs of disease in the plants or in the immediate vicinity, the inspections are carried out by laboratory analysis.</p> <p>During the production period, official inspection is carried out.</p>	Yes	<p>The certificates relate to the compliance of material specified by the Turkish Authorities.</p> <p><u>Uncertainties:</u></p> <p>Specific figures on the intensity of survey (sampling effort) are not provided.</p> <p>There is a lack of details for the certification process, in addition to the surveillance and monitoring during production cycle.</p>

No.	Risk mitigation measure	Implementation in Turkey	Effect on pest	Evaluation and uncertainties
		<p>After the official approval that the sapling is free from the quarantine factor and true to type, its certificate-passport label is issued by the Ministry.</p> <p>The Phytosanitary Certificates/Re-Export Phytosanitary Certificates are issued in exportation of plants and plant products with respect to plant health. In issuing such certificates, the phytosanitary requirements of the importer country are taken into account, in compliance with the ISPM No: 7 and ISPM No: 12 rules.</p>		
3	Cleaning and disinfection of facilities, tools and machinery	Tools are disinfested with chemical compounds containing 10% chlorine prior to using in sapling and mother plants	No	
4	Rouging and pruning	Applied in case of infections/infestations.	Yes	<p>Identifying and removing suspicious plants could be effective to prevent viral infections.</p> <p>Uncertainties: The presence of latent infections.</p>
5	Biological and mechanical control	<p>'Nogall' is applied to protect against crown gall.</p> <p>Weeds are controlled mechanically in the nurseries and in the surrounding areas.</p>	Yes	Weeds control has benefit to prevent and reduce the source of viral inoculum.
6	Pesticide application	<p>The saplings are sprayed against aphids, thrips, whiteflies, red spider mites, black spot, powdery mildew, root rot diseases and, depending on the situation, to fight or protect against weeds.</p> <p>Before loading the plants on the trucks for transport, the roots of seedlings are sprayed with fungicide (Thiram).</p>	No	
7	Surveillance and monitoring	<p>Both processes are conducted according to Turkish phytosanitary regulations.</p> <p>Necessary precautions are taken to ensure that there are no plants other than certified saplings in the production plot and application areas. Plants within and around the production areas are annually inspected to check the presence of quarantine organisms. Visual inspection at least once or twice a year during production or during uprooting of the plants. Visual inspection can be supported by the use of microscope or laboratory analysis if pests are suspected to be present.</p>	Yes	<p>Visual inspections may be effective to prevent viral infections.</p> <p>Uncertainties: It is unclear the effectivity of visual inspections to detect early infections, including the presence of latent infections.</p>

No.	Risk mitigation measure	Implementation in Turkey	Effect on pest	Evaluation and uncertainties
		In the event that these plants are infected/infested with harmful organisms subject to quarantine, these plants are destroyed.		
8	Sampling and laboratory testing	<p>For the identification of viruses, bacteria, fungi and nematodes in the plants to be exported, min. 5 max. 25 seedlings are randomly taken from the plantation in the nursery garden and sealed by the inspector and sent to the laboratory for analysis.</p> <p>Soil samples are taken for laboratory analysis in terms of quarantine organisms, particularly to check if it is free from nematodes. If it is found that the growing medium is free from nematodes, the production of saplings is started.</p>	Yes	<p>Laboratory analysis is convenient, and there is a monitoring of seedlings (5–25) randomly selected.</p> <p><u>Uncertainties:</u> There is a lack of details for the analysis methodology and it is uncertain to what extent the inspection of this number of plants is effective to detect infected plants.</p>
9	Root washing	Roots are washed to remove the soil.	No	
10	Refrigeration	The temperature of the storage tanks is between 2°C and 4°C and the humidity is 85–95%. Transportation is made with refrigerated trucks with the same conditions.	Yes	Not relevant, but low temperatures may ameliorate the multiplication of the virus, but will not eliminate it.
11	Pre-consignment inspection	Prior to export, planting material for which a Phytosanitary Certificate is to be issued shall be subjected to phytosanitary inspection. Only certified plants for planting may be exported. Phytosanitary inspectors are responsible for export controls, sampling and issuing certificates.	Yes	<p>The inspection and provision of certified material are appropriated.</p> <p><u>Uncertainties:</u> There is a lack of details for the phytosanitary inspections at this stage.</p>

A.14.5. Overall likelihood of pest freedom

A.14.5.1. Reasoning for a scenario which would lead to a reasonably low number of infested consignments

- Registration and certification of propagation material ensure virus-free production.
- Most of nurseries are placed in areas where the virus has not been reported.
- ToRSV has not been reported in apple.
- Nematode vectors are the only efficient way to get within the nurseries, and they are absent in the production areas.
- No other vectors, human activities or plant material may spread the virus.
- Visual inspections are under official regulation, and virus symptoms seem easy to detect in diseased plants.

A.14.5.2. Reasoning for a scenario which would lead to a reasonably high number of infested consignments

- The adherence to registration and certification criteria of propagation material for this pest is inappropriate and may increase the risk of entry.

- Unidentified virus outbreaks are present in the surrounding of *Malus* production areas or the nurseries are places in areas close to places where the ToRSV is present.
- Nematode vectors may be unidentified and present in the production areas.
- Pest can enter by unknown vectors, or human activities or related plant material.
- Visual inspection will not detect early stages of infections or asymptomatic plants.

A.14.5.3. Reasoning for a central scenario equally likely to over- or underestimate the number of infested consignments (median)

- ToRSV has been reported in other plant host species from one region (Izmir) where apple is produced.
- The presence of the primary vectors is very unlikely.
- Introduction of the virus from the surrounding areas or from propagation material within the nurseries is very unlikely.

A.14.5.4. Reasoning for the precision of the judgement describing the remaining uncertainties (1st and 3rd quartile/interquartile range)

- Transmission efficiency by other potential nematode vectors species is not well documented.
- Status of the virus in the surrounding areas is unknown.

A.14.5.5. Elicitation outcomes of the assessment of the pest freedom for tomato ringspot virus

The following tables show the elicited and fitted values for pest infestation (Table A.29) and pest freedom (Table A.30).

Table A.29: Elicited and fitted values of the uncertainty distribution of pest infestation by tomato ringspot virus per 10,000 bundles of rooted plants

Percentile	1%	2.5%	5%	10%	17%	25%	33%	50%	67%	75%	83%	90%	95%	97.5%	99%
Elicited values	0					2		4		6					10
EKE	0.147	0.306	0.535	0.944	1.45	2.05	2.65	3.90	5.29	6.08	7.00	7.92	8.82	9.46	10.0

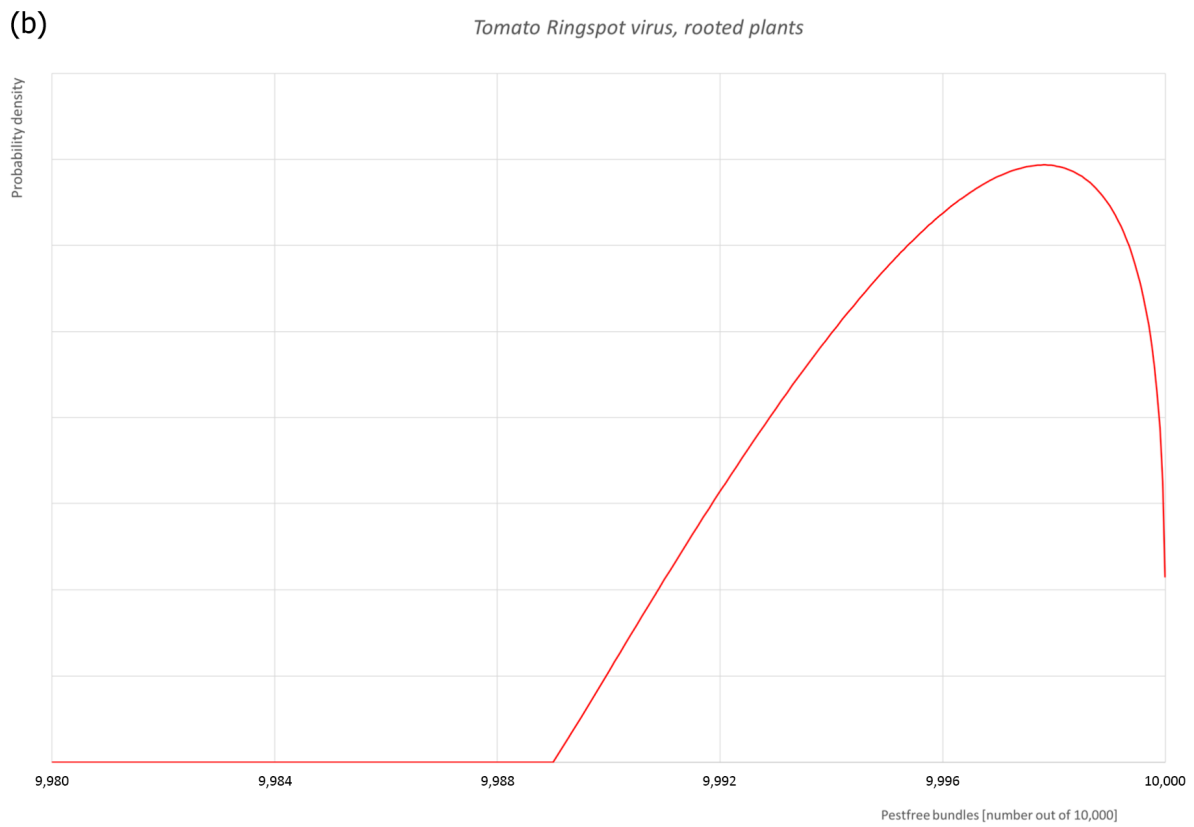
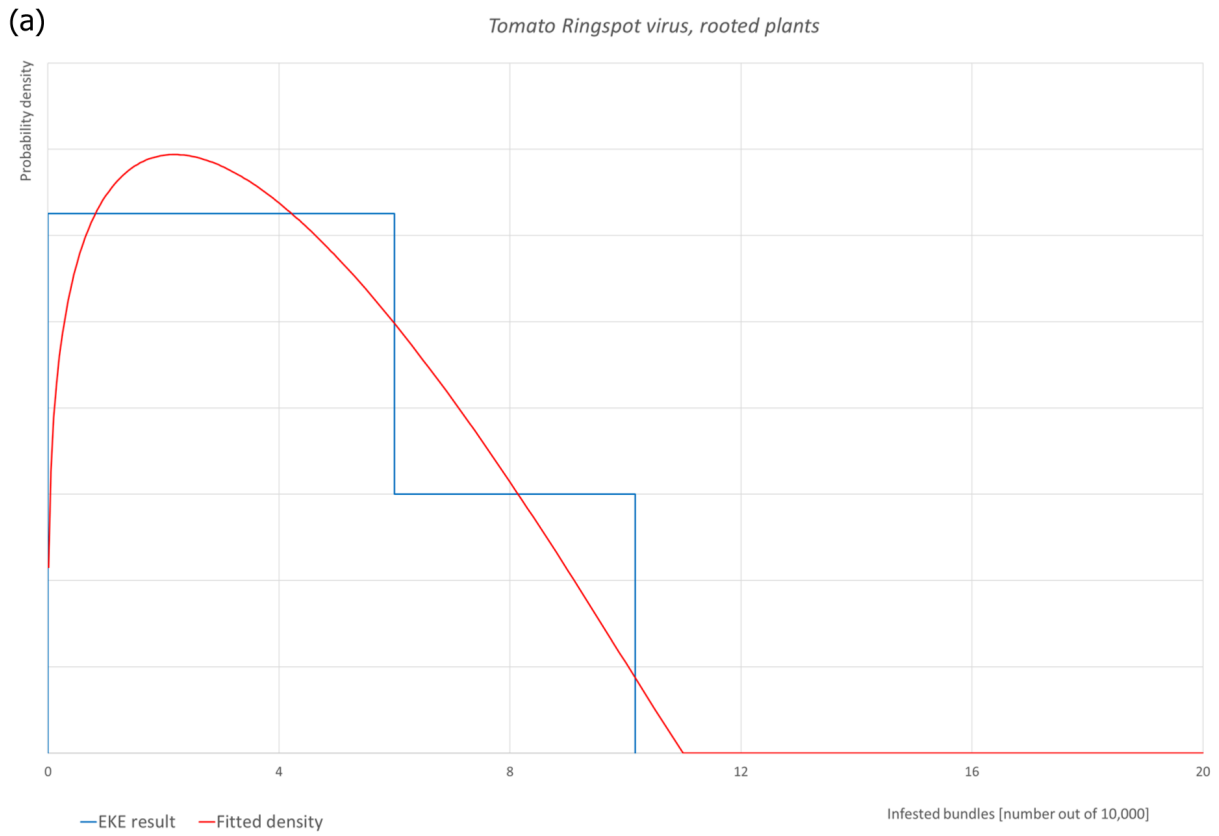
The EKE results are the *BetaGeneral* (1.2604, 2.0485, 0, 11) distribution fitted with @Risk version 7.6.

Based on the numbers of estimated infested bundles, the pest freedom was calculated (i.e. = 10,000 – number of infested bundles per 10,000). The fitted values of the uncertainty distribution of the pest freedom are shown in Table A.30.

Table A.30: The uncertainty distribution of plants free of tomato ringspot virus per 10,000 bundles of rooted plants calculated by Table A.29

Percentile	1%	2.5%	5%	10%	17%	25%	33%	50%	67%	75%	83%	90%	95%	97.5%	99%
Values	9,990					9,994		9,996		9,998					10,000
EKE results	9,990	9,991	9,991	9,992	9,993	9,994	9,995	9,996	9,997	9,998	9,999	9999.1	9999.5	9999.7	9999.9

The EKE results are the fitted values.



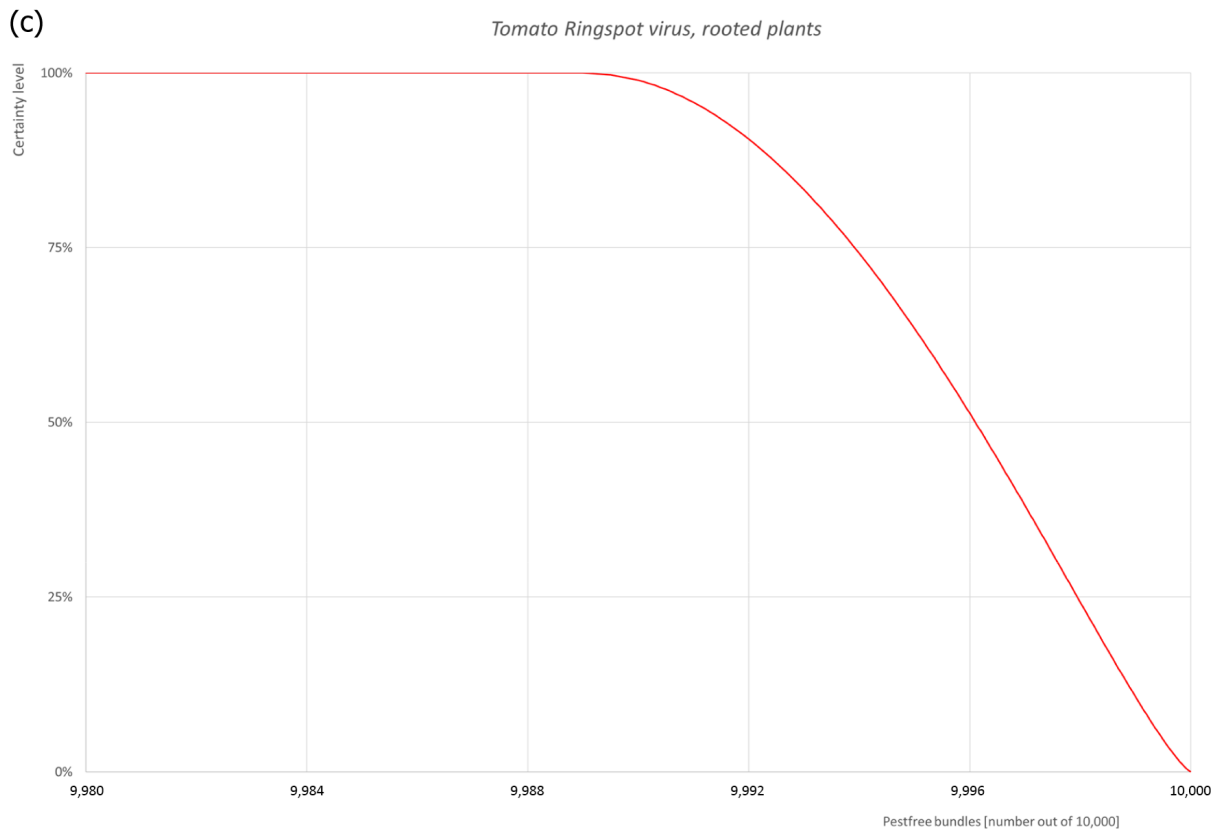


Figure A.14: (a) Elicited uncertainty of pest infestation per 10,000 bundles (histogram in blue—vertical blue line indicates the elicited percentile in the following order: 1%, 25%, 50%, 75%, 99%) and distributional fit (red line); (b) uncertainty of the proportion of pest-free bundles per 10,000 (i.e. = 1 – pest infestation proportion expressed as percentage); (c) descending uncertainty distribution function of pest infestation per 10,000 plants

A.14.6. Reference list

- Abou-Awad BA, Afia SI and Al-Azzazy MM, 2011. The life-history and bionomics of the apple rust mite *Calepitrimerus baileyi* (Acari: Eriophyidae). *Acarines: Journal of the Egyptian Society of Acarology*, 5, 57–63.
- Alaoglu Ö, 1984. Studies on the systematics and their relation to hosts of eriophyid mites (Acarina: Actinedida) on some plants in Erzurum and Erzincan regions, in Turkey. University of Atatürk. *Journal of Agricultural Faculty, OMU*, 15, 1–16.
- Yanar D and Ecevit O, 2005. Plant injurious and predatory mite species in apple (*Malus communis* L.) orchards in Tokat Province. *Journal of Agricultural Faculty, OMU*, 20, 18–23.
- Amrine JW, Stasny TAH and Flechtman CHW, 2003. Revised Keys to World Genera of Eriophyoidea (Acari: Prostigmata). Indira Publishing House, West Bloomfield, USA. pp. iv+244.
- Attiah HH, 1970. New records of eriophyid mites from Egypt (Acarina). *Bulletin of the Entomological Society of Egypt*, 54, 43–47.
- Baker EW, Kono T, Amrine JW, Delfinado-Baker M. and Stasny TA, 1996. *Eriophyid Mites of the United States*. Indira Publishing House, West Bloomfield, USA. pp. ix + 394.
- Beaulieu F and Knee W, 2014. Plant-feeding Mites of the Canadian Prairies. *Arthropods of Canadian Grasslands*, 3.
- Creelman IS, 1971. Insects of special interest. *The Canadian Agricultural Insect Pest Review*, 49, 1–2.
- De Lillo E and Amrine JW, 1998. Eriophyoidea (Acari) on a Computer Database. *Entomologica (Bari)*, 32, 2–7.
- Denizhan E, 2011. Eriophyid mites (Acari: Eriophyidae) from Turkey. *Zoosymposia*, 6, 51–55.
- Denizhan E and Çobanoğlu S, 2010. Eriophyid mites (Acari: Prostigmata: Eriophyoidea) in Van Lake Basin from Turkey. *International Journal of Acarology*, 36, 503–510. <https://doi.org/10.1080/01647954.2010.491486>
- Denizhan E, 2018. Eriophyid mites (Acari: Eriophyoidea) on fruit trees in yalova, turkey. *Yuzuncu Yil University Journal of Agricultural Sciences*, 28, 285–288. <https://doi.org/10.29133/yyutbd.398096>

- FAUNA EUROPEA. Available online: https://fauna-eu.org/cdm_dataportal/taxon/32a7d368-eb69-406b-a22c-8667965c3a54#distribution
- Jeppson LR, Keifer HH and Baker EW, 1975. Mites injurious to economic plants. Berkeley: University of California Press. pp. 614.
- Keifer HH, 1938. Eriophyid studies II. The Bulletin Department of Agriculture State of California, 27, 301–323.
- Momen FM and Lamlo M, 2021. Life history traits and demographic parameters of *Typhlodromus transvaalensis* reared on three eriophyid species (Acari: Phytoseiidae: Eriophyidae). International Journal of Acarology, 47, 346–351. <https://doi.org/10.1080/01647954.2021.1912176>
- Ripka G, 2010. A new *Calepitrimerus* species and new gall mite records from Hungary (Acari: Prostigmata: Eriophyoidea). Acta Phytopathologica et Entomologica Hungarica, 45, 383–389. <https://doi.org/10.1556/APhyt.45.2010.2.16>

Appendix B – Web of Science All Databases Search String

In the table below, the search string used in Web of Science is reported. In total, 184 papers were retrieved. Titles and abstracts were screened, and 13 pests were added to the list of pests (see Appendix D).

Web of Science All databases	<p>TOPIC: ("Malus domestica" OR "M. Domestica" OR "apple tree\$")</p> <p>AND</p> <p>TOPIC: ("pathogen* OR pathogenic bacteria OR fung* OR oomycet* OR myce* OR bacteri* OR virus* OR viroid* OR insect\$ OR mite\$ OR phytoplasm* OR arthropod* OR nematod* OR disease\$ OR infecti* OR damag* OR symptom* OR pest\$ OR vector OR hostplant\$ OR "host plant\$" OR host OR "root lesion\$" OR decline\$ OR infestation\$ OR damage\$ OR symptom\$ OR dieback* OR "die back*" OR malaise OR aphid\$ OR curculio OR thrip\$ OR cicad\$ OR miner\$ OR borer\$ OR weevil\$ OR "plant bug\$" OR spittlebug\$ OR moth\$ OR mealybug\$ OR cutworm\$ OR pillbug\$ OR "root feeder\$" OR caterpillar\$ OR "foliar feeder\$" OR virosis OR viruses OR blight\$ OR wilt\$ OR wilted OR canker OR scab\$ OR rot OR rots OR "rotten" OR "damping off" OR "damping-off" OR blister\$ OR smut OR "mould" OR "mold" OR "damping syndrome\$" OR mildew OR scald\$ OR "root knot" OR "root-knot" OR rootkit OR cyst\$ OR "dagger" OR "plant parasitic" OR "parasitic plant" OR "plant\$parasitic" OR "root feeding" OR "root \$feeding")</p> <p>NOT</p> <p>TOPIC: ("heavy metal\$" OR "pollut*" OR "weather" OR "propert*" OR probes OR "spectr*" OR "antioxidant\$" OR "transformation" OR musca OR RNA OR "musca domestica" OR peel OR resistance OR gene OR DNA OR "Secondary plant metabolite\$" OR metabolite\$ OR Catechin OR "Epicatechin" OR "Rutin" OR "Phloridzin" OR "Chlorogenic acid" OR "Caffeic acid" OR "Phenolic compounds" OR "Quality" OR "Appearance" OR Postharvest OR Antibacterial OR Abiotic OR Storage OR Pollin* OR Ethylene OR Thinning OR fertil* OR Mulching OR Nutrient\$ OR Pruning OR "human virus" OR "animal disease\$" OR "plant extracts" OR "immunological" OR "purified fraction" OR "traditional medicine" OR "medicine" OR mammal\$ OR bird\$ OR "human disease\$")</p> <p>NOT</p> <p>TOPIC: ("Abortiporus biennis" OR "Acetobacter aceti" OR "Acetobacter pasteurianus" OR "Acetobacter persici" OR "Acleris comariana" OR "Acleris fimbriana" OR "Acleris minuta" OR "Acleris rhombana" OR "Acleris sparsana" OR "Acremonium mali" OR "Acremonium sclerotigenum" OR "Acremonium sp." OR "Acronicta psi" OR "Acronicta rumicis" OR "Aculus malivagrans" OR "Aculus malus" OR "Aculus schlechtendali" OR "Adoretus versutus" OR "Adoxophyes orana" OR "Adoxophyes orana fasciata" OR "Aenetus virescens" OR "Aeolesthes holosericea" OR "Aeolesthes sarta" OR "Agapeta hamana" OR "Agrilus mali" OR "Agriopsis bajaria" OR "Agrobacterium rhizogenes" OR "Agrobacterium sp." OR "Agrobacterium tumefaciens" OR "Agrotis ipsilon" OR "Agrotis ipsilon aneituma" OR "Alloctaphis quaestionis" OR "Alternaria alternata" OR "Alternaria alternata f. sp. mali" OR "Alternaria arborescens" OR "Alternaria dumosa" OR "Alternaria eureka" OR "Alternaria frumenti" OR "Alternaria infectoria" OR "Alternaria kordkuyana" OR "Alternaria mali" OR "Alternaria malicola" OR "Alternaria sp." OR "Alternaria tenuis" OR "Alternaria tenuissima" OR "Amara eurynota" OR "Amblyseius andersoni" OR "American plum line pattern virus" OR "Ametastegia" OR "Amitermes wahrmani" OR "Amphipyra pyramidea" OR "Amphitetranychus viennensis" OR "Amylostereum sacratum" OR "Anagyrus fusciventris" OR "Anarsia lineatella" OR "Anastrepha fraterculus" OR "Anastrepha ludens" OR "Anastrepha serpentina" OR "Anastrepha sp." OR "Anastrepha suspensa" OR "Anoplophora chinensis" OR "Anoplophora glabripennis" OR "Anthonomus piri" OR "Anthonomus pomorum" OR "Anthonomus pyri" OR "Anthonomus quadrigibbus" OR "Antrodia serialis" OR</p>
------------------------------	--

"Anuraphis farfarae" OR "Anystis baccarum" OR "Aonidiella aurantii" OR "Apatе monachus" OR "Aphelinus mali" OR "Aphidunguis mali" OR "Aphis craccivora" OR "Aphis eugeniae" OR "Aphis fabae" OR "Aphis gossypii" OR "Aphis odinae" OR "Aphis pomi" OR "Aphis spiraeola" OR "Aphis spiraeophaga" OR "Aphis aurantii" OR "Aploneura ampelina" OR "Apocheima cinerarium" OR "Apocheima pilosaria" OR "Aporia crataegi" OR "Apple associated luteovirus" OR "Apple chat fruit agent" OR "Apple chat fruit disease" OR "Apple chlorotic leaf spot virus" OR "Apple chlorotic leafspot virus" OR "Apple dimple fruit viroid" OR "Apple fruit crinkle viroid" OR "Apple geminivirus" OR "Apple green crinkle agent" OR "Apple green crinkle associated virus" OR "Apple green crinkle disease" OR "Apple hammerhead viroid RNA" OR "Apple latent spherical virus" OR "Apple mosaic ilarvirus" OR "Apple mosaic virus" OR "Apple necrotic mosaic virus" OR "Apple proliferation phytoplasma" OR "Apple ringspot agent" OR "Apple ringspot disease" OR "Apple rough skin agent" OR "Apple rubbery wood agent" OR "Apple rubbery wood phytoplasma" OR "Apple rubbery wood-associated virus 1" OR "Apple rubbery wood-associated virus 2" OR "Apple scar skin viroid" OR "Apple sessile leaf phytoplasma" OR "Apple star crack agent" OR "Apple stem grooving virus" OR "Apple stem pitting virus" OR "Apriona cinerea" OR "Apriona germari" OR "Apterygothrips collyerae" OR "Archips argyrospilus" OR "Archips breviplicanus" OR "Archips crataegana" OR "Archips crataeganus" OR "Archips fuscocupreanus" OR "Archips podana" OR "Archips podanus" OR "Archips rosana" OR "Archips rosanus" OR "Archips subsidiaria" OR "Archips termias" OR "Archips xylosteanus" OR "Arcyria oerstedtii" OR "Argolamprotes micella" OR "Argyresthia conjugella" OR "Argyresthia cornella" OR "Argyroplote umbrosana" OR "Argyrotaenia citrana" OR "Argyrotaenia ljungiana" OR "Argyrotaenia velutinana" OR "Aridius nodifer" OR "Armillaria limonea" OR "Armillaria luteobubalina" OR "Armillaria mellea" OR "Armillaria novae-zelandiae" OR "Armillaria sp." OR "Armillaria tabescens" OR "Arrenoseius wainstein" OR "Ascochyta piricola" OR "Ascochyta pirina" OR "Ascochyta pyricola" OR "Aspergillus clavatus" OR "Aspergillus flavus" OR "Aspergillus niger" OR "Aspergillus ustus" OR "Aspergillus versicolor" OR "Asteromella mali" OR "Asymmetrasca decedens" OR "Asynonychus cervinus" OR "Athelia bombacina" OR "Athelia rolfsii" OR "Atractotomus mali" OR "Atrichalus aeneicollis" OR "Aulacorthum solani" OR "Aureobasidium pullulans" OR "Auriculariopsis ampla" OR "Automeris io" OR "Automeris zephyria" OR "Bacchisa fortunei" OR "Bacillus cereus" OR "Bacillus subtilis" OR "Bactrocera aquilonis" OR "Bactrocera dorsalis" OR "Bactrocera tryoni" OR "Bactrocera zonata" OR "Bdellodes sp." OR "Bionectria ochroleuca" OR "Bispora antennata" OR "Bituberculate scale" OR "Bjerkandera adusta" OR "Blackberry chlorotic ringspot virus" OR "Blastobasis decolorella" OR "Blastobasis sp. nr. tarda" OR "Blattella germanica" OR "Boeremia exigua var. exigua" OR "Bohemannia pulverosella" OR "Bonagota cranaodes" OR "Bonagota salubricola" OR "Botryodiplodia malorum" OR "Botryodiplodia theobromae" OR "Botryosphaeria berengeriana" OR "Botryosphaeria berengeriana f. sp. pyricola" OR "Botryosphaeria dothidea" OR "Botryosphaeria kuwatsukai" OR "Botryosphaeria lutea" OR "Botryosphaeria obtusa" OR "Botryosphaeria parva" OR "Botryosphaeria quercuum" OR "Botryosphaeria ribis" OR "Botryosphaeria sinensis" OR "Botryosphaeria sp." OR "Botryosphaeria stevensii" OR "Botryotinia fuckeliana" OR "Botrytis cinerea" OR "Botrytis mali" OR "Brachycaudus cardui" OR "Brachycaudus helichrysi" OR "Brahmina coriacea" OR "Brevipalpus noranae" OR "Brevipalpus obovatus" OR "Brevipalpus phoenicis" OR "Bryobia cristata" OR "Bryobia giannitsensis" OR "Bryobia graminum" OR "Bryobia macedonica" OR "Bryobia piliensis" OR "Bryobia praetiosa" OR "Bryobia rubrioculus" OR "Bryobia vasiljevi" OR "Burkholderia cepacia" OR "Byturus tomentosus" OR "Cacoecimorpha pronubana" OR "Cacopsylla costalis" OR "Cacopsylla mali" OR "Cacopsylla melanoneura" OR "Cacopsylla picta" OR "Cacopsylla pulchella" OR "Cacopsylla pulchra" OR "Cactodera chaubattia" OR "Caecilius flavus" OR "Caenorhabditis briggsae" OR "Caenorhabditis elegans" OR "Caenorhabditis remanei" OR "Calepitrimerus aphrastus" OR "Calepitrimerus baileyi" OR "Caliroa cerasi" OR "Callisto coffeella" OR "Calliteara horsfieldii" OR "Calocoris norvegicus" OR "Calonectria kyotensis" OR "Calosphaeria sp." OR "Camarosporium karstenii" OR "Camarosporium multiforme" OR "Campylomma verbasci" OR "Candidatus Phytoplasma asteris" OR "Candidatus Phytoplasma aurantifolia" OR "Candidatus phytoplasma mali" OR "Candidatus Phytoplasma pruni" OR "Candidatus Phytoplasma solani" OR "Candidatus Phytoplasma ziziphi" OR "Candidula intersecta" OR "Capnodium citri" OR "Capua semiferana" OR "Carabidae sp." OR "Carcina quercana" OR "Carnation

ringspot virus" OR "Carpophilus gaveni" OR "Carpophilus mutilatus" OR "Carposina sasakii" OR "Catoptes coronatus" OR "Cecidophyes malifoliae" OR "Cenopalpus irani" OR "Cenopalpus pulcher" OR "Cerambyx dux" OR "Ceratitis capitata" OR "Ceratitis quilicii" OR "Ceratitis rosa" OR "Ceratostomella mali" OR "Ceresa alta" OR "Ceroplastes ceriferus" OR "Ceroplastes sinensis" OR "Chaetocnema confinis" OR "Chaetomium sp." OR "Chalastospora gossypii" OR "Cheiroseius samani" OR "Cherry leaf roll virus" OR "Cherry necrotic rusty mottle virus" OR "Cherry rasp leaf virus" OR "Chinavia hilaris" OR "Chloroclystis v-ata" OR "Chondrostereum purpureum" OR "Choreutis pariana" OR "Choristoneura diversana" OR "Choristoneura hebenstreitella" OR "Choristoneura rosaceana" OR "Chrysobothris mali" OR "Chrysomphalus aonidum" OR "Chymomyza amoena" OR "Cicadatra persica" OR "Cicinobolus humuli" OR "Cilix glaucata" OR "Cirsium arvense" OR "Citrus concave gum-associated virus" OR "Cladophialophora sp." OR "Cladosporium cladosporioides" OR "Cladosporium fumago" OR "Cladosporium herbarum" OR "Cladosporium sp." OR "Clarkeulia bourquini" OR "Clavibacter michiganensis" OR "Clepsia spectrana" OR "Clonostachys rosea" OR "Clover yellow mosaic virus" OR "Cnephasia asseclana" OR "Cnephasia stephensiana" OR "Cochlicopa lubrica" OR "Cochliobolus cynodontis" OR "Colaspis brunnea" OR "Coleophora prunifoliae" OR "Coleophora serratella" OR "Colletogloeum sp." OR "Colletotrichum acerbum" OR "Colletotrichum acutatum" OR "Colletotrichum aenigma" OR "Colletotrichum alienum" OR "Colletotrichum clavatum" OR "Colletotrichum fioriniae" OR "Colletotrichum fragariae" OR "Colletotrichum fructicola" OR "Colletotrichum gloeosporioides" OR "Colletotrichum godetiae" OR "Colletotrichum kahawae" OR "Colletotrichum kahawae subsp. ciggaro" OR "Colletotrichum karsti" OR "Colletotrichum karstii" OR "Colletotrichum limeticola" OR "Colletotrichum melonis" OR "Colletotrichum noveboracense" OR "Colletotrichum nymphaeae" OR "Colletotrichum paranaense" OR "Colletotrichum rhombiforme" OR "Colletotrichum salicis" OR "Colletotrichum siamense" OR "Colletotrichum sp." OR "Colletotrichum theobromicola" OR "Colletotrichum tropicale" OR "Colletotrichum gloeosporioides" OR "Collybia drucei" OR "Colocasia coryli" OR "Comstockaspis perniciosa" OR "Coniothecium chomatosporum" OR "Coniothyrium armeniacae" OR "Coniothyrium sp." OR "Conistra rubiginosa" OR "Conogethes punctiferalis" OR "Conotrachelus nenuphar" OR "Conyza bonariensis" OR "Conyza canadensis" OR "Coprinus" OR "Coprinus atramentarius" OR "Cordana musae" OR "Coriolus velutinus" OR "Coriolus versicolor" OR "Coriolus zonatus" OR "Cornu aspersum" OR "Corticium centrifugum" OR "Corticium koleroga" OR "Corticium salmonicolor" OR "Corticium utriculicum" OR "Coryneum foliicola" OR "Corynoptera sp." OR "Cosmia trapezina" OR "Cossus cossus" OR "Cossus insularis" OR "Costelytra zealandica" OR "Cotinis nitida" OR "Croesia holmiana" OR "Cryptonectria parasitica" OR "Cryptocoryneum condensatum" OR "Cryptosporiopsis curvispora" OR "Cryptosporiopsis malicorticis" OR "Cryptosporiopsis perennans" OR "Ctenopseustis obliquana" OR "Cucumber mosaic virus" OR "Cydia funebrana" OR "Cydia inopinata" OR "Cydia janthinana" OR "Cydia lobarzewskii" OR "Cydia molesta" OR "Cydia packardii" OR "Cydia pomonella" OR "Cydia prunivora" OR "Cydia pyrivora" OR "Cylindrocarpon candidum" OR "Cylindrocarpon destructans" OR "Cylindrocarpon didymum" OR "Cylindrocarpon heteronemum" OR "Cylindrocarpon liriodendri" OR "Cylindrocarpon macrodidymum" OR "Cylindrocarpon mali" OR "Cylindrocarpon obtusiusculum" OR "Cylindrocarpon pauciseptatum" OR "Cylindrocarpon sp." OR "Cylindrocladium floridanum" OR "Cyphellophora sessilis" OR "Cytospora calvillae" OR "Cytospora carphosperma" OR "Cytospora chrysosperma" OR "Cytospora cincta" OR "Cytospora leucostoma" OR "Cytospora mali" OR "Cytospora melnikii" OR "Cytospora nivea" OR "Cytospora parasitica" OR "Cytospora rubescens" OR "Cytospora schulzeri" OR "Cytospora sp." OR "Dactylonectria pauciseptata" OR "Daldinia concentrica" OR "Daldinia vernicosa" OR "Dasineura mali" OR "Deltinea bourquini" OR "Dematophora sp." OR "Dendrothele tetracornis" OR "Dendryphiella vinosa" OR "Dermestes lanarius" OR "Devriesia pseudoamericana" OR "Diabrotica speciosa" OR "Diaphora mendica" OR "Diaporthe actinidiae" OR "Diaporthe ambigua" OR "Diaporthe cotoneastris" OR "Diaporthe dothidea" OR "Diaporthe eres" OR "Diaporthe foeniculina" OR "Diaporthe infecunda" OR "Diaporthe malorum" OR "Diaporthe oxae" OR "Diaporthe perniciosa" OR "Diaporthe serafiniae" OR "Diaporthe sp." OR "Diaspidiotus ancylus" OR "Diaspidiotus perniciosus" OR "Diatrype sp." OR "Dickeya dadantii" OR "Dictyosporium toruloides" OR "Diderma asteroides" OR "Didymella aliena" OR "Diloba caeruleocephala" OR "Diplocarpon mali" OR "Diplocarpon mespili" OR "Diplococcium asperum" OR "Diplodia bulgarica" OR "Diplodia intermedia" OR "Diplodia mutila" OR "Diplodia pseudoseriata" OR "Diplodia

seriata OR "*Diplodia* sp." OR "*Diptacus gigantorhynchus*" OR "*Diptacus* sp." OR "*Discotylenchus*" OR "*Dissoconium aciculare*" OR "*Dissoconium eucalypti*" OR "*Dissoconium proteae*" OR "*Dissoconium* sp." OR "*Diurnea fagella*" OR "*Dorysthenes huegellii*" OR "*Dothiorella sarmentorum*" OR "*Drosophila immigrans*" OR "*Drosophila lativittata*" OR "*Drosophila simulans*" OR "*Drosophila suzukii*" OR "*Dysaphis affinis*" OR "*Dysaphis anthrisci*" OR "*Dysaphis anthrisci majkopica*" OR "*Dysaphis armeniaca*" OR "*Dysaphis brachycyclica*" OR "*Dysaphis brancoi*" OR "*Dysaphis brancoi* spp. *malina*" OR "*Dysaphis brancoi* spp. *rogersoni*" OR "*Dysaphis brunii*" OR "*Dysaphis chaerophylli*" OR "*Dysaphis chaerophyllina*" OR "*Dysaphis devecta*" OR "*Dysaphis gallica*" OR "*Dysaphis malidauci*" OR "*Dysaphis meridialis*" OR "*Dysaphis mordvilkoii*" OR "*Dysaphis orientalis*" OR "*Dysaphis physocaulis*" OR "*Dysaphis plantaginea*" OR "*Dysaphis pyri*" OR "*Dysaphis radicola*" OR "*Dysaphis sibirica*" OR "*Dysaphis zini*" OR "*Dysaphys flava*" OR "*Dysmicoccus brevipes*" OR "*Eccopisa effractella*" OR "*Edwardsiana crataegi*" OR "*Edwardsiana lamellaris*" OR "*Edwardsiana rosae*" OR "*Elsinoe piri*" OR "*Elsinoe pyri*" OR "*Ematurga atomaria*" OR "*Emex australis*" OR "*Emex spinosa*" OR "*Empoasca decipiens*" OR "*Empoasca fabae*" OR "*Enarmonia formosana*" OR "*Eotetranychus ancora*" OR "*Eotetranychus carpini*" OR "*Eotetranychus clitus*" OR "*Eotetranychus frosti*" OR "*Eotetranychus pruni*" OR "*Eotetranychus prunicola*" OR "*Eotetranychus sexmaculatus*" OR "*Eotetranychus smithi*" OR "*Eotetranychus uncutus*" OR "*Eotetranychus willamettei*" OR "*Epiblema foenella*" OR "*Epicoccum nigrum*" OR "*Epicoccum* sp." OR "*Epidiaspis leperii*" OR "*Epiphyas postvittana*" OR "*Epitrimerus pyri*" OR "*Epuraea imperialis*" OR "*Erannis defoliaria*" OR "*Eriococcus coccineus*" OR "*Eriogaster lanestrus*" OR "*Eriophyes mali*" OR "*Eriophyes pyri*" OR "*Eriophyoidea* sp." OR "*Eriosoma lanigerum*" OR "*Eriosoma lanuginosum*" OR "*Erwinia amylovora*" OR "*Erysiphe heraclei*" OR "*Erythrimum salmonicolor*" OR "*Eucolaspis brunnea*" OR "*Eucolaspis* sp." OR "*Eulecanium mali*" OR "*Eulecanium tiliae*" OR "*Eupalopsis vandergeesti*" OR "*Eupithecia insigniata*" OR "*Euproctis chrysorrhoea*" OR "*Eurhizococcus brasiliensis*" OR "*Eurytetranychus ulmi*" OR "*Eurytoma schreineri*" OR "*Eutetranychus africanus*" OR "*Eutetranychus orientalis*" OR "*Eutypa lata*" OR "*Euzophera bigella*" OR "*Euzophera pinguis*" OR "*Exophiala* sp." OR "*Falagria* sp." OR "*Fibulorhizoctonia psychrophila*" OR "*Fieberiella florii*" OR "*Flammulina velutipes*" OR "*Fomitopsis pinicola*" OR "*Forficula auricularia*" OR "*Fracchiacea* sp." OR "*Frankliniella*" OR "*Frankliniella occidentalis*" OR "*Fusarium acuminatum*" OR "*Fusarium apiogenum*" OR "*Fusarium avenaceum*" OR "*Fusarium compactum*" OR "*Fusarium crookwellense*" OR "*Fusarium culmorum*" OR "*Fusarium equiseti*" OR "*Fusarium lateritium*" OR "*Fusarium oxysporum*" OR "*Fusarium proliferatum*" OR "*Fusarium pseudograminearum*" OR "*Fusarium semitectum*" OR "*Fusarium solani*" OR "*Fusarium stilboides*" OR "*Fusarium tricinctum*" OR "*Fusicladium dendriticum*" OR "*Fusicladium pomi*" OR "*Fusicladium pyrorum*" OR "*Fusicoccum luteum*" OR "*Fusicoccum parvum*" OR "*Galinsoga parviflora*" OR "*Galinsoga quadriradiata*" OR "*Ganoderma applanatum*" OR "*Geastrum polystigmatis*" OR "*Gelechia rhombella*" OR "*Geniculosporium* sp." OR "*Geosmithia* sp." OR "*Geotrichum candidum*" OR "*Gibberella acuminata*" OR "*Gibberella avenacea*" OR "*Gibberella baccata*" OR "*Gibberella intricans*" OR "*Gibberella tricincta*" OR "*Globisporangium echinulatum*" OR "*Globisporangium heterothallicum*" OR "*Globisporangium irregulare*" OR "*Globisporangium paroeandrum*" OR "*Globisporangium rostratum*" OR "*Globisporangium ultimum*" OR "*Globodera pallida*" OR "*Globodera rostochiensis*" OR "*Gloeocystidiellum sacratum*" OR "*Gloeodes pomigena*" OR "*Gloeopeniophorella sacrata*" OR "*Gloeosporium album*" OR "*Gloeosporium fructigenum*" OR "*Gloeosporium perennans*" OR "*Gloeosporium* sp." OR "*Glomerella cingulata*" OR "*Glomerella miyabeana*" OR "*Glomus constrictum*" OR "*Glomus deserticola*" OR "*Glomus etunicatum*" OR "*Glomus fasciculatum*" OR "*Glomus geosporum*" OR "*Glomus mosseae*" OR "*Glonium parvulum*" OR "*Gluconobacter oxydans*" OR "*Gonipterus scutellatus*" OR "*Gracilacus peperotti*" OR "*Graphania mutans*" OR "*Graphiphora augur*" OR "*Grapholita dimorpha*" OR "*Grapholita funebrana*" OR "*Grapholita inopinata*" OR "*Grapholita molesta*" OR "*Grapholita packardi*" OR "*Grapholita prunivora*" OR "*Gryllotalpa gryllotalpa*" OR "*Gymnobathra parca*" OR "*Gymnosporangium clavipes*" OR "*Gymnosporangium confusum*" OR "*Gymnosporangium globosum*" OR "*Gymnosporangium juniperi*" OR "*Gymnosporangium juniperi-virginiae*" OR "*Gymnosporangium juniperi-virginianae*" OR "*Gymnosporangium tremelloides*" OR "*Gymnosporangium yamadae*" OR "*Gypsonoma minutana*" OR "*Hadrotrichum populi*" OR "*Halyomorpha halys*" OR "*Halyomorpha mista*" OR "*Haplothrips kurdjumovi*" OR "*Haplothrips niger*" OR "*Haptoncus luteolus*" OR

"Harmonia axyridis" OR "Harpalus calceatus" OR "Harpalus distinguendus" OR "Hedya dimidioalba" OR "Hedya nubiferana" OR "Helicobasidium mompa" OR "Helicotylenchus dihystera" OR "Helicoverpa armigera" OR "Heliiothrips haemorrhoidalis" OR "Hemiberlesia cyanophylli" OR "Hemiberlesia lataniae" OR "Hemiberlesia rapax" OR "Hemicycliophora theinmanni" OR "Hendersonia lignicola" OR "Hendersonia mali" OR "Hendersonia piricola" OR "Hesperophanes sericeus" OR "Heteroporus biennis" OR "Heterorhabditis indica" OR "Hirneola auricula-judae" OR "Holcocerus arenicolus" OR "Holotrichia longipennis" OR "Homeopronematus cf. staercki" OR "Homona coffearia" OR "Homona magnanima" OR "Hop stunt viroid" OR "Hop stut viroid" OR "Hoplocampa" OR "Hoplocampa minuta" OR "Hoplocampa testudinea" OR "Houjia sp." OR "Houjia yanglingensis" OR "Hyalomyzus eriobotryae" OR "Hyalophora cecropia" OR "Hyalopterus pruni" OR "Hylastes ater" OR "Hymenobacter marinus" OR "Hymenobacter metalli" OR "Hymenobacter pomorum" OR "Hyphantria cunea" OR "Hyphodontia gossypina" OR "Hypholoma incertum" OR "Hypoaspis myrmophila" OR "Hypocrea sp." OR "Hypoxyton serpens" OR "Hypsicera femoralis" OR "Icerya aegyptiaca" OR "Icerya purchasi" OR "Ilyonectria liriodendri" OR "Ilyonectria radicola" OR "Janus compressus" OR "Lacanobia oleracea" OR "Lacanobia subjuncta" OR "Lachnella anomala" OR "Lambertella corni-maris" OR "Lasiodiplodia brasiliense" OR "Lasiodiplodia brasiliensis" OR "Lasiodiplodia theobromae" OR "Lepidium draba" OR "Lepidosaphes ulmi" OR "Lepidosaphes ussuriensis" OR "Lepiota naucina" OR "Leptodontidium elatius" OR "Leptodontium elatius" OR "Leptosphaeria coniothyrium" OR "Leptothyrium pomi" OR "Leucoptera malifoliella" OR "Leucostoma cinctum" OR "Leucostoma personii" OR "Leucostoma persoonii" OR "Leucothyreus marginicollis" OR "Liberibacter europaeus" OR "Libertella blepharis" OR "Libertella sp." OR "Limothrips cerealium" OR "Liothula omnivora" OR "Little cherry virus 2" OR "Longidorus caespiticola" OR "Longidorus danuvii" OR "Longidorus elongatus" OR "Longidorus euonymus" OR "Longidorus iranicus" OR "Longidorus leptocephalus" OR "Longidorus nanus" OR "Longidorus pisi" OR "Longidorus profundorum" OR "Longidorus rubi" OR "Longidorus sturhani" OR "Longistigma xizangensis" OR "Longitarsus fuliginosus" OR "Lonicera japonica" OR "Lophiostoma compressum" OR "Lophiostoma holmiorum" OR "Lophiostoma subcorticale" OR "Lophiostoma vicinum" OR "Lophium mytilinum" OR "Lopholeucaspis japonica" OR "Lorryia cristata" OR "Lorryia palpsetosa" OR "Lycorma delicatula" OR "Lygocoris communis" OR "Lygocoris pabulinus" OR "Lygus lineolaris" OR "Lymantria dispar" OR "Lymantria mathura" OR "Lymantria monacha" OR "Lymantria obfuscata" OR "Lyonetia clerkella" OR "Lyonetia prunifoliella" OR "Lyonetia prunifoliella malinella" OR "Lyonetia speculella" OR "Maconellicoccus hirsutus" OR "Macrodactylus subspinosus" OR "Macrolabis mali" OR "Macrophthalthrips argus" OR "Macrosiphum chukotense" OR "Macrosiphum euphorbiae" OR "Macrosiphum rosae" OR "Macrosporium sp." OR "Macrothylacia rubi" OR "Malacosoma americana" OR "Malacosoma americanum" OR "Malacosoma distria" OR "Malacosoma indicum" OR "Malacosoma neustria" OR "Malacosoma parallela" OR "Mamestra brassicae" OR "Margarodes vitis" OR "Marssonina coronaria" OR "Marssonina sp." OR "Medicago lupulina" OR "Megalometis chilensis" OR "Megaplatypus mutatus" OR "Megaselia sp." OR "Melanopsamma pomiformis" OR "Meloidogyne arenaria" OR "Meloidogyne ethiopica" OR "Meloidogyne incognita" OR "Meloidogyne javanica" OR "Meloidogyne mali" OR "Meloidogyne nataliei" OR "Melolontha melolontha" OR "Merothrips brunneus" OR "Merulius sp." OR "Metaseiulus muma" OR "Metaseiulus occidentalis" OR "Metcalfa pruinosa" OR "Meyernychus emeticae" OR "Micrambina rutila" OR "Microcerotermes diversus" OR "Microcyclospora malicola" OR "Microcyclospora pomicola" OR "Microcyclospora sp." OR "Microcyclospora tardicrescens" OR "Microcyclosporella mali" OR "Microcyclosporella sp." OR "Microdiplodia microsporella" OR "Micromus tasmaniae" OR "Microsphaeropsis ochracea" OR "Microthyriella rubi" OR "Monilia fructigena" OR "Monilia polystroma" OR "Monilia yunnanensis" OR "Monilinia fructicola" OR "Monilinia fructigena" OR "Monilinia laxa" OR "Monilinia laxa f.sp. mali" OR "Monilinia mali" OR "Monilinia mumeicola" OR "Monilinia polystroma" OR "Monilinia yunnanensis" OR "Mucor piriformis" OR "Mycosphaerella pomi" OR "Mycosphaerella punctiformis" OR "Mycosphaerella sentina" OR "Mycosphaerella tassiana" OR "Myzus ornatus" OR "Myzus persicae" OR "Nanidorus minor" OR "Natrassia mangiferae" OR "Naupactus xanthographus" OR "Nearctaphis bakeri" OR "Nectria cinnabarina" OR "Nectria discophora" OR "Nectria ditissima" OR "Nectria galligena" OR "Nectria haematococca" OR "Nectria ochroleuca" OR "Nectria peziza" OR "Nectria pseudotrichia" OR "Nectria radicola" OR "Nectria sp." OR "Nectriaceae" OR "Nematoloma fasciculare" OR

Neodelphax fuscoterminata OR *Neofabraea actinidiae* OR *Neofabraea alba* OR *Neofabraea brasiliensis* OR *Neofabraea kienholzii* OR *Neofabraea malicorticis* OR *Neofabraea perennans* OR *Neofabraea sp.* OR *Neofabraea vagabunda* OR *Neofusicoccum algeriense* OR *Neofusicoccum australe* OR *Neofusicoccum italicum* OR *Neofusicoccum luteum* OR *Neofusicoccum nonquaesitum* OR *Neofusicoccum parvum* OR *Neofusicoccum ribis* OR *Neonectria ditissima* OR *Neonectria galligena* OR *Neonectria macrodidyma* OR *Neonectria radicola* OR *Nesothrips propinquus* OR *Nezara viridula* OR *Niesslia sp.* OR *Nigrospora sp.* OR *Nippolachnus piri* OR *Nitschkia parasitans* OR *Nyctemera annulata* OR *Nysius huttoni* OR *Ochroporus ossatus* OR *Oemona hirta* OR *Oidium farinosum* OR *Oligonychus biharensis* OR *Oligonychus litchii* OR *Oligonychus newcomeri* OR *Oligonychus sayedi* OR *Oligonychus yothersi* OR *Oncopodiella robusta* OR *Opatrum sabulosum* OR *Operophtera bruceata* OR *Operophtera brumata* OR *Ophiostoma quercus* OR *Ophiostoma roboris* OR *Opodiphthera eucalypti* OR *Opogona omoscopa* OR *Orchestes fagi* OR *Orgyia antiqua* OR *Orgyia leucostigma* OR *Orgyia recens* OR *Oribius destructor* OR *Oribius inimicus* OR *Orthosia cerasi* OR *Orthosia cruda* OR *Orthosia hibisci* OR *Orthosia incerta* OR *Orthosia stabilis* OR *Orthotydeus californicus* OR *Orthotylus marginalis* OR *Osmia cornifrons* OR *Osmoderma eremita* OR *Ostrinia nubilalis* OR *Otiorhynchus cribricollis* OR *Otiorhynchus meridionalis* OR *Otthia spiraeae* OR *Ovatus crataegarius* OR *Ovatus insitus* OR *Ovatus malisuctus* OR *Oxalis latifolia* OR *Oxalis pes-caprae* OR *Pachyseius humeralis* OR *Pachysphinx modesta* OR *Paecilomyces niveus* OR *Paecilomyces sp.* OR *Palaeolecanium bituberculatum* OR *Pammene argyrana* OR *Pammene rhediella* OR *Panaeolus* OR *Pandemis cerasana* OR *Pandemis cinnamomeana* OR *Pandemis heparana* OR *Pandemis pyrusana* OR *Panonychus citri* OR *Panonychus inca* OR *Panonychus lishanensis* OR *Panonychus ulmi* OR *Pantoea agglomerans* OR *Pantomorus cervinus* OR *Pappia fissilis* OR *Paracoccus marginatus* OR *Paradevriesia pseudoamericana* OR *Paraphloeostiba gayndahensis* OR *Paratrachodorus allius* OR *Paratrachodorus porosus* OR *Paratrachodorus tunisiensis* OR *Paratylenchus* OR *Paratylenchus curvatus* OR *Parlatoria crypta* OR *Parlatoria oleae* OR *Parlatoria pergandii* OR *Parlatoria pittospori* OR *Paropsis charybdis* OR *Parornix geminatella* OR *Parthenolecanium corni* OR *Parthenolecanium persicae* OR *Pasiphila rectangulata* OR *Paspalum urvillei* OR *Patellaria atrata* OR *Peach latent mosaic viroid* OR *Pear blister canker viroid* OR *Pellicularia koleroga* OR *Peltaster cerophilus* OR *Peltaster fructicola* OR *Peltaster gemmifer* OR *Peltaster sp.* OR *Peltosphaeria pustulans* OR *Penicillium aurantiogriseum* OR *Penicillium biourgeianum* OR *Penicillium brevicompactum* OR *Penicillium carneum* OR *Penicillium chrysogenum* OR *Penicillium commune* OR *Penicillium crustosum* OR *Penicillium digitatum* OR *Penicillium expansum* OR *Penicillium glabrum* OR *Penicillium glaucum* OR *Penicillium griseofulvum* OR *Penicillium novae-zelandiae* OR *Penicillium paneum* OR *Penicillium polonicum* OR *Penicillium ramulosum* OR *Penicillium rugulosum* OR *Penicillium solitum* OR *Penicillium sp.* OR *Penicillium viridicatum* OR *Peniophora lycii* OR *Pennisetum clandestinum* OR *Pentatoma rufipes* OR *Perichaena corticalis* OR *Perichaena depressa* OR *Peridroma saucia* OR *Peritelus sphaeroides* OR *Pestalotia hartigii* OR *Pestalotia sp.* OR *Pestalotiopsis maculans* OR *Pestalotiopsis sp.* OR *Petiveria alliacea* OR *Petrobia harti* OR *Petrobia latens* OR *Petunia asteroid mosaic virus* OR *Pezicula alba* OR *Pezicula corticola* OR *Pezicula malicorticis* OR *Phacidiopycnis washingtonensis* OR *Phacidium lacerum* OR *Phaeoacremonium aleophilum* OR *Phaeoacremonium australiense* OR *Phaeoacremonium fraxinopennsylvanicum* OR *Phaeoacremonium geminum* OR *Phaeoacremonium inflatipes* OR *Phaeoacremonium iraniamum* OR *Phaeoacremonium italicum* OR *Phaeoacremonium minimum* OR *Phaeoacremonium mortoniae* OR *Phaeoacremonium parasiticum* OR *Phaeoacremonium proliferatum* OR *Phaeoacremonium scolyti* OR *Phaeoacremonium subulatum* OR *Phanerochaete salmonicolor* OR *Phellinus alni* OR *Phellinus igniarius* OR *Phenacoccus aceris* OR *Phialophora sessilis* OR *Phigalia pilosaria* OR *Phlyctema vagabunda* OR *Phlyctinus callosus* OR *Pholiota aurivella* OR *Pholiota squarrosa* OR *Phoma cava* OR *Phoma enteroleuca* OR *Phoma exigua var. exigua* OR *Phoma glomerata* OR *Phoma herbarum* OR *Phoma macrostoma* OR *Phoma macrostoma var. macrostoma* OR *Phoma pirinia* OR *Phoma pomorum* OR *Phoma pomorum var. pomorum* OR *Phoma pyrina* OR *Phoma sp.* OR *Phomopsis* OR *Phomopsis cotoneastri* OR *Phomopsis mali* OR *Phomopsis oblonga* OR *Phomopsis perniciosus* OR *Phomopsis*

sp." OR "Phorodon humuli" OR "Phyllachora pomigena" OR "Phyllactinia mali" OR
 "Phyllobius oblongus" OR "Phyllocoptes mali" OR "Phyllocoptes malinus" OR
 "Phyllonorycter blancardella" OR "Phyllonorycter corylifoliella" OR "Phyllonorycter
 crataegella" OR "Phyllonorycter cydoniella" OR "Phyllonorycter elmaella" OR
 "Phyllonorycter gerasimowi" OR "Phyllonorycter hostis" OR "Phyllonorycter mespilella"
 OR "Phyllonorycter oxyacanthae" OR "Phyllonorycter ringoniella" OR "Phyllosticta
 briardi" OR "Phyllosticta briardii" OR "Phyllosticta solitaria" OR "Phyllosticta sp." OR
 "Phyllotreta nemorum" OR "Phyllotreta nigripes" OR "Phymatotrichopsis omnivora" OR
 "Physalospora malorum" OR "Physarum sp." OR "Physocleora dimidiaria" OR
 "Phytomyza heringiana" OR "Phytophthora cactorum" OR "Phytophthora cambivora" OR
 "Phytophthora citricola" OR "Phytophthora cryptogea" OR "Phytophthora drechsleri" OR
 "Phytophthora fragariae" OR "Phytophthora gonapodyides" OR "Phytophthora
 megasperma" OR "Phytophthora megasperma var. megasperma" OR "Phytophthora
 nicotianae" OR "Phytophthora plurivora" OR "Phytophthora rosacearum" OR
 "Phytophthora sp." OR "Phytophthora syringae" OR "Phytoplasma aurantifolia" OR
 "Phytoplasma mali" OR "Phytoplasma pruni" OR "Phytoplasma pyri" OR "Phytopythium
 vexans" OR "Phytoseiidae sp." OR "Piezodorus guildinii" OR "Planococcus citri" OR
 "Planotortrix excessana" OR "Platynota flavedana" OR "Platynota idaeusalis" OR
 "Platynota stultana" OR "Pleochaeta mali" OR "Pleomassaria mali" OR "Pleospora allii"
 OR "Pleospora herbarum" OR "Pleospora mali" OR "Pleospora scrophulariae" OR
 "Pleospora sp." OR "Pleospora tarda" OR "Plesiocoris rugicollis" OR "Pleurophoma cava"
 OR "Pleurotus sp." OR "Plocamaphis gyirongensis" OR "Plum pox potyvirus" OR
 "Plutella xylostella" OR "Poa annua" OR "Podosphaera leucotricha" OR "Podosphaera
 leucotricha" OR "Podosphaera pannosa" OR "Poecilopachys australasia" OR "Polygonum
 aviculare" OR "Polyopeus pomi" OR "Polyphylla fullo" OR "Polyporus admirabilis" OR
 "Polyporus badius" OR "Polyporus ciliatus" OR "Polyporus leptoccephalus" OR "Popillia
 japonica" OR "Poria ferruginosa" OR "Potebniamyces pyri" OR "Pratylenchus coffeae"
 OR "Pratylenchus curviatus" OR "Pratylenchus hippeastrum" OR "Pratylenchus
 laticaudata" OR "Pratylenchus loosi" OR "Pratylenchus neglectus" OR "Pratylenchus
 penetrans" OR "Pratylenchus scribneri" OR "Pratylenchus thornei" OR "Pratylenchus
 vulnus" OR "Prociophilus caryae ssp. fitchii" OR "Prociophilus kuwanai" OR "Prociophilus
 oriens" OR "Prociophilus pini" OR "Prociophilus sasakii" OR "Pseudiplosis longifila" OR
 "Proeulia auraria" OR "Proeulia chrysopteris" OR "Prunus necrotic ringspot virus" OR
 "Psallus ambiguus" OR "Pseudaulacaspis pentagona" OR "Pseudexentera mali" OR
 "Pseudocamarosporium sp." OR "Pseudocercospora mali" OR "Pseudocercospora sp."
 OR "Pseudocercospora sp." OR "Pseudococcus calceolariae" OR "Pseudococcus
 comstocki" OR "Pseudococcus longispinus" OR "Pseudococcus maritimus" OR
 "Pseudococcus viburni" OR "Pseudocoremia suavis" OR "Pseudomonas cichorii" OR
 "Pseudomonas fluorescens" OR "Pseudomonas syringae" OR "Pseudomonas syringae
 pv. papulans" OR "Pseudomonas syringae pv. syringae" OR "Pseudomonas syringae pv.
 tomato" OR "Pseudomonas viridiflava" OR "Pseudoveronaea ellipsoidea" OR
 "Pseudoveronaea obclavata" OR "Pseudozyma fusiformata" OR "Psychoda surcoufi" OR
 "Psylla mali" OR "Psylla melanoneura" OR "Pterochloroides persicae" OR "Ptycholoma
 lecheanum" OR "Pycnoporus cinnabarinus" OR "Pyrenochaeta furfuracea" OR
 "Pyrolachnus pyri" OR "Pythium abappressorium" OR "Pythium arrhenomanes" OR
 "Pythium debaryanum" OR "Pythium echinulatum" OR "Pythium heterothallicum" OR
 "Pythium irregulare" OR "Pythium paroecandrum" OR "Pythium rostratum" OR "Pythium
 sp." OR "Pythium sylvaticum" OR "Pythium ultimum" OR "Pythium vexans" OR
 "Quadraspidiotus ostreaeformis" OR "Quadraspidiotus perniciosus" OR "Quadraspidiotus
 pyri" OR "Ramichloridium apiculatum" OR "Ramichloridium luteum" OR "Ramichloridium
 sp." OR "Ramularia eucalypti" OR "Ramularia mali" OR "Ramularia sp." OR "Recurvaria
 nanella" OR "Recurvaria leucateella" OR "Recurvaria nanella" OR "Resseliella oculiperda"
 OR "Reticulitermes lucifugus" OR "Retithrips syriacus" OR "Rhagoletis pomonella" OR
 "Rhagoletis tabellaria" OR "Rhinoclaadiella" OR "Rhinotergum schestovici" OR
 "Rhizobium radiobacter" OR "Rhizobium rhizogenes" OR "Rhizoctonia" OR "Rhizoctonia
 solani" OR "Rhizopus sp." OR "Rhizopus stolonifer" OR "Rhodocollybia purpurata" OR
 "Rhodosporidium babjevae" OR "Rhodotorula" OR "Rhopalosiphum insertum" OR
 "Rhopalosiphum oxyacanthae" OR "Rhopalosiphum padi" OR "Rhopobota naevana" OR
 "Rhopobota unipunctana" OR "Rhynchaenus pallicornis" OR "Rhynchites aequatus" OR
 "Rhynchites bacchus" OR "Ribautiana tenerima" OR "Ricania speculum" OR "Richardia
 brasiliensis" OR "Rosellinia necatrix" OR "Rosellinia radiciperda" OR "Rosellinia sp." OR
 "Rotylenchus quartus" OR "Rubus ellipticus" OR "Saperda candida" OR "Sarcodontia

crocea" OR "*Sarocladium liquanensis*" OR "*Sarocladium mali*" OR "*Saturnia pavonia*" OR "*Saturnia pyri*" OR "*Scelodonta strigicolis*" OR "*Schizoneurella indica*" OR "*Schizophyllum alneum*" OR "*Schizophyllum commune*" OR "*Schizotetranychus smirnovi*" OR "*Schizothyrium pomi*" OR "*Scleroramularia abundans*" OR "*Sclerotinia fruticola*" OR "*Sclerotinia sclerotiorum*" OR "*Sclerotium delphinii*" OR "*Sclerotium rolfsii*" OR "*Sclerotium rolfsii* var. *delphinii*" OR "*Scolypopa australis*" OR "*Scolytus amygdali*" OR "*Scolytus mali*" OR "*Scolytus nitidus*" OR "*Scolytus rugulosus*" OR "*Scutellospora pellucida*" OR "*Seimatosporium fusisporum*" OR "*Seimatosporium lichenicola*" OR "*Selenosporella*" OR "*Senecio vulgaris*" OR "*Septocylindrium aderholdii*" OR "*Septocylindrium radicola*" OR "*Septoria* sp." OR "*Sigmothrips aotearoana*" OR "*Siphanta acuta*" OR "*Sitobion avenae*" OR "*Solanum carolinense*" OR "*Somena scintillans*" OR "*Spencermartinsia plurivora*" OR "*Sperchia intractana*" OR "*Sphaeria microtheca*" OR "*Sphaeropsis mali*" OR "*Sphaeropsis malorum*" OR "*Sphaeropsis pyriputrescens*" OR "*Sphaeropsis sapinea*" OR "*Sphaerotheca pannosa*" OR "*Sphinx perelegans*" OR "*Spilocaea pomi*" OR "*Spilonota ocellana*" OR "*Spodoptera eridania*" OR "*Spodoptera frugiperda*" OR "*Spodoptera littoralis*" OR "*Spodoptera litura*" OR "*Sporidesmajora pennsylvaniensis*" OR "*Sporidesmium asperum*" OR "*Sporidesmium* sp." OR "*Sporobolomyces roseus*" OR "*Sporormiella* sp." OR "*Stellaria media*" OR "*Stemphylium botryosum*" OR "*Stemphylium ilicis*" OR "*Stemphylium vesicarium*" OR "*Stenostola ferrea*" OR "*Stenotrophomonas maltophilia*" OR "*Stereum hirsutum*" OR "*Stethorus bifidus*" OR "*Stigmella magdalenae*" OR "*Stigmella malella*" OR "*Stigmella sorbi*" OR "*Stigmia carpophila*" OR "*Stomiopeltis* sp." OR "*Strelitziana mali*" OR "*Strickeria kochii*" OR "*Strickeria obducens*" OR "*Swammerdamia pyrella*" OR "*Synanthedon hector*" OR "*Synanthedon myopaeformis*" OR "*Synanthedon scitula*" OR "*Syndemis musculana*" OR "*Tachypterellus quadrigibbus*" OR "*Tapinoma nigerrimum*" OR "*Tarsonemus nodosus*" OR "*Tatianaerhynchites aequatus*" OR "*Tebenna micalis*" OR "*Technomyrmex albipes*" OR "*Teichospora cruentula*" OR "*Teichospora seminuda*" OR "*Teleiodes vulgella*" OR "*Temperate fruit decay associated virus*" OR "*Tetranychus arabicus*" OR "*Tetranychus canadensis*" OR "*Tetranychus cinnabarinus*" OR "*Tetranychus desertorum*" OR "*Tetranychus frater*" OR "*Tetranychus kanzawai*" OR "*Tetranychus lambi*" OR "*Tetranychus ludeni*" OR "*Tetranychus mcdanieli*" OR "*Tetranychus mexicanus*" OR "*Tetranychus neocaledonicus*" OR "*Tetranychus pacificus*" OR "*Tetranychus schoenei*" OR "*Tetranychus turkestanii*" OR "*Tetranychus urticae*" OR "*Tetranychus viennensis*" OR "*Thelonectria lucida*" OR "*Theocolax formiciformis*" OR "*Thielavia* sp." OR "*Thrips australis*" OR "*Thrips hawaiiensis*" OR "*Thrips imaginis*" OR "*Thrips italicus*" OR "*Thrips obscuratus*" OR "*Thrips tabaci*" OR "*Tilletiopsis pallescens*" OR "*Tiracola grandirena*" OR "*Tischeria malifoliella*" OR "*Tobacco bushy stunt virus*" OR "*Tobacco mosaic virus*" OR "*Tobacco necrosis virus*" OR "*Tobacco ringspot virus*" OR "*Tomato bushy stunt virus*" OR "*Tomato ringspot virus*" OR "*Torula herbarum*" OR "*Torymus druparum*" OR "*Toxoptera aurantii*" OR "*Trametes hispida*" OR "*Trametes pubescens*" OR "*Trametes* sp." OR "*Trametes versicolor*" OR "*Trametes zonata*" OR "*Trematosphaeria communis*" OR "*Trichia botrytis*" OR "*Trichoderma*" OR "*Trichoderma harzianum*" OR "*Trichoderma* sp." OR "*Trichodorus*" OR "*Trichodorus cedarus*" OR "*Trichodorus nanjingensis*" OR "*Trichodorus persicus*" OR "*Trichodorus similis*" OR "*Trichodorus viruliferus*" OR "*Trichoferus campestris*" OR "*Trichoseptoria fructigena*" OR "*Trichothecium roseum*" OR "*Trioza urticae*" OR "*Tripaspermum acerinum*" OR "*Tripaspermum camelopardus*" OR "*Tripaspermum myrti*" OR "*Tropinota hirta*" OR "*Tropinota squalida*" OR "*Truncatella angustata*" OR "*Trybliella rufula*" OR "*Trypodendron signatum*" OR "*Tubercularia vulgaris*" OR "*Tulare apple mosaic virus*" OR "*Tumularia*" OR "*Turanoclytus namanganensis*" OR "*Tydeus ancorarius*" OR "*Tydeus dorotheae*" OR "*Tydeus magnanus*" OR "*Tydeus plumosus*" OR "*Tydeus shabestariensis*" OR "*Tydeus unguis*" OR "*Tylenchorhynchus mashhood*" OR "*Typhlocyba pomaria*" OR "*Typhlodromus khosrovensis*" OR "*Typhlodromus pyri*" OR "*Typhlodromus vulgaris*" OR "*Tyrophagus curvipenis*" OR "*Urophorus humeralis*" OR "*Uwebraunia commune*" OR "*Uwebraunia dekkeri*" OR "*Valsa ambiens*" OR "*Valsa amphibola*" OR "*Valsa ceratosperma*" OR "*Valsa cincta*" OR "*Valsa leucostoma*" OR "*Valsa mali*" OR "*Valsa mali* var. *mali*" OR "*Valsa mali* var. *pyri*" OR "*Valsa malicola*" OR "*Valsa nivea*" OR "*Valsa persoonii*" OR "*Valsaria insitiva*" OR "*Valsella melastoma*" OR "*Venturia asperata*" OR "*Venturia inaequalis*" OR "*Venturia pyrina*" OR "*Verticillium albo-atrum*" OR "*Verticillium dahliae*" OR "*Watabura nishiyae*" OR "*Xenotemna pallorana*" OR "*Xestia c-nigrum*" OR "*Xiphinema americanum*" OR "*Xiphinema belmontense*" OR "*Xiphinema bricolense*" OR "*Xiphinema browni*" OR "*Xiphinema californicum*" OR "*Xiphinema diversicaudatum*" OR

"Xiphinema index" OR "Xiphinema mali" OR "Xiphinema meridianum" OR "Xiphinema mluci" OR "Xiphinema paramonovi" OR "Xiphinema parvistilus" OR "Xiphinema radicola" OR "Xiphinema rivesi" OR "Xiphinema vuittenezi" OR "Xylaria sp." OR "Xyleborinus saxesenii" OR "Xyleborus dispar" OR "Xylinophorus strigifrons" OR "Xylosandrus crassiusculus" OR "Xylosandrus germanus" OR "Xylotoles laetus" OR "Xylotrechus namanganensis" OR "Yponomeuta malinella" OR "Yponomeuta malinellus" OR "Zasmidium angulare" OR "Zetiasplozna thuemenii" OR "Zeugodacus cucurbitae" OR "Zeuzera coffeae" OR "Zeuzera pyrina" OR "Zygina zealandica" OR "Zygophiala cryptogama" OR "Zygophiala cylindrica" OR "Zygophiala emperorae" OR "Zygophiala qianensis" OR "Zygophiala sp." OR "Zygophiala tardicrescens" OR "Zygophiala jamaicensis" OR "Zygophiala wisconsinensis")

Appendix C – List of pests that can potentially cause an effect not further assessed

Table C.1: List of potential pests not further assessed

	Pest name	EPPO Code	Group	Pest present in Turkey	Present in the EU	<i>Malus domestica</i> confirmed as a host (reference)	Pest can be associated with the commodity	Impact	Justification for inclusion in this list
1	<i>Lepidosaphes malicola</i>	LEPSML	Insect	Yes	Limited	Uncertain (García Morales et al., online)	Uncertain	Yes	There is uncertainty on the association with the commodity species.
2	<i>Nipaecoccus viridis</i>	NIPAVI	Insect	Uncertain	No	Yes (García Morales et al., online)	Yes	Yes	Recent record, there is uncertainty on the distribution.
3	<i>Osphranteria coerulescens inaurata</i>	OSPHCO	Insect	Uncertain	No	Uncertain	Uncertain	Yes	There are uncertainties on the presence in Turkey and association with <i>Malus domestica</i> .
4	<i>Phytophthora rosacearum</i>	PHYTRO	Fungi	Yes	Uncertain	Yes (Abad et al., 2022)	Yes	Yes	The distribution within the EU is uncertain, since it may be identified as <i>Phytophthora megasperma</i>

Appendix D – Excel file with the pest list of *Malus domestica*

Appendix D can be found in the online version of this output (in the 'Supporting information' section): <https://doi.org/10.2903/j.efsa.2022.7301>

Appendix E – Original version of the Scientific Opinion

Appendix E can be found in the online version of this output (in the 'Supporting information' section): <https://doi.org/10.2903/j.efsa.2022.7301>