



KANSAS

#KUwbb

@KUwbball
 @KUwbball
 /KUwomensbasketball

DECEMBER 8, 2019 | FLORIDA | BIG 12/SEC CHALLENGE | GAME NOTES

GAME 8

7-0

OVERALL

0-0

BIG 12

- / -

RANKING (AP/
COACHES)



-VS-



6-2

OVERALL

0-0

SEC

BRANDON SCHNEIDER

HEAD COACH

47-83

RECORD AT KU; 5TH SEASON

Cam Newbauer

HEAD COACH

20-42

RECORD AT FLORIDA; 2ND SEASON

2019-20 SCHEDULE

RECORD	7-0
BIG 12	0-0
NON-CONFERENCE	5-0
HOME	0-0
AWAY	1-0
NEUTRAL	1-0

KU OPP

Date	AP/USA	AP/USA	Opponent	TV	Time/Result
------	--------	--------	----------	----	-------------

OCTOBER

27	-/-	-/-	PITTSBURG STATE ^(EXH)	Big 12 Now	L, 92-80
----	-----	-----	----------------------------------	------------	----------

NOVEMBER

3	-/-	-/-	EMPORIA STATE ^(EXH)	Big 12 Now	W, 66-55
7	-/-	-/-	INDIANA STATE	Big 12 Now	W, 84-72
10	-/-	-/-	UIC	Big 12 Now	W, 91-50
13	-/-	-/-	OMAHA	Big 12 Now	W, 63-48
17	-/-	-/-	UMASS LOWELL	Big 12 Now	W, 79-44
24	-/-	-/-	TEXAS STATE	Big 12 Now	W, 68-48
29	-/-	-/-	Wright State ^W	CUSAtv	W, 74-63
30	-/-	-/-	FAU	CUSAtv	W, 90-60

DECEMBER

8	-/-	-/-	FLORIDA [^]	Big 12 Now	2 p.m.
15	-/-	-/-	SAINT MARY'S	Big 12 Now	2 p.m.
22	-/-	-/-	at St. Louis	ESPN+	1 p.m.
30	-/-	-/-	WOFFORD	Big 12 Now	7 p.m.

JANUARY

4	-/-	-/RV	at Oklahoma State [*]	Big 12 Now	2 p.m.
8	-/-	-/RV	WEST VIRGINIA [*]	Big 12 Now	7 p.m.
12	-/-	-/-	at TCU [*]	FSSW	2 p.m.
15	-/-	7/6	BAYLOR [*]	Big 12 Now	7 p.m.
18	-/-	-/-	TEXAS TECH [*]	Big 12 Now	5 p.m.
22	-/-	-/-	at Texas [*]	LHN	7 p.m.
25	-/-	-/RV	at Iowa State [*]	-	2 p.m.
29	-/-	-/-	KANSAS STATE [*]	FSN	8 p.m.

FEBRUARY

2	-/-	-/-	OKLAHOMA [*]	FSN	12 p.m.
5	-/-	7/6	at Baylor [*]	Big 12 Now	7 p.m.
8	-/-	-/-	TCU [*]	Big 12 Now	5 p.m.
12	-/-	-/-	at Texas Tech [*]	-	7 p.m.
15	-/-	-/-	TEXAS [*]	Big 12 Now	6 p.m.
22	-/-	-/RV	at West Virginia [*]	AT&T Sportsnet	4 p.m.
26	-/-	-/-	at Oklahoma [*]	FSOK	7 p.m.
29	-/-	-/RV	OKLAHOMA STATE [*]	Big 12 Now	5 p.m.

MARCH

3	-/-	-/RV	IOWA STATE [*]	Big 12 Now	7 p.m.
8	-/-	-/-	at Kansas State [*]	Big 12 Now	2 p.m.
Phillips 66 Big 12 Championship					
12			First Round	FCS	TBD
13			Quarterfinals	FSN	TBD
14			Semifinals	FS2	TBD
15			Final	ESPN2	TBD

All times Central and subject to change
 Rank AP Top 25 / USA Today Coaches' Poll
 % FAU Thanksgiving Tournament; *SEC/Big 12 Challenge; ^ Big 12 Conference games

GAME FLORIDA AT KANSAS

KU08
 Lawrence, Kan. • Allen Fieldhouse
 Sunday, December 8, 2019 • 2:00 P.M. CT
 Big 12 Now on ESPN+

BIG 12 NOW ON ESPN+

Play-by-Play: Josh Klingler
Color Analyst: Brenda Vanlengen
Color Analyst: Jill Dorsey Hall
Producer: Curtis Lorenz

JAYHAWK RADIO NETWORK

Radio: IMG Jayhawk Radio Network
Webcast: KUathletics.com/Radio
Play-by-Play: JIMMY CHAVEZ
Analyst: DAVID LAWRENCE

FAST BREAKS

- » Kansas has only faced Florida once in program history, dating back to Nov. 26, 1994, where the Gators came out on top, 58-56, in Honolulu, Hawaii.
- » Kansas is 61-70 against SEC schools entering the sixth installment of the Big12/SEC Challenge.
- » In five of the last seven games, Kansas has had at least three players score in double figures.
- » Through seven games, Five Jayhawks are averaging in double figures in points with sophomore guard Anyia Thomas (13.0), freshman guard Holly Kersgieter (12.4), senior forward Mariane De Carvalho (11.6), freshman guard Zakiyah Franklin (11.4) and junior forward Tina Stephens (10.1).
- » Kansas is coming off winning the FAU Thanksgiving Tournament, which marks the second tournament championship in the Schneider era with the first coming last season at the Duel in the Desert.
- » In the two games at the FAU Thanksgiving tournament, KU shot 46.1 percent (60-130) from the field and held its opponents (Wright State/FAU) to 35.5 percent (42-118) shooting from the field. In the eight quarters, the Jayhawks only allowed its opponents to score more than 20 points in one quarter.
- » Coming off the bench and earning All-Tournament team honors, Stephens recorded a career-best 19 points, 15 rebounds, seven offensive rebounds and six steals against FAU. This marks Stephens' third double-double of the season.
- » Sophomore guard Brooklyn Mitchell earned MVP of the FAU Thanksgiving Tournament as she caught fire against FAU scoring a career-high 23 points on 76.9 percent (10-13) shooting along with four rebounds.
- » Thomas recorded a career-high 19 points against FAU and a career-high seven rebounds along with four steals.

SERIES AT A GLANCE

OVERALL FLORIDA LEADS, 1-0
 Neutral Florida leads, 1-0
 vs SEC SEC leads 70-61



78.4	POINTS PER GAME	67.9
.449	FG %	.441
.289	3 FG %	.299
44.4	REBOUNDS PER GAME	46.0
15.9	ASSISTS PER GAME	12.7
2.3	BLOCKS PER GAME	2.0
10.0	STEALS PER GAME	8.3
55.0	SCORING DEFENSE	56.0
33.9	FG % DEFENSE	36.0
26.1	3 FG % DEFENSE	26.1
6.6	REBOUND MARGIN	9.3
1.1	AST-TO RATIO	0.8

LAST GAME STARTERS



MARIANE DE CARVALHO	11.6 PPG	13.0 PPG	11.4 PPG	9.9 PPG	6.3 PPG
ANYIA THOMAS	1.6 APG	1.8 APG	4.2 APG	3.4 APG	1.0 APG
ZAKIYAH FRANKLIN	37.8 FG PERCENTAGE	45.1 FG PERCENTAGE	35.8 FG PERCENTAGE	40.0 FG PERCENTAGE	69.0 FG PERCENTAGE

COMMUNICATIONS

KIAIRA COOPER
 Asst. Communications Director
 e: ktcooper@ku.edu
 c: 785.691.9738

JAKE DERICHSEWILER
 Communications Assistant
 e: jacobderich@ku.edu
 c: 785.331.5303

NUMERICAL ROSTER

No.	Name	Pos.	Ht.	Yr.	Hometown / Previous School
1	Tina Stephens	F	6'2"	JR	Palmetto, Florida / Palmetto HS
3	Tamia Davis	G	5'7"	FR	Raleigh, North Carolina / SE Raleigh HS
4	Mariane De Carvalho	F	6'2"	SR	Araraquara, Brazil / Highland CC
5	Aniya Thomas	G	5'7"	SO	Duncanville, Texas / Duncanville HS
10	Emma Merriweather	C	6'5"	R-SO	Buena Park, Calif. / Lakeside HS
11	Niccolly Ramalho	G	5'5"	SR	Sao Paulo, Brazil / Highland CC
13	Holly Kersgieter	G	5'10"	FR	Sand Springs, Oklahoma / Charles Page HS
15	Zakiah Franklin	G	5'7"	FR	Lakeland, Florida / Winter Haven HS
21	Brooklyn Mitchell	G	5'6"	SO	New Orleans, La. / Ursuline Academy
25	Chandler Prater	G	5'11"	FR	Kansas City, Missouri / North Kansas City HS
31	Brittany Franklin	C	6'5"	SO	Plymouth, N.C. / Plymouth HS
35	Bailey Helgren	C	6'5"	JR	Edina, Minn. / Edina HS
45	Chisom Ajekwu	C	6'3"	FR	Lawrence, Kansas / Lawrence HS

COACHES AND STAFF

Name	Position // Year at KU	Alma Mater // Year
Brandon Schneider	Head Coach // 5th	Wayland Baptist // 1995
Larry Tidwell	Associate Head Coach // 1st	Austin College // 1975
Damitria Buchanan	Assistant Coach/Recruiting Coord. // 5th	Texas A&M // 2010
Jhasmin Player	Assistant Coach // 1st	Baylor // 2009
Brock McGinnis	Dir. of Player Develop. // 1st	Ottawa // 2012
Donease Smith	Dir. of Basketball Ops/ Asst. AD // 5th	Central Missouri // 1998
Damon Young	Graphic Designer // 3rd	Oklahoma // 2017
Patrick Schrater	Grad. Student Manager // 1st	Emporia State // 2018

PRONUNCIATION GUIDE

MARIANE DE CARVALHO MARI-An-Knee De Car-Val-Yo
NICCOLLY RAMALHO Nuh-Cole-LEE Huh-MALL-yo
ANIYA Thomas uh-NYE-uh
ZAKIYAH Franklin zuh-ky-uh
HOLLY KERSGIETER. kers-GEETER
CHANDLER PRATER PRAY-ter
CHISOM AJEKWU Ch-is-Um A-Jeck-Woo

RADIO/TV ROSTER

 TINA STEPHENS Junior // Forward Palmetto, Florida	 TAMIA DAVIS Freshman // Guard Raleigh, North Carolina	 MARIANE DE CARVALHO Senior // Forward Araraquara, Brazil	 ANIYA THOMAS Sophomore // Guard Duncanville, Texas	 EMMA MERRIWEATHER R-Sophomore // Center Buena Park, California	 NICCOLLY RAMALHO Senior // Guard Sao Paulo, Brazil	 HOLLY KERSGIETER Freshman // Guard Sand Springs, Oklahoma
 ZAKIYAH FRANKLIN Freshman // Guard Lakeland, Florida	 BROOKLYN MITCHELL Sophomore // Guard New Orleans, Louisiana	 CHANDLER PRATER Freshman // Guard Kansas City, Missouri	 BRITTANY FRANKLIN Sophomore // Center Plymouth, North Carolina	 BAILEY HELGREN Junior // Center Edina, Minnesota	 CHISOM AJEKWU Freshman // Center Lawrence, Kansas	 BRANDON SCHNEIDER Head Coach
 LARRY TIDWELL Associate Head Coach	 DAMITRIA BUCHANAN Assistant Coach/ Recruiting Coordinator	 JHASMIN PLAYER Assistant Coach	 BROCK MCGINNIS Director of Player Development	 DONEASE SMITH Assistant Athletics Dir. Director of Operations	 DAMON YOUNG Visual Communications and Design Coordinator	 PATRICK SCHRATER Graduate Student Manager



BRANDON SCHNEIDER

POSITION **Head Coach**

ALMA MATER **Wayland Baptist, '95**

HOMETOWN **Canyon, Texas**

WIFE **Ali**

CHILDREN **Cash & Cole**

Brandon Schneider is now in his fifth season at the helm of the Kansas women's basketball program. He became the sixth head coach to lead the Jayhawks when he was hired on April 20, 2015.

Using the momentum from a 7-1 start to 2018-19, which led to the Jayhawks receiving votes in both the AP and USA Today Coaches polls, Kansas concluded nonconference action with a 10-1 record and a tournament title after winning the Duel in the Desert in Las Vegas.

Under Schneider's guidance, two Jayhawks reached the 1,000-point plateau during the 2018-19 season. Both Kylee Kopatich and Jessica Washington recorded over 1,000 points in their careers.

Two Jayhawks received All-Big 12 honors in 2019 with the senior duo of Kopatich and Christalah Lyons being named to the honorable mention team. The selection marks Lyons' second All-Big 12 honor in two seasons and the first of Kopatich's four-year career. Off the hardwood, Kansas had four student-athletes garner Academic All-Big 12 honors, including three selected to the first team and one to the second team.

In 2017-18, Schneider and the Jayhawks opened the season with a seven-game winning streak, the best start for the program since the 2012-13 campaign. KU's 7-0 start was just the beginning of another season of improvement under Schneider's direction.

The Jayhawks not only increased their win total from a season ago, but collected their first victory over a nationally-ranked opponent under Schneider and first since the 2014 campaign. Junior guard Christalah Lyons became the Jayhawk to earn Big 12 honors under Schneider's guidance.

Throughout his third season as head coach, Kansas bettered its field goal percentage from 33.8 percent from a year ago to 38.3 percent this year. KU's defense especially stood out in 2017-18, with Kansas' scoring defense and field goal percentage defense ranking among the best in the Big 12 Conference and the nation during the season. The Jayhawks held their opponents to shooting 39.4 percent from the field this season, improving from the 43.3 percent they held their opponents to last season.

Kansas not only saw improvement on the court, but in the classroom. Five Jayhawks received Academic All-Big 12 First Team honors, the most since 2015.

During his second season leading the Jayhawks, Schneider guided Jessica Washington, the first student-athlete he signed as KU's head coach, to new heights in 2017-18. Washington, a transfer, became the first Jayhawk to earn Big 12 Newcomer of the Year honors. She led the league with 19.3 points per game during conference action, while averaging 17.1 points throughout the season.

Under Schneider's leadership, four Jayhawks earned academic accolades at the conclusion of the 2016-17 season, the most honorees for Kansas since the 2009-10 season. In all, seven Jayhawks have been recognized for their efforts in the classroom since Schneider came to campus.

Schneider came to Kansas after a five-year stint at Stephen F. Austin, where he returned SFA to the top of the Southland Conference. SFA won back-to-back league titles in 2013-14 and 2014-15 and the Ladyjacks made three postseason appearances. As head coach at Stephen F. Austin, Schneider was 95-66 overall in five years and 57-29 in Southland Conference play.

During the 2014-15 season, Schneider guided the Ladyjacks to their second-straight Southland Conference title and a 23-8 overall record, marking the third time in his tenure that the SFA reached the 20-win plateau. Schneider was named Southland Coach of the Year after the Ladyjacks finished with a 16-2 league mark. Schneider mentored a handful of All-SLC Players during his time in Nacogdoches, including 2014-15 SLC Player of the Year Porsha Roberts, who was also a two-time Defensive Player of the Year.

The Ladyjacks finished the 2013-14 campaign with a 23-13 record and saw the team become the first in school history to win three games in a postseason tournament. SFA defeated Texas State and Boise State at home during the WBI and bested College of Charleston on the road to advance to the title game where SFA fell to Illinois-Chicago 73-64.

Schneider's team overcame adversity en route to its first conference title since 2010 and its 16th in the Southland overall. The Ladyjacks had one returning starter go down with an injury during preseason workouts and lost another starter five games into conference play. After losing the first two games following the second injury, Schneider and his staff made adjustments to see the team go 9-2 to close the regular season, including winning the last six straight. SFA overcame a five-game deficit in the Southland standings to tie for the regular season crown. Schneider guided the team to the championship game of the Southland Conference Tournament as well for the second time in his tenure. Awards came in for SFA in the 2013-14 season for Porsha Roberts.

Schneider saw his team's top player win Southland Conference Defensive Player of the Year and become the all-time blocks leader in SFA history. Roberts averaged 17.0 points per game and shot an impressive 56.3 percent from the field. Her shooting percentage improved during league play where she hit 58.7 percent of her shots. Roberts was named first team All-Southland Conference and receive all-tournament honors during the WBI. Roberts averaged 22.5 points during the run to the championship game of the tournament.

The turnaround at SFA happened quickly for Schneider. In just his second season at SFA, he guided the Ladyjacks to the Southland Conference Tournament Championship and a 23-win season. It was the most wins by a Ladyjack team since the 2005-06 season when SFA also won 23 games and just the fifth 20-win season this decade. The increase in 11 wins from the 2010-11 season (12) to 2011-12 (23) was tied for the sixth-biggest turnaround in the nation.

Schneider also oversaw the development of the 2011-12 Southland Conference Freshman of the Year, Porsha Roberts, and SLC Newcomer of the Year, Ashlee Mells.

In his first full season as head coach of the Ladyjack basketball program, Schneider led SFA to a 12-18 overall record and a 9-7 mark in conference play. The Ladyjacks clinched a trip to the Southland Conference Championship Tournament and nearly pulled off an upset of No. 3 Central Arkansas in the first round before falling 64-58.

Schneider also oversaw the development of senior guard Tammara Marion, who was named to the All-Southland Conference second team, led the Ladyjacks and was fourth in the league averaging 16 points per game for the season along with 3.2 rebounds and 3.2 assists. She also set the single-season record with 72 made three-point shots. The Ladyjacks also led the conference in offensive rebounding with 16.8 per game.

Schneider entered his second year with high expectations after assembling a signing class that's ranked 35th in the nation according to Premier Basketball Report, of which included four McDonald's All-American Nominees.

Schneider was named head coach of the Ladyjacks on April 20, 2010. Recognized as one of the top names at the NCAA Division II level, Schneider went to Nacogdoches after a highly successful 12-year stint at Emporia State.

The Canyon, Texas native is the second all-time winningest head coach at the NCAA Division II level. At Emporia State, Schneider guided the Lady Hornets to a 306-72 (.810) record, and the 2010 NCAA Division II National Championship. The school's all-time leader in wins and winning percentage, Schneider ranks among the all-time top 10 in fastest coaches to 100 victories, and third fastest among women's basketball coaches.

Schneider spent 12 seasons at ESU guiding the Lady Hornets to 11 NCAA Tournament appearances. During that stretch, Schneider's teams recorded two 30-win seasons and nine 20-win campaigns. Along with the 2010 national championship, Schneider coached ESU to four NCAA Division II South Central Regional titles, two Final Four appearances, six regular-season conference crowns and three league tournament titles.

Schneider made it tough on conference opponents during his time with the Lady Hornets winning 80 percent of those games. ESU posted a 173-43 (.801) record versus MIAA foes. The Lady Hornets were nearly unbeatable at home sporting a 143-14 (.917) record under Schneider. Schneider posted a 39-26 (.600) record against nationally ranked opponents, which included four wins over No. 1 ranked teams, and was 21-10 (.677) in the NCAA Tournament.

Schneider was the first MIAA rookie head coach to win both the MIAA regular-season and tournament titles. In 2006, the Kansas Basketball Coaches Association of four-year colleges voted Schneider as its coach of the year. He was also a three-time MIAA Coach of the Year.

The 2010 Bulletin Women's Basketball National Coach of the Year and the WBCA South Central Region Coach of the Year, Schneider's players have reaped the rewards of his guidance. He has coached seven All-Americans, including two NCAA Division II Player of the Year selections, 13 first-team All-MIAA honorees, eight conference MVPs and seven players have gone on to play professionally, including one in the WNBA.

Schneider is well respected for being able to attract some of the nation's top talent on the recruiting trail. During his time at Emporia State Schneider signed six NJCAA All-Americans and four high school All-Americans to play for the Lady Hornets.

Schneider was a 1995 honors graduate of Wayland Baptist. During his time at Wayland, Schneider was a four-year letterman in men's basketball and was the school's first-ever academic All-American, capturing the honor three times.

Schneider's father, Bob, was one of the most successful women's coaches at the NCAA Division II level, having served as the head coach at West Texas A&M from 1981-2006. They became the first father/son combination to take teams to the Elite Eight.

Schneider and his wife Ali, have two sons, Cash and Cole.

TOUGH AND TOGETHER

Path to KANSAS

2015-



Kansas
Head Coach

2010-15



Stephen F. Austin
Head Coach

1998-2010



Emporia State
Head Coach

1995-98



Emporia State
Assistant Coach

22

**YEARS
EXPERIENCE**

14

**POSTSEASON
APPEARANCES**



ABOUT THE BIG 12/SEC CHALLENGE

The sixth edition of the women's basketball challenge between the Big 12 and Southeastern Conference includes six games that will feature at least one ranked opponent in either the Associated Press or USA Today Sports' Coaches Poll. This is the fourth season in which 10 games will be played. The format consists of five home games on campus sites for each conference.

The inaugural challenge was held in Little Rock, Arkansas and featured a top-5 showdown with No. 3 Texas squaring off against No. 4 Texas A&M. Oklahoma and Arkansas, who were both receiving votes, played in the second game. The conferences split the challenge with the two games decided by a total of nine points.

The 2015 version was contested in Oklahoma City with the opponents reversed as No. 5 Texas played Arkansas while No. 17 Oklahoma competed against no. 18 Texas A&M. Each league again claimed a win. In 2016, the sec edged the big 12, 6-4, in the first 10-game slate. The conferences have split the challenge, 5-5, in the last two seasons.

Last season, Kansas took down LSU, 68-61, in the SEC/Big 12 Challenge inside the Pete Maravich Assembly Center. The Jayhawks forced the Tigers into committing 22 turnovers, with 12 of them coming in the first half alone. Kansas capitalized on LSU's mistakes, scoring 26 of its 68 points off of those turnovers.



COACHES CORNER

- 1** NCAA National Championship
- 2** NCAA Final Four Appearances
- 4** NCAA Elite Eight Appearances
- 8** Conference Titles
- 14** 20+ Win Seasons
- 22** Years of Head Coaching Experience
- 7** NCAA Sweet 16 Appearances
- 11** NCAA Tournament Appearances
- 445** Career Wins

ABOUT FLORIDA

The Gators have seven returning letterwinners that all started at least one game in the 2018-19 season. Florida is 6-2 coming into Allen Fieldhouse and started the season on a four-game win streak. The Gators dropped back-to-back games against No. X Indiana, 73-49, then to No. X Florida State, 66-55. Florida bounced back winning two straight with an 84-40 win over Florida A&M and then defeating Prairie View A&M, 51-44.

Florida is averaging 65.8 points a game and have been out-scoring opponents on an average of 11.3 points. The Gators have also been active on the glass grabbing 44.6 rebounds a game, averaging 9.0 rebounds more than its opponents.

Pacing the Gators scoring has been freshman guard Lavender Briggs with 13.4 points a game on 36.0 percent from the field and 35.1 percent from beyond the arc. Senior forward Zada Williams has averaged 12.3 points in the first eight games leads the team on the boards with 8.8 rebounds.

ABOUT THE JAYHAWKS

Kansas returns six players from the 2018-19 campaign to go along with seven new faces. This includes five freshmen (Tamia Davis, Holly Kersgieter, Zakiyah Franklin, Chandler Prater and Chisom Ajekwu) and two transfers in Emma Merriweather and Tina Stephens.

With a fairly young team, the Jayhawks look to their two returning starters, junior Bailey Helgren and sophomore Aniya Thomas, to lead the squad.

Helgren appeared in all 31 games, starting 29 as a sophomore. She averaged 23.2 minutes per game while averaging 2.8 per game. Thomas appeared in 29 games and made 11 starts as a freshman. Last season, she averaged 4.8 per game, tallied seven double-digit scoring efforts, including four of the last six games of the season. Thomas scored a career-high 17 points against Oral Roberts on (11/13/18).

The newcomers will look to them and the other returners for guidance on the court as they begin their Kansas careers.

In 2018-19, the Jayhawks had a record of 13-18, which they are looking to improve upon this season by looking to the returners to help the newcomers quickly gain experience.



QUICK FACTS

UNIVERSITY

Location	Lawrence, Kan.
Enrollment	28,447
Founded	1866
Nickname	Jayhawks
School Colors	Crimson (Pantone 186) & Blue (Pantone 293)
Affiliation	NCAA Division I
Conference	Big 12 Conference
Conference Website	www.Big12Sports.com
Chancellor	Douglas A. Girod
Director of Athletics	Jeff Long
Exec. Associate AD/SWA	Nicole Corcoran
Athletics Website	KUATHletics.com
Ticket Office	800.34.HAWKS (42957)
Tickets Website	KUTickets.com

KANSAS WOMEN'S BASKETBALL COMMUNICATIONS STAFF

Assistant Director of Communications	Kiaira Cooper
Cell	785.691.9738
Email	ktcooper@ku.edu
Communications Assistant	Jake Derichsweiler
Cell	785.331.5303
Email	jacoderich@ku.edu
KU Athletics Website	KUATHletics.com
Facebook	/KansasWomensBasketball
Twitter	@KUWBBall
Instagram	@KUWBBall

ARENA

Basketball Facility	Allen Fieldhouse
Capacity	16,300
Largest Crowd	16,113 (April 4, 2009 vs. South Florida)
Year Opened	1955

COACHING INFORMATION

Head Coach	Brandon Schneider
Alma Mater	Wayland Baptist, 1995
Record at Kansas (Seasons)	44-83 (5)
Career Record (Seasons)	445-221 (22)
Associate Head Coach	Larry Tidwell
Assistant Coach/Recruiting Coordinator	Damitria Buchanan
Assistant Coach	Jhasmin Player

SUPPORT STAFF

Director of Player Development	Brock McGinnis
Director of Basketball Operations	Donease Smith
Visual Comms. & Graphic Design Coord.	Damon Young
Graduate Assistant	Patrick Schratler
Athletic Trainer	Nicole Lowery
Communications	Kiaira Cooper

HISTORY

First Season of Basketball	1968-69
Seasons	52nd
All-Time Record	828-652 (.559)
All-Time Big 12 Record	126-258 (.329)
NCAA Tournament Appearances (Last)	13 (2013)
WNIT Appearances (Last)	seven (2011)
AIAW Postseason (Last)	three (1981)
Last Postseason Opponent	Notre Dame (3/31/13)
Result	L, 63-93 in Norfolk, Va.

TEAM INFORMATION

2018-19 Overall Record	13-18
2018-19 Big 12 Record	2-16 (10th)
2018-19 Home Record	8-8
2018-19 Road Record	2-9
2018-19 Neutral Record	3-1
Letterwinners Returning/Lost	6/9
Starters Returning/Lost	2/3

MEDIA INFORMATION

PRESS RELEASES/ GAME NOTES

Prior to each contest a complete release previewing the upcoming game and reviewing the season will be available on KUathletics.com. The release will also be emailed to media requesting this service.

PREGAME INTERVIEWS

Kansas players will not be available for any pregame media activities. Head coach Brandon Schneider will be available for pregame interviews and live television shots depending on time schedules. Media are encouraged to call Kansas communications well in advance to arrange such interviews.

POSTGAME INTERVIEWS

Kansas' locker room is closed to media after the game. Media on press row will be asked for player requests prior to the conclusion of the game. Head coach Brandon Schneider and requested players will be available following the game in the Allen Fieldhouse media room.

INTERVIEWS

Direct all requests for interviews with Kansas head coach Brandon Schneider or women's basketball student-athletes through Assistant Communications Director Kiara Cooper by calling 785-691-9738 or emailing ktcooper@ku.edu.

CREDENTIALS

Credentials for Kansas women's basketball home games are issued to working media only and must be requested at least 24 hours in advance to Kiara Cooper by emailing ktcooper@ku.edu. Media will have a credential left for them at the media will call located by the Allen Fieldhouse media room located on the first floor in the northwest corner of Allen Fieldhouse.

PARKING

Parking is free to the public and is available on a first-come, first-serve basis for Kansas women's basketball games with the exception of the parking garage connected to Allen Fieldhouse. Media arriving before the parking lots are open for the game are subject to University parking violations.

WORKING MEDIA LOCATION

The working press, radio and television area is located on the east side of James Naismith Court in Allen Fieldhouse. Media are assigned seats with a seating chart available in the media room and at the end of press row. Media may file from courtside or the media room following games.

MEDIA ROOM SERVICES

Pregame packets including notes, statistics, programs and rosters will be available upon arrival in the media room. Halftime and final box scores will be provided. Stat monitors are provided based on availability.

WIRELESS INTERNET

Complimentary access to wireless internet is available for working media at Allen Fieldhouse and information about how to access it will be available in the media room.

ASSOCIATED PRESS (AP)

Nov. 25

RANK	SCHOOL (FIRST PLACE VOTES)	RECORD	POINTS
1	STANFORD (23)	8-0	740
2	LOUISVILLE (5)	8-0	708
3	OREGON	6-1	662
4	UCONN (2)	6-0	657
5	OREGON STATE	7-0	623
6	SOUTH CAROLINA	8-1	609
7	BAYLOR	7-1	597
8	FLORIDA STATE	7-0	517
9	MARYLAND	7-1	507
10	MISSISSIPPI STATE	8-1	472
11	UCLA	7-0	430
12	TEXAS A&M	5-1	429
13	N.C. STATE	8-0	397
14	INDIANA	6-1	368
15	KENTUCKY	7-0	367
16	DEPAUL	6-1	291
17	TENNESSEE	7-0	230
18	GONZAGA	6-1	218
19	MICHIGAN STATE	6-1	184
20	ARIZONA	7-0	182
21	MIAMI	5-2	144
22	MISSOURI STATE	7-1	101
23	ARKANSAS	7-1	94
24	MICHIGAN	6-1	42
25	LSU	7-1	41

OTHERS RECEIVING VOTES: SYRACUSE 29, FLORIDA GULF COAST 28, SOUTH DAKOTA 27, WEST VIRGINIA 24, MINNESOTA 10, NORTH CAROLINA 5, NOTRE DAME 5, RUTGERS 3, NORTHWESTERN 3, PURDUE 2, TCU 1, DRAKE 1, COLORADO 1, CREIGHTON 1

DROPPED FROM RANKINGS: SYRACUSE 18, SOUTH FLORIDA 21, WEST VIRGINIA 23

AP

USA TODAY/WBCA COACHES POLL

Dec. 3

RANK	SCHOOL (FIRST PLACE VOTES)	RECORD	POINTS
1	STANFORD (24)	8-0	787
2	LOUISVILLE (5)	8-0	734
3	OREGON (1)	6-1	713
4	UCONN (2)	6-0	712
5	OREGON STATE	7-0	681
6	BAYLOR	7-1	648
7	SOUTH CAROLINA	8-1	605
8	MISSISSIPPI STATE	8-1	605
9	MARYLAND	7-1	534
10	FLORIDA STATE	7-0	519
11	UCLA	7-0	465
12	N.C. STATE	8-0	463
13	TEXAS A&M	5-1	424
14	KENTUCKY	7-0	370
15	DEPAUL	6-1	303
16	INDIANA	6-1	293
17	GONZAGA	6-1	235
18	MISSOURI STATE	7-1	225
19	TENNESSEE	7-0	187
20	ARIZONA	8-0	187
21	MICHIGAN STATE	6-1	186
22	MIAMI-FLORIDA	5-2	138
23	ARKANSAS	7-1	125
24	SOUTH DAKOTA	7-1	80
25	MICHIGAN	6-1	53

OTHERS RECEIVING VOTES: SYRACUSE 49; LOUISIANA STATE 42; FLORIDA GULF COAST 26; OKLAHOMA STATE 14; ARIZONA STATE 12; WEST VIRGINIA 8; MINNESOTA 8; SOUTH FLORIDA 6; PURDUE 5; PRINCETON 4; NORTHWESTERN 3; NOTRE DAME 2; MARQUETTE 2; GREEN BAY 2; NEW MEXICO 1; IOWA STATE 1; CREIGHTON 1.

DROPPED FROM RANKINGS: NO. 16 SYRACUSE; NO. 20 SOUTH FLORIDA



THIS DAY IN

KANSAS WOMEN'S BASKETBALL HISTORY

DECEMBER

8

Kansas is 11-3 all-time in games on Dec. 8

On Thursday, Dec. 8, 2011 - A well-balanced offense that turned the ball over for the second-fewest times in school history highlighted the Kansas women's basketball team's 73-44 victory against Wisconsin in Allen Fieldhouse.

TEAM NOTES

KANSAS - 2019-20 BIG 12 CONFERENCE RANKS

Points	77.2	6th		Opp.Points	52.6	4th
Scoring Mar.	+24.6	5th		Reb Mar.	+7.4	7th
FG Pct.	.444	5th		Opp FG Pct.	.332	6th
3-Pt Pct.	.314	9th		Opp 3Pct.	.221	2nd
FT Pct.	.575	9th		3-Made	6.6	7th
Steals	10.2	5th		Blocks	2.4	9th
Turnovers	14.6	2nd		Assists	15.6	7th
TO Mar.	+4.8	4th		Ast:TO Ratio	1.07	4th

KANSAS - 2019-20 DIVISION I RANKS

Points	77.2	T-54th		Opp. Points	52.6	T-27th
Scoring Mar.	+24.6	T-27th		Reb. Mar.	+7.4	T-72nd
FG Pct.	.444	67th		Opp FG Pct.	.332	39th
3-Pt Pct.	.314	183rd		Opp 3Pct.	.221	20th
FT Pct.	.575	T-32nd		3-Made	6.6	T-135th
Steals	10.2	T-74th		Blocks	2.4	T-239th
TOs	14.6	T-90th		Assists	15.6	T-79th
TOs Mar.	+4.8	T-62nd		Ast:TO Ratio	1.07	65th

THE SUNSHINE STATE

Kansas has two players hailing from the state of Florida with freshman guard Zakiyah Franklin and junior forward Tina Stephens.

Stephens played at Palmetto High School in Florida and played two seasons at Florida Southwestern College before transferring to KU. Stephens is coming off a career-best while at Kansas, posting a double-double against FAU with 19 points and 15 rebounds.

Franklin is from Lakeland, Fla. and played at Winter Haven High School where she won three-straight state championships and was an 8A all-state selection as a junior. Franklin is fourth on the team in scoring averaging 11.4 points and leads the team in assists with 3.9 a game.

ON ALL CYLINDERS

Through seven games, five Jayhawks are averaging in double figures in points with sophomore guard Aniya Thomas (13.0), freshman guard Holly Kersgieter (12.4), senior forward Mariane De Carvalho (11.6), freshman guard Zakiyah Franklin (11.4) and junior forward Tina Stephens (10.1).

BATTLE OF THE BOARDS

The Jayhawks are becoming a force in the paint. KU is outrebounding opponents 311-265, collecting an average 44.4 rebounds while opponents are averaging 37.9.

DEFENSIVE HUSTLE

Kansas has locked in on the defensive side of the court. Through seven games, the Jayhawks have forced its opponents to commit 20.8 turnovers per game along with 10.0 steals.

KU has also held its opponents to 33.9 percent shooting from the field and 26.1 percent from beyond the arc.

LAST TIME OUT: KU 90, FAU 60

Sophomore guard Brooklyn Mitchell came out aggressive in the opening quarter scoring 11 points against FAU. Kansas went on an 11-2 run in the last 3:12 and took a 24-10 lead into the second quarter.

To open the second quarter, the Jayhawks went on a 10-4 run to extend the lead to 20 points. The Owls answered with a 19-4 run over 3:59, but the Jayhawks took a 42-37 lead into halftime.

The Jayhawks outscored the Owls 23-10 and shot 55.6 percent (10-18) from the field in the third quarter. Kansas held FAU to 25 percent (4-16) from the field and 22.2 percent (2-9) from beyond the arc.

KU continued to roll through the fourth quarter shooting 50.0 percent (8-16) from the field and defensively held the Owls to 13 points on 27.3 percent (3-11) shooting from the field and 28.6 percent (2-7) from the 3-point line. Jayhawks rolled on to win the championship, 90-60, over FAU.

DROPPING DIMES

Kansas had a season high 22 assists against UML and in back-to-back games, Kansas has had every player that checked into the game score.

EFFORT IN THE PAINT

The Jayhawks had control down low against UML, scoring 50 points in the paint along with 45 rebounds, the most KU has recorded since grabbing 41 rebounds against Iowa State on March 4, 2019.

DOUBLE TROUBLE

In four of seven games this season, the Jayhawks have had at least one player post a double-double.

Junior forward **Tina Stephens** has come off the bench in all seven games and posted a double-double in three. The first against UIC with 15 points and 10 rebounds, the second against UMass Lowell with 14 points and 11 rebounds and the third against FAU with 19 points and 15 rebounds.

Senior forward Mariane De Carvalho had a career-best game against UMass Lowell recording her first double-double in her Kansas career with 15 points and 10 rebounds. For the second time in her Kansas career, junior forward Tina Stephens had a double-double with 14 points and 11 boards against UML.

In her season debut, freshman guard **Holly Kersgieter** posted 24 points along with 10 points in the season opener against Indiana State, where the Jayhawks went on to win 84-72.

SHOOTING YOUR SHOT

The Jayhawks shot at least 50 percent from the field in each quarter against in its last game against UMass Lowell.

TEAM EFFORT

Through seven games, Five Jayhawks are averaging in double figures in points with sophomore guard Aniya Thomas (13.0), freshman guard Holly Kersgieter (12.4), senior forward Mariane

BIG 12 CONFERENCE

2019-20 STANDINGS

TEAM	BIG 12	PCT	OVERALL	PCT
Kansas	0-0	.000	7-0	1.000
TCU	0-0	.000	6-0	1.000
Texas Tech	0-0	.000	6-0	1.000
#7 Baylor	0-0	.000	8-1	.889
Iowa State	0-0	.000	6-1	.857
West Virginia	0-0	.000	5-1	.833
Oklahoma State	0-0	.000	6-2	.750
Kansas State	0-0	.000	4-3	.571
Oklahoma	0-0	.000	4-4	.500
Texas	0-0	.000	4-4	.500

2019-20 BIG 12 STAT LEADERS

SCORING	SCHOOL	PPG
ASHLEY JONES	IOWA STATE	21.9
REBOUNDING	SCHOOL	RPG
PEYTON WILLIAMS	K-STATE	12.8
FIELD GOAL PERCENTAGE	SCHOOL	PCT.
ALEXIS TUCKER	TEXAS TECH	.680
3-PT FIELD GOAL PERCENTAGE	SCHOOL	PCT.
KYSRE GONDREZICK	WEST VIRGINIA	.500
ASSISTS	SCHOOL	APG
CHRISTLYN CARR	TEXAS TECH	6.2
STEALS	SCHOOL	SPG
DIDI RICHARDS	BAYLOR	2.6
BLOCKS	SCHOOL	BPG
BRITTANY BREWER	TEXAS TECH	5.7
MINUTES	SCHOOL	AVG/G
KIANNA RAY	TCU	35.8

2019-20 BIG 12 PRESEASON POLL

1.	Baylor (9)	81
2.	Texas (1)	71
3.	West Virginia	66
4.	Iowa State	49
5.	K-State	47
6.	Oklahoma State	39
7.	Oklahoma	34
8.	TCU	27
9.	Texas Tech	26
10.	Kansas	10



UP NEXT

VS

SAINT MARY'S

SUNDAY, DEC. 15, 2019
LAWRENCE, KAN.
ALLEN FIELDHOUSE
2 P.M. CT



BY THE NUMBERS

2 Kansas welcomes two new faces on the coaching staff, Associate head Coach **Larry Tidwell** and Assistant Coach **Jhasmin Player**.

7 KU's roster features seven newcomers. This includes five freshmen (**Tamia Davis**, **Holly Kersgieter**, **Zakiah Franklin**, **Chandler Prater** and **Chisom Ajekwu**) and two transfers in **Emma Merriweather** and **Tina Stephens**.

6 Kansas returns six players from the 2018-19 to with two seniors, a junior and three sophomores. JUCO transfer **Mariane De Carvalho** and **Niccoly Ramalho** enters their second year as senior while **Bailey Helgren** rises as a senior. **Brooklyn Mitchell** and **Aniya Thomas** rounds out the returns as sophomores.

8 Over half of KU's non-conference matchups will be played inside Allen Fieldhouse with 8 total non conference games being played on James Naismith Court this season.

22 Coach **Brandon** enters his 22nd year as a head coach and 5th year as Kansas' head coach. He is sitting on a 44-221 career record and 44-83 KU record.

De Carvalho (11.6), freshman guard Zakiah Franklin (11.4) and junior forward Tina Stephens (10.1).

OVERSEAS FUTURE

Head coach **Brandon Schneider** and his staff announced Wednesday that three European four-star recruits have signed and submitted a National Letter of Intent for the 2020-21 season.

Guard Mia Vuksic from Sibenik, Croatia, forward Ioanna Chatzileonti from Athens, Greece, and forward Katrine Jessen from Skovlunde, Denmark, will join the young KU roster and look to make an immediate impact.

TOUGHER TOGETHER

Through the first four games, the Jayhawks have been getting contributions from every member of the team. Five players are averaging in double figures for points.

The team is shooting 44.6 percent from the field, grabbing 44.8 rebounds a game and 11 steals per game.

HAWK TALK WITH BRANDON SCHNEIDER

Head coach **Brandon Schneider** will join the voice of Kansas women's basketball, Jimmy Chavez, for Hawk Talk, which airs on Thursdays from 6-7 p.m., at Henry T's Bar & Grill. Chavez will call all the action home and away for the Jayhawks during the 2019-20 campaign.

FIRST SHOWINGS VS PITT STATE (EXH)

- » Junior and first-year Jayhawk **Tina Stephens** tallied nine points in the first quarter.
- » **Stephens** end the game with 12 points in her exhibition debut as a Jayhawk.
- » **Brooklyn Mitchell** led all Jayhawks with a game-high of 19 points, with the majority of her point scored in the second half (14).
- » **Zakiah Franklin** posted a 15 point gam on the afternoon with 11 scored in the second half.
- » **Bailey Helgren** nabbed a double-double (10pts-10 rebs).
- » Two other Jayhawks finished in double-digits scoring in **Marinae De Carvalho** (11) and **Aniya Thomas** (10).
- » Kansas garnered 14 points from TOs, 58 points in the paint, 22 second chance points, 17 from the bench and 11 off of fast breaks. KU led the Gorillas in all categories.

ROOKIE SEASON

Kansas has seven new faces to the 2019-20 roster including five freshmen (**Tamia Davis**, **Holly Kersgieter**, **Zakiah Franklin**, **Chandler Prater** and **Chisom Ajekwu**) and two transfers in **Emma Merriweather** and **Tina Stephens**.

RELYING ON LEADERSHIP

Kansas returns six players from the 2018-19 to with two seniors, a junior and three sophomores. With only reentring one true starter from the 2018-19 lineup, KU will have to rely on the leadership of its return to come alongside the newcomers. **Bailey Helgren**, appeared in all 31 game, started 29 as sophomore. **Mariane De Carvalho** received minutes in 23 games while starting in two as a first-year Jayhawk.

NEW FACES ON THE BENCH

Kansas added **Larry Tidwell** as associate head coach and **Jhasmin Player** as an assistant this off season.

Tidwell and Player fill vacancies left by Aqua Franklin and Jory Collins, who both became Division I head coaches this summer.

Tidwell comes to Lawrence with over 25 years of coaching experience at Division I level, including 11 as a head coach.

Player joins the Jayhawks after spending the 2018-19 season with Loyola Marymount in California. During her year at LMU, Player helped the Lions return to postseason play for the first time since 2001 after LMU was selected for the 2019 WNIT.

In addition to the hiring of Tidwell and Player, Schneider announced the promotion of assistant coach **Damitria Buchanan** to recruiting coordinator. Buchanan coordinated KU's last recruiting class that is currently ranked No. 31 nationally and No. 3 in the Big 12 by Dan Olsons Collegiate Girls Basketball Report.

SCHNEIDER RECEIVES HONOR

This summer, coach **Brandon Schneider** received the 2019 Harley Redin Coach's Award by his alma mater Wayland Baptist.

The Harley Redin Coach's Award is presented to a Wayland alumna who has demonstrated outstanding success as a head coach at the university or public/private school level. The recipient also is recognized for outstanding contributions to community, school and church.

UPCOMING CAREER MILESTONES

Name	Next Milestone	Current #
Mariane De Carvalho	300 points	204
Mariane De Carvalho	100 field goals made	69
Mariane De Carvalho	50 3-pointers	31
Mariane De Carvalho	100 rebounds	98
Aniya Thomas	50 games played	36
Aniya Thomas	300 points	230
Aniya Thomas	100 field goals made	81
Aniya Thomas	75 steals	36
Aniya Thomas	50 assists	37
Aniya Thomas	100 rebounds	60
Brooklyn Mitchell	50 games played	36
Brooklyn Mitchell	200 points	161
Brooklyn Mitchell	75 field goals made	63
Brooklyn Mitchell	75 assists	34
Brooklyn Mitchell	100 rebounds	57
Bailey Helgren	200 points	165
Bailey Helgren	350 rebounds	300
Bailey Helgren	50 blocks	47
Zakiah Franklin	100 points	80
Zakiah Franklin	75 assists	27
Holly Kersgieter	100 points	87
Holly Kersgieter	75 rebounds	41

SUPERLATIVES

GAMES PLAYED/STARTED	2019-20	CAREER
Bailey Helgren	7-7	66-55
Aniya Thomas	7-7	36-18
Brooklyn Mitchell	7-7	36-7
Brittany Franklin	-	7-0
Niccoly Ramalho	7-0	27-0
Mariane De Carvalho	7-7	30-9
Holly Kersgieter	7-0	7-0
Zakiah Franklin	7-7	7-7
Tina Stephens	7-0	7-0
Tamia Davis	4-0	4-0
Chisom Ajekwu	4-0	4-0

DOUBLE-DIGIT GAMES

POINTS	2019-20	CAREER
Mariane De Carvalho	4	6
Aniya Thomas	3	4
Brooklyn Mitchell	1	1
Bailey Helgren	1	1
Tina Stephens	2	2
Holly Kersgieter	2	2
Zakiah Franklin	3	3
Brooklyn Mitchell	3	3

REBOUNDS	2019-20	CAREER
Bailey Helgren	1	2
Tina Stephens	3	3
Mariane De Carvalho	1	1
Holly Kersgieter	1	1

20+ POINTS	2019-20	CAREER
Holly Kersgieter	1	1

30+ POINTS	2019-20	CAREER
-	-	-

8+ REBOUNDS	2019-20	CAREER
Bailey Helgren	1	6
Tina Stephens	3	3
Mariane De Carvalho	1	1
Holly Kersgieter	1	1

5+ ASSISTS	2019-20	CAREER
Zakiah Franklin	2	2
Brooklyn Mitchell	2	2

3+ BLOCKS	2019-20	CAREER
Bailey Helgren	1	1

DOUBLE-DOUBLE TRACKER

Player	2019-20
Holly Kersgieter	1
Tina Stephens	3
Mariane De Carvalho	1

LAST TIME OUT...

KANSAS INDIVIDUAL

Scored 40 points	Vickie Adkins (41) vs. Texas A&M, 12/15/84
Scored 30 points	Jessica Washington (30) vs. George Mason, 11/21/18
Scored 25 points	Brianna Osorio (28) vs. Texas Tech, 1/17/18
Made 15 field goals	Carolyn Davis (15) vs. Texas Tech, 1/25/12
Made 10 field goals	Brooklyn Mitchell (10) at FAU, 11/30/19
Made 6 3-point field goals	Jessica Washington (6) vs. Baylor, 1/16/19
Made 15 free throws	Carolyn Davis (15) at Wisconsin, 11/2/10
Attempted 25 field goals	Jessica Washington (26) vs. Texas, 1/4/17
Attempted 10 3-point field goals	Aniya Thmas (10) vs. Wright State, 11/30/19
Attempted 15 free throws	Carolyn Davis (15) vs. Iowa State, 2/9/11
Had 20 rebounds	Chelsea Gardner (20) vs. West Virginia, 1/24/15
Had 15 rebounds	Tina Stephens (15) at FAU, 11/30/19
Had 10 rebounds	Tina Stephens (10) vs Texas State, 11/24/19
Posted a double-double	Tina Stephens (19p, 15r) at FAU, 11/30/19
Posted a triple-double	Angela Aycock (25p, 10a, 10s) vs. Missouri, 2/26/95
Had 10 assists	Lauren Aldridge (10) at TCU, 2/17/15
Had 5 steals	Tina Stephens (6) at FAU, 1/30/19
Had 5 blocked shots	Bailey Helgren (5) vs. UMKC, 11/7/18

KANSAS TEAM

Scored 100 points	105 vs. Texas Southern, 12/12/13
Scored 90 points	90 at FAU, 11/30/19
Scored less than 50 points	49 at Iowa State, 3/4/19
Scored less than 40 points	40 at Baylor, 2/20/19
Scored 50 points in a half	51 vs. Delaware State, 11/22/17
Scored less than 20 points in a half	17 at Oklahoma State, 2/23/19
Made 50 field goals	50 vs. UNC-Ashville, 2/28/94
Made 40 field goals	40 vs. Newman, 12/9/12
Made 30 field goals	36 vs Wright State, 11/30/19
Made 15 3-point field goals	--
Made 10 3-point field goals	10 vs. Texas State, 11/24/19
Made 30 free throws	32 vs. Oklahoma, 1/30/19
Made 20 free throws	21 vs. Wright State, 11/29/19
Had 60 rebounds	70 vs. Morgan State, 12/8/93
Had 50 rebounds	54 vs. UIC, 11/10/19
Had 40 rebounds	48 at FAU 11/30/19
Had 30 assists	32 vs. Maine, 12/1/10
Had 20 assists	22 vs UMass Lowell, 11/17/19
Committed 10 or less turnovers	10 vs. West Virginia, 3/2/19
Committed 25 turnovers or more	28 vs. Yale 11/19/17
Had 20 steals	30 vs. Mississippi Valley State, 12/21/00
Had 15 steals	15 at Nebraska, 12/5/18
Had 10 blocked shots	11 vs. Kansas State, 2/25/15
Had 5 blocked shots	6 vs. TCU, 2/27/19
Two players scored 30 points each	--
Three players scored 20 points each	vs. Oklahoma, 1/30/19
.	C. Lyons (23), A. Richardson (20), K. Kopatic (20)
Two players scored 20 points each	vs. UC Riverside, 12/21/16
.	M. Calvert (30) and J. Washington (27)
Six players scored in double-figures	vs. Sam Houston State, 12/28/11
.	C. Davis (21), A. Goodrich (14), A. Sutherland (12), N. Knight (12), M. Engelman (11) and C. Gardner (10)
Five players scored in double-figures	vs. UIC, 11/10/19
.	M. De Carvalho (13), A. Thomas (17), Z. Franklin (14), B. Mitchell (11), T. Stephens (15)
Four players scored in double-figures	at FAU, 11/30/19
.	B. Mitchell (23), A. Thomas (19), T. Stephens (19), H. Kersgieter (12)

OPPONENT INDIVIDUAL

Scored 40 points	Danielle Adams (40) vs. Texas A&M, 2/12/11
Scored 30 points	Bridget Carleton (33) vs. Iowa State, 1/5/19
Scored 25 points	Jordan Moore (28) vs. TCU, 2/27/19
Made 15 field goals	Aliyyah Handford (16) vs. St. John's, 12/6/15
Made 10 field goals	Jordan Moore (11) vs. TCU, 2/27/19
Made 6 3-point field goals	Taylor Dunham (6) vs. Navy, 12/13/15
Made 10 free throws	Charli Collier (10) vs. Texas, 2/9/19
Attempted 25 field goals	Aliyyah Handford (25) vs. St. John's, 12/6/15
Attempted 10 3-point field goals	Juicy Landrum (13) at Baylor, 2/20/19
Attempted 15 free throws	Nina Davis (16) vs. Baylor, 1/17/15
Had 20 rebounds	Maya Singleton (24) at St. John's, 12/18/17
Had 15 rebounds	Zuri Sanders (16) at Texas Tech, 1/9/19
Had 10 rebounds	Tyler Frierson (11) & Shamarre Hale (11) vs Wright State, 11/29/19
Posted a double-double	Elena Pilakouta (15pts/12rebs) vs Omaha, 11/13/19
Posted a triple-double	Amanda Zahui B. (11p, 11r, 10b), vs. Minnesota, 11/20/13
Had 10 assists	Kayla Goth (10) vs. K-State, 2/6/19
Had 5 steals	Peyton Williams (6) vs. K-State, 2/6/19
Had 5 blocked shots	Jordan Moore (6) at TCU, 1/27/19

OPPONENT TEAM

Scored 100 points	103 at Oklahoma, 2/19/95
Scored 90 points	91 vs. Texas, 2/9/19
Scored less than 50 points	48 vs Texas State, 11/24/19
Scored less than 40 points	36 vs. Vermont, 12/30/18
Scored 50 points in a half	53 vs. Baylor, 1/16/19
Scored less than 20 points in a half	13 vs. Vermont, 12/30/18
Made 50 field goals	--
Made 40 field goals	41 at Oklahoma, 2/19/95
Made 30 field goals	35 vs. Baylor, 1/16/19
Made 15 3-point field goals	--
Made 10 3-point field goals	10 vs Wright State, 11/29/19
Made 30 free throws	35 vs. Nebraska, 2/13/02
Made 20 free throws	20 vs. TCU, 2/27/19
Had 60 rebounds	62 vs. West Virginia, 1/18/17
Had 50 rebounds	52 vs. Texas Tech, 1/17/18
Had 40 rebounds	46 vs Wright State, 11/29/19
Had 30 assists	--
Had 20 assists	21 at Baylor, 2/20/19
Committed 10 or less turnovers	6 at Baylor, 2/20/19
Committed 25 turnovers or more	26 at FAU, 11/30/19
Had 20 steals	21 at Wake Forest, 11/20/11
Had 15 steals	15 vs. Texas, 1/31/18
Had 10 blocked shots	11 at Iowa State, 3/4/19
Had 5 blocked shots	6 vs. TCU, 2/27/19
Two players scored 30 points each	at Creighton, 12/22/89
.	M. Sanford (30), K. Halligan (30)
Three players scored 20 points each	at Iowa State, 2/9/11
.	K. Bolte (26), H. Christofferson (21) and C. Poppens (20)
Two players scored 20 points each	at Baylor, 2/17/18
.	Wallace (26), Brown (20)
Six players scored in double-figures	at Oklahoma, 1/24/18
.	Llanusa (18), Pellington (17), Ortiz (17), Pierre-Loius (13), Manning (11) and Williams (10)
Five players scored in double-figures	vs. Texas, 2/9/19
.	Holmes (22), Collier (14), Williams (14), Sutton (12), Aborowa (10)
Four players scored in double-figures	vs. West Virginia, 3/2/19
.	Davenport (19), Martin (13), Niblack (11), Pardee (11)

KANSAS' RECORD WHEN...

Leading after one quarter	6-0
Trailing after one quarter	1-0
Tied after one quarter	0-0

Leading at half	6-0
Trailing at half	1-0
Tied at half	0-0

Leading after three quarters	6-0
Trailing after three quarters	0-0
Tied after three quarters	1-0

Leading with 5:00 remaining in regulation	6-0
Trailing with 5:00 remaining in regulation	0-0
Tied with 5:00 remaining in regulation	1-0
In Overtime	0-0

Kansas out-rebounds opponents	6-0
Kansas is out-rebounded	0-0
Same amount of rebounds	1-0

Kansas commits more TOs	1-0
Opponent commits more TOs	5-0
Same amount of TOs	1-0

Kansas shoots 50 percent of better	2-0
Opponent shoots 50 percent of better	0-0

Kansas shoots 49 percent of less	5-0
Opponents shoots 49 percent of less	5-0

Kansas shoots better than opponent (FG)	6-0
Opponents shoots better than Kansas (FG)	2-0
Same shooting percentage (FG)	0-0

Kansas has more free-throw attempts	5-0
Opponents has more free-throw attempts	1-0
Same amount of free-throw attempts	0-0

Kansas bench outscores opponent bench	6-0
Opponent bench outscores Kansas bench	1-0
Benches score the same	0-0

Kansas scores less than 50	0-0
Kansas scores between 50-59	0-0
Kansas scores 60-69	2-0
Kansas scores 70-79	2-0
Kansas scores 80-89	1-0
Kansas scores 90-99	2-0
Kansas 100 or more	0-0

Opponent scores less than 50	3-0
Opponent scores between 50-59	1-0
Opponent scores 60-69	2-0
Opponent scores 70-79	1-0
Opponent scores 80-89	0-0
Opponent scores 90-99	0-0
Opponent 100 or more	0-0

In November	7-0
In December	0-0
In January	0-0
In February	0-0
In March	0-0
In April	0-0

On Monday	0-0
On Tuesday	0-0
On Wednesday	1-0
On Thursday	1-0
On Friday	1-0
On Saturday	1-0
On Sunday	3-0

MISCELLANEOUS STATS

STARTING LINEUP (1)

(W-L)	1	2	3	4	5
7-0	Franklin	Mitchell	Thomas	De Carvalho	Helgren

WIN/LOSS MARGIN

	1	2	3	4	5	6	7	8	9	10	11-15	16-29	30+
Wins	-	-	-	-	-	-	-	-	-	-	3	1	3
Losses	-	-	-	-	-	-	-	-	-	-	-	-	-

MOST FIRST QUARTER POINTS

Kansas	27	vs UIC (11.10.19)
Opponents	18	vs Wright State (11.29.19)

FEWEST FIRST QUARTER POINTS

Kansas	12	vs Wright State (11.29.19)
Opponents	8	vs UMass Lowell (11.17.19)

LARGEST FIRST QUARTER LEAD

Kansas	14	at FAU (11.30.19)
Opponents	6	vs Wright State (11.29.19)

MOST SECOND QUARTER POINTS

Kansas	24	vs Indiana State (11.7.19)
Opponents	27	at FAU (11.30.19)

FEWEST SECOND QUARTER POINTS

Kansas	12	vs UIC (11.10.19)
Opponents	8	vs Texas State (11.24.19)

MOST FIRST HALF POINTS

Kansas	43	vs Indiana State (11.7.19)
Opponents	37	at FAU (11.30.19)

FEWEST FIRST HALF POINTS

Kansas	28	vs Wright State (11.29.19)
Opponents	22	vs UMass Lowell (11.17.19)

LARGEST HALFTIME LEAD

Kansas	15	vs UMass Lowell (11.17.19)
Opponents	4	vs Wright State (11.29.19)

JUMP BALLS CONTROLLED

(INCLUDES OT)	
Kansas	7
Opponent	

HOW KU SCORED FIRST POINTS

3-Pointer	1
Jump Shot	
Lay-Up	5
Free Throw	1

BENCH POINTS

Kansas	184
Opponents	127

WHO SCORED KU'S FIRST POINTS

Zakiyah Franklin	2
Bailey Helgren	1
Aniya Thomas	3
Mariane De Carvalho	1

DOUBLE-FIGURES SCORING

Mariane De Carvalho	4
Aniya Thomas	5
Zakiyah Franklin	4
Brooklyn Mitchell	4
Tina Stephens	3
Holly Kersgieter	4

DOUBLE-FIGURE REBOUNDING

Holly Kersgieter	1
Tina Stephens	4
Mariane De Carvalho	1
Bailey Helgren	1

DOUBLE-DOUBLES

Holly Kersgieter	1
Tina Stephens	3
Mariane De Carvalho	1

20- PLUS GAMES

Holly Kersgieter	1
Brooklyn Mitchell	1

POINTS LEADER

Holly Kersgieter	1
Aniya Thomas	2
Mariane De Carvalho	2
Brooklyn Mitchell	2
Zakiyah Franklin	1

3-POINTS LEADER

Holly Kersgieter	3
Zakiyah Franklin	2
Aniya Thomas	2
Mariane De Carvalho	2

REB LEADER

Holly Kersgieter	1
Tina Stephens	4
Mariane De Carvalho	1
Bailey Helgren	1

ASSIST LEADER

Mariane De Carvalho	1
Zakiyah Franklin	4
Holly Kersgieter	1
Brooklyn Mitchell	1
Aniya Thomas	1
Bailey Helgren	1

STEALS LEADER

Mariane De Carvalho	2
Zakiyah Franklin	3
Aniya Thomas	2
Tina Stephens	1

BLOCKS LEADER

Mariane De Carvalho	2
Brooklyn Mitchell	2
Bailey Helgren	2
Aniya Thomas	1
Tina Stephens	1
Holly Kersgieter	1

CHARGES DRAWN

Niccoly Ramalho	4
Mariane De Carvalho	1
Aniya Thomas	1
Zakiyah Franklin	1
Holly Kersgieter	2
Tina Stephens	1

FREE THROWS IN THE FINAL FIVE MINUTES

Zakiyah Franklin	11-13
Mariane De Carvalho	2-3
Brooklyn Mitchell	1-1
Aniya Thomas	2-4
Holly Kersgieter	0-2
Bailey Helgren	1-2
Tina Stephens	2-2



TINA STEPHENS

JUNIOR • FORWARD • 6-2 • PALMETTO, FLA. • PALMETTO HS



- Three double-doubles with the latest at FAU (11/20/19). At the same time topped career best with 19 points and 15 Rebound.
- Currently 4th career all-time in rebound average with 9.0 RPG. 7th career all-time in field goal percentage with .547.
- Favorite movie is Princess & the Frog/Love & Basketball
- Ideal superpower would be Read Minds
- Favorite candy Hi-Chews/Sour Patch Watermelons
- Favorite professional player is Kevin Durant
- Favorite Netflix show to binge is Money Heist
- Favorite holiday is Valentine's Day

DOUBLE-DOUBLES
 15 points/10 rebs vs UIC (11.10.19)
 14 points/11 rebs vs UMass Lowell (11.17.19)
 19 points/15 rebs vs FAU (11.30.19)

CAREER HIGHS

Points 19, at Fla. Atlantic -- 11/30/19
 Rebounds 15 [t-13th], at Fla. Atlantic -- 11/30/19
 Assists. 3, vs Wright State -- 11/29/19
 Steals 6 [t-4th], at Fla. Atlantic -- 11/30/19
 Blocks 1, UIC -- 11/10/19; vs Wright State -- 11/29/19
 FG made 8, at Fla. Atlantic -- 11/30/19
 FG atts. 12, UIC -- 11/10/19
 3FG atts. 2, Omaha -- 11/13/19
 FT made. 3, UIC -- 11/10/19; at Fla. Atlantic -- 11/30/19
 FT atts. 7, UIC -- 11/10/19; at Fla. Atlantic -- 11/30/19

2019-20 GAME-BY-GAME

Opponent	Date	Total			3-Pointers		Free throws		Rebounds				PF	A	T/O	BLK	STL	PTS	AVG	
		GS	MIN	FG-FGA	PCT	3FG-3FGA	PCT	FT-FTA	PCT	OFF	DEF	TOT								AVG
Indiana St.	11/07/2019	15	1-1	1.000	0-0	.000	1-5	.200	1	1	2	2.0	0	0	1	0	0	3	3.0	
UIC	11/10/2019	24	6-12	.500	0-1	.000	3-7	.429	2	8	10	6.0	1	1	3	1	1	15	9.0	
Omaha	11/13/2019	19	2-8	.250	0-2	.000	2-4	.500	4	2	6	6.0	1	1	2	0	2	6	8.0	
UMass Lowell	11/17/2019	22	6-9	.667	0-0	.000	2-4	.500	2	9	11	7.3	4	1	1	0	2	14	9.5	
Texas St.	11/24/2019	25	3-6	.500	0-0	.000	0-1	.000	3	7	10	7.8	4	1	1	0	1	6	8.8	
vs Wright St.	11/29/2019	26	3-6	.500	0-0	.000	2-5	.400	5	4	9	8.0	0	3	1	1	1	8	8.7	
at Fla. Atlantic	11/30/2019	33	8-11	.727	0-0	.000	3-7	.429	7	8	15	9.0	4	2	2	0	6	19	10.1	
Totals		0	165	29-53	.547	0-3	.000	13-33	.394	24	39	63	9.0	14	9	11	2	13	71	10.1

Player Averages

Games Played	Minutes/game	Points/game	FG Pct	3FG Pct	FT Pct	Rebounds/game	Assists/game	Turnovers/game	Assist/Turnover ratio	Steals/game	Blocks/game
7	23.5	10.1	54.7	54.7	39.4	9.0	1.3	1.6	0.8	1.9	0.3

BIG 12 HIGHS

Points
 Rebounds
 FG Made
 FG Attempts
 3 PT FG Made
 3 PT FG Attempts
 FT Made
 FT Attempts
 Assists
 Blocks
 Steals
 Minutes

CAREER YEAR-BY-YEAR STATISTICS

SEASON	TEAM	GP-GS	MIN/AVG	Field Goals		3-Point		F-Throws		Rebounds				Scoring						
				FG-FGA	FG%	3FG-FGA	3FG%	FT-FTA	FT%	OFF	DEF	TOT	AVG	PF	FO	AST	TO	BLK	STL	PTS
2019-20	KU	7-0	165/23.5	29-53	.547	0-3	.000	13-33	.394	24	39	63	9.0	14-0	9	11	2	13	71	10.1
TOTAL		7-0	165/23.5	29-53	.547	0-3	.000	13-33	.394	24	39	63	9.0	14-0	9	11	2	13	71	10.1

CAREER ALL-TIME RANKINGS: Rebounding average: 4th (9.0); Field goal percentage: 7th (.547)



TAMIA DAVIS

FRESHMAN • GUARD • 5-7 • RALIEGH, N.C. • SE RALEIGH HS



- Appeared on four games averaging 5 minutes
- Scored first collegiate points against UIC and finished with a total of five points.
- Nickname is MiMi
- Favorite movie is Aquaman
- Something on bucket list; Go to the Bahamas on vacation
- Ideal superpower would be speed
- Favorite candy is Jolly Ranchers
- Favorite professional team is The Kansas City Chiefs
- Favorite Netflix show to binge is Riverdale
- Favorite holiday is Christmas

CAREER HIGHS

Points	5, UIC -- 11/10/19
Rebounds	3, UIC -- 11/10/19
Assists	1, UIC -- 11/10/19
Steals	1, UIC -- 11/10/19; AT FLA. ATLANTIC -- 11/30/19
FG made	1, UIC -- 11/10/19; UMASS LOWELL -- 11/17/19
FG atts.	3, UIC -- 11/10/19
3FG made	1, UIC -- 11/10/19; UMASS LOWELL -- 11/17/19
3FG attempts	2, INDIANA ST. -- 11/07/19; UIC -- 11/10/19
FT made	2, UIC -- 11/10/19
FT attempts	2, UIC -- 11/10/19

BIG 12 HIGHS

Points	
Rebounds	
FG Made	
FG Attempts	
3 PT FG Made	
3 PT FG Attempts	
FT Made	
FT Attempts	
Assists	
Blocks	
Steals	
Minutes	

2019-20 GAME-BY-GAME

Opponent	Date	GS	MIN	Total			3-Pointers		Free throws		Rebounds				PF				PTS		AVG	
				FG	F-GA	PCT	3FG	3FGA	PCT	FT	FTA	PCT	OFF	DEF	TOT	AVG	PF	A	T/O	BLK		STL
Indiana St.	11/07/2019		3	0-2	.000	0-2	.000	0-0	.000	0	1	1	1.0	1	0	0	0	0	0	0	0	0.0
UIC	11/10/2019		7	1-3	.333	1-2	.500	2-2	1.000	1	2	3	2.0	1	1	0	0	1	5	2.5		
UMass Lowell	11/17/2019		5	1-2	.500	1-1	1.000	0-0	.000	0	0	0	1.3	0	0	0	0	0	3	2.7		
at Fla. Atlantic	11/30/2019		6	0-1	.000	0-1	.000	0-0	.000	0	0	0	1.0	1	0	0	0	1	0	2.0		
Totals			0	21	2-8	.250	2-6	.333	2-2	1.000	1	3	4	1.0	3	1	0	0	2	8	2.0	

Player Averages

Games Played	Minutes/ game	Points/ game	FG Pct	3FG Pct	FT Pct	Rebounds/ game	Assists/ game	Turnovers/ game	Assist/Turnover ratio	Steals/ game	Blocks/ game
4	5.3	2.0	25.0	25.0	100.0	1.0	0.3	0.0	0.0	0.5	0.0

CAREER YEAR-BY-YEAR STATISTICS

SEASON	TEAM	GP-GS	MIN/AVG	Field Goals		3-Point		F-Throws		Rebounds				Scoring						
				FG-FGA	FG%	3FG-FGA	3FG%	FT-FTA	FT%	OFF	DEF	TOT	AVG	PF-FO	AST	T/O	BLK	STL	PTS	AVG
2019-20	KU	4-0	21/5.3	2-8	.250	2-6	.333	2-2	1.000	1	3	4	1.0	3-0	1	0	0	2	8	2.0
TOTAL		4-0	21/5.3	2-8	.250	2-6	.333	2-2	1.000	1	3	4	1.0	3-0	1	0	0	2	8	2.0



MARIANE DE CARVALHO

SENIOR • FORWARD • 6-2 • ARARAQUARA, BRAZIL • HIGHLAND CC

DOUBLE-DOUBLES

15 points/10 rebs vs UMass Lowell (11.17.19)

- Recorded four double figure games so far in the season
- De Carvalho put up 19 points, a career-best against Texas State.
- De Carvalho recorded her first double-double in her Kansas career with 15 points and 10 rebounds against UMass Lowell.
- De Carvalho put up nine points and five rebounds and was one of just two Jayhawks to drain a 3-pointer against Omaha.
- Topping her previous career-high of 12 points, De Carvalho tallied 15 points along with five rebounds against Indiana State.

4

CAREER HIGHS

Points 19, Texas St. -- 11/24/19
 Rebounds 10, UMass Lowell -- 11/17/19
 Assists 3, 4 times
 Steals 3, 2x last UMass Lowell -- 11/17/19
 Blocks 2, Omaha -- 11/13/19
 FG made 7, 2x last Texas St. -- 11/24/19
 FG atts. 14, 3x last Texas St. -- 11/24/19
 3FG made 5 [t-12th], Texas St. -- 11/24/19
 3FG atts 10 [t-15th], at Nebraska -- 12/05/18
 FT made 5, 2x last UIC -- 11/10/19
 FT attempts 8, 2x last UIC -- 11/10/19

BIG 12 HIGHS

Points 11, 2x last vs Kansas State (2/6/19)
 Rebounds 7 at Baylor (2/20/19)
 FG Made 4, 2x last vs. Kansas State (2/6/19)
 FG Attempts 12 vs. Kansas State (2/6/19)
 3 PT FG Made 3 at Texas (1/23/19)
 3 PT FG Attempts 6, 3x last vs. Kansas State (2/6/19)
 FT Made 3, 2x last vs. TCU (2/27/19)
 FT Attempts 4 vs. TCU (2/27/19)
 Assists 3 vs. Kansas State (2/6/19)
 Blocks --
 Steals 1, 6x last at Oklahoma State (2/23/19)
 Minutes 27 vs. Kansas State (2/6/19)

2019-20 GAME-BY-GAME

Opponent	Date	GS	MIN	Total		3-Pointers		Free throws		Rebounds				Other				PTS	AVG		
				FG-FGA	PCT	3FG-3FGA	PCT	FT-FTA	PCT	OFF	DEF	TOT	AVG	PF	A	T/O	BLK			STL	
Indiana St.	11/07/2019	*	37	5-10	.500	0-3	.000	5-8	.625	2	3	5	5.0	2	3	1	0	3	15	15.0	
UIC	11/10/2019	*	26	4-12	.333	0-3	.000	5-8	.625	3	4	7	6.0	2	0	1	0	2	13	14.0	
Omaha	11/13/2019	*	30	4-14	.286	1-5	.200	0-0	.000	3	2	5	5.7	0	0	0	2	2	9	12.3	
UMass Lowell	11/17/2019	*	32	7-13	.538	1-3	.333	0-0	.000	2	8	10	6.8	3	3	4	0	3	15	13.0	
Texas St.	11/24/2019	*	26	7-14	.500	5-9	.556	0-3	.000	1	3	4	6.2	2	2	1	1	1	19	14.2	
vs Wright St.	11/29/2019	*	18	3-9	.333	1-5	.200	1-2	.500	1	1	2	5.5	3	0	1	0	0	8	13.2	
at Fla. Atlantic	11/30/2019	*	21	1-10	.100	0-5	.000	0-0	.000	2	3	5	5.4	3	1	4	0	0	2	11.6	
Totals			7	190	31-82	.378	8-33	.242	11-21	.524	14	24	38	5.4	15	9	12	3	11	81	11.6

Player Averages

Games Played	Minutes/game	Points/game	FG Pct	3FG Pct	FT Pct	Rebounds/game	Assists/game	Turnovers/game	Assist/Turnover ratio	Steals/game	Blocks/game
7	27.2	11.6	37.8	37.8	52.4	5.4	1.3	1.7	0.8	1.6	0.4

CAREER YEAR-BY-YEAR STATISTICS

SEASON	TEAM	GP-GS	MIN/AVG	Field Goals		3-Point		F-Throws		Rebounds				Scoring						
				FG-FGA	FG%	3FG-FGA	3FG%	FT-FTA	FT%	OFF	DEF	TOT	AVG	PF-FO	AST	TO	BLK	STL	PTS	AVG
2018-19	KU	23-2	349/15.2	38-131	.290	23-74	.311	24-34	.706	18	42	60	2.6	28-0	12	21	2	11	123	5.3
2019-20	KU	7-7	190/27.2	31-82	.378	8-33	.242	11-21	.524	14	24	38	5.4	15-0	9	12	3	11	81	11.6
TOTAL		30-9	539/18.0	69-213	.324	31-107	.290	35-55	.636	32	66	98	3.3	43-0	21	33	5	22	204	6.8



ANIYA THOMAS

SOPHOMORE • GUARD • 5-7 • DUNCANVILLE, TEXAS • DUNCANVILLE HS



- Leading KU in points per game with 13.0.
- Notched career-best 19 points at FAU (11.30.19) and 4 steals, 7 rebounds.
- Fourth double figure scoring games
- Thomas 15 points on 66.7 percent (6-9) shooting from the field and 50 percent (3-6) shooting from beyond the arc against UML.
- In her outing against UIC, Thomas tied her career-high in points with 17 points and recorded a career-high six rebounds and four assists.

CAREER HIGHS

Points 19, at Fla. Atlantic -- 11/30/19
 Rebounds 7, at Fla. Atlantic -- 11/30/19
 Assists 5, vs Wright State -- 11/29/19
 Steals 4, 2x last at Fla. Atlantic -- 11/30/19
 Blocks 1, 2x last Texas St. -- 11/24/19
 FG made 7, 2x last at Fla. Atlantic -- 11/30/19
 FG atts. 17, at Fla. Atlantic -- 11/30/19
 3FG made 4, 2x last at Fla. Atlantic -- 11/30/19
 3FG atts 10 [t-15th], at Fla. Atlantic -- 11/30/19
 FT made 7, vs Wright State -- 11/29/19
 FT atts 10, vs Wright State -- 11/29/19

BIG 12 HIGHS

Points 15 vs. Texas (2/9/19)
 Rebounds 5 vs. Baylor (1/16/19)
 FG Made 6 vs. Texas (2/9/19)
 FG Attempts 15 at Oklahoma (2/13/19)
 3 PT FG Made 4 vs. Iowa State (3/9/19)
 3 PT FG Attempts 8 at Oklahoma (2/13/19)
 FT Made 4, 2x last vs. TCU (2/27/19)
 FT Attempts 4, 4x last vs. TCU (2/27/19)
 Assists 3 at Iowa State (3/9/19)
 Blocks 1 at Baylor (2/20/19)
 Steals 4 vs. TCU (2/27/19)
 Minutes 32 vs. Texas (2/9/19)

2019-20 GAME-BY-GAME

Opponent	Date	GS	MIN	Total		3-Pointers		Free throws		Rebounds				PF	A	T/O	BLK	STL	PTS	AVG
				FG-FGA	PCT	3FG-3FGA	PCT	FT-FTA	PCT	OFF	DEF	TOT	AVG							
Indiana St.	11/07/2019	*	8	2-3	.667	0-0	.000	1-1	1.000	0	0	0	0.0	5	2	2	0	0	5	5.0
UIC	11/10/2019	*	23	6-11	.545	3-8	.375	2-2	1.000	2	4	6	3.0	3	4	1	0	2	17	11.0
Omaha	11/13/2019	*	25	3-11	.273	0-1	.000	3-6	.500	3	1	4	3.3	4	1	1	0	3	9	10.3
UMass Lowell	11/17/2019	*	20	6-9	.667	3-6	.500	0-0	.000	0	2	2	3.0	3	1	3	0	1	15	11.5
Texas St.	11/24/2019	*	29	4-10	.400	2-5	.400	1-2	.500	1	4	5	3.4	0	1	0	1	1	11	11.4
vs Wright St.	11/29/2019	*	34	4-10	.400	0-4	.000	7-10	.700	0	3	3	3.3	3	5	5	0	3	15	12.0
at Fla. Atlantic	11/30/2019	*	31	7-17	.412	4-10	.400	1-1	1.000	2	5	7	3.9	3	1	1	0	4	19	13.0
Totals			7	170	.451	12-34	.353	15-22	.682	8	19	27	3.9	21	15	13	1	14	91	13.0

Player Averages

Games Played	Minutes/game	Points/game	FG Pct	3FG Pct	FT Pct	Rebounds/game	Assists/game	Turnovers/game	Assist/Turnover ratio	Steals/game	Blocks/game
7	24.3	13.0	45.1	45.1	68.2	3.9	2.1	1.9	1.2	2.0	0.1

CAREER YEAR-BY-YEAR STATISTICS

SEASON	TEAM	GP-GS	MIN/AVG	Field Goals		3-Point		F-Throws		Rebounds				Scoring						
				FG-FGA	FG%	3FG-FGA	3FG%	FT-FTA	FT%	OFF	DEF	TOT	AVG	PF-FO	AST	TO	BLK	STL	PTS	AVG
2018-19	KU	29-11	431/14.8	49-140	.350	17-60	.283	24-34	.706	10	23	33	1.1	48-1	22	28	1	22	139	4.8
2019-20	KU	7-7	170/24.3	32-71	.451	12-34	.353	15-22	.682	8	19	27	3.9	21-1	15	13	1	14	91	13.0
TOTAL		36-18	600/16.7	81-211	.384	29-94	.309	39-56	.696	18	42	60	1.7	69-2	37	41	2	36	230	6.4



EMMA MERRIWEATHER

R-SOPHOMORE • CENTER • 6-5 • BUENA PARK, CALIF. • LAKESIDE HS (TEXAS TECH)



REDSHIRT-FRESHMAN (2018-19 | TEXAS TECH)

Transferred to Texas Tech and had to sit out the season due to NCAA transfer rules.

FRESHMAN (2017-18 | LONG BEACH STATE)

Played in 31 games with 19 starts while averaging 8.6 points per game on .496 shooting from the field ... Finished with a team-high 197 rebounds (6.4 AVG) ... Averaged 21.0 minutes per contest ... Third on the team in field goals made (111) and field goals attempted (224).

CAREER HIGHS

Points 23, 2x last vs New Mexico St. (12/21/17)
 Rebounds 17 vs UC Riverside (3/1/18)
 FG Made. 10 vs New Mexico St. (12/21/17)
 FG Attempts 15, 2x last vs UC Irvine (2/3/18)
 3 PT FG Made.
 3 PT FG Attempts
 FT Made. 5, 2x last vs Pepperdine (11/10/17)
 FT Attempts 10 vs UC riverside (03/1/18)
 Assists. 2, 3x last vs Cal St. Fullerton (2/17/18)
 Blocks 5 vs UC Riverside (3/1/18)
 Steals 2, 2x last at CSUN (2/8/18)

2019-20 GAME-BY-GAME

*Ineligible due to transfer rule

BIG 12 HIGHS

Points
 Rebounds
 FG Made.
 FG Attempts
 3 PT FG Made.
 3 PT FG Attempts
 FT Made.
 FT Attempts
 Assists.
 Blocks
 Steals
 Minutes

CAREER YEAR-BY-YEAR STATISTICS

				Field Goals		3-Point		F-Throws		Rebounds				Scoring						
SEASON	TEAM	GP-GS	MIN/AVG	FG-FGA	FG%	3FG-FGA	3FG%	FT-FTA	FT%	OFF	DEF	TOT	AVG	PF-FO	AST	TO	BLK	STL	PTS	AVG
2017-18	LBSU	31-18	650/21.0	111-224	.496	0-0	.000	44-112	.393	66	131	197	6.4	92-4	14	48	54	11	266	8.6
TOTAL FOR KU		0-0	0/0.0	0-0	.000	0-0	.000	0-0	.000	0	0	0	0.0	0-0	0	0	0	0	0	0.0
TOTAL		31-18	650/21.0	111-224	.496	0-0	.000	44-112	.393	66	131	197	6.4	92-4	14	48	54	11	266	8.6



NICCOLLY RAMALHO

SENIOR • GUARD • 5-5 • SAO PAULO, BRAZIL • HIGHLAND CC



- Ramalho set a new career-high in scoring with seven points on 75 percent (3-of-4) shooting from the field against UMass Lowell.
- Set a career high in rebounds with four against UIC.
- 2018-19 | Junior: Appeared in 17 games ... Averaging 0.4 points and 0.5 rebounds ... Scored her first points as a Jayhawk against Vermont (12/30) ... Averaging 6.4 minutes per game ... Recorded a career-best two rebounds against Vermont (12/30) ... Played a career-high 15 minutes against Vermont (12/30) ... Dished out a career-high five assists against Oklahoma (12/30).

CAREER HIGHS

Points 7, UMass Lowell -- 11/17/19
 Rebounds 4, UIC -- 11/10/19
 Assists 5, Oklahoma -- 01/30/19
 Steals 1, 5 times
 FG made 3, UMass Lowell -- 11/17/19
 FG attempt 4, UMass Lowell -- 11/17/19
 3FG made 1, Texas -- 02/09/19
 3FG attempts 3, Texas -- 02/09/19
 FT made 1, 2x last UMass Lowell -- 11/17/19
 FT attempts 4, Omaha -- 11/13/19

2019-20 GAME-BY-GAME

Opponent	Date	GS	Total		3-Pointers		Free throws		Rebounds				Other							
			MIN	FG-FGA	PCT	3FG-3FGA	PCT	FT-FTA	PCT	OFF	DEF	TOT	AVG	PF	A	T/O	BLK	STL	PTS	AVG
Indiana St.	11/07/2019	17	1-3	.333	0-2	.000	0-2	.000	0	1	1	1.0	3	1	0	0	1	2	2.0	
UIC	11/10/2019	15	2-3	.667	0-1	.000	0-0	.000	0	4	4	2.5	0	1	0	0	0	4	3.0	
Omaha	11/13/2019	10	0-0	.000	0-0	.000	1-4	.250	0	1	1	2.0	1	0	2	0	1	1	2.3	
UMass Lowell	11/17/2019	19	3-4	.750	0-1	.000	1-2	.500	1	1	2	2.0	2	2	0	0	1	7	3.5	
Texas St.	11/24/2019	11	1-1	1.000	0-0	.000	0-0	.000	0	0	0	1.6	0	0	1	0	1	2	3.2	
vs Wright St.	11/29/2019	0	0-0	.000	0-0	.000	0-0	.000	0	0	0	1.3	1	0	0	0	0	0	2.7	
at Fla. Atlantic	11/30/2019	11	0-2	.000	0-2	.000	0-0	.000	0	2	2	1.4	2	2	0	0	0	0	2.3	
Totals		0	83	7-13	.538	0-6	.000	2-8	.250	1	9	10	1.4	9	6	5	0	4	16	2.3

Player Averages

Games Played	Minutes/game	Points/game	FG Pct	3FG Pct	FT Pct	Rebounds/game	Assists/game	Turnovers/game	Assist/Turnover ratio	Steals/game	Blocks/game
7	11.8	2.3	53.8	53.8	25.0	1.4	0.9	0.7	1.2	0.6	0.0

BIG 12 HIGHS

Points 3 vs. Texas (2/9/19)
 Rebounds 2 vs. Kansas State (2/6/19)
 FG Made 1, 2x last vs. Texas (2/9/19)
 FG Attempts 3 vs. Texas (2/9/19)
 3 PT FG Made 1 vs. Texas (2/9/19)
 3 PT FG Attempts 3 vs. Texas (2/9/19)
 FT Made --
 FT Attempts --
 Assists 5 vs. Oklahoma (1/30/19)
 Blocks --
 Steals 1 vs. Texas (2/9/19)
 Minutes 11 vs. Oklahoma (1/30/19)

CAREER YEAR-BY-YEAR STATISTICS

SEASON	TEAM	GP-GS		Field Goals		3-Point		F-Throws		Rebounds				Scoring						
		MIN	AVG	FG-FGA	FG%	3FG-FGA	3FG%	FT-FTA	FT%	OFF	DEF	TOT	AVG	PF-FO	AST	TO	BLK	STL	PTS	AVG
2018-19	KU	20-0	121/6.1	3-22	.136	1-10	.100	0-0	.000	2	7	9	0.5	16-0	7	12	0	1	7	0.4
2019-20	KU	7-0	83/11.8	7-13	.538	0-6	.000	2-8	.250	1	9	10	1.4	9-0	6	5	0	4	16	2.3
TOTAL		27-0	204/7.6	10-35	.286	1-16	.063	2-8	.250	3	16	19	0.7	25-0	13	17	0	5	23	0.9



HOLLY KERSGIETER

FRESHMAN • GUARD • 5-10 • SAND SPRINGS, OKLA. • CHARLES PAGE HS



- Second leading scorer for Kansas with 12.4. One of five in averaging in double figures.
- Notch four double-figure scoring games
- Kersgieter earned Big 12 Co-Player of the Week and Big 12 Freshman of the Week honors after the first two games of the season, averaging 16 points, 8.6 rebounds and shot 55 percent (11-of-20) from the field.
- In her debut as a Jayhawk, Kersgieter posted a double-double, scoring 24 points and grabbed 10 rebounds.

DOUBLE-DOUBLES

24 points/10 rebs vs Indiana State 11/07/19

CAREER HIGHS

Points 24, Indiana St. -- 11/07/19
 Rebounds 10, Indiana St. -- 11/07/19
 Assists 3, 3x last at Fla. Atlantic -- 11/30/19
 Steals 2, 3x last UMass Lowell -- 11/17/19
 Blocks 1, 3x last vs Wright State -- 11/29/19
 FG made 8, Indiana St. -- 11/07/19
 FG attempts 14, Indiana St. -- 11/07/19
 3FG made 4, Indiana St. -- 11/07/19
 3FG attempts 7, Indiana St. -- 11/07/19
 FT made 4, 2x last vs Wright State -- 11/29/19
 FT attempts 8, Indiana St. -- 11/07/19

BIG 12 HIGHS

Points
 Rebounds
 FG Made
 FG Attempts
 3 PT FG Made
 3 PT FG Attempts
 FT Made
 FT Attempts
 Assists
 Blocks
 Steals
 Minutes

2019-20 GAME-BY-GAME

Opponent	Date	GS	MIN	Total		3-Pointers		Free throws		Rebounds				PF	A	T/O	BLK	STL	PTS	AVG
				FG-FGA	PCT	3FG-3FGA	PCT	FT-FTA	PCT	OFF	DEF	TOT	AVG							
Indiana St.	11/07/2019		32	8-14	.571	4-7	.571	4-8	.500	5	5	10	10.0	1	3	3	1	2	24	24.0
UIC	11/10/2019		21	3-6	.500	0-2	.000	2-2	1.000	2	5	7	8.5	2	3	0	0	1	8	16.0
Omaha	11/13/2019		21	3-4	.750	1-1	1.000	0-0	.000	3	1	4	7.0	2	0	2	0	2	7	13.0
UMass Lowell	11/17/2019		25	3-8	.375	2-5	.400	1-1	1.000	1	3	4	6.3	4	2	2	0	2	9	12.0
Texas St.	11/24/2019		26	4-10	.400	2-5	.400	3-6	.500	1	6	7	6.4	1	1	0	1	0	13	12.2
vs Wright St.	11/29/2019		30	4-7	.571	2-4	.500	4-6	.667	1	4	5	6.2	3	2	2	1	1	14	12.5
at Fla. Atlantic	11/30/2019		16	5-11	.455	1-5	.200	1-1	1.000	3	1	4	5.9	2	3	1	0	0	12	12.4
Totals		0	170	30-60	.500	12-29	.414	15-24	.625	16	25	41	5.9	15	14	10	3	8	87	12.4

Player Averages

Games Played	Minutes/game	Points/game	FG Pct	3FG Pct	FT Pct	Rebounds/game	Assists/game	Turnovers/game	Assist/Turnover ratio	Steals/game	Blocks/game
7	24.3	12.4	50.0	50.0	62.5	5.9	2.0	1.4	1.4	1.1	0.4

CAREER YEAR-BY-YEAR STATISTICS

SEASON	TEAM	GP-GS	MIN/AVG	Field Goals		3-Point		F-Throws		Rebounds				Scoring						
				FG-FGA	FG%	3FG-FGA	3FG%	FT-FTA	FT%	OFF	DEF	TOT	AVG	PF	FO	AST	TO	BLK	STL	PTS
2019-20	KU	7-0	170/24.3	30-60	.500	12-29	.414	15-24	.625	16	25	41	5.9	15-0	14	10	3	8	87	12.4
TOTAL		7-0	170/24.3	30-60	.500	12-29	.414	15-24	.625	16	25	41	5.9	15-0	14	10	3	8	87	12.4

CAREER ALL-TIME RANKINGS: 3-point FG percentage: 3rd (.414)



ZAKIYAH FRANKLIN

FRESHMAN • GUARD • 5-7 • LAKELAND, FLA. • WINTER HAVEN HS



- Currently 4th career all-time in assist average with 3.9 apg and 10th career all-time in free throw percentage with .806
- Record career-best 19 points against Wright State on over 40 percent shooting from the FG and 3FG.
- Dished out 6, a season and career-high, assist against UMass Lowell
- 13 points against Omaha, Franklin has scored in double figures in her first three collegiate games.
- Franklin finished with 14 total points, including four three-pointers made against UIC.
- Zakiyah Franklin finished with 16 points in her Kansas debut. Franklin shot 72 percent (8-of-11) from the charity stripe.

CAREER HIGHS

Points 19, vs Wright State -- 11/29/19
 Rebounds 5, Indiana St. -- 11/07/19
 Assists 6, UMass Lowell -- 11/17/19
 Steals 3, 3x last Texas St. -- 11/24/19
 FG made 6, vs Wright State -- 11/29/19
 FG attempts 16, Omaha -- 11/13/19
 3FG made 4, UIC -- 11/10/19
 3FG attempts 8, UIC -- 11/10/19
 FT made 8, Indiana St. -- 11/07/19
 FT attempts 11, Indiana St. -- 11/07/19

BIG 12 HIGHS

Points
 Rebounds
 FG Made
 FG Attempts
 3 PT FG Made
 3 PT FG Attempts
 FT Made
 FT Attempts
 Assists
 Blocks
 Steals
 Minutes

2019-20 GAME-BY-GAME

Opponent	Date	GS	MIN	Total		3-Pointers		Free throws		Rebounds				PF	A	T/O	BLK	STL	PTS	AVG	
				FG-FGA	PCT	3FG-3FGA	PCT	FT-FTA	PCT	OFF	DEF	TOT	AVG								
Indiana St.	11/07/2019	*	34	4-10	.400	0-1	.000	8-11	.727	2	3	5	5.0	3	3	5	0	0	16	16.0	
UIC	11/10/2019	*	29	5-12	.417	4-8	.500	0-0	.000	0	2	2	3.5	1	3	3	0	3	14	15.0	
Omaha	11/13/2019	*	35	4-16	.250	0-3	.000	5-6	.833	1	0	1	2.7	1	4	0	0	3	13	14.3	
UMass Lowell	11/17/2019	*	26	1-5	.200	0-2	.000	0-0	.000	1	2	3	2.8	2	6	3	0	1	2	11.3	
Texas St.	11/24/2019	*	31	3-8	.375	1-3	.333	2-2	1.000	0	2	2	2.6	2	5	5	0	3	9	10.8	
vs Wright St.	11/29/2019	*	35	6-14	.429	2-5	.400	5-6	.833	0	2	2	2.5	0	3	5	0	0	19	12.2	
at Fla. Atlantic	11/30/2019	*	21	1-2	.500	0-0	.000	5-6	.833	0	1	1	2.3	4	3	0	0	0	7	11.4	
Totals			7	211	24-67	.358	7-22	.318	25-31	.806	4	12	16	2.3	13	27	21	0	10	80	11.4

Player Averages

Games Played	Minutes/ game	Points/ game	FG Pct	3FG Pct	FT Pct	Rebounds/ game	Assists/ game	Turnovers/ game	Assist/Turnover ratio	Steals/ game	Blocks/ game
7	30.1	11.4	35.8	35.8	80.6	2.3	3.9	3.0	1.3	1.4	0.0

CAREER YEAR-BY-YEAR STATISTICS

SEASON	TEAM	GP-GS	MIN/AVG	Field Goals		3-Point		F-Throws		Rebounds				Scoring						
				FG-FGA	FG%	3FG-FGA	3FG%	FT-FTA	FT%	OFF	DEF	TOT	AVG	PF	FO	AST	TO	BLK	STL	PTS
2019-20	KU	7-7	211/30.1	24-67	.358	7-22	.318	25-31	.806	4	12	16	2.3	13-0	27	21	0	10	80	11.4
TOTAL		7-7	211/30.1	24-67	.358	7-22	.318	25-31	.806	4	12	16	2.3	13-0	27	21	0	10	80	11.4

CAREER ALL-TIME RANKINGS: Assists average: 4th (3.9); Free throw percentage: 10th (.806)



BROOKLYN MITCHELL

SOPHOMORE • GUARD • 5-6 • NEW ORLEANS, LA. • URSULINE ACADEMY



- Mitchell posted a career-high 23 points at FAU (11.30.29).
- Currently holds a 3rd place spot in single -season free throw percentage with .882 (2019-20).
- Named FAU Thanksgiving tournemanet MVP
- 2018-19 | Freshman
- Appeared in 29 games this season, averaging 8.8 minutes per game ... Netted 92 points, averaging 3.2 per game ... Grabbed 31 rebounds, including a career-best six against Kansas State (2/6) ... Tallied nine steals and 14 assists ... Recorded a 37 percent shooting percentage from the field ... Shot 63.0 percent from the free throw line ... Tallied a career-high 13 points against Oral Roberts (11/13) ... Made a team-high five free throws against Oral Roberts (11/13).

CAREER HIGHS

Points 23, at Fla. Atlantic -- 11/30/19
 Rebounds 6, 2x last Texas St. -- 11/24/19
 Assists 6, UIC -- 11/10/19
 Steals. 2, 2x last vs Wright State -- 11/29/19
 Blocks 1, at Fla. Atlantic -- 11/30/19
 FG made. 10, at Fla. Atlantic -- 11/30/19
 FG attempts. 14, 2x last Omaha -- 11/13/19
 3FG made 1, 3x last at Fla. Atlantic -- 11/30/19
 3FG attempts. 7, UIC -- 11/10/19
 FT made 5, 2x last Indiana St. -- 11/07/19
 FT attempts. 7, Indiana St. -- 11/07/19

BIG 12 HIGHS

Points. 12 vs. Texas Tech (2/17/19)
 Rebounds 6 vs. Kansas State (2/6/19)
 FG Made 5 vs. Texas Tech (2/17/19)
 FG Attempts 12 at Texas (1/23/19)
 3 PT FG Made. --
 3 PT FG Attempts 3, 2x last vs. Texas (2/9/19)
 FT Made --
 FT Attempts. 6 vs. Oral Roberts (11/13/18)
 Assists 3 vs. Texas Tech (2/17/19)
 Blocks --
 Steals..... 2 at Oklahoma State (2/23/19)
 Minutes..... 21 vs. Texas (2/9/19)

2019-20 GAME-BY-GAME

Opponent	Date	GS	MIN	Total		3-Pointers		Free throws		Rebounds				PF	A	T/O	BLK	STL	PTS	AVG	
				FG-FGA	PCT	3FG-3FGA	PCT	FT-FTA	PCT	OFF	DEF	TOT	AVG								
Indiana St.	11/07/2019	*	26	3-5	.600	0-0	.000	5-7	.714	0	1	1	1.0	3	2	3	0	0	11	11.0	
UIC	11/10/2019	*	28	3-14	.214	1-7	.143	4-4	1.000	0	4	4	2.5	2	6	3	0	1	11	11.0	
Omaha	11/13/2019	*	29	6-14	.429	0-1	.000	3-3	1.000	1	3	4	3.0	2	0	2	0	1	15	12.3	
UMass Lowell	11/17/2019	*	25	2-4	.500	0-1	.000	1-1	1.000	0	5	5	3.5	0	5	6	0	1	5	10.5	
Texas St.	11/24/2019	*	26	1-8	.125	0-3	.000	0-0	.000	0	6	6	4.0	1	4	2	0	0	2	8.8	
vs Wright St.	11/29/2019	*	21	1-7	.143	0-1	.000	0-0	.000	0	2	2	3.7	1	1	1	0	2	2	7.7	
at Fla. Atlantic	11/30/2019	*	31	10-13	.769	1-2	.500	2-2	1.000	0	4	4	3.7	3	2	5	1	1	23	9.9	
Totals			7	185	26-65	.400	2-15	.133	15-17	.882	1	25	26	3.7	12	20	22	1	6	69	9.9

Player Averages

Games Played	Minutes/game	Points/game	FG Pct	3FG Pct	FT Pct	Rebounds/game	Assists/game	Turnovers/game	Assist/Turnover ratio	Steals/game	Blocks/game
7	26.5	9.9	40.0	40.0	88.2	3.7	2.9	3.1	0.9	0.9	0.1

CAREER YEAR-BY-YEAR STATISTICS

SEASON	TEAM	GP-GS	MIN/AVG	Field Goals		3-Point		F-Throws		Rebounds				Scoring						
				FG-FGA	FG%	3FG-FGA	3FG%	FT-FTA	FT%	OFF	DEF	TOT	AVG	PF-FO	AST	TO	BLK	STL	PTS	AVG
2018-19	KU	29-0	256/8.8	37-100	.370	1-13	.077	17-27	.630	3	28	31	1.1	28-0	14	38	0	9	92	3.2
2019-20	KU	7-7	185/26.5	26-65	.400	2-15	.133	15-17	.882	1	25	26	3.7	12-0	20	22	1	6	69	9.9
TOTAL		36-7	441/12.3	63-165	.382	3-28	.107	32-44	.727	4	53	57	1.6	40-0	34	60	1	15	161	4.5

SINGLE-SEASON RANKINGS: Free throw percentage: 3rd (.882 in 2019-20)



CHANDLER PRATER

FRESHMAN • GUARD • 5-11 • KANSAS CITY, MO • NORTH KANSAS CITY HS



HIGH SCHOOL

Prepped at North Kansas City High School, earning letters in basketball ... Ranked No. 73 overall in the 2019 signing class by Blue Star Basketball Report ... Won Missouri State Championship as a senior ... Two-time DiRenna Award winner, which goes to the best high school basketball player in the Kansas City area ... Average 21.4 points per game as a junior ... Scored over 1,000 points during high school career ... Set the school record for most points scored in a game after registering 40 against Staley ... Named conference player of the year four times and was named to the USA Today Missouri All-State Second Team in 2018.

CAREER HIGHS

Points
Rebounds
FG Made
FG Attempts
3 PT FG Made
3 PT FG Attempts
FT Made
FT Attempts
Assists
Blocks
Steals

BIG 12 HIGHS

Points
Rebounds
FG Made
FG Attempts
3 PT FG Made
3 PT FG Attempts
FT Made
FT Attempts
Assists
Blocks
Steals
Minutes

2019-20 GAME-BY-GAME

*Sitting out due to injury

CAREER YEAR-BY-YEAR STATISTICS



BRITTANY FRANKLIN

SOPHOMORE • CENTER • 6-5 • PLYMOUTH, NC • PLYMOUTH HS

- Leads the Jayhawks with 22 blocked shots on the season.
- Has the fourth most rebounds on the team with 75 to date.
- Missed the 2017-18 season due to a knee injury.



CAREER HIGHS

Points 9 vs. Iona (11/25/19)
 Rebounds 7, 4x last at Iowa State (3/4/19)
 FG Made 4 vs. Iona (11/25/19)
 FG Attempts 6 at Iowa State (3/4/19)
 3 PT FG Made --
 3 PT FG Attempts --
 FT Made 4 vs. Grambling State (12/9/18)
 FT Attempts 4, 2x last vs. WSU (12/19/18)
 Assists 1, 3x last at Oklahoma State (2/23/19)
 Blocks 2, 8x last at Iowa State (3/4/19)
 Steals 1, 8x last vs. Texas Tech (1/27/19)

BIG 12 HIGHS

Points 7 vs. Texas (2/9/19)
 Rebounds 7 at Iowa State (3/4/19)
 FG Made 3 vs. Texas (2/9/19)
 FG Attempts 6 at Iowa State (3/4/19)
 3 PT FG Made --
 3 PT FG Attempts --
 FT Made 1, 5x last at Iowa State (3/4/19)
 FT Attempts 1, 5x last at Iowa State (3/4/19)
 Assists 1, 3x last at Oklahoma State (2/23/19)
 Blocks 2, 4x last at Iowa State (3/4/19)
 Steals 1, 4x last vs. Texas Tech (1/27/19)
 Minutes 18 vs. Texas (2/9/19)

2019-20 GAME-BY-GAME

*Sitting out due to injury

CAREER YEAR-BY-YEAR STATISTICS

SEASON	TEAM	GP-GS	MIN/AVG	Field Goals		3-Point		F-Throws		Rebounds				Scoring						
				FG-FGA	FG%	3FG-FGA	3FG%	FT-FTA	FT%	OFF	DEF	TOT	AVG	PF-FO	AST	TO	BLK	STL	PTS	AVG
2018-19	KU	29-0	229/7.9	18-40	.450	0-0	.000	12-28	.429	25	50	75	2.6	35-0	3	20	23	7	48	1.7
TOTAL		29-0	229/7.9	18-40	.450	0-0	.000	12-28	.429	25	50	75	2.6	35-0	3	20	23	7	48	1.7



BAILEY HELGREN

JUNIOR • CENTER • 6-5 • EDINA, MINN. • EDINA HS

- Helgren led the team with 10 rebounds, just one short her career high of 11 against Omaha.
- Helgren finished with 8 points and was the second leading in rebounds with six against Indiana State.
- 2018-19 | Sophomore; Earned Academic All-Big 12 First Team honors ... Appeared in all 31 games, starting 29 as a sophomore ... Averaged 23.2 minutes per game ... Netted 87 points, averaging 2.8 per game ... Registered a career-high 10 points against Oral Roberts (11/13) ... Tallied a team-best 25 blocks ... Swatted away a career-high five blocks against UMKC (11/7) ... KU's leading rebounder with 180 rebounds, averaging 5.8 per game ... Grabbed a career-high 11 rebounds at Texas Tech (1/9) ... Has recorded nine or more rebounds on six occasions ... Surpassed the total number of rebounds from her rookie campaign (74) just 12 games into the 2018-19 season.

CAREER HIGHS

Points 10, Oral Roberts --11/13/18
 Rebounds 11, at Texas Tech -- 01/09/19
 Assists 4, at Fla. Atlantic -- 11/30/19
 Steals 2, at West Virginia -- 2/3/19
 Blocks 5 [t-3rd], UMKC -- 11/07/18
 FG made 4, 4 times
 FG attempts 6, 4 times
 3FG attempts 1, 2x last vs Wright State -- 11/29/19
 FT made 4, Oral Roberts -- 11/13/18
 FT attempts 4, 4 times

BIG 12 HIGHS

Points 8, 3x last vs. OSU (3/8/19)
 Rebounds 11 at Texas Tech (1/9/19)
 FG Made 4, 2x last vs. OSU (3/8/19)
 FG Attempts 6, 3x last vs. OSU 3/8/19)
 3 PT FG Made --
 3 PT FG Attempts 1 vs. Texas Tech (1/17/18)
 FT Made 2; 2x last at TCU (1/20/18)
 FT Attempts 3; 2x last at TCU (1/20/18)
 Assists 3 vs. Baylor (1/16/19)
 Blocks 2 vs. West Virginia (1/10/18)
 Steals 2 at West Virginia (2/3/19)
 Minutes 41 vs. Kansas State (2/6/19)

2019-20 GAME-BY-GAME

Opponent	Date	GS	MIN	Total			3-Pointers		Free throws		Rebounds				PF	A	T/O	BLK	STL	PTS	AVG
				FG-FGA	PCT	3FG-3FGA	PCT	FT-FTA	PCT	OFF	DEF	TOT	AVG								
Indiana St.	11/07/2019	*	24	4-4	1.000	0-0	.000	0-0	.000	0	6	6	6.0	3	0	1	1	1	8	8.0	
UIC	11/10/2019	*	25	2-4	.500	0-0	.000	0-0	.000	2	3	5	5.5	2	2	0	2	0	4	6.0	
Omaha	11/13/2019	*	31	1-4	.250	0-0	.000	1-2	.500	4	6	10	7.0	3	1	2	0	0	3	5.0	
UMass Lowell	11/17/2019	*	23	3-4	.750	0-0	.000	1-4	.250	2	4	6	6.8	3	2	2	1	1	7	5.5	
Texas St.	11/24/2019	*	27	3-3	1.000	0-0	.000	0-2	.000	4	0	4	6.2	4	0	3	1	0	6	5.6	
vs Wright St.	11/29/2019	*	36	3-4	.750	0-1	.000	2-4	.500	4	4	8	6.5	3	1	0	0	0	8	6.0	
at Fla. Atlantic	11/30/2019	*	30	4-6	.667	0-0	.000	0-0	.000	4	3	7	6.6	1	4	0	1	0	8	6.3	
Totals			7	195	20-29	.690	0-1	.000	4-12	.333	20	26	46	6.6	19	10	8	6	2	44	6.3

Player Averages

Games Played	Minutes/ game	Points/ game	FG Pct	3FG Pct	FT Pct	Rebounds/ game	Assists/ game	Turnovers/ game	Assist/Turnover ratio	Steals/ game	Blocks/ game
7	27.9	6.3	69.0	69.0	33.3	6.6	1.4	1.1	1.3	0.3	0.9

CAREER YEAR-BY-YEAR STATISTICS

SEASON	TEAM	GP-GS	MIN/AVG	Field Goals		3-Point		F-Throws		Rebounds				Scoring						
				FG-FGA	FG%	3FG-FGA	3FG%	FT-FTA	FT%	OFF	DEF	TOT	AVG	PF-FO	AST	TO	BLK	STL	PTS	AVG
2017-18	KU	28-19	419/15.0	14-34	.412	0-1	.000	6-8	.750	22	52	74	2.6	47-1	13	29	16	2	34	1.2
2018-19	KU	31-29	725/23.4	36-68	.529	0-0	.000	15-30	.500	78	102	180	5.8	91-2	17	38	25	9	87	2.8
2019-20	KU	7-7	195/27.9	20-29	.690	0-1	.000	4-12	.333	20	26	46	6.6	19-0	10	8	6	2	44	6.3
TOTAL		66-55	1339/20.3	70-131	.534	0-2	.000	25-50	.500	120	180	300	4.5	157-3	40	75	47	13	165	2.5



CHISOM AJEKWU

FRESHMAN • CENTER • 6-3 • LAWRENCE, KAN. • LAWRENCE HS

- Ajekwu scored the first points of her collegiate career with 2 points against UMass Lowell.

45

CAREER HIGHS

Points 2, UMass Lowell -- 11/17/19
 Rebounds 1, 2x last UIC -- 11/10/19
 FG made. 1, UMass Lowell -- 11/17/19
 FG attempts. 1, 2x last UMass Lowell
 -- 11/17/19

BIG 12 HIGHS

Points
 Rebounds
 FG Made.
 FG Attempts
 3 PT FG Made.
 3 PT FG Attempts
 FT Made.
 FT Attempts
 Assists
 Blocks
 Steals
 Minutes

2019-20 GAME-BY-GAME

Opponent	Date	GS	MIN	Total		3-Pointers		Free throws		Rebounds				PF	A	T/O	BLK	STL	PTS	AVG
				FG-FGA	PCT	3FG-3FGA	PCT	FT-FTA	PCT	OFF	DEF	TOT	AVG							
Indiana St.	11/07/2019	3		0-1	.000	0-0	.000	0-0	.000	1	0	1	1.0	1	0	1	0	0	0	0.0
UIC	11/10/2019	3		0-0	.000	0-0	.000	0-0	.000	0	1	1	1.0	0	0	0	0	0	0	0.0
Omaha	11/13/2019	1		0-0	.000	0-0	.000	0-0	.000	0	0	0	0.7	0	0	0	0	0	0	0.0
UMass Lowell	11/17/2019	3		1-1	1.000	0-0	.000	0-0	.000	0	0	0	0.5	0	0	0	0	0	2	0.5
Totals		0	10	1-2	.500	0-0	.000	0-0	.000	1	1	2	0.5	1	0	1	0	0	2	0.5

Player Averages

Games Played	Minutes/game	Points/game	FG Pct	3FG Pct	FT Pct	Rebounds/game	Assists/game	Turnovers/game	Assist/Turnover ratio	Steals/game	Blocks/game
4	2.4	0.5	50.0	50.0	0.0	0.5	0.0	0.3	0.0	0.0	0.0

CAREER YEAR-BY-YEAR STATISTICS

SEASON	TEAM	Field Goals		3-Point		F-Throws		Rebounds				Scoring								
		GP-GS	MIN/AVG	FG-FGA	FG%	3FG-FGA	3FG%	FT-FTA	FT%	OFF	DEF	TOT	AVG	PF-FO	AST	TO	BLK	STL	PTS	AVG
2019-20	KU	4-0	10/2.4	1-2	.500	0-0	.000	0-0	.000	1	1	2	0.5	1-0	0	1	0	0	2	0.5
TOTAL		4-0	10/2.4	1-2	.500	0-0	.000	0-0	.000	1	1	2	0.5	1-0	0	1	0	0	2	0.5

COMBINED TEAM STATISTICS

Game Records

Record	Overall	Home	Away	Neutral
ALL GAMES	7-0	5-0	1-0	1-0
CONFERENCE	0-0	0-0	0-0	0-0
NON-CONFERENCE	7-0	5-0	1-0	1-0

Score by Periods

Team	1st	2nd	3rd	4th	OT	TOT
Kansas	179	170	98	102	0	549
Opponents	138	125	56	66	0	385

Team Box Score

No.	Player	Total			3-Point		F-Throw		Rebounds				PF	DQ	A	TO	BLK	STL	PTS	AVG		
		GP-GS	MIN	AVG	FG-FGA	FG%	3FG-FGA	3FG%	FT-FTA	FT%	OFF	DEF									TOT	AVG
05	THOMAS, Aniya	7-7	169:48	24.3	32-71	.451	12-34	.353	15-22	.682	8	19	27	3.9	21	1	15	13	1	14	91	13.0
13	KERSGIETER, Holly	7-0	170:11	24.3	30-60	.500	12-29	.414	15-24	.625	16	25	41	5.9	15	0	14	10	3	8	87	12.4
04	DE CARVALHO, Mariane	7-7	190:22	27.2	31-82	.378	8-33	.242	11-21	.524	14	24	38	5.4	15	0	9	12	3	11	81	11.6
15	FRANKLIN, Zakiyah	7-7	210:48	30.1	24-67	.358	7-22	.318	25-31	.806	4	12	16	2.3	13	0	27	21	0	10	80	11.4
01	STEPHENS, Tina	7-0	164:39	23.5	29-53	.547	0-3	.000	13-33	.394	24	39	63	9.0	14	0	9	11	2	13	71	10.1
21	MITCHELL, Brooklyn	7-7	185:20	26.5	26-65	.400	2-15	.133	15-17	.882	1	25	26	3.7	12	0	20	22	1	6	69	9.9
35	HELGREN, Bailey	7-7	194:59	27.9	20-29	.690	0-1	.000	4-12	.333	20	26	46	6.6	19	0	10	8	6	2	44	6.3
11	RAMALHO, Niccolly	7-0	82:51	11.8	7-13	.538	0-6	.000	2-8	.250	1	9	10	1.4	9	0	6	5	0	4	16	2.3
03	DAVIS, Tamia	4-0	21:22	5.3	2-8	.250	2-6	.333	2-2	1.000	1	3	4	1.0	3	0	1	0	0	2	8	2.0
45	AJEKWU, Chisom	4-0	09:40	2.4	1-2	.500	0-0	.000	0-0	.000	1	1	2	0.5	1	0	0	1	0	0	2	0.5
Team											14	24	38				2					
Total		7	1400		202-450	.449	43-149	.289	102-170	.600	104	207	311	44.4	122	1	111	105	16	70	549	78.4
Opponents		7	1400		142-419	.339	36-138	.261	65-102	.637	87	178	265	37.9	153	-	73	146	20	50	385	55.0

Team Statistics

	KU	OPP
Scoring	549	385
Points per game	78.4	55.0
Scoring margin	+23.4	-
Field goals-att	202-450	142-419
Field goal pct	.449	.339
3 point fg-att	43-149	36-138
3-point FG pct	.289	.261
3-pt FG made per game	6.1	5.1
Free throws-att	102-170	65-102
Free throw pct	.600	.637
F-Throws made per game	14.6	9.3
Rebounds	311	265
Rebounds per game	44.4	37.9
Rebounding margin	+6.6	-
Assists	111	73
Assists per game	15.9	10.4
Turnovers	105	146
Turnovers per game	15.0	20.9
Turnover margin	+5.9	-
Assist/turnover ratio	1.1	0.5
Steals	70	50
Steals per game	10.0	7.1
Blocks	16	20
Blocks per game	2.3	2.9
Winning streak	7	-
Home win streak	5	-
Attendance	6658	385
Home games-Avg/Game	5-1332	1-385
Neutral site-Avg/Game	-	1-0

Team Results

Date	Opponent		Score	Att.
11/07/2019	Indiana St.	W	84-72	1252
11/10/2019	UIC	W	91-50	1200
11/13/2019	Omaha	W	63-48	1353
11/17/2019	UMass Lowell	W	79-44	1420
11/24/2019	Texas St.	W	68-48	1433
11/29/2019	vs Wright St.	W	74-63	0
11/30/2019	at Fla. Atlantic	W	90-60	385

GAME BY GAME COMPARISONS

Opponent	Date	Score	Total		3-Pointers		Free throws		Rebounds				PF	A	TO	BLK	STL	PTS	AVG	
			FG-FGA	PCT	3FG-FGA	PCT	FT-FTA	PCT	OFF	DEF	TOT	AVG								
Indiana St.	11/07/2019	84-72	W	28-53	.528	4-15	.267	24-42	.571	11	26	37	37.0	22	14	17	2	7	84	84.0
UIC	11/10/2019	91-50	W	32-77	.416	9-32	.281	18-25	.720	14	40	54	45.5	14	21	11	3	11	91	87.5
Omaha	11/13/2019	63-48	W	23-71	.324	2-13	.154	15-25	.600	21	22	43	44.7	14	7	11	2	14	63	79.3
UMass Lowell	11/17/2019	79-44	W	33-59	.559	7-19	.368	6-12	.500	9	36	45	44.8	21	22	21	1	12	79	79.3
Texas St.	11/24/2019	68-48	W	26-60	.433	10-25	.400	6-16	.375	15	32	47	45.2	14	14	13	4	7	68	77.0
vs Wright St.	11/29/2019	74-63	W	24-57	.421	5-20	.250	21-33	.636	13	24	37	43.8	14	15	15	2	7	74	76.5
at Fla. Atlantic	11/30/2019	90-60	W	36-73	.493	6-25	.240	12-17	.706	21	27	48	44.4	23	18	17	2	12	90	78.4
Total		549		202-450	.449	43-149	.289	102-170	.600	104	207	311	44.4	122	111	105	16	70	549	78.4
Opponents		385		142-419	.339	36-138	.261	65-102	.637	87	178	265	37.9	153	73	146	20	50	385	55.0

Kansas Averages

Games Played	Points/game	FG Pct	3FG Pct	FT Pct	Rebounds/game	Assists/game	Turnovers/game	Assist/Turnover ratio	Steals/game	Blocks/game
7	78.4	44.9	28.9	60.0	44.4	15.9	15.0	1.1	10.0	2.3

POINTS -REBOUNDS - ASSISTS

Opponent	Date	Score		01 STEPHENS,T	03 DAVIS,TAMI	04 DE CARVALH	05 THOMAS,ANI	11 RAMALHO,NI	13 KERSGIETER
Indiana St.	11/07/19	84-72	W	3-2-0	0-1-0	15-5-3	5-0-2	2-1-1	24-10-3
UIC	11/10/19	91-50	W	15-10-1	5-3-1	13-7-0	17-6-4	4-4-1	8-7-3
Omaha	11/13/19	63-48	W	6-6-1	DNP	9-5-0	9-4-1	1-1-0	7-4-0
UMass Lowell	11/17/19	79-44	W	14-11-1	3-0-0	15-10-3	15-2-1	7-2-2	9-4-2
Texas St.	11/24/19	68-48	W	6-10-1	DNP	19-4-2	11-5-1	2-0-0	13-7-1
vs Wright St.	11/29/19	74-63	W	8-9-3	DNP	8-2-0	15-3-5	0-0-0	14-5-2
at Fla. Atlantic	11/30/19	90-60	W	19-15-2	0-0-0	2-5-1	19-7-1	0-2-2	12-4-3
Opponent	Date	Score		15 FRANKLIN,Z	21 MITCHELL,B	35 HELGREN,BA	45 AJEKWU,CHI		
Indiana St.	11/07/19	84-72	W	16-5-3	11-1-2	8-6-0	0-1-0		
UIC	11/10/19	91-50	W	14-2-3	11-4-6	4-5-2	0-1-0		
Omaha	11/13/19	63-48	W	13-1-4	15-4-0	3-10-1	0-0-0		
UMass Lowell	11/17/19	79-44	W	2-3-6	5-5-5	7-6-2	2-0-0		
Texas St.	11/24/19	68-48	W	9-2-5	2-6-4	6-4-0	DNP		
vs Wright St.	11/29/19	74-63	W	19-2-3	2-2-1	8-8-1	DNP		
at Fla. Atlantic	11/30/19	90-60	W	7-1-3	23-4-2	8-7-4	DNP		

OVERALL TEAM STATISTICS

Team Statistics

	KU	OPP
Scoring	549	385
Points per game	78.4	55.0
Scoring margin	+23.4	-
Field goals-att	202-450	142-419
Field goal pct	.449	.339
3 point fg-att	43-149	36-138
3-point FG pct	.289	.261
3-pt FG made per game	6.1	5.1
Free throws-att	102-170	65-102
Free throw pct	.600	.637
F-Throws made per game	14.6	9.3
Rebounds	311	265
Rebounds per game	44.4	37.9
Rebounding margin	+6.6	-
Assists	111	73
Assists per game	15.9	10.4
Turnovers	105	146
Turnovers per game	15.0	20.9
Turnover margin	+5.9	-
Assist/turnover ratio	1.1	0.5
Steals	70	50
Steals per game	10.0	7.1
Blocks	16	20
Blocks per game	2.3	2.9
Winning streak	7	-
Home win streak	5	-
Attendance	6658	385
Home games-Avg/Game	5-1332	1-385
Neutral site-Avg/Game	-	1-0

Score by Periods

Team	1st	2nd	3rd	4th	OT	TOT
Kansas	179	170	98	102	0	549
Opponents	138	125	56	66	0	385

PLAYER HIGHS

Kansas - Individual Game Highs

POINTS	24		Holly Kersgieter vs Indiana St. (11/07/2019)
	23		Brooklyn Mitchell at Fla. Atlantic (11/30/2019)
	19		Aniya Thomas at Fla. Atlantic (11/30/2019)
	19		Tina Stephens at Fla. Atlantic (11/30/2019)
	19		Zakiyah Franklin vs Wright St. (N) (11/29/2019)
	19		Mariane De Carvalho vs Texas St. (11/24/2019)
FIELD GOALS MADE	10		Brooklyn Mitchell at Fla. Atlantic (11/30/2019)
	8		Tina Stephens at Fla. Atlantic (11/30/2019)
	8		Holly Kersgieter vs Indiana St. (11/07/2019)
FIELD GOAL ATTEMPTS	17		Aniya Thomas at Fla. Atlantic (11/30/2019)
	16		Zakiyah Franklin vs Omaha (11/13/2019)
FIELD GOAL PERCENTAGE (min 5 made)	.769	(10-13)	Brooklyn Mitchell at Fla. Atlantic (11/30/2019)
	.727	(8-11)	Tina Stephens at Fla. Atlantic (11/30/2019)
3 PT FG MADE	5		Mariane De Carvalho vs Texas St. (11/24/2019)
	4		Aniya Thomas at Fla. Atlantic (11/30/2019)
	4		Zakiyah Franklin vs UIC (11/10/2019)
	4		Holly Kersgieter vs Indiana St. (11/07/2019)
3 PT FG ATTEMPTS	10		Aniya Thomas at Fla. Atlantic (11/30/2019)
	9		Mariane De Carvalho vs Texas St. (11/24/2019)
3 PT FG PERCENTAGE (min 2 made)	.571	(4-7)	Holly Kersgieter vs Indiana St. (11/07/2019)
	.556	(5-9)	Mariane De Carvalho vs Texas St. (11/24/2019)
FREE THROWS MADE	8		Zakiyah Franklin vs Indiana St. (11/07/2019)
	7		Aniya Thomas vs Wright St. (N) (11/29/2019)
FREE THROW ATTEMPTS	11		Zakiyah Franklin vs Indiana St. (11/07/2019)
	10		Aniya Thomas vs Wright St. (N) (11/29/2019)
FREE THROW PERCENTAGE (min 3 made)	1.000	(4-4)	Brooklyn Mitchell vs UIC (11/10/2019)
	1.000	(3-3)	Brooklyn Mitchell vs Omaha (11/13/2019)
REBOUNDS	15		Tina Stephens at Fla. Atlantic (11/30/2019)
	11		Tina Stephens vs UMass Lowell (11/17/2019)
ASSISTS	6		Zakiyah Franklin vs UMass Lowell (11/17/2019)
	6		Brooklyn Mitchell vs UIC (11/10/2019)
STEALS	6		Tina Stephens at Fla. Atlantic (11/30/2019)
	4		Aniya Thomas at Fla. Atlantic (11/30/2019)
BLOCKED SHOTS	2		Mariane De Carvalho vs Omaha (11/13/2019)
	2		Bailey Helgren vs UIC (11/10/2019)
TURNOVERS	6		Brooklyn Mitchell vs UMass Lowell (11/17/2019)
	5		Brooklyn Mitchell at Fla. Atlantic (11/30/2019)
	5		Zakiyah Franklin vs Wright St. (N) (11/29/2019)
	5		Aniya Thomas vs Wright St. (N) (11/29/2019)
	5		Zakiyah Franklin vs Texas St. (11/24/2019)
	5		Zakiyah Franklin vs Indiana St. (11/07/2019)
FOULS	5		Aniya Thomas vs Indiana St. (11/07/2019)
	4		Tina Stephens at Fla. Atlantic (11/30/2019)
	4		Zakiyah Franklin at Fla. Atlantic (11/30/2019)
	4		Bailey Helgren vs Texas St. (11/24/2019)
	4		Tina Stephens vs Texas St. (11/24/2019)
	4		Holly Kersgieter vs UMass Lowell (11/17/2019)
	4		Tina Stephens vs UMass Lowell (11/17/2019)
	4		Aniya Thomas vs Omaha (11/13/2019)

TEAM OVERALL SUMMARY

Summary

Player	Overall Statistics										Conference Statistics									
	GP-GS	MIN/G	FG%	3FG%	FT%	R/G	A/G	STL	BLK	PTS/G	GP-GS	MIN/G	FG%	3FG%	FT%	R/G	A/G	STL	BLK	PTS/G
Thomas, Aniya	7-7	24.3	.451	.353	.682	3.9	2.1	14	1	13.0	0-0	0.0	.000	.000	.000	0.0	0.0	0	0	0.0
Kersgieter, Holly	7-0	24.3	.500	.414	.625	5.9	2.0	8	3	12.4	0-0	0.0	.000	.000	.000	0.0	0.0	0	0	0.0
De Carvalho, Mariane	7-7	27.2	.378	.242	.524	5.4	1.3	11	3	11.6	0-0	0.0	.000	.000	.000	0.0	0.0	0	0	0.0
Franklin, Zakiyah	7-7	30.1	.358	.318	.806	2.3	3.9	10	0	11.4	0-0	0.0	.000	.000	.000	0.0	0.0	0	0	0.0
Stephens, Tina	7-0	23.5	.547	.000	.394	9.0	1.3	13	2	10.1	0-0	0.0	.000	.000	.000	0.0	0.0	0	0	0.0
Mitchell, Brooklyn	7-7	26.5	.400	.133	.882	3.7	2.9	6	1	9.9	0-0	0.0	.000	.000	.000	0.0	0.0	0	0	0.0
Helgren, Bailey	7-7	27.9	.690	.000	.333	6.6	1.4	2	6	6.3	0-0	0.0	.000	.000	.000	0.0	0.0	0	0	0.0
Ramalho, Niccolly	7-0	11.8	.538	.000	.250	1.4	0.9	4	0	2.3	0-0	0.0	.000	.000	.000	0.0	0.0	0	0	0.0
Davis, Tamia	4-0	5.3	.250	.333	1.000	1.0	0.3	2	0	2.0	0-0	0.0	.000	.000	.000	0.0	0.0	0	0	0.0
Ajekwu, Chisom	4-0	2.4	.500	.000	.000	0.5	0.0	0	0	0.5	0-0	0.0	.000	.000	.000	0.0	0.0	0	0	0.0
Totals	7		.449	.289	.600	44.4	15.9	70	16	78.4	0		.000	.000	.000	0.0	0.0	0	0	0.0
Opponent	7		.339	.261	.637	37.9	10.4	50	20	55.0	0		.000	.000	.000	0.0	0.0	0	0	0.0

Scoring

Player	Overall Statistics								Conference Statistics							
	FG-FGA	FG%	3FG-3FGA	3FG%	FT-FTA	FT%	PTS	PTS/G	FG-FGA	FG%	3FG-3FGA	3FG%	FT-FTA	FT%	PTS	PTS/G
Thomas, Aniya	32-71	.451	12-34	.353	15-22	.682	91	13.0	0-0	.000	0-0	.000	0-0	.000	0	0.0
Kersgieter, Holly	30-60	.500	12-29	.414	15-24	.625	87	12.4	0-0	.000	0-0	.000	0-0	.000	0	0.0
De Carvalho, Mariane	31-82	.378	8-33	.242	11-21	.524	81	11.6	0-0	.000	0-0	.000	0-0	.000	0	0.0
Franklin, Zakiyah	24-67	.358	7-22	.318	25-31	.806	80	11.4	0-0	.000	0-0	.000	0-0	.000	0	0.0
Stephens, Tina	29-53	.547	0-3	.000	13-33	.394	71	10.1	0-0	.000	0-0	.000	0-0	.000	0	0.0
Mitchell, Brooklyn	26-65	.400	2-15	.133	15-17	.882	69	9.9	0-0	.000	0-0	.000	0-0	.000	0	0.0
Helgren, Bailey	20-29	.690	0-1	.000	4-12	.333	44	6.3	0-0	.000	0-0	.000	0-0	.000	0	0.0
Ramalho, Niccolly	7-13	.538	0-6	.000	2-8	.250	16	2.3	0-0	.000	0-0	.000	0-0	.000	0	0.0
Davis, Tamia	2-8	.250	2-6	.333	2-2	1.000	8	2.0	0-0	.000	0-0	.000	0-0	.000	0	0.0
Ajekwu, Chisom	1-2	.500	0-0	.000	0-0	.000	2	0.5	0-0	.000	0-0	.000	0-0	.000	0	0.0
Totals	202-450	.449	43-149	.289	102-170	.600	549	78.4	0-0	.000	0-0	.000	0-0	.000	0	0.0
Opponent	142-419	.339	36-138	.261	65-102	.637	385	55.0	0-0	.000	0-0	.000	0-0	.000	0	0.0

Totals

Player	Overall Statistics										Conference Statistics									
	O-REB	D-REB	TOTAL	PF	FO	A	TO	A/TO	HI	PTS	O-REB	D-REB	TOTAL	PF	FO	A	TO	A/TO	HI	PTS
Thomas, Aniya	8	19	27	21	1	15	13	1.2	19	19	0	0	0	0	0	0	0	2.0	0	0
Kersgieter, Holly	16	25	41	15	0	14	10	1.4	24	24	0	0	0	0	0	0	0	3.0	0	0
De Carvalho, Mariane	14	24	38	15	0	9	12	0.8	19	19	0	0	0	0	0	0	0	3.0	0	0
Franklin, Zakiyah	4	12	16	13	0	27	21	1.3	19	19	0	0	0	0	0	0	0	3.0	0	0
Stephens, Tina	24	39	63	14	0	9	11	0.8	19	19	0	0	0	0	0	0	0	0.0	0	0
Mitchell, Brooklyn	1	25	26	12	0	20	22	0.9	23	23	0	0	0	0	0	0	0	2.0	0	0
Helgren, Bailey	20	26	46	19	0	10	8	1.3	8	8	0	0	0	0	0	0	0	0.0	0	0
Ramalho, Niccolly	1	9	10	9	0	6	5	1.2	7	7	0	0	0	0	0	0	0	1.0	0	0
Davis, Tamia	1	3	4	3	0	1	0	0.0	5	5	0	0	0	0	0	0	0	0.0	0	0
Ajekwu, Chisom	1	1	2	1	0	0	1	0.0	2	2	0	0	0	0	0	0	0	0.0	0	0
Totals	104	207	311	122	1	111	105	1.1	91	91	0	0	0	0	1	0	0	14.0	0	0
Opponent	87	178	265	153	-	73	146	0.5	72	72	0	0	0	0	-	0	0	10.0	0	0

CATEGORY LEADERS

Points

##	Player	G	Pts	Pts/G
05	Thomas, Aniya	7	91	13.0
13	Kersgieter, Holly	7	87	12.4
04	De Carvalho, Mariane	7	81	11.6
15	Franklin, Zakiyah	7	80	11.4
01	Stephens, Tina	7	71	10.1
21	Mitchell, Brooklyn	7	69	9.9
35	Helgren, Bailey	7	44	6.3
11	Ramalho, Niccolly	7	16	2.3
03	Davis, Tamia	4	8	2.0
45	Ajekwu, Chisom	4	2	0.5

Scoring Average

##	Player	G	Pts	Pts/G
05	Thomas, Aniya	7	91	13.0
13	Kersgieter, Holly	7	87	12.4
04	De Carvalho, Mariane	7	81	11.6
15	Franklin, Zakiyah	7	80	11.4
01	Stephens, Tina	7	71	10.1
21	Mitchell, Brooklyn	7	69	9.9
35	Helgren, Bailey	7	44	6.3
11	Ramalho, Niccolly	7	16	2.3
03	Davis, Tamia	4	8	2.0
45	Ajekwu, Chisom	4	2	0.5

Field Goal Percentage

##	Player	FG	Att	Pct
35	Helgren, Bailey	20	29	.690
01	Stephens, Tina	29	53	.547
11	Ramalho, Niccolly	7	13	.538
13	Kersgieter, Holly	30	60	.500
45	Ajekwu, Chisom	1	2	.500
05	Thomas, Aniya	32	71	.451
21	Mitchell, Brooklyn	26	65	.400
04	De Carvalho, Mariane	31	82	.378
15	Franklin, Zakiyah	24	67	.358
03	Davis, Tamia	2	8	.250

Field Goal Attempts

##	Player	G	Att	Att/G
04	De Carvalho, Mariane	7	82	11.7
05	Thomas, Aniya	7	71	10.1
15	Franklin, Zakiyah	7	67	9.6
21	Mitchell, Brooklyn	7	65	9.3
13	Kersgieter, Holly	7	60	8.6

Field Goals Made

##	Player	G	Made	Made/G
05	Thomas, Aniya	7	32	4.6
04	De Carvalho, Mariane	7	31	4.4
13	Kersgieter, Holly	7	30	4.3
01	Stephens, Tina	7	29	4.1
21	Mitchell, Brooklyn	7	26	3.7

3-Point FG Percentage

##	Player	3FG	Att	Pct
13	Kersgieter, Holly	12	29	.414
05	Thomas, Aniya	12	34	.353
03	Davis, Tamia	2	6	.333
15	Franklin, Zakiyah	7	22	.318
04	De Carvalho, Mariane	8	33	.242
21	Mitchell, Brooklyn	2	15	.133

3-Point FG Attempts

##	Player	G	Att	Att/G
05	Thomas, Aniya	7	34	4.9
04	De Carvalho, Mariane	7	33	4.7
13	Kersgieter, Holly	7	29	4.1
15	Franklin, Zakiyah	7	22	3.1
21	Mitchell, Brooklyn	7	15	2.1

3-Point FG Made

##	Player	G	Made	Made/G
05	Thomas, Aniya	7	12	1.7
13	Kersgieter, Holly	7	12	1.7
04	De Carvalho, Mariane	7	8	1.1
15	Franklin, Zakiyah	7	7	1.0
21	Mitchell, Brooklyn	7	2	0.3

CATEGORY LEADERS

Free Throw Percentage

##	Player	Made	Att	Pct
03	Davis, Tamia	2	2	1.000
21	Mitchell, Brooklyn	15	17	.882
15	Franklin, Zakiyah	25	31	.806
05	Thomas, Aniya	15	22	.682
13	Kersgieter, Holly	15	24	.625
04	De Carvalho, Mariane	11	21	.524
01	Stephens, Tina	13	33	.394
35	Helgren, Bailey	4	12	.333
11	Ramalho, Niccolly	2	8	.250

Free Throw Attempts

##	Player	G	Att	Att/G
01	Stephens, Tina	7	33	4.7
15	Franklin, Zakiyah	7	31	4.4
13	Kersgieter, Holly	7	24	3.4
05	Thomas, Aniya	7	22	3.1
04	De Carvalho, Mariane	7	21	3.0

Free Throws Made

##	Player	G	Made	Made/G
15	Franklin, Zakiyah	7	25	3.6
13	Kersgieter, Holly	7	15	2.1
05	Thomas, Aniya	7	15	2.1
21	Mitchell, Brooklyn	7	15	2.1
01	Stephens, Tina	7	13	1.9

Rebounds

##	Player	G	Reb	Reb/G
01	Stephens, Tina	7	63	9.0
35	Helgren, Bailey	7	46	6.6
13	Kersgieter, Holly	7	41	5.9
04	De Carvalho, Mariane	7	38	5.4
05	Thomas, Aniya	7	27	3.9

Assists

##	Player	G	Ast	Ast/G
15	Franklin, Zakiyah	7	27	3.9
21	Mitchell, Brooklyn	7	20	2.9
05	Thomas, Aniya	7	15	2.1
13	Kersgieter, Holly	7	14	2.0
35	Helgren, Bailey	7	10	1.4

Rebounds Average

##	Player	G	Reb	Reb/G
01	Stephens, Tina	7	63	9.0
35	Helgren, Bailey	7	46	6.6
13	Kersgieter, Holly	7	41	5.9
04	De Carvalho, Mariane	7	38	5.4
05	Thomas, Aniya	7	27	3.9

Steals

##	Player	G	Stl	Stl/G
05	Thomas, Aniya	7	14	2.0
01	Stephens, Tina	7	13	1.9
04	De Carvalho, Mariane	7	11	1.6
15	Franklin, Zakiyah	7	10	1.4
13	Kersgieter, Holly	7	8	1.1

Offensive Rebounds

##	Player	G	OReb	OReb/G
01	Stephens, Tina	7	24	3.4
35	Helgren, Bailey	7	20	2.9
13	Kersgieter, Holly	7	16	2.3
04	De Carvalho, Mariane	7	14	2.0
05	Thomas, Aniya	7	8	1.1

Blocked Shots

##	Player	G	Blk	Blk/G
35	Helgren, Bailey	7	6	0.9
04	De Carvalho, Mariane	7	3	0.4
13	Kersgieter, Holly	7	3	0.4
01	Stephens, Tina	7	2	0.3
05	Thomas, Aniya	7	1	0.1

Defensive Rebounds

##	Player	G	DReb	DReb/G
01	Stephens, Tina	7	39	5.6
35	Helgren, Bailey	7	26	3.7
13	Kersgieter, Holly	7	25	3.6
21	Mitchell, Brooklyn	7	25	3.6
04	De Carvalho, Mariane	7	24	3.4

Minutes

##	Player	G	Min	Min/G
15	Franklin, Zakiyah	7	211	30:07
35	Helgren, Bailey	7	195	27:51
04	De Carvalho, Mariane	7	190	27:12
21	Mitchell, Brooklyn	7	185	26:29
13	Kersgieter, Holly	7	170	24:19

CATEGORY LEADERS

Fouls

##	Player	G	PF	PF/G
05	Thomas, Aniya	7	21	3.0
35	Helgren, Bailey	7	19	2.7
04	De Carvalho, Mariane	7	15	2.1
13	Kersgieter, Holly	7	15	2.1
01	Stephens, Tina	7	14	2.0

Turnovers

##	Player	G	TO	TO/G
21	Mitchell, Brooklyn	7	22	3.1
15	Franklin, Zakiyah	7	21	3.0
05	Thomas, Aniya	7	13	1.9
04	De Carvalho, Mariane	7	12	1.7
01	Stephens, Tina	7	11	1.6

Foul Outs

##	Player	G	FO
05	Thomas, Aniya	7	1

KANSAS GAME HIGHS

Kansas - Game Highs

POINTS	91	UIC (11/10/2019)
	90	at Fla. Atlantic (11/30/2019)
	84	Indiana St. (11/07/2019)
	79	UMass Lowell (11/17/2019)
	74	vs Wright St. (N) (11/29/2019)
FIELD GOALS MADE	36	at Fla. Atlantic (11/30/2019)
	33	UMass Lowell (11/17/2019)
FIELD GOAL ATTEMPTS	77	UIC (11/10/2019)
	73	at Fla. Atlantic (11/30/2019)
FIELD GOAL PERCENTAGE	.559 (33-59)	UMass Lowell (11/17/2019)
	.528 (28-53)	Indiana St. (11/07/2019)
3 PT FG MADE	10	Texas St. (11/24/2019)
	9	UIC (11/10/2019)
3 PT FG ATTEMPTS	32	UIC (11/10/2019)
	25	at Fla. Atlantic (11/30/2019)
	25	Texas St. (11/24/2019)
3 PT FG PERCENTAGE	.400 (10-25)	Texas St. (11/24/2019)
	.368 (7-19)	UMass Lowell (11/17/2019)
FREE THROWS MADE	24	Indiana St. (11/07/2019)
	21	vs Wright St. (N) (11/29/2019)
FREE THROW ATTEMPTS	42	Indiana St. (11/07/2019)
	33	vs Wright St. (N) (11/29/2019)
FREE THROW PERCENTAGE	.720 (18-25)	UIC (11/10/2019)
	.706 (12-17)	at Fla. Atlantic (11/30/2019)
REBOUNDS	54	UIC (11/10/2019)
	48	at Fla. Atlantic (11/30/2019)
ASSISTS	22	UMass Lowell (11/17/2019)
	21	UIC (11/10/2019)
STEALS	14	Omaha (11/13/2019)
	12	at Fla. Atlantic (11/30/2019)
	12	UMass Lowell (11/17/2019)
BLOCKED SHOTS	4	Texas St. (11/24/2019)
	3	UIC (11/10/2019)
TURNOVERS	21	UMass Lowell (11/17/2019)
	17	at Fla. Atlantic (11/30/2019)
	17	Indiana St. (11/07/2019)
FOULS	23	at Fla. Atlantic (11/30/2019)
	22	Indiana St. (11/07/2019)



KANSAS GAME LOWS

Kansas - Game Lows

POINTS	63	Omaha (11/13/2019)
	68	Texas St. (11/24/2019)
	74	vs Wright St. (N) (11/29/2019)
	79	UMass Lowell (11/17/2019)
	84	Indiana St. (11/07/2019)
FIELD GOALS MADE	23	Omaha (11/13/2019)
	24	vs Wright St. (N) (11/29/2019)
FIELD GOAL ATTEMPTS	53	Indiana St. (11/07/2019)
	57	vs Wright St. (N) (11/29/2019)
FIELD GOAL PERCENTAGE	.324 (23-71)	Omaha (11/13/2019)
	.416 (32-77)	UIC (11/10/2019)
3 PT FG MADE	2	Omaha (11/13/2019)
	4	Indiana St. (11/07/2019)
3 PT FG ATTEMPTS	13	Omaha (11/13/2019)
	15	Indiana St. (11/07/2019)
3 PT FG PERCENTAGE	.154 (2-13)	Omaha (11/13/2019)
	.240 (6-25)	at Fla. Atlantic (11/30/2019)
FREE THROWS MADE	6	Texas St. (11/24/2019)
	6	UMass Lowell (11/17/2019)
FREE THROW ATTEMPTS	12	UMass Lowell (11/17/2019)
	16	Texas St. (11/24/2019)
FREE THROW PERCENTAGE	.375 (6-16)	Texas St. (11/24/2019)
	.500 (6-12)	UMass Lowell (11/17/2019)
REBOUNDS	37	vs Wright St. (N) (11/29/2019)
	37	Indiana St. (11/07/2019)
ASSISTS	7	Omaha (11/13/2019)
	14	Texas St. (11/24/2019)
	14	Indiana St. (11/07/2019)
STEALS	7	vs Wright St. (N) (11/29/2019)
	7	Texas St. (11/24/2019)
	7	Indiana St. (11/07/2019)
BLOCKED SHOTS	1	UMass Lowell (11/17/2019)
	2	at Fla. Atlantic (11/30/2019)
	2	vs Wright St. (N) (11/29/2019)
	2	Omaha (11/13/2019)
	2	Indiana St. (11/07/2019)
TURNOVERS	11	Omaha (11/13/2019)
	11	UIC (11/10/2019)
FOULS	14	vs Wright St. (N) (11/29/2019)
	14	Texas St. (11/24/2019)
	14	Omaha (11/13/2019)
	14	UIC (11/10/2019)



OPPONENT GAME HIGHS

Opponent - Game Highs

POINTS	72	Indiana St. (11/07/2019)
	63	vs Wright St. (N) (11/29/2019)
	60	at Fla. Atlantic (11/30/2019)
	50	UIC (11/10/2019)
	48	Texas St. (11/24/2019)
	48	Omaha (11/13/2019)
FIELD GOALS MADE	25	vs Wright St. (N) (11/29/2019)
	25	Indiana St. (11/07/2019)
FIELD GOAL ATTEMPTS	72	UIC (11/10/2019)
	66	vs Wright St. (N) (11/29/2019)
FIELD GOAL PERCENTAGE	.438 (21-48)	Omaha (11/13/2019)
	.403 (25-62)	Indiana St. (11/07/2019)
3 PT FG MADE	10	vs Wright St. (N) (11/29/2019)
	8	at Fla. Atlantic (11/30/2019)
3 PT FG ATTEMPTS	27	at Fla. Atlantic (11/30/2019)
	26	vs Wright St. (N) (11/29/2019)
3 PT FG PERCENTAGE	.385 (10-26)	vs Wright St. (N) (11/29/2019)
	.296 (8-27)	at Fla. Atlantic (11/30/2019)
FREE THROWS MADE	17	at Fla. Atlantic (11/30/2019)
	17	Indiana St. (11/07/2019)
FREE THROW ATTEMPTS	25	at Fla. Atlantic (11/30/2019)
	24	Indiana St. (11/07/2019)
FREE THROW PERCENTAGE	1.000 (6-6)	Texas St. (11/24/2019)
	.720 (18-25)	at Fla. Atlantic (11/30/2019)
REBOUNDS	49	UIC (11/10/2019)
	46	vs Wright St. (N) (11/29/2019)
ASSISTS	14	Omaha (11/13/2019)
	12	Texas St. (11/24/2019)
STEALS	13	Indiana St. (11/07/2019)
	8	vs Wright St. (N) (11/29/2019)
BLOCKED SHOTS	7	Omaha (11/13/2019)
	4	vs Wright St. (N) (11/29/2019)
TURNOVERS	27	Omaha (11/13/2019)
	26	at Fla. Atlantic (11/30/2019)
FOULS	33	Indiana St. (11/07/2019)
	25	at Fla. Atlantic (11/30/2019)



OPPONENT GAME LOWS

Opponent - Game Lows

POINTS	44	UMass Lowell (11/17/2019)
	48	Texas St. (11/24/2019)
	48	Omaha (11/13/2019)
	50	UIC (11/10/2019)
	60	at Fla. Atlantic (11/30/2019)
FIELD GOALS MADE	15	UMass Lowell (11/17/2019)
	17	at Fla. Atlantic (11/30/2019)
FIELD GOAL ATTEMPTS	48	Omaha (11/13/2019)
	52	at Fla. Atlantic (11/30/2019)
FIELD GOAL PERCENTAGE	.259 (15-58)	UMass Lowell (11/17/2019)
	.278 (20-72)	UIC (11/10/2019)
3 PT FG MADE	2	UMass Lowell (11/17/2019)
	3	Omaha (11/13/2019)
3 PT FG ATTEMPTS	13	Omaha (11/13/2019)
	14	UMass Lowell (11/17/2019)
3 PT FG PERCENTAGE	.143 (2-14)	UMass Lowell (11/17/2019)
	.167 (4-24)	Texas St. (11/24/2019)
FREE THROWS MADE	3	vs Wright St. (N) (11/29/2019)
	3	Omaha (11/13/2019)
FREE THROW ATTEMPTS	6	Texas St. (11/24/2019)
	7	Omaha (11/13/2019)
FREE THROW PERCENTAGE	.375 (3-8)	vs Wright St. (N) (11/29/2019)
	.429 (3-7)	Omaha (11/13/2019)
REBOUNDS	30	at Fla. Atlantic (11/30/2019)
	31	UMass Lowell (11/17/2019)
ASSISTS	8	UIC (11/10/2019)
	9	at Fla. Atlantic (11/30/2019)
	9	UMass Lowell (11/17/2019)
STEALS	4	Omaha (11/13/2019)
	4	UIC (11/10/2019)
BLOCKED SHOTS	0	at Fla. Atlantic (11/30/2019)
	1	UMass Lowell (11/17/2019)
TURNOVERS	13	Texas St. (11/24/2019)
	18	Indiana St. (11/07/2019)
FOULS	13	UMass Lowell (11/17/2019)
	15	Texas St. (11/24/2019)



1 KANSAS 84, INDIANA STATE 72

NOV. 7, 2019 | LAWRENCE, KAN. | ALLEN FIELDHOUSE



Overall Basketball Box Score - Final
Indiana St. at Kansas
11/07/19 Allen Fieldhouse, Lawrence, KS

Overall Box Score - Final
Indiana St. at Kansas
11/07/19 Allen Fieldhouse, Lawrence, KS

Table with columns: NO., Name, Min, FG, M.A., 3P, M.A., FT, M.A., Rebounds, Fouls, TP, AS, TO, ST, Blocks, +/-, Shooting By Period (1st-4th FG, 3PT, FT), GM FG, 3PT, FT, Technical Fouls: NONE

Table with columns: NO., Name, Min, FG, M.A., 3P, M.A., FT, M.A., Rebounds, Fouls, TP, AS, TO, ST, Blocks, +/-, Shooting By Period (1st-4th FG, 3PT, FT), GM FG, 3PT, FT, Technical Fouls: NONE

Summary statistics table for Kansas vs ISU and KU, including Points from Turnovers, Fast Breaks, and Period by Period Scoring.

2 KANSAS 91, UIC 50

NOV. 10, 2019 | LAWRENCE, KAN. | ALLEN FIELDHOUSE



Overall Basketball Box Score - Final
UIC at Kansas
11/07/19 Allen Fieldhouse, Lawrence, KS

Overall Box Score - Final
UIC at Kansas
11/07/19 Allen Fieldhouse, Lawrence, KS

Table with columns: NO., Name, Min, FG, M.A., 3P, M.A., FT, M.A., Rebounds, Fouls, TP, AS, TO, ST, Blocks, +/-, Shooting By Period (1st-4th FG, 3PT, FT), GM FG, 3PT, FT, Technical Fouls: NONE

Table with columns: NO., Name, Min, FG, M.A., 3P, M.A., FT, M.A., Rebounds, Fouls, TP, AS, TO, ST, Blocks, +/-, Shooting By Period (1st-4th FG, 3PT, FT), GM FG, 3PT, FT, Technical Fouls: NONE

Summary statistics table for Kansas vs UIC and Kan, including Points from Turnovers, Fast Breaks, and Period by Period Scoring.

3 KANSAS 63, OMAHA 48

NOV. 13, 2019 | LAWRENCE, KAN. | ALLEN FIELDHOUSE



Overall Basketball Box Score - Final
Omaha at Kansas
11/13/19 Allen Fieldhouse, Lawrence, KS

Overall Box Score - Final
Omaha at Kansas
11/13/19 Allen Fieldhouse, Lawrence, KS

Table with columns: NO., Name, Min, FG, M.A., 3P, M.A., FT, M.A., Rebounds, Fouls, TP, AS, TO, ST, Blocks, +/-, Shooting By Period (1st-4th FG, 3PT, FT), GM FG, 3PT, FT, Technical Fouls: NONE

Table with columns: NO., Name, Min, FG, M.A., 3P, M.A., FT, M.A., Rebounds, Fouls, TP, AS, TO, ST, Blocks, +/-, Shooting By Period (1st-4th FG, 3PT, FT), GM FG, 3PT, FT, Technical Fouls: NONE

Summary statistics table for Kansas vs UNO and Kan, including Points from Turnovers, Fast Breaks, and Period by Period Scoring.

4 KANSAS 79, UMASS LOWELL 44

NOV. 17, 2019 | LAWRENCE, KAN. | ALLEN FIELDHOUSE



Overall Basketball Box Score - Final
Umass Lowell at Kansas
11/17/19 Allen Fieldhouse, Lawrence, KS

Overall Box Score - Final
Umass Lowell at Kansas
11/17/19 Allen Fieldhouse, Lawrence, KS

Table with columns: NO., Name, Min, FG, M.A., 3P, M.A., FT, M.A., Rebounds, Fouls, TP, AS, TO, ST, Blocks, +/-, Shooting By Period (1st-4th FG, 3PT, FT), GM FG, 3PT, FT, Technical Fouls: NONE

Table with columns: NO., Name, Min, FG, M.A., 3P, M.A., FT, M.A., Rebounds, Fouls, TP, AS, TO, ST, Blocks, +/-, Shooting By Period (1st-4th FG, 3PT, FT), GM FG, 3PT, FT, Technical Fouls: NONE

Summary statistics table for Kansas vs UML and Kan, including Points from Turnovers, Fast Breaks, and Period by Period Scoring.



5

KANSAS 68, TEXAS STATE 48

Nov. 24, 2019 | Lawrence, Kan. | Allen Fieldhouse



Official Basketball Box Score - Final
Texas St. at Kansas
 11/24/19 Allen Fieldhouse, Lawrence
 ESPN 3-40 Women's Basketball

Officials: Lisa Jones, Shana Burns, Greg Brad

NO.	Name	Records: 5-4					Shooting By Period																														
		FG	3P	FT	Rebounds	Fouls	1st	2nd	3rd	4th	Total	PF	TP	A	TO	Blk	Stl	Min																			
		Min	M-A	M-A	M-A	OR	DR	TTOT	PF	FP	FD	FP	FD	FT	FTA	FT%	FT%	FT%	FT%	FT%	FT%	FT%	FT%	FT%	FT%	FT%	FT%	FT%	FT%	FT%	FT%	FT%	FT%	FT%	FT%	FT%	
22	De'Nasia Hood	F	33:14	3-12	1-6	0-0	6	6	2	0	7	2	2	3	3	0	20	1st	50.0%	3PT%	14	25.0%	FT%	0	0	0	0	0	0	0	0	0	0	0	0	0	0

Technical Fouls: NONE
 Dead Ball Rebounds: 4

NO.	Name	Records: 8-0					Shooting By Period																															
		FG	3P	FT	Rebounds	Fouls	1st	2nd	3rd	4th	Total	PF	TP	A	TO	Blk	Stl	Min																				
		Min	M-A	M-A	M-A	OR	DR	TTOT	PF	FP	FD	FP	FD	FT	FTA	FT%	FT%	FT%	FT%	FT%	FT%	FT%	FT%	FT%	FT%	FT%	FT%	FT%	FT%	FT%	FT%	FT%	FT%	FT%	FT%			
4	Mariane De Carvalho	F	25:59	7-14	5-9	0-3	1	3	4	2	4	19	2	1	1	0	32	1st	52.9%	3PT%	5	62.5%	FT%	2	4	0	0	0	0	0	0	0	0	0	0	0	0	0

Technical Fouls: NONE
 Dead Ball Rebounds: 0

Biggest lead	TXS		KAN	
	1st	2nd	3rd	4th
Best Shooting Run	12:22 (6:00)	01:11 (6:13)	10:11 (6:03)	01:11 (6:13)
Lead Changes	0	0	0	0
Times Tied	0:00	0:00	0:00	0:00
Time with Lead	00:00	30:00	16:21	21:05



7

KANSAS 90, FAU 60

Nov. 30, 2019 | Boca Raton, Fla. | FAU Arena



Official Basketball Box Score - Game Totals - Final Statistics
Kansas vs Fla. Atlantic
 11/30/19 1:20 PM at Boca Raton, Fla.



#	Player	Records: 7-0 (0-0 B12)					Shooting By Period																												
		FG	3P	FT	Rebounds	Fouls	1st	2nd	3rd	4th	Total	PF	TP	A	TO	Blk	Stl	Min																	
		Min	M-A	M-A	M-A	OR	DR	TTOT	PF	FP	FD	FP	FD	FT	FTA	FT%	FT%	FT%	FT%	FT%	FT%	FT%	FT%	FT%	FT%	FT%	FT%	FT%	FT%	FT%	FT%	FT%	FT%	FT%	
04	De Carvalho, Mariane	f	1-10	0-5	0-0	2	3	5	3	2	1	4	0	0	0	21	1st	50.0%	3PT%	0	0.0%	FT%	0	0	0	0	0	0	0	0	0	0	0	0	0

1st - FG %: 16-30 50.0% 3PT %: 4-9 44.4% FT %: 4-4 100.0% 2nd - FG %: 1-7 14.3% 3PT %: 1-3 33.3% FT %: 1-1 100.0% 3rd - FG %: 6-16 37.5% 3PT %: 3-9 33.3% FT %: 2-4 50.0% 4th - FG %: 6-13 46.2% 3PT %: 4-8 50.0% FT %: 2-2 100.0% Game: 25-66 37.9% Deorbit Rebounds: 2

#	Player	Records: 60-5-3 (0-0 C-USA)					Shooting By Period																													
		FG	3P	FT	Rebounds	Fouls	1st	2nd	3rd	4th	Total	PF	TP	A	TO	Blk	Stl	Min																		
		Min	M-A	M-A	M-A	OR	DR	TTOT	PF	FP	FD	FP	FD	FT	FTA	FT%	FT%	FT%	FT%	FT%	FT%	FT%	FT%	FT%	FT%	FT%	FT%	FT%	FT%	FT%	FT%	FT%	FT%	FT%		
00	Astou Gaye	f	0-2	0-1	0-0	0	2	2	3	0	1	3	0	0	0	9	1st	0.0%	3PT%	0	0.0%	FT%	0	0	0	0	0	0	0	0	0	0	0	0	0	0

1st - FG %: 3-9 33.3% 3PT %: 1-3 33.3% FT %: 1-1 100.0% 2nd - FG %: 7-16 43.8% 3PT %: 3-9 33.3% FT %: 2-4 50.0% 3rd - FG %: 4-15 26.7% 3PT %: 1-5 20.0% FT %: 2-2 100.0% 4th - FG %: 3-11 27.3% 3PT %: 2-7 28.6% FT %: 0-0 0.0% Game: 17-52 32.7% Deorbit Rebounds: 4

Officials: Angelica Sullivan, Angel Stanton, Trey Miles
 Technical fouls: Kansas-None, Fla. Atlantic-None
 Attendance: 383
 Angelica Roberts
 Angel Stanton
 Trey Miles

Score by periods					Total
1st	2nd	3rd	4th	Total	
Kansas	24	18	23	25	90
Fla. Atlantic	10	27	10	13	60

Points	In	Off	2nd	Fast	Bench
	Paint	T/O	Chance	Break	
KU	56	29	28	8	31
FAU	16	12	10	7	14

Low P: KU 40-60:21.2, FAU 40-60:27.7
 Largest lead - KU by 33 40:00:57, FAU None.
 KU led for 38:57, FAU led for 00:00. Game was tied for 00:37.
 Score tied - 1 time.
 Lead changed - 0 times.

6

KANSAS 74, WRIGHT STATE 63

Nov. 29, 2019 | Boca Raton, Fla. | FAU Arena

Official Basketball Box Score - Game Totals - Final Statistics
Kansas vs Wright State
 11/29/19 Noon at Boca Raton, Fla.

#	Player	Records: 74-6-0 (0-0 B12)					Shooting By Period																											
		FG	3P	FT	Rebounds	Fouls	1st	2nd	3rd	4th	Total	PF	TP	A	TO	Blk	Stl	Min																
		Min	M-A	M-A	M-A	OR	DR	TTOT	PF	FP	FD	FP	FD	FT	FTA	FT%	FT%	FT%	FT%	FT%	FT%	FT%	FT%	FT%	FT%	FT%	FT%	FT%	FT%	FT%	FT%	FT%	FT%	FT%
04	De Carvalho, Mariane	f	3-9	1-5	1-2	1	1	2	3	8	0	1	0	0	18	1st	50.0%	3PT%	0	0.0%	FT%	1	2	3	8	0	1	0	0	0	0	0	0	0

1st - FG %: 3-9 33.3% 3PT %: 0-4 0.0% FT %: 4-4 100.0% 2nd - FG %: 1-4 25.0% 3PT %: 2-8 25.0% FT %: 1-2 50.0% 3rd - FG %: 6-16 37.5% 3PT %: 2-8 25.0% FT %: 2-4 50.0% 4th - FG %: 6-7 85.7% 3PT %: 2-4 50.0% FT %: 2-4 50.0% Game: 24-57 42.1% Deorbit Rebounds: 5

#	Player	Records: 63-2-2 (0-0 HL)					Shooting By Period																												
		FG	3P	FT	Rebounds	Fouls	1st	2nd	3rd	4th	Total	PF	TP	A	TO	Blk	Stl	Min																	
		Min	M-A	M-A	M-A	OR	DR	TTOT	PF	FP	FD	FP	FD	FT	FTA	FT%	FT%	FT%	FT%	FT%	FT%	FT%	FT%	FT%	FT%	FT%	FT%	FT%	FT%	FT%	FT%	FT%	FT%	FT%	
01	Stover, Alexis	f	2-4	0-4	0-0	1	3	4	2	6	4	2	0	0	29	1st	50.0%	3PT%	0	0.0%	FT%	0	0	0	0	0	0	0	0	0	0	0	0	0	0

1st - FG %: 1-7 14.3% 3PT %: 0-4 0.0% FT %: 2-2 100.0% 2nd - FG %: 6-13 46.2% 3PT %: 4-8 50.0% FT %: 2-2 100.0% 3rd - FG %: 1-2 50.0% 3PT %: 1-4 25.0% FT %: 2-2 100.0% Game: 25-66 37.9% Deorbit Rebounds: 3

Officials: Mark Zantz, Angel Stanton, Jelsse Oliver
 Technical fouls: Kansas-Thomas, Aniya, Wright State-Baker, Angel.
 Attendance:

Score by periods					Total
1st	2nd	3rd	4th	Total	
Kansas	12	16	20	26	74
Wright State	18	14	16	15	63

Points	In	Off	2nd	Fast	Bench
	Paint	T/O	Chance	Break	
KU	36	25	22	12	22
WSUW	24	13	9	9	12





Low P: KU 40-60:20, WSUW 40-60:46.
 Largest lead - KU by 33 40:01:14, WSUW by 10 2nd:01:49.
 KU led for 12:21, WSUW led for 24:45, Game was tied for 02:54.
 Score tied - 4 times.
 Lead changed - 6 times.

8

KANSAS VS FLORIDA

Dec. 8, 2019 | Lawrence, Kan. | Allen Fieldhouse

BROADCAST SHEET (previous starters in blue)

	1	<p>TINA STEPHENS Jr. • F • 6-2 • Palmetto, Fla./Palmetto HS</p> <table border="1"> <thead> <tr> <th>GP/GS</th> <th>PPG</th> <th>RPG</th> <th>APG</th> <th>SPG</th> <th>BPG</th> <th>FG%</th> <th>FT%</th> </tr> </thead> <tbody> <tr> <td>7/0</td> <td>10.1</td> <td>9.0</td> <td>1.3</td> <td>1.8</td> <td>0.2</td> <td>.547</td> <td>.394</td> </tr> </tbody> </table> <p>Career Highs Pts: 19 Reb: 15 Ast: 3 Stl: 4 Blk: 1</p>	GP/GS	PPG	RPG	APG	SPG	BPG	FG%	FT%	7/0	10.1	9.0	1.3	1.8	0.2	.547	.394	<ul style="list-style-type: none"> Three double-doubles with the latest at FAU (11/20/19). At the same time topped career best with 19 points and 15 Rebound. Currently 4th career all-time in rebound average with 9.0 RPG. 7th career all-time in field goal percentage with .547. 2018-19 Junior Played two seasons at Florida Southwestern College ... Ranked No. 24 overall and eighth for her position in the 2019 signing class by Dan Olson Collegiate Girls Report ... Earned First-Team All-America honors in 2019 ... Two-time Sunflower Conference Player of the Year ... Named First Team All-Region 8 twice ... Averaged 20.1 points and 7.2 rebounds per game as a sophomore ... Set the single-season record for scoring with 527 points.
GP/GS	PPG	RPG	APG	SPG	BPG	FG%	FT%												
7/0	10.1	9.0	1.3	1.8	0.2	.547	.394												
	3	<p>TAMIA DAVIS Fr. • G • 5-7 • Raleigh, N.C./SE Raleigh HS</p> <table border="1"> <thead> <tr> <th>GP/GS</th> <th>PPG</th> <th>RPG</th> <th>APG</th> <th>SPG</th> <th>BPG</th> <th>FG%</th> <th>FT%</th> </tr> </thead> <tbody> <tr> <td>4/0</td> <td>2.0</td> <td>1.0</td> <td>0.2</td> <td>0.5</td> <td>0.0</td> <td>.250</td> <td>1.000</td> </tr> </tbody> </table> <p>Career Highs Pts: 5 Reb: 3 Ast: 1 Stl: 1 Blk: -</p>	GP/GS	PPG	RPG	APG	SPG	BPG	FG%	FT%	4/0	2.0	1.0	0.2	0.5	0.0	.250	1.000	<ul style="list-style-type: none"> Appeared on four games averaging 5 minutes Scored first collegiate points against UIC and finished with a total of five points. HS: Prepped at Raleigh Southeast High School, earning letters in basketball ... Ranked No. 44 overall in the 2019 signing class by ASGR Girls Basketball Report ... Earned first-team all-conference honors three times ... Helped SERHS to Class 4A Championship, finishing runner up with a 30-1 record. Personal: Daughter of Shannon Franks and Edward Davis ... Has two siblings: Edward Jr. and Kyera...Major is undecided
GP/GS	PPG	RPG	APG	SPG	BPG	FG%	FT%												
4/0	2.0	1.0	0.2	0.5	0.0	.250	1.000												
	4	<p>MARIANE DE CARVALHO Sr. • F • 6-2 • Araraquara, Brazil/Highland CC</p> <table border="1"> <thead> <tr> <th>GP/GS</th> <th>PPG</th> <th>RPG</th> <th>APG</th> <th>SPG</th> <th>BPG</th> <th>FG%</th> <th>FT%</th> </tr> </thead> <tbody> <tr> <td>7/7</td> <td>11.6</td> <td>5.4</td> <td>1.2</td> <td>1.5</td> <td>0.4</td> <td>.378</td> <td>.524</td> </tr> </tbody> </table> <p>Career Highs Pts: 19 Reb: 10 Ast: 3 Stl: 3 Blk: 2</p>	GP/GS	PPG	RPG	APG	SPG	BPG	FG%	FT%	7/7	11.6	5.4	1.2	1.5	0.4	.378	.524	<ul style="list-style-type: none"> Recorded four double figure games so far in the season De Carvalho put up 19 points, a career-best against Texas State. De Carvalho recorded her first double-double in her Kansas career with 15 points and 10 rebounds against UMass Lowell. De Carvalho put up nine points and five rebounds and was one of just two Jayhawks to drain a 3-pointer against Omaha. Topping her previous career-high of 12 points, De Carvalho tallied 15 points along with five rebounds against Indiana State.
GP/GS	PPG	RPG	APG	SPG	BPG	FG%	FT%												
7/7	11.6	5.4	1.2	1.5	0.4	.378	.524												
	5	<p>ANIYA THOMAS So. • G • 5-7 • Duncanville, Texas/Duncanville HS</p> <table border="1"> <thead> <tr> <th>GP/GS</th> <th>PPG</th> <th>RPG</th> <th>APG</th> <th>SPG</th> <th>BPG</th> <th>FG%</th> <th>FT%</th> </tr> </thead> <tbody> <tr> <td>7/7</td> <td>13.0</td> <td>3.9</td> <td>2.1</td> <td>2.0</td> <td>0.1</td> <td>.451</td> <td>.682</td> </tr> </tbody> </table> <p>Career Highs Pts: 19 Reb: 7 Ast: 5 Stl: 4 Blk: 1</p>	GP/GS	PPG	RPG	APG	SPG	BPG	FG%	FT%	7/7	13.0	3.9	2.1	2.0	0.1	.451	.682	<ul style="list-style-type: none"> Leading KU in points per game with 13.0. Notched career-best 19 points at FAU (11.30.19) and 4 steals, 7 rebounds. Four double figure scoring games Thomas 15 points on 66.7 percent (6-9) shooting from the field and 50 percent (3-6) shooting from beyond the arc against UML. In her outing against UIC, Thomas tied her career-high in points with 17 points and recorded a career-high six rebounds and four assists.
GP/GS	PPG	RPG	APG	SPG	BPG	FG%	FT%												
7/7	13.0	3.9	2.1	2.0	0.1	.451	.682												
	10	<p>EMMA MERRIWEATHER R-So. • C • 6-5 • Buena Park, Calif./Lakeside HS</p> <table border="1"> <thead> <tr> <th>GP/GS</th> <th>PPG</th> <th>RPG</th> <th>APG</th> <th>SPG</th> <th>BPG</th> <th>FG%</th> <th>FT%</th> </tr> </thead> <tbody> <tr> <td>-</td> <td>-</td> <td>-</td> <td>-</td> <td>-</td> <td>-</td> <td>-</td> <td>-</td> </tr> </tbody> </table> <p>Career Highs Pts: 23 Reb: 17 Ast: 2 Stl: 2 Blk: 5</p>	GP/GS	PPG	RPG	APG	SPG	BPG	FG%	FT%	-	-	-	-	-	-	-	-	<ul style="list-style-type: none"> Ineligible due to transfer rule
GP/GS	PPG	RPG	APG	SPG	BPG	FG%	FT%												
-	-	-	-	-	-	-	-												
	11	<p>NICCOLLY RAMALHO Sr. • G • 5-5 • Sao Paulo, Brazil/Highland CC</p> <table border="1"> <thead> <tr> <th>GP/GS</th> <th>PPG</th> <th>RPG</th> <th>APG</th> <th>SPG</th> <th>BPG</th> <th>FG%</th> <th>FT%</th> </tr> </thead> <tbody> <tr> <td>7/0</td> <td>2.3</td> <td>1.4</td> <td>0.8</td> <td>0.5</td> <td>-</td> <td>.538</td> <td>.250</td> </tr> </tbody> </table> <p>Career Highs Pts: 7 Reb: 4 Ast: 5 Stl: 1 Blk: -</p>	GP/GS	PPG	RPG	APG	SPG	BPG	FG%	FT%	7/0	2.3	1.4	0.8	0.5	-	.538	.250	<ul style="list-style-type: none"> Ramalho set a new career-high in scoring with seven points on 75 percent (3-of-4) shooting from the field against UMass Lowell. Set a career high in rebounds with four against UIC. 2018-19 Junior: Appeared in 17 games ... Averaging 0.4 points and 0.5 rebounds ... Scored her first points as a Jayhawk against Vermont (12/30) ... Averaging 6.4 minutes per game ... Recorded a career-best two rebounds against Vermont (12/30) ... Played a career-high 15 minutes against Vermont (12/30) ... Dished out a career-high five assists against Oklahoma (12/30)
GP/GS	PPG	RPG	APG	SPG	BPG	FG%	FT%												
7/0	2.3	1.4	0.8	0.5	-	.538	.250												
	13	<p>HOLLY KERSGIETER Fr. • G • 5-11 • Sand Spring, Okla./Charles Page HS</p> <table border="1"> <thead> <tr> <th>GP/GS</th> <th>PPG</th> <th>RPG</th> <th>APG</th> <th>SPG</th> <th>BPG</th> <th>FG%</th> <th>FT%</th> </tr> </thead> <tbody> <tr> <td>7/0</td> <td>12.4</td> <td>5.9</td> <td>2.0</td> <td>1.1</td> <td>0.4</td> <td>.500</td> <td>.625</td> </tr> </tbody> </table> <p>Career Highs Pts: 24 Reb: 10 Ast: 3 Stl: 2 Blk: 1</p>	GP/GS	PPG	RPG	APG	SPG	BPG	FG%	FT%	7/0	12.4	5.9	2.0	1.1	0.4	.500	.625	<ul style="list-style-type: none"> Second leading scorer for Kansas with 12.4. One of five in averaging in double figures. Notch four double-figure scoring games Kersgieter earned Big 12 Co-Player of the Week and Big 12 Freshman of the Week honors after the first two games of the season, averaging 16 points, 8.6 rebounds and shot 55 percent (11-of-20) from the field. In her debut as a Jayhawk, Kersgieter posted a double-double, scoring 24 points and grabbed 10 rebounds.
GP/GS	PPG	RPG	APG	SPG	BPG	FG%	FT%												
7/0	12.4	5.9	2.0	1.1	0.4	.500	.625												
	15	<p>ZAKIYAH FRANKLIN Fr. • G • 5-7 • Lakeland, Fla./Winter Haven HS</p> <table border="1"> <thead> <tr> <th>GP/GS</th> <th>PPG</th> <th>RPG</th> <th>APG</th> <th>SPG</th> <th>BPG</th> <th>FG%</th> <th>FT%</th> </tr> </thead> <tbody> <tr> <td>7/7</td> <td>11.4</td> <td>2.3</td> <td>3.86</td> <td>1.4</td> <td>-</td> <td>.358</td> <td>.806</td> </tr> </tbody> </table> <p>Career Highs Pts: 19 Reb: 5 Ast: 6 Stl: 3 Blk: -</p>	GP/GS	PPG	RPG	APG	SPG	BPG	FG%	FT%	7/7	11.4	2.3	3.86	1.4	-	.358	.806	<ul style="list-style-type: none"> Currently 4th career all-time in assist average with 3.9 apg and 10th career all-time in free throw percentage with .806 Record career-best 19 points against Wright State on over 40 percent shooting from the FG and 3FG. Dished out 6, a season and career-high, assist against UMass Lowell 13 points against Omaha, Franklin has scored in double figures in her first three collegiate games. Franklin finished with 14 total points, including four three-pointers made against UIC. Zakiyah Franklin finished with 16 points in her Kansas debut. Franklin shot 72 percent (8-of-11) from the charity stripe.
GP/GS	PPG	RPG	APG	SPG	BPG	FG%	FT%												
7/7	11.4	2.3	3.86	1.4	-	.358	.806												
	21	<p>BROOKLYN MITCHELL So. • G • 5-6 • New Orleans, La./Ursuline Academy</p> <table border="1"> <thead> <tr> <th>GP/GS</th> <th>PPG</th> <th>RPG</th> <th>APG</th> <th>SPG</th> <th>BPG</th> <th>FG%</th> <th>FT%</th> </tr> </thead> <tbody> <tr> <td>7/7</td> <td>9.9</td> <td>3.7</td> <td>2.8</td> <td>0.8</td> <td>0.1</td> <td>.400</td> <td>.882</td> </tr> </tbody> </table> <p>Career Highs Pts: 23 Reb: 6 Ast: 6 Stl: 2 Blk: 1</p>	GP/GS	PPG	RPG	APG	SPG	BPG	FG%	FT%	7/7	9.9	3.7	2.8	0.8	0.1	.400	.882	<ul style="list-style-type: none"> Mitchell posted a career-high 23 points at FAU (11.30.29). Currently holds a 3rd place spot in single -season free throw percentage with .882 (2019-20). Named FAU Thanksgiving tournamnet MVP 2018-19 Freshman Appeared in 29 games this season, averaging 8.8 minutes per game ... Netted 92 points, averaging 3.2 per game ... Grabbed 31 rebounds, including a career-best six against Kansas State (2/6) ... Tallied nine steals and 14 assists ... Recorded a 37 percent shooting percentage from the field ... Shot 63.0 percent from the free throw line ... Tallied a career-high 13 points against Oral Roberts (11/15) ... Made a team-high five free throws against Oral Roberts (11/15).
GP/GS	PPG	RPG	APG	SPG	BPG	FG%	FT%												
7/7	9.9	3.7	2.8	0.8	0.1	.400	.882												
	25	<p>CHANDLER PRATER Fr. • G • 5-11 • Kansas City, Mo./North Kansas City HS</p> <table border="1"> <thead> <tr> <th>GP/GS</th> <th>PPG</th> <th>RPG</th> <th>APG</th> <th>SPG</th> <th>BPG</th> <th>FG%</th> <th>FT%</th> </tr> </thead> <tbody> <tr> <td>-</td> <td>-</td> <td>-</td> <td>-</td> <td>-</td> <td>-</td> <td>-</td> <td>-</td> </tr> </tbody> </table> <p>Career Highs Pts: - Reb: - Ast: - Stl: - Blk: -</p>	GP/GS	PPG	RPG	APG	SPG	BPG	FG%	FT%	-	-	-	-	-	-	-	-	<ul style="list-style-type: none"> Has not competed due to injury.
GP/GS	PPG	RPG	APG	SPG	BPG	FG%	FT%												
-	-	-	-	-	-	-	-												
	31	<p>BRITTANY FRANKLIN So. • C • 6-5 • Plymouth, N.C./Plymouth HS</p> <table border="1"> <thead> <tr> <th>GP/GS</th> <th>PPG</th> <th>RPG</th> <th>APG</th> <th>SPG</th> <th>BPG</th> <th>FG%</th> <th>FT%</th> </tr> </thead> <tbody> <tr> <td>-</td> <td>-</td> <td>-</td> <td>-</td> <td>-</td> <td>-</td> <td>-</td> <td>-</td> </tr> </tbody> </table> <p>Career Highs Pts: 9 Reb: 7 Ast: 1 Stl: 1 Blk: 2</p>	GP/GS	PPG	RPG	APG	SPG	BPG	FG%	FT%	-	-	-	-	-	-	-	-	<ul style="list-style-type: none"> Has not competed due to injury.
GP/GS	PPG	RPG	APG	SPG	BPG	FG%	FT%												
-	-	-	-	-	-	-	-												
	35	<p>BAILEY HELGREN Jr. • C • 6-5 • Edina, Minn./Edina HS</p> <table border="1"> <thead> <tr> <th>GP/GS</th> <th>PPG</th> <th>RPG</th> <th>APG</th> <th>SPG</th> <th>BPG</th> <th>FG%</th> <th>FT%</th> </tr> </thead> <tbody> <tr> <td>7/7</td> <td>6.3</td> <td>6.6</td> <td>1.4</td> <td>0.2</td> <td>0.8</td> <td>.690</td> <td>.333</td> </tr> </tbody> </table> <p>Career Highs Pts: 10 Reb: 11 Ast: 4 Stl: 2 Blk: 5</p>	GP/GS	PPG	RPG	APG	SPG	BPG	FG%	FT%	7/7	6.3	6.6	1.4	0.2	0.8	.690	.333	<ul style="list-style-type: none"> Helgren led the team with 10 rebounds, just one short her career high of 11 against Omaha. Helgren finished with 8 points and was the second leading in rebounds with six against Indiana State. 2018-19 Sophomore: Earned Academic All-Big 12 First Team honors ... Appeared in all 31 games, starting 29 as a sophomore ... Averaged 23.2 minutes per game ... Netted 87 points, averaging 2.8 per game ... Registered a career-high 10 points against Oral Roberts (11/15) ... Tallied a team-best 25 blocks ... Swatted away a career-high five blocks against UMKC (11/7) ... KU's leading rebounder with 180 rebounds, averaging 5.8 per game ... Grabbed a career-high 11 rebounds at Texas Tech (1/9) ... Has recorded nine or more rebounds on six occasions ... Surpassed the total number of rebounds from her rookie campaign (74) just 12 games into the 2018-19 season.
GP/GS	PPG	RPG	APG	SPG	BPG	FG%	FT%												
7/7	6.3	6.6	1.4	0.2	0.8	.690	.333												
	45	<p>CHISOM AJEKWU Fr. • C • 6-3 • Lawrence, Kan./Lawrence HS</p> <table border="1"> <thead> <tr> <th>GP/GS</th> <th>PPG</th> <th>RPG</th> <th>APG</th> <th>SPG</th> <th>BPG</th> <th>FG%</th> <th>FT%</th> </tr> </thead> <tbody> <tr> <td>4/0</td> <td>0.5</td> <td>0.5</td> <td>0.0</td> <td>0.0</td> <td>0.0</td> <td>.500</td> <td>.000</td> </tr> </tbody> </table> <p>Career Highs Pts: 2 Reb: 1 Ast: - Stl: - Blk: -</p>	GP/GS	PPG	RPG	APG	SPG	BPG	FG%	FT%	4/0	0.5	0.5	0.0	0.0	0.0	.500	.000	<ul style="list-style-type: none"> Ajekwu scored the first points of her collegiate career with 2 points against UMass Lowell.
GP/GS	PPG	RPG	APG	SPG	BPG	FG%	FT%												
4/0	0.5	0.5	0.0	0.0	0.0	.500	.000												

NOTES

NOTES

A series of horizontal dotted lines for taking notes.