

SPRINGER  
REFERENCE



# Westcott's Plant Disease Handbook

R. Kenneth Horst

*7th Edition*



Springer

# Westcott's Plant Disease Handbook

# Westcott's Plant Disease Handbook

Seventh Edition

Revised by R. Kenneth Horst

With 90 figures and 2 tables

 Springer

Professor R. Kenneth Horst  
Department of Plant Pathology  
Plant Science 319  
Cornell University  
Ithaca, NY 14853  
USA

Library of Congress Control Number: 2008922117

ISBN: 978-1-4020-4585-1 Springer Dordrecht, Berlin, Heidelberg, New York

This publication is available also as:

Print publication under 978-1-4020-4584-4 and

Print and electronic bundle under ISBN 978-1-4020-5193-7

This work is subject to copyright. All rights are reserved, whether the whole or part of the material is concerned, specifically the rights of translation, reprinting, reuse of illustrations, recitation, broadcasting, reproduction on microfilms or in other ways, and storage in data banks. Duplication of this publication or parts thereof is only permitted under the provisions of the German Copyright Law of September 9, 1965, in its current version, and permission for use must always be obtained from Springer-Verlag. Violations are liable for prosecution under the German Copyright Law.

© Springer-Verlag Berlin Heidelberg New York 2008

The use of registered names, trademarks, etc. in this publication does not imply, even in the absence of a specific statement, that such names are exempt from the relevant protective laws and regulations and therefore free for general use.

Springer is part of Springer Science+Business Media

[springer.com](http://springer.com)

Editor: Zuzana Bernhart, Dordrecht / Sandra Fabiani, Heidelberg

Development Editor: Sylvia Blago, Heidelberg/Lydia Müller, Heidelberg

Typesetting and Production: le-tex publishing services oHG, Leipzig

Cover Design: deblik, Berlin

Printed on acid-free paper

SPIN: 11614579 2109 – 5 4 3 2 1 0

This 7th Edition of the Plant Disease handbook is dedicated to the mentoring experiences I have had the pleasure of experiencing starting with Pleasant View Grade School, North Lawrence, OH, to Massillon Washington High School, Massillon, OH, to Ohio University, Athens, OH, to The Ohio State University, Columbus, OH, to Yoder Bros., Inc., Barberton, OH, to Cornell University, Ithaca, NY (Professor, Department of Plant Pathology). Although I felt in those early years that I was doing all the learning, I soon found that mentoring was a two-way phenomenon. Not only was I mentoring my students at Cornell University, but I found I was learning from them as well.

I was stimulated to reflect on this by my two youngest grandchildren, Madeline Turner and Trevor Horst to whom I dedicate this 7th Edition as well as the students who taught me while I was teaching them. Madeline initiated this process when I asked her what she was learning in kindergarten. When she listed all that she was learning, I indicated she was really getting smart and that maybe Grampy should go to kindergarten so that he could get smart. She said “No Grampy you can’t” and I asked her “why not” and she said “Because you’re no kid anymore”. What a great answer and also very profound since she was really telling me I needed to continue moving beyond being a kid in my learning process.

Students (Masters, Doctoral and Post-Doctoral Students) I have mentored and from whom I have also learned much.

Jamil Abu-Sadah	Cristi Lynn Palmer
Richard Biamonte	Hugh Allen Poole
Lester Burgess	Leah LeEarle Porter
Eugene Oscar Erickson	Ramona Ann Reiser
Donna Gardiner-Matteoni	Charles Peter Romaine
Mary Handley	Nancy Jane Schenk
Jeffrey R. Houge	Margosheta Schollenberger
Hussein Ali Ahmed Hussein	Gail Lynn Schumann
Catherine M. Klein	Ann Finer Silverglate
Selin Kryzcynski	Robert W. Stack
Randolph Edward McCoy	Marek Szyndel
Robert J. McGovern	Arnold T. Tschanz
Elzbieta Paduch-Cichal	Sek-Man Wong

---

# Preface to the Seventh Edition

It was a compliment to me to be asked to prepare the fourth edition of *Westcott's Plant Disease Handbook*, and the decision to accept the responsibility for the fourth edition, the fifth edition, the sixth edition, and now the seventh edition was not taken lightly. The task has been a formidable one. I have always had great respect professionally for Dr. Cynthia Westcott. That respect has grown considerably with the completion of the four editions. I now fully realize the tremendous amount of effort expended by Dr. Westcott in developing the *Handbook*. A book such as this is never finished, since one is never sure that everything has been included that should be. In the 6 years since the sixth edition there were more than 600 new reports of diseases on plants. I would quote and endorse the words of Dr. Westcott in her preface to the first edition: "It is easy enough to start a book on plant disease. It is impossible to finish it . . ." Dr. Cynthia Westcott passed away March 22, 1983.

This revision of the *Handbook* retains the same general format contained in the previous editions. The chemicals and pesticides regulations have been updated; major taxonomic changes have been made in the bacteria, fungi, nematodes and viruses; the changing picture in diseases caused by viruses and/or viruslike agents have been described. New host plants have been added, and many recently reported diseases as well as previously known diseases listed now on new hosts have been included in the *Handbook*. In addition photographs have been retained from the sixth edition as well as the color photograph section. For the photography work I am grateful for the help and expertise of Kent E. Loeffler. I also had access to the Cornell Plant Pathology Herbarium, which contains a wealth of photographic work

on plant diseases that has been supplied by numerous scientists over many years.

This book should be useful to gardeners, master gardeners, botanical gardens, landscape architects, florists, nurserymen, seed and fungicide dealers, pesticide applicators, arborists, cooperative extension agents and specialists, plant pathologists, diagnostic laboratories and consultants. The book should also be a useful reference book for plant pathology classrooms and in some cases used as a textbook.

February 2008

R. Kenneth Horst

---

# Acknowledgements

I am indebted to many people for advice and suggestions for the 7th edition. The reviewers acquired by Kluwer Academic Publisher to review the 5th Edition and to advise on significance of a 6th Edition provided many helpful suggestions which were used in the 7th Edition. Moreover, a few individuals who were particularly helpful in my tasks of updating and putting together the revision for the 7th Edition into an appropriate format were J. Esnard, K. Hodge, S. J. Ingalls, K. Loeffler, C. Palmer, K. Snover, R. E. Stall, B. Szyndel and M. S. Szyndel. Finally, I recognize and appreciate the professional and efficient job of typing the manuscript by Margaret Haus and her dedicated efforts in aiding me in proofreading, which was a major task with the increasing size of the book and the changing scientific names of the pathogenic organisms.



---

# Contents

How to Use This Book	1
Introduction	3
<b>1 Garden Chemicals and Their Application</b>	<b>11</b>
Fungicides	16
Bactericides	26
Nematicides	28
Virocides	29
Applying the Chemicals	30
Spraying vs Dusting	36
Mixing the Chemicals	37
All-Purpose Sprays and Dusts	39
Integrated Pest Management	40
<b>2 Classification of Plant Pathogens</b>	<b>43</b>
Fungi	46
Bacteria	64
Viruses, Viroids, Phytoplasmas	68
Nematodes	77

<b>3 Plant Diseases and Their Pathogens</b>	<b>81</b>
Anthracnose	83
Bacterial Diseases	98
Black Knot	134
Blackleg	137
Black Mildew	139
Blackspot	144
Blights	150
Blotch Diseases	218
Broomrapes	223
Cankers and Diebacks	224
Club Root	268
Damping-Off	270
Dodder	272
Downy Mildews	275
Fairy Rings	284
Fruit Spots	286
Galls	289
Leaf Blister and Leaf Curl Diseases	295
Leaf Scorch	298
Leaf Spots	302
Lichens	366
Mistletoe	367
Molds	372
Needle Casts	375
Nematodes	382
Nonparasitic Diseases	413
Powdery Mildews	439
Rots	455

Rusts	534
Scab	571
Scurf	579
Slime Molds	581
Smuts	582
Snowmold	592
Sooty Mold	594
Spot Anthracnose	596
Virus, Viroid, Phytoplasma – Pathogens and Diseases	602
White Rusts	679
Wilt Diseases	681
Witchweed	698
<b>4 Host Plants and Their Diseases</b>	<b>699</b>
Host Plants	702
Land-Grant Institutions and Agricultural Experiment Stations in the United States	1147
Glossary	1151
Selected Bibliography	1163
Index	1177

---

# How to Use This Book

This is a reference manual. You will certainly not read it through from cover to cover, but I hope you will read the first and last section of ► [Chap. 1](#) on garden chemicals. The chemicals themselves are listed in alphabetical order, by common names where possible, by trade names where these are used in lieu of approved common names. A few materials still in the experimental stage but very promising are included. A few uses are suggested, but many more, with correct dosages, will be found on the labels or in recent publications.

► [Chapter 2](#), on the classification of plant pathogens, can be taken or not as desired. It provides a mycological, bacteriological, nematological and virological background for students and a review for professional workers. The bibliography gives some of the taxonomic references consulted in preparing this very condensed treatment.

The rest of the book is in two main sections. ► [Chapter 3](#) describes specific diseases and gives remedies when known. The diseases are grouped according to their common names into forty types treated in alphabetical order.

► [Chapter 4](#) gives 1309 host plants in alphabetical order, from *Abelia* to *Zoysia*, according to common names except where the Latin name may mean less confusion. Under the hosts the disease are sorted out according to types, given in small capitals, and you can quickly thumb back to the corresponding section, Anthracnose, Blight, Wilt, etc., in ► [Chap. 3](#) by means of the running head at the top of each page.

The book works like a dictionary. In both the disease and host section the Latin name of the pathogen causing the disease is given in **boldface** type. The individual diseases in the host section are listed in alphabetical order according to the common name of the diseases.

You may be able to find the information you are seeking directly from the index, which includes common and Latin names of hosts plants, Latin names of pathogens and common names of the diseases described in ► [Chap. 3](#). More than 4000 diseases are included in that chapter and some additional pathogens are listed under Host Plants without a corresponding description of disease.

Website addresses of state universities and agricultural experiment stations, which are sources of help for every gardener, are given following ► [Chap. 4](#). The very best way to use this book is to take it in small doses as needed. Do not let the hundreds of diseases you will never meet worry you too much. And remember that most plants survive, despite their troubles!

---

# Introduction

The chief hazard any garden plant has to endure is its owner or gardener. Moreover, many plants will suffer undue hardship from the publication of this handbook. It is human nature to read symptoms of an ailment and immediately assume it is your own affliction. Jumping to conclusions is as dangerous to plants as to humans. A sore throat does not necessarily mean diphtheria. Only a trained physician can diagnose probable diphtheria, and for positive identification a laboratory culture is necessary.

A spotted or yellowed rose leaf does not necessarily mean rose blackspot. Mite injury, spray injury, or reaction to weather conditions may also cause spotted or yellow rose leaves; yet gardeners blithely continue increasing the spray dosage, confident that more and stronger chemicals will control the “disease” and seldom notice they are nearly killing the patient in the process. A browning azalea flower does not necessarily mean the dreaded petal blight. Some years ago a Westcott article on possible azalea troubles appeared in print about the time azalea blooms in a Northern region were turning brown from a combination of unusual weather conditions. Some gardeners immediately assumed the worst, thought that the southern blight had arrived in the North, and started spraying. The poor plants, suffering from drought and a heat wave, suffered additional injury from the additional stress of sprays. All chemicals used as sprays or dusts are injurious to plants under some conditions, the injury varying with the chemical and the dosage, with the species and even the variety of plant, with temperature, soil moisture, and many other factors. Plants suffering from drought are commonly injured by sprays.

So please, don't jump to conclusions. Don't do anything in a hurry because the plants are getting sick fast and there is no time for a proper diagnosis.

Don't rush to the seed store to buy some chemical you vaguely remember reading about. Relax! You have all the time in the world for proper identification, since, by the time the disease is serious enough for you to notice, it is probably too late for protective spraying this season anyway.

Browning of an azalea flower means nothing as a diagnostic symptom. It could just as well come from frost, heat, or old age as from a pathogen. If the flowers are limp and collapsed with a *slimy* feel, these are good symptoms, but signs of the fungus are needed as well. Thin, slightly curved black bodies (sclerotia) formed at the base of petals are distinctive, but even more conclusive are spores taken from the inside of the petals and examined under a microscope. If these are 1-celled, with a little boxlike appendage, then you may reasonably conclude that you have the true azalea petal blight.

This is a book of garden diseases, but it is not expected that anyone, amateur or professional, can read a brief description, look at an unfamiliar disease in the garden, and make a very reliable diagnosis. I certainly cannot, and after compiling this tome I am less likely to try than ever before. I have written "water-soaked" or "reddish brown" too many hundreds of times for different diseases to make such symptoms seem very distinctive.

However, if you are a gardener, you can narrow the field down considerably by consulting ► [Chap. 4](#), where host plants are listed in alphabetical order, and under each the type of disease – Blight, Canker, Leaf Spot, etc. – and then the organisms causing these diseases by their scientific names and the states where they have been reported. Eliminating the types of disease that are obviously different from yours and eliminating diseases that are reported only on the West Coast when you live in New York, you may find only two or three possibilities to look up in ► [Chap. 3](#), which lists, under the different disease groups, the pathogens in alphabetical order, followed by a discussion of each disease. In situations where pathogen names have been changed due to critical investigations of spore formation and development, the original name is listed in alphabetical order followed by "see new name". Under the new name in parenthesis "formerly old name" is indicated.

Don't let all the scientific names worry you. It is the only way to make this a quick and easy reference, for there are very few common names of plant diseases that can be used without confusion. It works just like the telephone book. While thumbing your way down to Smith, John, you do not worry about spelling Smiecinski, C., which you pass on the way.

If you are a quasi-professional, with little or no formal mycology but trying to keep abreast of a flood of miscellaneous specimens, there is a brief review

for you of the salient microscopic characteristics of each genus, together with its classification. This is in small type and may be readily passed over by those interested solely in macroscopic characteristics.

### What is Plant Disease?

There are many definitions of plant disease, the simplest being any deviation from the normal. The concept of the late professor H. H. Whetzel, a great teacher of plant pathology who influenced many students including Dr. Cynthia Westcott, is valid and appropriate even today. "Disease in plants is an injurious physiological process, caused by the *continued* irritation of a primary causal factor, exhibited through abnormal cellular activity and expressed in characteristic pathological conditions called symptoms." The causal factor may be a living organism or an environmental condition. Injury differs from disease in being due to the *transient* irritation of a causal factor, as the wound of an insect, sudden freezing or burning, application of a poison.

Plant diseases may be *necrotic*, with dying or death of cells, tissues, or organs; *hypoplastic*, resulting in dwarfing or stunting; or *hyperplastic*, with an overgrowth of plant tissue, as in crown gall or club root.

### Plant Diseases are not New

All species of plants, wild and cultivated, are subject to disease. Fossil remains suggest that plant diseases were present on earth before man himself. Certainly man has been punished by them ever since the garden of Eden. "I smote you with blasting and with mildew and hail in all the labors of your hands yet ye turned not to me, saith the Lord" (Haggai 2:17).

Man's attempts at controlling plant disease go back at least to 700 B. C. when the Romans instituted the Robigalia to propitiate the rust gods with prayer and sacrifice. About 470 B. C. Pliny reported that amurca of olives should be sprinkled on plants to prevent attacks of blight, this being our earliest known reference to a fungicide, although Homer, 1000 B. C., wrote of "pest-averting sulfur."

In 1660 at Rouen, France, a law was passed calling for eradication of the barberry as a means of fighting wheat rust, two centuries before anyone knew the true nature of rust or how barberry affected wheat.

In the latter part of the eighteenth century the Englishman Forsyth discoursed on tree surgery and treatment of wounds and cankers. His seemingly fantastic



recommendation of a paste of cow dung to promote healing of tree wounds has modern corroboration in research showing that urea speeds up healing of such wounds.

Much of our progress in dealing with plant disease has followed spectacular catastrophes. Modern plant pathology had its start with the blight that swept the potato fields of Europe in 1844 and 1845, resulting in the Irish famine. This lesson in the importance of plant disease to the economic welfare of mankind marked the beginning of public support for investigations into the cause of disease. Two men, both German, laid the firm foundations of our present knowledge. Mycologist Anton de Bary, 1867 to 1888, first proved beyond doubt that fungi associated with plant diseases were pathogenic, while Julius Kuhn, farmer with a doctor's degree in science, first showed the relation between science and practice in the problems of plant disease control. His textbook on *Diseases of Cultivated Plants*, published in 1858, is still useful.

The accidental discovery of bordeaux mixture in France in 1882 marks the beginning of protective spraying for disease control, but the use of drugs goes back to 1824, when sulfur was recommended as an eradicant for powdery mildew. The development of synthetic organic fungicides was sparked by World War II, partly as a result of a search for chemicals to mildew-proof fabrics used by the armed forces. Antibiotics for plant disease control followed their use in medical practice, with a great deal of research in this field since 1949.

Since the establishment of the Environmental Protection Agency in 1972 there has been increased concern on the use of toxic chemicals for controlling plant disease. Moreover, this concern has generated renewed interest in integrated pest management (IPM) and biological control strategies in the 1980's. IPM utilizes all available pertinent information regarding the crop or plant, its pathogens, the environmental conditions expected to prevail, locality, availability of materials, and costs in developing the control program. Biological control is the total or partial destruction of pathogen populations by other organisms. This phenomenon occurs routinely in nature. There are several diseases in which the pathogen cannot develop because the soil, called suppressive soils, contain microorganisms antagonistic to the pathogen, or because the plant that is attacked has been naturally inoculated before or after the pathogen attack, with antagonistic microorganisms. Even higher plants may reduce the amount of pathogen inoculum by trapping available pathogens (trap plants) or by releasing substances toxic to the pathogen into

the soil. Although biological antagonisms are subject to numerous ecological limitations it can be expected to become an important part of control measures employed against many more diseases in future years.

### **Plant Pathology in the United States**

Organized plant pathology in the United States started in 1885 with a section of Mycology in the U.S. Department of Agriculture. In 1904 the start of the great epiphytotic of chestnut blight, which was to wipe out our native trees, stimulated more public interest and support for plant pathology. In 1907 the first university Department of Plant Pathology was established at Cornell University.

The United States Quarantine Act of 1912 officially recognized the possibility of introducing pests and diseases on imported plants, after low-priced nursery seedlings from Europe had brought in the white pine blister rust. This was our first attempt at control by exclusion.

In 1917, during World War I, the Plant Disease Survey was organized as an office of the Bureau of Plant Industry “to collect information on plant diseases in the United States, covering such topics as prevalence, geographical distribution, severity, etc, and to make this information immediately available to all persons interested, especially those concerned with disease control.” During World War II the Plant Disease Survey was in charge of the emergency project “to protect the country’s food, feed, fiber and oil supplies by ensuring immediate detection of enemy attempts at crop destruction through the use of plant diseases and providing production specialists and extension workers with prompt and accurate information regarding outbreaks of plant diseases whether introduced inadvertently or by design while still in incipient stages.” As a by-product of these wartime surveys we accumulated a good deal of evidence on the prevalence of new and established diseases across the country, in home gardens as well as on farms.

In 1946, a century after *Phytophthora infestans* had made history with the potato blight, a strain of the same fungus started an unprecedented epiphytotic of tomato blight. This disaster led to the forecasting service warning dealers and growers when certain diseases are imminent.

The Plant Disease Survey has now become the Epidemiology Investigations Section of the Agricultural Research Service of the U.S. Department of Agriculture. The Agricultural Research Service became a part of the Science and Education Administration in 1978. It issues a monthly bulletin, *The*

*Plant Disease Reporter*, based on reports from qualified volunteer collaborators all over the country. The American Phytopathological Society assumed the responsibility for publishing this journal in 1980 and the journal was renamed *Plant Disease*. Much of the material in this handbook is taken from these reports.

## Principles of Control

Control of a plant disease means reduction in the amount of damage caused. Our present annual toll from disease is nearly four billion dollars. Perfect control is rare, but profitable control, when the increased yield more than covers the cost of chemicals and labor, is quite possible. Commercial growers now average a return of four dollars for each dollar so invested. Keeping home plantings ornamental yields a large return in satisfaction and increased property value.

The five fundamental principles of control are exclusion, eradication, protection, resistance, and therapy.

1. *Exclusion* means preventing the entrance and establishment of pathogens in uninfested gardens, states, or countries. For home gardeners it means using certified seed or plants, sorting bulbs before planting, discarding any that are doubtful, possibly treating seeds or tubers or corms before they are planted, and, most especially, refusing obviously diseased specimens from nurseryman or dealer. For states and countries, exclusion means quarantines, prohibition by law. Sometimes restricted entry of nursery stock is allowed, the plants to be grown in isolation and inspected for one or two years before distribution is permitted.
2. *Eradication* means the elimination of a pathogen once it has become established on a plant or in a garden. It can be accomplished by *removal* of diseased specimens, or parts, as in roguing to control virus diseases or cutting off cankered tree limbs; by *cultivating* to keep down weed hosts and deep ploughing or spading to bury diseased plant debris; by *rotation* of susceptible with nonsusceptible crops to starve out the pathogen; and by *disinfection*, usually by chemicals, sometimes by heat treatment. Spraying or dusting foliage with sulfur after mildew mycelium is present is eradication, and so is treating the soil with chloropicrin to kill nematodes and fungi.
3. *Protection* is the interposition of some protective barrier between the susceptible part of the suscept or host and the pathogen. In most instances

this is a protective spray or dust applied to the plant in advance of the arrival of the fungus spore; sometimes it means killing insects or other inoculating agents; sometimes it means the erection of a windbreak or other mechanical barrier.

► [Chapter 1](#) gives an alphabetical list of chemicals used in present-day protective spraying and dusting, along with eradicant chemicals, and includes notes on compatibility and possibilities of injury. It is here that home gardeners, sometimes commercial growers, can do their plants irreparable harm instead of the good they intend. Spraying is never to be undertaken lightly or thoughtlessly. Stop and think! Read all of the fine print on the label; be sure of your dosage and the safety of that particular chemical on the plant you want to protect, to say nothing of precautions necessary for your own safety.

4. *Resistance* is control by the development of resistant varieties. Resistant varieties are as old as time. Nature has always eliminated the unfit, but since about 1890 man has been speeding up the process by deliberately breeding, selecting, and propagating plants resistant to the more important diseases. Resistant ornamental plants have lagged behind food plants, but we do have wilt-resistant asters, rust-resistant snapdragons, wilt-resistant mimosas. Here is the ideal way for home gardeners to control their plant diseases – in the winter when the seed order and the nursery list is made out – so easy, and so safe!
5. *Therapy* is control by inoculating or treating the plant with something that will inactivate the pathogen. Chemotherapy is the use of chemicals to inactivate the pathogen, whereas heat is sometimes used to inactivate or inhibit virus development in infected plant tissues so that newly developing tissue may be obtained which is free of the pathogen. The use of this procedure is discussed in ► [Chap. 2](#).

---

# Chapter 1

## Garden Chemicals and Their Application

A **fungicide** is a substance that destroys or inhibits the growth of fungi. It may be an **eradicant**, applied to a plant, plant part, or the environment as a curative treatment to destroy fungi established within a given area or plant; or preferably it may be a **protectant**, applied to protect a plant or plant part from infection by killing, or inhibiting the development of, fungal spores of mycelium that may arrive at the infection court. A **bactericide** is a substance that destroys or inhibits bacteria and nematicide for nematodes. Among the more recent bactericides are antibiotics, products of other living organisms. They also have value against certain fungi. There are few **virocides**, which are toxic or poisonous to viruses.

A **pesticide** is any chemical that is used to kill pests, especially insects and rodents.

An **insecticide** is an agent used to kill insects.

A **disinfectant** is an agent that frees a plant or plant part from infection by destroying the pathogen established within it. A disinfectant kills or inactivates organisms present on the surface of the plant or plant part or in the immediate environment. Chemicals for seed treatment can be either erad-icants or protectants, but most of them are disinfectants, in that they kill organisms on the surface of the seed rather than those within. In common usage, however, they are called disinfectants.

A **nematicide** is, of course, a chemical that kills nematodes in the soil or in the plant. Most nematicides are **fumigants**, chemical toxicants that act in volatile form.

Not so long ago the chemicals on the garden medicine shelf consisted of cop- per and sulfur for protectants, lime sulfur as an eradicant, mercuric chloride as a disinfectant, and formalin and carbon bisulfide a fumigants. You some-

times got plant injury; you did not always get the best possible control, but at least you did not have to be an organic chemist. Now we have the following classes of fungicides:

Inorganic	Organic
Sulfur	Dithiocarbamates
Copper	Thiazoles
Salts	Triazines
	Substituted aromatics
	Dicarboximides
	Dinitrophenols
	Quinones
	Antibiotics
	Organotins
	Aliphatic nitrogens
	Benzimidazoles
	Sterol Inhibitors
	Strobilurins

The search for new fungicides goes on, with hundreds of synthetic organic compounds being screened each year. This screening is often a cooperative venture between manufacturers, state experiment stations, and the U.S. Department of Agriculture. After safety precautions for the operator and the environment, and the effectiveness of a compound for certain diseases have been determined, the chief question is whether the material is **phytotoxic**, that is, injurious to plants, at concentrations required for control. Phytotoxicity is an elusive factor, not to be pinned down in a few tests. It varies not only with the kind of plant but with the particular variety, the amount of moisture in the soil when the spray is applied, the temperature, whether or not the application is followed by rain or high humidity, the section of the country, and the compatibility of the chemical with spreaders or wetting agents, as well as with other fungicides or insecticides. Coordinated tests with new materials in many different states are extremely valuable. Some compounds give rather uniform results over the country; others vary widely with climatic conditions.

The 1947 Federal Insecticide, Fungicide and Rodenticide Act (FIFRA) provides that all fungicides must be registered with the U.S. Department of Agri-

culture before being marketed. Materials highly toxic to humans must be prominently marked, instructions given for avoiding injury to plants or animals, the toxicant chemical named, and the percentage of active and inactive ingredients given. All labels submitted for registration must be accompanied by proof that the claims for performance are valid.

In 1954, Public Law 518, known as the Miller Bill, was passed, providing for tolerances. A tolerance is the legal limit of a poisonous residue, expressed in parts per million (ppm), that may remain on an edible product at the time it is distributed for consumption. In 1958, The Food Additives Amendment was passed, which also controls pesticides residues in processed foods. It included the Delaney clause, which states that any chemical found to be a carcinogen in laboratory animals may not appear in a human food, a zero tolerance. In 1959, the FIFRA was amended to include nematicides, plant growth regulators, defoliant, and desiccants as pesticides. Since that time, poisons and repellents used against all classes of animals (from invertebrates to mammals) have been brought into the approval process.

FIFRA was further amended in 1972 as the Federal Environmental Pesticide Control Act (FEPCA), making violations by growers, applicators, or dealers subject to heavy fines and/or imprisonment. All pesticides had been classified into either general-use or restricted-use categories by October 1977, with anyone applying restricted pesticides required to be state-certified. Pesticide manufacturing plants are to be registered and government-inspected. All pesticide products must be registered whether shipped in interstate or intrastate commerce. Other provisions are of various degrees of importance to concerned persons or companies.

Additional modifications were made in FIFRA in 1989. The modifications specifically will (1) accelerate re-registration of older pesticides (those registered prior to November 1984) and impose fees on chemical manufacturers for re-registration; (2) essentially eliminate indemnification payments to those holding inventories of suspended or canceled pesticides, except farmers and certain end users; and (3) shift part of the burden for storage and disposal of banned pesticides from the government to the manufacturer. The 1989 FIFRA also empowers the Environmental Protection Agency (EPA) to change regulations on how applicators handle, rinse, and dispose of pesticide containers. The Worker Protection Standard (WPS), passed in 1992, required labels to carry re-entry intervals (REI) and personal protection equipment for certain end-uses. Labels having both WPS and non-WPS uses are required to have recommendation for PPE and REI for both categories.

In 1996, the Food Quality Protection Act (FQPA) was passed, requiring a 10-year review process of all currently registered pesticides based on a risk cap of aggregate exposure, in other words all possible ways people, particularly children, can come into contact with pesticides whether through residues on food or backyard applications. Part of FQPA determined that an acceptable level of risk is a reasonable certainty of no harm, essentially eliminating the Delaney Clause from 1958. The FQPA also provided for accelerated registrations of safer pesticides, such as biological control organisms or active ingredients with the potential for minimal environmental impact.

The federal government considers these to be minimum pesticide regulations. Any state may choose to establish more rigid pesticide regulations within its boundaries than those legislated by the federal government, and some have done so. Some states require notification to be posted prior to commercial pesticide application including chemicals used. Thus, pesticide applicators must be familiar with individual state pesticide regulations as well as federal pesticide regulations.

Consumers, therefore, are well protected against fraud, but they must be willing to read the fine print on labels if they are to choose intelligently from the bewildering array of proprietary compounds on dealers' shelves. In the following pages there are lists of available products, cross-referenced by product name and the common name of active ingredients. In many cases, several product names may exist for the same active ingredient; those readily available to consumers may not be listed so pay particular attention to the name of the active ingredient present on the available products. Consumers must also read the fine print and follow directions exactly if their homegrown vegetables are to be as safe for consumption as those from commercial growers who have to comply with the law in the matter of residues.

Even if you follow exactly the directions for dosage given on the label, you may have some plant injury under your particular combination of soil, weather, and kinds of plants. Keep a notebook. Put down the date you sprayed, the dosage used, the approximate temperature and humidity, whether it was cloudy or sunny, in a period of drought or prolonged wet weather. Go around later and check for burning; for leaf spotting and defoliation from the spray or from failure to control the disease; for leaf curling or stunting; for too much unsightly residue. Note which varieties can take the spray and which cannot.

The following alphabetical list includes chemicals now commercially available, a few that are rather outmoded but still found in textbooks, a few that



were marketed in the past but have now been discontinued, and a few that will probably be marketed before this text is published. By that time there will be many more that should have been included, for the search for better chemicals is unending. There will also be more that will be discontinued. The list presented herein must be considered only as a guide. Exclusive reliance must be placed on directions and information supplied by the manufacturer or by agricultural specialists, agents, or advisors. **Be sure to read the label.** Because so many of the new compounds have long, complex chemical names, they have been given short common names by the American Standards Association. Such common names are listed first in the following listing. Frequently, however, the trade name is used as a common name; trade names are listed in parenthesis following the common names. The Crop Protection Handbook, which is published each year by Meister Publishing Co., 37841 Euclid Ave., Willoughby, OH, 44094, gives an up-to-date listing of pesticides. Vance Publishing publishes the Turf and Ornamental Reference and the Crop Protection Reference (Greenbook).

As always, read and follow label directions carefully. If unsure whether a listed product is registered in your area, contact local, state, and federal authorities.

In the following lists, the common chemical name is given first, in bold, followed by trade names available for professional growers of agricultural, turf and ornamental crops and products available for consumers. Then there is a brief description of target pathogens.

---

# FUNGICIDES

---

## **Azoxystrobin**

Abound, Amistar, Bankit, Heritag, Ortiva, Priori, Quadris  
Systemic fungicide for control of foliar and soil borne diseases.

---

## ***Bacillus subtilis***

Serenade, Subtilex, Taego, Companion, Kodiak  
Used as a seed treatment to suppress *Rhizoctonia* and *Fusarium* diseases.

---

## **Benalaxyl**

Galben, Tairel  
Systemic fungicide.

---

## **Bitertanol**

Bacseal, Baycor, Baycoral, Baymat, Zaron  
Fungicide.

---

## **Bordeaux Mixture**

Comac

Bordeaux mixture is made in varying concentrations. The most usual formula is 8-8-100 (often stated as 4-4-50), which means 8 pounds copper sulfate, 8 pounds hydrated lime to 100 gallons of water. Stock solutions are made up for each chemical (1 pound per gallon of water), the lime solution placed first in the sprayer, diluted to nearly the full amount, and the copper sulfate solution added. Or, for power sprayers, finely divided copper sulfate can be washed through the strainer into the spray tank, and when the tank is two-thirds full the weighed amount of hydrated lime can also be washed through the strainer while the agitator is running. Casein or other spreader is added toward the end. Phytotoxicity comes from both the lime and the copper. Plants are often stunted, with yield reduced; fruit-setting of tomatoes may be delayed. Bordeaux is not safe on peaches during the growing season, may burn and russet applies (both foliage and fruits), may cause red spot-

ting, yellowing, and dropping of rose leaves (often confused with blackspot by amateur and sometimes professional gardeners), and may cause defoliation of Japanese plums. Injury is most prominent early in the season when temperature is below 50°F and in dull, cloudy weather when light rain or high humidity prevents rapid drying of the spray. Late summer use of bordeaux is credited with making some plants more susceptible to early fall frosts. For ornamentals, a 4-4-100 mixture is usually strong enough and can be made in small amounts by dissolving 2 ounces of copper sulfate in 1 gallon of water, 2 ounces of hydrated lime in 2 gallons of water, pouring the copper sulfate solution into the lime water, and straining into the spray tank through fine cheesecloth. For some plants, such as stone fruits, the proportion of lime is increased; for others, such as azaleas, a low-lime bordeaux is used. Once the two solutions have been mixed, the preparation must be used immediately. Fresh lime is essential, not some left over from a previous season. Somewhat less effective than homemade bordeaux but easier for the home gardener are the various powders and pastes available under trade names; to these add only water at the time of use.

---

### **Bupirimate**

Nimrod  
Systemic fungicide.

---

### **Burgundy Mix**

A soda bordeaux formerly used, prepared with washing soda instead of lime.

---

### **Burkholderia Cepacia**

Fungicide, nematicide.

---

### **Captan**

Captan 30 DD, Captan 400  
Protectant, eradicant fungicide.

---

### **Carbendazim**

Bavistin, Decrosol  
Systemic fungicide.

---

### **Carbon Disulfide**

Soil fumigant.

---

### **Carboxin**

Vitavax  
Fungicide, seed protectant.

---

### **Chloranil**

Foliar fungicide and seed treatment.

---

### **Chloroneb**

Terraneb, N-Flow D, Proturf  
Fungicide.

---

### **Chloropicrin**

Chloro-O-Pic  
Soil fumigant.

---

### **Chlorothalonil**

Bravo, Bravo Ultrex, Bravo Weath-  
erstik  
Fungicide.

---

### **Copper Acetate**

First developed in 1889; became  
the first factory made basic copper  
fungicide.

---

### **Copper Ammonium Carbonate**

Copper-Count-N  
Bactericide, Fungicide.

---

### **Copper Carbonate**

Foliar fungicide, Seed treatments.

---

### **Copper Compounds**

More stable than bordeaux mix, less  
phytotoxic, easier to use, and with

less objectionable residue. Cop-  
per sprays control many blights,  
leaf spots, downy and powdery  
mildews. They are incompatible  
with lime sulfur, questionable with  
cryolite, benzene hexachloride,  
tetraethyl pyrophosphate, organ-  
ic mercuries, and thiocarbamates.  
They may injure plants in cool,  
cloudy or moist weather. Injury to  
apple and rose foliage varies from  
reddish spots to yellowing and defo-  
liation.

---

### **Copper Hydroxide**

KOP Hydroxide  
Fungicide, bactericide.

---

### **Copper Oxide**

Chem Copp, Cuprocop, Cuprox,  
Caocobre, Copper Sandoz  
Protective fungicide.

---

### **Copper Oxychloride**

KOP Oxy-85, Recop, Coprantol,  
Cupramar, Cupravit  
Protective fungicide.

### Copper Sulfate

Tribasic (Flurane, Idrorame, King, Diachum)  
Fungicide.

### Cufraneb

Fungicide. Miticide, Seed Dressing.

### Cycloheximide

Antibiotic fungicide from *Streptomyces griseus*, the first antibiotic introduced (1949) for control of plant disease.

### Cymoxanil

Curzate  
Fungicide.

### Cyproconazole

Alto, Atemi, Sentinel  
Systemic and eradicative fungicide.

### Cyprodinil

Chieftain, Chorus, Unix, Vanguard  
Fungicide, seed treatment.

### Dazomet

Basimid  
Soil fumigant.

### Dichlofluaniid

Elvaron, Euparen  
Fungicide.

### Dicloran

Allisan, Botran, Clortran  
Fungicide.

### Difenoconazole

Bardos, Bogard, Dividend, Geyser, Score, Sico  
Systemic fungicide.

### Dimethirimol

Milcurb  
Systemic fungicide.

### Dimethomorph

Acrobat, Forum  
Oomycete fungicide.

### Diniconazole

Mitazole  
Systemic fungicide.

### Dithianon

Delan  
Fungicide.

---

### **Dodemorph Acetate**

Meltatox  
Fungicide.

---

### **Edifenphos**

Hinosan  
Fungicide.

---

### **Epoxiconazole**

Opal, Opus  
Systemic fungicide.

---

### **Etridiazole**

Terrazole, Koban, Truban  
Soil fungicide.

---

### **Fenamiosulf**

Protects germinating seeds and seedlings in corn, beans, peas, spinach, cucumbers, and ornamentals.

---

### **Fenarimol**

Used for powdery mildew and rust on ornamentals, turf, and tree crops.

---

### **Fenbuconazole**

Enable, Govern, Indar  
Systemic fungicide.

---

### **Fenpiclonil**

Beret, Electer, Gambit

---

### **Fenpropidin**

Mildin, Patrol, Sorilan, Tern  
Systemic fungicide.

---

### **Fenpropimorph**

Corbel  
Systemic fungicide.

---

### **Ferbam**

Ferman Granuflo  
Fungicide.

---

### **Filipin**

Antibiotic. Fungicide for seed-rot fungi.

---

### **Fluazinam**

Omega  
Fungicide, Miticide.

---

### **Fludioxonil**

Celest, Geoxe, Maxim, Medallion, Sapphire, Savior, Scholar  
Contact fungicide.

---

### Flusilazole

Fungicide.

---

### Flutolanil

Folistar, Moncut, Prostar  
Systemic fungicide.

---

### Folpet

Folpet  
Protective fungicide.

---

### Fosetyl-Aluminum

Aliette, Chipco  
Systemic fungicide, bactericide.

---

### Hexaconazole

Anvil, Planete Aster  
Fungicide.

---

### Hydrated Lime and Copper Sulfate

Bordeaux Mix  
Prepared from copper sulfate and lime to form a membranous coating over plant parts, the first protective spray and still widely used. About 1878, French vineyard were threatened with downy mildew, which had been introduced from the U.S. Millardet, one of the workers assigned to the problem, noticed

that where grapes near the highways to Bordeaux had been treated with a poisonous-looking mixture of copper and lime to prevent stealing, there was little or no downy mildew. A description of the preparation of bordeaux mixture was published in 1885, and it remains a most efficient fungicide. It does, however, have a most conspicuous residue and is injurious to some plants.

---

### Hydroxyquinoline Sulfate

Chinosol  
Systemic fungicide, bactericide.

---

### Imazalil

Bromazil, Deccoziil, Double R11, Flo Pro IMZ, Freshgard 700, Impala, Nu-Zone  
Systemic fungicide.

---

### Iprodione

Chipco, Kodan, Rovral, ProTurf, Fungicide X  
Contact/locally systemic fungicide.

---

### Kresoxim-Methyl

Alliage, Candit, Cygnus, Discus, Sovran, Strobry  
Surface systemic fungicide; protective and curative effects.

## Lime Sulfur

Polysulfides formed by boiling together sulfur and mild of lime. The standard liquid has a specific gravity of 32 Baume and the commercial product is far superior to the homemade. Lime sulfur dates back to 1851, when the head gardener, Grison, at Versailles, France, boiled together sulfur and lime for a vegetable fungicide called “Eau Grison.” In 1886, this fungicide was used in California as a dormant spray for San Jose scale and later for peach leaf curl. A self-boiled lime sulfur made without heat was produced in 1908 as a summer spray for sensitive plants, but it was later replaced by wetttable sulfurs for most fruit-spray programs. A dry form of lime sulfur was marketed about 1908. Used as a dormant spray for fruits, roses, and some other plants for mildews, *Volutella* blight of boxwood, and other diseases. Do not use above 85°F.

## Mancozeb

AgriSolutions, Mancozeb, Penncozeb, Pennfluid, Tridex, Trimanin, Trimanoc, Trimanzone, Triziman, Triziman D, Vandozeb, Protect T/O, Mancozin, Manzin, Dithane, Fore, Manzate, Pentathlon DF, Pentathlon LF Fungicide.

## Maneb

Trimangol, Vondac, M, Manex, Manox, Man-Zox, Pentathon, Maneb Spritzpulver, Manex, Manzi Fungicide.

## Metalaxyl

Metax, Allegiance, ProTurf Soil and foliar fungicide; seed dressing fungicide.

## Metalaxyl M

Quell, Apron XL, Ridomil Gold, Subdue 2X, Subdue MAXX Fungicide.

## Metam-Sodium

Metam 426, Polefume, Turfcure, Vapam, Vapam HL, Busan 1236, Trimaton, Sectagon 42, Metam CLR Soil fumigant – fungicide, insecticide, nematicide.

## Metiram

Polyram Contact fungicide.

## Myclobutanil

Eagle, Nova, Rally, Systhane Fungicide.



### **Nitrothal-Isopropyl**

Pallitop  
Fungicide.

### **Oxadixyl**

Recoil, Ripost, Sandofan, Wakil  
Systemic fungicide.

### **Oxycarboxin**

Plantvax  
Systemic fungicide.

### **Quintozene**

Blocker, Parflo, Winflo, Defend,  
Terraclor, Turfcide, FF11, Penstar,  
RTU, PCNB  
Soil fungicide; seed dressing agent.

### **Penconazole**

Omnex, Topas  
Systemic fungicide.

### **Pencycuron**

Monceran, Trotis

### **Piperalin**

Pipron  
Fungicide.

### **Potassium Bicarbonate**

Armcarb, GreenCure, Milstop  
Broad spectrum fungicide; K bicarbonate plus surfactants.

### **Potassium Bicarbonate**

Kaligreen  
Fungicide; K bicarbonate, no surfactants.

### **Prochloraz**

Abavit, Ascurit, Oczave, Omega,  
Prelude, Sporgon, Sportak  
Fungicide.

### **Propamocarb**

Hydrochloride (Banol, Dynone,  
Filex, Prevex, Previcar, Previcur N,  
Win)  
Fungicide.

### **Propiconazole**

PropiMaX, Alamo, Banner, Break,  
Orbit, Tilt, Propizole  
Systemic fungicide; seed treatment.

### **Propineb**

Antracol, Inicol  
Contact fungicide.

---

### **Pyrifenox**

Corona, Dorado  
Systemic fungicide.

---

### **Pyroquilon**

Coratop, Fongorene  
Systemic fungicide.

---

### **Pyrazophos**

Afugan, Curamil  
Systemic fungicide.

---

### **Quarternary Ammonium Compounds**

Barquat, Hyamine  
Fungicide, Bactericides, Surfactants.

---

### **Sulfur**

Kumulus, CSC Dusting, CSC Thioben, CSC Thiosperse, Crisazufre, Sulfox, Suffa, Sulfa, Red Ball, Microsulf, Thiolux, Thiovit, Bensul, Golden Demo Signal, Special Electric, Comoran, Comoran Supra, Cosan, Elosal, Kolodust, Kumulus, Microspere  
Fungicide, Miticide.

---

### **Tebuconazole**

Corail, Elite, Folicur, Horizon, Horizon Arbo, Horizon T, Lyux, Raxil  
Systemic fungicide.

---

### **Tetraconazole**

Eminent  
Systemic fungicide.

---

### **Thiabendazole**

Arbotect, Mertect, Storite, Storite Excel, Tectab, Tecto, APL-Luster, APL Luster T, Decco 205, Brogdex, Freshgard 598, Gustafson SP  
Systemic fungicide.

---

### **Thiophanate Methyl**

Domain, Fungo, Mildothane, Topsin M, 3336, Fansin-M, OHP 6672  
Fungicide.

---

### **Thiophanate Methyl Plus Etridiazole**

Banrot  
Soil fungicide.

---

### **Thiram**

Tripomol, Defiant, Thiram Granulo, Aatack, Aules, Chipco, Thiram 75, Pomarsol, Forte, Thiulin,

42-S Thiram, Rhodiasan Express,  
Spotrete  
Fungicide, Seed protectant.

### **Triadimefon**

Bayleton, Strike  
Systemic fungicide.

### **Triadimenol**

Bayton, Bayfidan, Cereous, Trisan,  
Bayton 30  
Systemic fungicide.

### ***Trichoderma Harzianum***

Plant Shield, Root Shield, Top  
Shield  
Foliar, Soil fungicide.

### **Tricyclazole**

Blast  
Systemic fungicide.

### **Tridemorph**

Calixin  
System fungicide.

### **Trifloxystrobin**

Compass, Flint, Gem, Twist, Com-  
pass O  
Fungicide.

### **Triflumizole**

Procure, Terraguard  
Systemic fungicide.

### **Triforine**

Denarin, Funginex, SaproI  
Fungicide.

### **Triphenyltin Hydroxide**

Brestanid, Agri Tin  
Fungicide.

### **Vinclozolin**

Ronilan, Curalan, Vorlan  
Fungicide.

### **Zineb**

Cuprothex, Super Mixy  
Fungicide.

### **Ziram**

Tricarbamix, Triscabol, Cuman,  
Pomarsol 2  
Fungicide.

---

# BACTERICIDES

---

## ***Agrobacterium Radiobacter***

Galltrol-A, Strain 84, Nogall, Strain K-1026  
Crown gall preventative bactericide.

---

## **Benzalkonium Chloride**

Barquat, Hyamine, Nacco San  
Bactericide.

---

## **Bronopol**

Bronotak  
Bactericide, bacteriostat.

---

## **Copper Ammonium Carbonate**

Copper-Count-N  
Bactericide.

---

## **Copper, Fixed**

Includes Cu hydroxide, Cu oxide, Cu oxychloride sulfate, Cu oxychloride, Cu sulfate.

---

## **Copper Hydroxide**

Cudrox, Cuidrox, Blue Shield, Kocide, Spin Out, KOP Hydroxide, NuCop  
Bactericide.

---

## **Copper Sulfate**

Basic (Cuprofix, Disperss, Cuprofix, MZ Disperss, Basic Cooper 53, Cop-O-Zinc 25-25. Basicop)  
Bactericide. ▶ [Fungicides](#).

---

## **Dazomet**

Basamid  
Bactericide, Soil fumigant.

---

## **Dimanin A**

Bayclean  
Bactericide.

---

## **Gallex**

Bactericide, crown gall eradicator paint.

---

**Hydroxyquinoline Sulfate**

Chinosol  
Bactericide.

---

**Oxytetracycline Hydroxide**

Mycoshield  
Bactericide.

---

**Quarternary Ammonium  
Compounds**

Arquad 2C-75, Barquat, Hyamine  
Bactericide.

---

**Streptomycin  
(Nitrate or Sulfate)**

Agricultural Streptomycin, Strep-  
trol, Agr-Mycin 17, As-50  
Bactericide.

---

# NEMATOCIDES

---

## **Carbofuran**

Furadan, Curaterr  
Nematicide.

---

## **Chlorpicrin**

Chlor-O-Pie  
Nematicide, Soil fumigant.

---

## **Dazomet**

Basamid  
Nematicide, Soil fumigant.

---

## **Dichloropropene**

DD-92, In Line, Telone, Telone II  
Nematicide, Soil fumigant.

---

## **Du Nema**

Nematicide, used on turf.

---

## **Ethylene Dibromide**

Nematicide, Soil fumigant.

---

## **Metam-Sodium**

Busan 1236, Trimaton  
Nematicide, Soil fumigant.

---

## **Triazophos**

Hostathion, Trelka  
Nematicide.

---

# VIROCIDES

---

## Cytovirin

Virus inhibitor.

---

# APPLYING THE CHEMICALS

**Spraying** is the application of a chemical to a plant in liquid form; **dusting** the application of a fine dry powder. The difference between spraying and dusting was very clear-cut before aerosol bombs, mist blowers, and fog machines were developed to apply liquids in such concentrated form that the particles are practically dry before they reach the plant and before spray-dusters were made to deliver wetted dusts.

Sprayers vary from a flit gun or pint atomizer, which takes an hour to discharge a gallon, to power apparatus that discharges 60 gallons a minute at 800 pounds pressure from a 600-gallon spray tank. Dusters vary from the small cardboard or plastic carton in which the dust is purchased to helicopters. Applicators for pressurize sprays or aerosols vary from the one-pound “bomb” to truck-mounted fog generators or air blast machines. See Fig. 1.1 for various applicators.

---

## Mist Sprayers

In orchards and in shade tree work there has been increasing use of mist blowers, air blast machines that carry droplets of concentrated pesticides to plants in air rather than water. They are speedier than hydraulic sprayers, use far less water, which may be scarce in times of drought, and do not leave puddles or poisonous run-off which may be dangerous to pets and birds. They cannot, however, be operated in much wind; for that reason, and also in order to see the distribution of the concentrates, they often have to be used at night. They are not too efficient for very tall trees, and the droplet size has to be rather carefully regulated. Too large drops may fall out before they reach a tree, and too small drops may not settle down but go on past.

Although we usually think of mist blowers on trucks for large scale operations, there are now some about the size of knapsack sprayers that, engine and all, are worn on the back around the garden. They weigh around






Figure 1.1 Aerosol Pressurized Spray

35 pounds and will cover foliage up to 30 feet. They cost, however, somewhat more than the hydraulic power sprayers of small estate size.

## Hydraulic Sprayers

Mist blowers will probably never entirely outmode hydraulic sprayers, which can place the spray more accurately, at a greater height, and can operate under more unfavorable weather conditions. For trees, high gallonage per



**Figure 1.2** Spray Application Techniques

minute and enough pressure to drive sprays high in the air have advantages, but for garden plants the emphasis should be on cutting down gallonage and pressure.

Power sprayers for home gardens are available in almost any size, from 5-gallon capacity on up, and may have gasoline or electric motors (see Fig. 1.2). For the orchard a spray gun is satisfactory, but for flowering shrubs—azaleas, roses, etc.—a spray rod, curved at the end, or with an angle nozzle, is easier on the plants and more effective, allowing for better coverage of underside of foliage.

The size of the hole in the nozzle disc and the pressure determine the amount of spray used. The volume of spray ejected per minute doubles or triples with each small increase in the hole size or pressure used. This means that in a home garden where the objective is to cover a few rose bushes effectively a large amount of spray can be wasted at too high pressure, an expensive item with many pesticide mixtures costing 20 to 30 cents a diluted gallon. Most chemicals are corrosive, and even if you start with a mist nozzle with a small hole at the beginning of the season, you will soon be delivering more spray per minute because the hole is enlarging. This usually means more conspicuous residue left on the plant as well as more expense.

## Hand-Operated Sprayers

“Aerosol bombs” are pressurized sprays in push-button containers. A gas propellant reduced to liquid form is added to a pesticide concentrate and a fine mist is released when the button is pushed. Unless the container is held 12 to 18 inches away from plants, to allow the gas to evaporate, there will be some burning (more literally a freezing) when the liquid gas hits foliage. Such cans are good for house plants and for spot treatment of insects outdoors, but air currents make it difficult to place fungicides effectively. Aerosols are also used for the application of wound dressings to trees. (See Fig. 1.3).

Household sprayers of the atomizer type are intermittent, discharging spray material with each forward stroke of the pump, or continuous, maintaining constant pressure. They are too small and too tiresome to operate for more than a few plants, and it is hard to get adequate coverage of underside of foliage.

Compressed air sprayers are adequate for small gardens and are relatively inexpensive. Capacity varies from 1 to 6 gallons. They are meant to be carried slung over one shoulder, but some come mounted on a cart. Air is



**Figure 1.3** Pesticide Application Equipment. (Modified from the National Sprayer and Duster Association)

compressed into the tank above the spray liquid by a hand-operated pump. A short hose, extension rod, and adjustable nozzle make it possible to cover undersurfaces. Such sprayers are a bit hard to pump up, and some models have carbon dioxide cylinders to provide operating pressure.

Knapsack sprayers, of 2 to 6 gallons capacity, are carried on the back of the operator and are pumped by moving a lever up and down with the right hand as you spray with the left. These are more expensive than compressed air sprayers, but deliver a fine continuous mist and are excellent for larger gardens.

Slide or trombone sprayers have a telescoping plunger, operated with two hands. They draw material from an attached jar or separate pail and discharge it as a continuous spray. They develop good pressure and can be used for small trees, but are tiring to use.

Wheelbarrow sprayers are manually operated hydraulic sprayers, holding 7 to 18 gallons, that are mounted on a frame with wheelbarrow-type handles and one or two wheels. Pressures up to 250 pounds may be developed, providing excellent coverage for shrubs and small trees. This type works best with two people, one to control the pump, the other to operate the spray rod. Hose-end sprayers are attached to the garden hose so that water supplies the pressure. The action is that of a siphon. The concentrated pesticide is placed in a jar, and as water under pressure is passed over the metering jet a small amount of chemical is drawn into it. This is a very easy way to spray, and some models are relatively accurate in materials discharged. Be sure to purchase a type with an extension tube and deflector, so that spray can be directed to underside of the foliage, with a shut-off at the jar, not just back at the hose, and with a device to prevent back-siphonage. Hose-end sprayers can be used for roses and other shrubs and for low trees. The droplets may be somewhat larger than those from a wheelbarrow or knapsack sprayer, and slightly more chemical may be used.

---

## Dusters

Pesticide dusts are most often made with talcs, pyrophyllite, clays, calcium carbonate, precipitated hydrated silicates and silicon dioxides, synthetic calcium silicate and diatomaceous earth as the diluents although finely ground plant material such as tobacco dust or walnut shell flour is sometimes used.

In some cases, a solution of the toxicant in a volatile organic solvent such as acetone or benzene is mixed with the dust diluents, the solvent allowed to evaporate, and the mixture then ground. A solution of toxicant may be sprayed on the dust diluent during mixing and grinding or the toxicant dissolved in a nonvolatile solvent and mixed with the diluent. When this is done, care must be taken to avoid an excess of solvent that might impair dusting qualities of the finished product. Many technical pesticides in solid form lend themselves to direct grinding with a sorptive clay carrier in adequate milling equipment. Field strength dusts may be produced by diluting or cutting down dust concentrates which contain from 10 to 50% a.i. (Dust Bases). Because of their good dusting properties, attapulgites, diatomite, talc, pyrophyllite, kaolins, and treated calcium carbonate are used as diluents to provide the volume per acre needed to facilitate metering of the dust through the duster mechanism. Since many formulations contain more than one a.i., dry concentrates must have the proper qualities to make a good formulation with relatively little or no diluent. From a toxicity standpoint, it is desirable to have a very small particle size, since immediate toxicity is generally inversely proportional to particle size. There are several important disadvantages to extremely small particle size: high wind losses, more or less rapid volatilization and the prohibitive cost of extremely fine grinding. Also, to obtain better toxicant exposure of technical concentrates absorbed on a carrier, it is desirable to have the extender or diluent in as large a particle size as possible and still give good dusting characteristics. In a 5% dust effective toxicant exposure is obtained with the extender averaging 10 times the size of the toxicant particles. At present, particle size specifications are usually 10 to 30 microns for ground dusters and 20 to 40 microns for aircraft units. For use in fertilizer mixtures, granulated powders of 20 to 80 mesh are prepared by impregnation of Fuller's earth and bentonite fractions with the desired toxicants.

Some dusts are sold in a can with a shaker top, meant to be applied like salt, which is certainly not going to place a fungicide where it will do the most good. Some dusts are sold in small cardboard cylinders to be used as dusters, which work for a little while if the cardboard is well paraffined to slide easily; but the dust soon gets damp and clogs. Many more dusts are sold in plastic containers, with the dust supposedly coming out in clouds as you squeeze, but more often it doesn't after the first few days. Dusts are tricky to use because of these disadvantages.

---

## SPRAYING VS DUSTING

There is really no answer to the question of whether it is better to dust or to spray. In most gardens you will do both, depending on the weather, the plant, the fungicide you want to use, and how much time and help you have.

Some orchardists prefer dusting because they can get around the trees quickly in a rain, whereas to apply a spray they must wait until the foliage is dry. But for ornamentals exactly the opposite is true! You cannot dust a shrub even slightly wet with rain or dew without having a hideous splotchy effect that persists for a long time. If absolutely necessary you can spray while the plants are still slightly wet, though the spray may not stick quite as well, and you may want to make the next application a bit sooner. It is easier to spray than to dust on a windy day. Also, in dusting you are somewhat more likely to get possibly toxic materials into your lungs than in spraying. The chief points in favor of dusting are the ease and speed of application and the fact that you do not have to clean out the duster after each dusting.

Sprayers have to be cleaned, often between different sprays, and they must be rinsed with at least two changes of water pumped through the system at the end of every day. Occasionally they must be taken apart, the tank soaked in trisodium phosphate or washing soda, the strainers and nozzles in kerosene, wire run through the spray rods, then all put together and rinsed with water.

---

# MIXING THE CHEMICALS

It still seems incredible that so many gardeners continue to treat their plants in a haphazard fashion. Buy a set of measuring spoons and a measuring cup, marked in ounces. Buy a large pail and mark it off in gallons. Then measure, exactly!

Dosage directions are usually given in pounds per 100 gallons of water, with or without translation on the label into small amounts. Not much arithmetic is required to figure a smaller dosage, if you remember a few measurements:

## Conversion Table

3 teaspoons	= 1 tablespoon
2 tablespoons	= 1 fluid ounce
16 tablespoons, 8 fluid ounces	= 1 cup
16 ounces, 2 cups	= 1 pint
2 pints, 4 cups	= 1 quart
16 cups, 8 pints	= 4 quarts = 1 gallon
1 acre	= 43,560 square feet

Suppose 3 gallons of a 2 to 100 dilution of lime sulfur is desired. That is the same as a 1 to 50 dilution. Three gallons constitute 48 cups; so if 1 cup of liquid lime sulfur is added to 3 gallons, you will have a 1 to 49 dilution, and that is close enough.

Or suppose you want to make 4 gallons of Zineb at the rate of 1 1/2 pounds per 100 gallons. That is 24 ounces per 100 gallons, or .24 ounce for 1 gallon and .96 ounce for 4 gallons. That is approximately 1 ounce to weigh on your small scales. It also works out at about 1 level tablespoon of the Dithane powder per gallon, and it is easier to measure than to weigh. There is, however, a good deal of volume variation, depending on how fluffed up the material is at the time you measure it; so weighing is preferable.

When you buy chemicals in small packages designed for the home garden, the dosages given on the labels will probably be in terms of tablespoons per

gallon, and you need only follow directions. When, to save a good deal of expense, you buy the larger sizes intended for farmers, the directions may be given only in terms of pounds per 100 gallons. As a very rough rule of thumb, you can figure 1 tablespoon per gallon where directions call for 1 pound per 100 gallons, but the different mixtures have different weights so this is not very accurate.

At the rate of 1 pound to 100 you would use, accurately, 3/4 T captan 50%, 1 T chloranil (Sperguson), 1/3 T copper sulfate, 2/3 T dichlone 50% (Phygon), 1 1/4 T ferbam, 1/2 T maneb, 1 T spray lime, 3/4 T thiram, 1/2 T sulfur, 2/3 T zineb (Dithane Z-78 or Parzate), 1 1/4 T ziram to 1 gallon of water.

Sometimes materials for soil treatment are given in pounds per acre. Knowing that one acre contains 43,560 square feet, you can make a proportion to find out how many pounds are required per 1000 square feet.



---

# ALL-PURPOSE SPRAYS AND DUSTS

The practicability of combination insecticide-fungicide mixtures is sometimes argued. The proprietary compounds are more expensive, but they are more properly prepared than can be done at home and certainly save a lot of time. Nobody today could put on in separate applications all the materials needed. The trouble is that the mixtures follow fads, as in human medicine. Just as penicillin was given for most human ills some years ago, so DDT was put in almost all pesticide mixtures, followed a little later by malathion. Both are excellent insecticides. The trouble is they are somewhat too efficient, killing the parasites and predators that keep mites and some other pests in check and also damage the environment. DDT is no longer available. Some of the new fungicides leave a rather conspicuous residue; some are somewhat phytotoxic under certain conditions. Some of these pesticides are no longer available owing to new federal pesticide legislation; however, new materials are available that will replace those whose use is illegal. Every mixture must be evaluated for particular climatic situations and kinds of plants. There are hundreds and hundreds of combinations on the market under brand names. In order not to be out of date before this text is printed, I have used as few brand names as possible.

---

# INTEGRATED PEST MANAGEMENT

Pesticides have been constantly scrutinized since Rachel Carson's book *Silent Spring* in the early 1960's and the birth of the U.S. Environmental Protection Agency (EPA) in the early 1970's. Registrations of many pesticides have been canceled and more will be canceled with the passage of the Food Quality Protection Act (FQPA) in 1996. The diminished availability of pesticides may limit choices to more costly materials. In addition, there is growing concern about groundwater contamination by pesticides and fertilizers, consumer exposure to pesticide residue on food and plant material, pesticide resistance in plant pathogens, insects and weeds, destruction of beneficial organisms, atmospheric contamination by pollutants, and concern for endangered species, all of which combine to make the problem of pest control more serious.

For the past 30 years integrated pest management (IPM) has received increased interest. Investigations have concentrated on enhancement of a broad arsenal of integrated strategies for control of pests and diseases on selected commodities. A key goal of IPM strategies is the reduction of pesticide use to the absolute minimum and the reliance on other strategies to assist in controlling pests. IPM strategies which can be used include:

- apply pesticides only when necessary;
- make use of application methods that apply less pesticide or use a more efficient spray system;
- use biocompatible chemicals as they become available;
- use biological controls when available and when appropriate; and
- use cultural practices which are favorable to healthy plant growth.

A successful IPM program depends on four basic techniques.

- **Scouting.** Regular and random visual observations provide early warning to disease problems.
- **Disease Identification.** The first and most important step is to identify the problem; misdiagnosis results in use of improper control.

- Timing. Improper timing of control measure will result in disease control failure; the control measure must be timed correctly to the stage of disease development.
- Records. Brief accurate records are a good tool for disease control decisions.

Although entomologists have achieved some success with biological controls, the successes by plant pathologists with biological control has been somewhat sparse. While use of classical biological control has aided pest control, most biocontrol products have not yet proved to be preferred treatments for disease control. Intense research in biological control of root diseases has been proceeding in the United States and in Europe. Some microbial agents, although sometimes sensitive to environmental variation, can be effective in controlling soil-borne plant pathogens. Although there are many promising fungal and bacterial biocontrol agents, and experiments demonstrate successful biocontrol in the greenhouse and field, there are few commercially available biocontrol products. The reasons may be due to:

- an insufficient understanding of the mode of action of most biocontrol agents;
- to need to develop mass production and delivery systems;
- little methodology for integrating biocontrol with other control strategies and crop production methods; and
- competition of the biocontrol agent with other microorganisms.

It should also be recognized that biocontrol products are effective against specific pathogens and that the use of pesticides on foliage or soil may have detrimental effects on the biocontrol agent.

There have been searches in recent years for “natural” substances that may bear profound antifungal/antibacterial properties and that exhibit low mammalian and environmental toxicities. These chemicals are termed biocompatible and there are four of interest:

- Neem from the neem tree (*Melis azedarach*)
- Bicarbonates (used in baking)
- Horticultural oils
- Strobilurins (from fungal extracts)

Some of these have now been formulated for the commercial market and are exhibiting excellent disease control. There are numerous biocompatible chemicals under investigation for their efficacy in disease and pest control. The great benefit of these products is their safety for the user and the environment.

---

# Chapter 2

## Classification of Plant Pathogens

The plant diseases described in this handbook are caused by bacteria, fungi, nematodes, a few seed plants (such as dodder, mistletoe, and witchweed), viruses, physiological disturbances, and air and water pollutants. The classification of bacteria, fungi, and viruses is somewhat involved and is given here as a background for the specific descriptions in ► [Chap. 3](#). There are many classifications of bacteria, fungi, and viruses, with numerous disagreements among mycologists, bacteriologists, virologists and plant pathologists. Names and groups have been chosen that are widely accepted and most readily adapted to the alphabetical requirements of a reference that works like a dictionary.

Classification of the bacteria is based on that given in the Volume 1 (1984) and Volume 2 (1986) of *Bergey's Manual of Systematic Bacteriology*, and *Laboratory Guide for Identification of Plant Pathogenic Bacteria* (1980) by N. W. Schaad (Editor). Classification of the viruses is based on that given by Murphy, et al. 1995. *Virus Taxonomy, Classification, and Nomenclature of Viruses*. 6th Rept. ICTV, Brunt, A. A. et al. 1996. *Virus of Plants. Descriptions and List from the VIDE Database*, Van Regenmortel et al. 1999. *Virus Taxonomy*. 7th Report. ICTV and *Descriptions of Plant Viruses*, published by the Commonwealth Mycological Institute and Association of Applied Biologists. Other helpful sources were *European Handbook of Plant Diseases* (1988) by I. M. Smith, J. Dunez, R. A. Lelliott, D. W. Phillips and S. A. Archer and *A Textbook of Plant Virus Diseases*, 1972 edition, by Kenneth M. Smith.

So far as possible, the genera, orders, and families of fungi agree with those given in *Plant Pathogenic Fungi* (1987) by J. A. von Arx. Helpful sources included *A Dictionary of the Fungi*, 1961 edition, by G. C. Ainsworth and

G. R. Bisby, which includes G. W. Martin's *Key to the Families of the Fungi*; *The Genera of Fungi*, by F. E. Clements and C. L. Shear; *The Fungi*, by Frederick A. and Frederick R. Wolf; *The Lower Fungi: Phycomycetes*, by H. M. Fitzpatrick; *Morphology and Taxonomy of Fungi*, by E. A. Bessey; and *Illustrated Genera of Imperfect Fungi*, by H. L. Barnett and B. B. Hunter.

Classification in accordance with convention or law is called *taxonomy*. Common names vary from locality to locality and country to country. Scientific names are international and are based on the binomial system. Each kind of bacterium, fungus, nematode, or higher plant is a species, and it has two Latin words for its name. The first name indicates the genus to which the species belongs, and the second the species itself. The latter name is usually descriptive. *Diplocarpon rosae* means that *Diplocarpon*, the blackspot fungus, is found on rose. Sometimes the species name honors a person, as *Coniothyrium wernsdorffiae* for the fungus causing brand canker of rose. Such a species name, derived from a proper name, has sometimes been written with a capital, but present custom is to decapitalize all species names. The names of genera should always be written with a capital.

Correctly, the author of the name should be written after the species. Then, if someone else places the species in a new genus, the name of the first author is put in parentheses followed by the name of the second author. When a number of taxonomists have worked on a group, the list of authors gets quite unwieldy. For simplicity all authors have been omitted from the scientific names in this text. The correct name for a fungus with more than one stage is that first given, with a valid description, for the teleomorph or sexual stage. That rule is followed here with a few exceptions—as when a fungus is almost universally recognized by another name.

Species are grouped into genera, related genera into families, designated with the suffix *aceae*, as Erysiphaceae, and families into orders with the suffix *ales*, as Erysiphales. Groups of related orders form classes.

Strange as it may seem, scientists are not yet agreed on what constitutes a plant or even a living organism. The old definition of bacteria as unicellular plants is disputed, and some question if fungi are truly plants. Bacteria are prokaryotes. Prokaryotes are generally single-celled microorganisms that have a cell membrane or a cell membrane and a cell wall surrounding the cytoplasm and no organized nucleus. Eukaryotes contain membrane-bound nuclei, mitochondria and – in plants only – chloroplasts. Although viruses are known to multiply inside their hosts or vectors, the question of their being a living entity has not been resolved. The arguments continue. Meanwhile

entities have to be grouped into some sort of order. Whittaker in 1969 introduced the five (5) kingdom classification for all living organisms: Monera (or Procaryota), Protista, Animalia, Plantae and Fungi (or Mycota). The Monera are organisms with small cells lacking nuclei, mitochondria and plastids, viz. the bacteria. The Protista include Microorganisms with one-celled, often motile thalli (cells contain nuclei). The plants, animals and fungi are believed to have evolved from Protista. The Fungi are characterized as heterotrophic organisms, dependent on organic food, which they absorb. The following scheme, adapted from the *Plant Pathogenic Fungi*, Nova Hedwigia 87: 288 pp. by J. A. von Arx, is an attempt to show the position of fungal plant pathogens in the Kingdom Mycota. The listing of families is restricted to those containing such pathogens.

---

# FUNGI

Fungi are organisms having no chlorophyll, reproducing by sexual and asexual spores, not by fission like bacteria, and typically possessing a mycelium or mass of interwoven threads (hyphae) containing well-marked nuclei. According to Hawksworth (1991), there are about 4300 valid genera, and many more that are synonyms, and about 70,000 species living as parasites or saprophytes on other organisms or their residues. More than 8000 species cause plants disease. Fungi are divided into three kingdoms and eleven phyla.

Kingdom: Fungi

Phylum: Chytridiomycota

Phylum: Zygomycota

Phylum: Ascomycota

Phylum: Basidiomycota

Kingdom: Stramenopila

Phylum: Oomycota

Phylum: Hyphochytriomycota

Phylum: Labyrinthulomycota (slime molds)

Kingdom: Protists

Phylum: Plasmodiophoromycota (endoparasitic slime molds)

Phylum: Dictyosteliomycota (Dictyostelid slime molds)

Phylum: Acrasiomycota (Acrasid slime molds)

Phylum: Myxomycota (true slime molds)

Oomycetes, Zygomycetes and Chytridiomycetes were formerly listed as subclasses within the class Phycomycetes. Oomycota, Zygomycota and Chytridiomycota are now generally accepted as separate phyla of fungi. The mycelium of these three phyla has many nuclei which are not marked off by cross-walls (or nonseptate mycelium) except where reproductive structures arise, a condition known as coenocytic. Asexual reproduction is by means of spores borne in sacs called sporangia. The Zygomycota have sexual spores called zygospores which are formed by the union of two similar sex cells

or gametes; the Oomycota have sexual spores called oospores formed from dissimilar gametes; the Chytridiomycota have neither type of sexual spore; the Ascomycota have septate mycelium and sexual spores in asci; the Basidiomycota have septate mycelium, frequently with clamp connections, and sexual spores; the Myxomycota have thalli as a motile mass of protoplasm (a plasmodium or myxamoeba – no mycelium) which is transformed into a mass of small, aseptate resting spores that on germination form motile cells with or without flagella. The Myxomycota include protists with amoeboid thalli and their status as fungi often has been questioned. The thalli of the Myxomycota are naked, amoeboid, plasmodic masses without cell walls and are termed plasmodia or pseudoplasmodia. They are also able to move by the formation of pseudopodia and by plasma-streaming. The Plasmodiophoromycetes is the only class of the Myxomycota which includes parasites of vascular plants. The best known species is *Plasmodiophora brassicae*, which causes “club root” of cabbage.

---

## **Chytridiomycota**

The thalli are usually vesicular, occasionally filamentous, and are transformed to sporangia, gametangia or resting spores. The Chytridiomycetes are the only members of the kingdom Fungi that produce motile cells. Motile cells may function as zoospores, or as gametes, are radially symmetrical, with a single, posteriorly directed whip-lash type flagellum. The Chytridiomycetes are the only class in this phylum.

### **Chytridiales**

This order is defined on the basis of zoospore ultrastructure. Most members are water- or soil-inhabiting fungi; many of the former are parasitic on algae and water molds, many of the latter on vascular plants. A few parasitize animal eggs and protozoa while others are saprobic on the decaying remains of dead plants. Simple fungi which have almost no mycelium, the thallus at maturity acting as a single sporangium, or dividing to become a sorus of sporangia; zoospores posteriorly uniflagellate.

### **Spizellomycetales**

Members of this order are diverse and include plant and fungal parasites and free-living saprobes inhabiting both soil and water. There is great morpho-



logical variation in the group, and examples of both endogenous and exogenous development. Most species are monocentric.

### **Blastocladales**

Saprophytes in water or soil; genera are characterized by thick-walled, resistant sporangia, usually with pitted walls. Another feature is the prominent membrane-bound nuclear cap present in zoospores and planogametes.

### **Monoblepharidales**

Saprophytes in water, most of which grow on submerged twigs and fruit; thallus of much-branched delicate hyphae.

### **Plasmodiophorales**

The placement of this order has always been uncertain. Some put it with the Myxomycetes, the slime molds, others between the Myxomycetes and the true fungi. Some have considered it a family in the Chytridiales. This single class is placed in the kingdom, Protists, phylum, Plasmodiophoromycota which contains a single class, Plasmodiophoromycetes. There is also only one family, Plasmodiophoraceae, in this order. Parasitic, assimilative phase a multinucleate thallus within host cells, chiefly of vascular plants, often causing hypertrophy; germinating in place by amoeboid, occasionally uniciliate, zoospores.

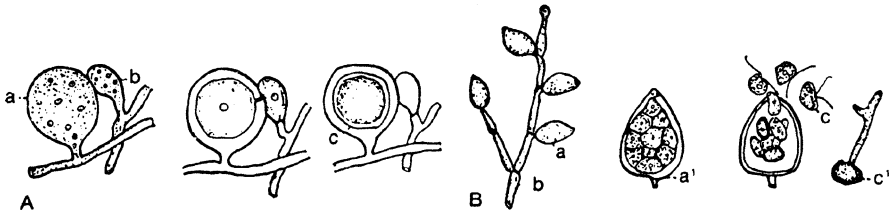
**Plasmodiophoraceae.** The only family in this order but with two important genera: *Plasmodiophora*, causing club root, and *Spongospora*, causing potato scab.

---

## **Oomycota**

The thalli may be vesicular, often irregular, but are usually filamentous. Sporangia on germination release biflagellate zoospores. One flagellum is the whip-lash type and the other the tinsel type. Motile sex cells are absent. Sessile gametangial cells conjugate and form an oogonium containing one or several egg cells (see Fig. 2.1).

The Oomycota are related to autotrophic algae with similar characters. The Oomycetes are the only class in this phylum; however, the small classes Hyphochytriomycetes and Labrinthulomycetes may also be included.



**Figure 2.1** Reproduction of an Oomycete (*Phytophthora*, order Peronosporales). **A** multinucleate oogonium (*a*) and male antheridium (*b*) in contact; fertilization tube formed between gametes after all nuclei except one has disintegrated; thick-walled oospore (*c*) formed inside oogonium. **B** asexual reproduction by sporangium (*a*) formed on sporangiophore (*b*); *a*<sup>1</sup> sporangium germinating by formation of ciliate zoospores; *c*<sup>1</sup> zoospores germinating with germ tube

## Hyphochytriales

Zoospores anteriorly uniflagellate, usually formed outside the sporangium. The order Hyphochytriales has now been placed in the phylum Hyphochytriomycota which contains a single order, Hyphochytriales.

## Saprolegniales

Marine forms, parasites of diatoms and algae, or in fresh water and soil, the water molds, with abundant mycelium; hyphae without constrictions; oogonium with several oospores.

## Leptomitales

Water forms; hyphae constricted, with cellulose plugs; oogonium with a single oospore.

## Lagenidiales

Primarily aquatic, mostly parasitic on algae and water molds; thallus simple; zoospores formed by cleavage within sporangium or partly or wholly in an evanescent external vesicle.

## Peronosporales

Downy mildews and white rusts. Primarily terrestrial, living in soil or parasitic on vascular plants; in the latter case, zoosporangia function as conidia. **Albuginaceae.** The white rusts. Conidia (sporangia) in chains on club-shaped conidiophores borne in dense sori beneath epidermis of host, the sori forming white blisters; intercellular mycelium with globose haustoria.

**Pythiaceae.** Conidiophores differing little from assimilative hyphae; mycelium saprophytic or parasitic, but if latter within cells and without haustoria. Two genera, *Phytophthora*, which includes the potato blight and other pathogens, and *Pythium*, causing damping-off, are especially important.

**Peronosporaceae.** Downy mildews. Conidia are borne singly or in clusters at tips of usually branched, rarely clavate, conidiophores emerging through stomata; haustoria various.

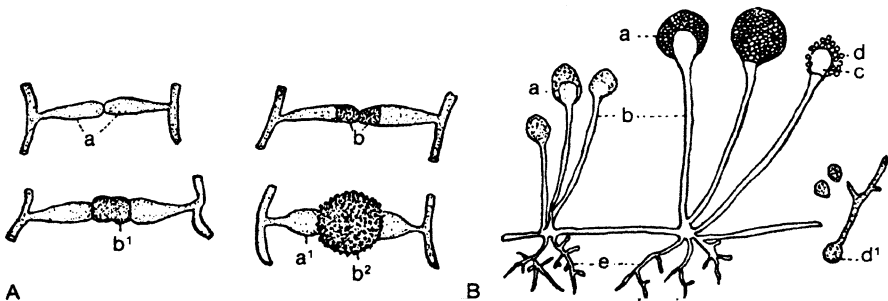
## Zygomycota

The thalli are vesicular, or more often represent a coenocytic, multinucleate mycelium (with aseptate hyphae). The gametangial cells conjugate and form a thick-walled, persistent resting spore, called a zygospore (see Fig. 2.2). Motile sex cells are absent, but sporangiospores and conidia are usually formed and dispersed by air. There are two classes, the Zygomycetes, and the Trichomycetes (mainly parasitic on insects). These classes differ by morphological and chemical characteristics.

### Zygomycetes

#### Mucorales

Profuse mycelium, much branched; asexual reproduction by sporangia or conidia; sexual reproduction by zygospores from union of two branches of



**Figure 2.2** Reproduction of a Zygomycete (*Rhizopus*, order Mucorales). **A** suspensors (*a*) from different hyphae cut off gametes (*b*) of equal size which fuse (*b*<sup>1</sup>) to form a spiny zygospore (*b*<sup>2</sup>). **B** asexual sporangiospores (*d*) formed inside a sporangium (*a*) formed on a sporangiophore (*b*) around a columella (*c*). Hyphae are attached to substratum by rhizoids (*e*). Sporangiospore germinates by a germ tube (*d*<sup>1</sup>)

the same mycelium or from different mycelia. Some species damage fruits and vegetables in storage. Only two families are of much interest to plant pathologists.

**Mucoraceae.** Sporangiohores liberated by breaking up of thin sporangial wall; zygospores rough. *Mucor* and *Rhizopus* cause storage molds.

**Choanephoraceae.** Both sporangia and conidia present, the latter borne on swollen tips; zygospores naked. *Choanephora* is a weak parasite causing blossom blight or blossom-end rot of young fruits.

### Entomophthorales

Profuse mycelium, species frequently parasitic on insects or other animals, rarely on plants; anamorph spores modified sporangia functioning as conidia; zoospores free within a gametangial vesicle.

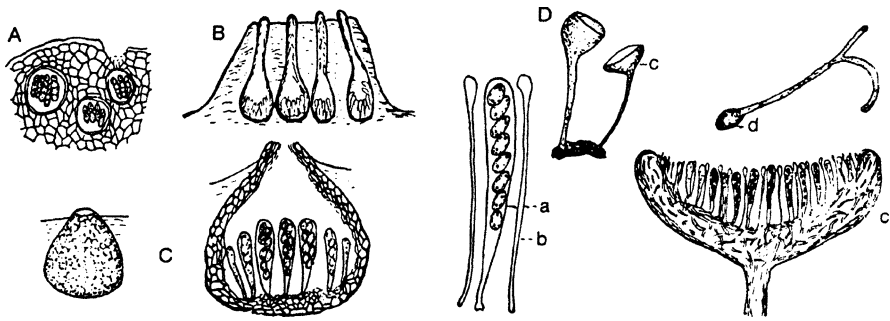
---

## Ascomycota

The thalli may consist of aseptate yeast cells or septate hyphae. Following meiosis, endogenous spores (ascospores) form within a cell called an ascus. There are three groups: Archiascomycetes (members lack ascogenous hyphae and ascocarps, and asci sometimes homologized with sporangia), Saccharomycetales (Ascomycetes, Yeasts: contain no ascogoneous hyphae and ascocarps; asci thin walled and may release ascospores by deliquescing or breaking) and Filamentous Ascomycetes (with functional sex organs – possess ascogonium, ascogenous hyphae and croziers that become enclosed in an ascocarp). The asci in Ascomycetes are aggregated in fructifications called ascomata (apothecia, cleistothecia, perithecia). The asexual states (anamorphs) of the Ascomycetes usually are classified in a separate class called Deuteromycetes.

### Ascomycetes

The diagnostic characteristics of this class are a septate mycelium (hyphae with cross walls) and the ascus, a sac, typically club-shaped or cylindrical, bearing the sexual spores, ascospores, usually eight in number. Asci may be formed on or in hyphae or cells but are usually grouped in structures, ascocarps, either in locules in a stroma or lining a cup-shaped fruiting body called



**Figure 2.3** Sexual reproduction in the Ascomycetes. **A** asci borne singly in locules in stroma (Myriangiiales). **B** perithecia with long necks or beaks immersed in stroma (Sphaeriales). **C** papillate perithecium in host tissue, opening with a mouth or ostioles (Sphaeriales). **D** Discosmycetes (Helotiales), ascus (*a*) and paraphyses (*a*) formed in a hymenial layer in a cuplike apothecium (*c*) and (*c'*); ascospore (*d*) germinates by germ tube

an apothecium or the walls of an enclosed round or flask-shaped perithecium. The young ascus has two nuclei, which fuse and then undergo generally three divisions to give the eight spores. In many genera paraphyses, thin sterile clubs, are formed between the asci (see Fig. 2.3).

Many ascomycetes have both a parasitic and a saprophytic stage. In their parasitic stage they usually produce conidia or anamorph spores, sometimes on groups of conidiophores growing out of the mycelium, sometimes in a special pycnidium. Similar structures sometimes found are spermagonia containing spermatia, small sex cells.

### Taphrinales

This order is now placed in the class Archiascomycetes. Hyphae bearing terminal chlamydospores or ascogenous cells, each of which produces a single ascus, usually forming a continuous hymenium-like layer on often modified tissues of hosts. Spore sac compound (a synascus) regarded as equivalent of numerous asci. Parasitic on vascular plants.

**Protomycetaceae.** Chlamydospores thick-walled, germinating after a rest period, the exospore splitting and the endospore emerging to form a large multispored spore-sac. Parasitic on vascular plants.

**Taphrinales.** Chlamydospores thin-walled; asci eight-spored but may become multispored by budding. Genera *Exoascus* and *Taphrina* cause leaf curl and leaf blisters and now *Exoascus* is usually considered a synonym of *Taphrina*.

Subclass **Euascomycetidae.** Asci borne in ascocarps.

## **Eurotiales**

The order is characterized by 1) asci free on mycelium or within sessile or stipitate ascocarps; 2) sexual fusion, usually by trichogyne and undifferentiated hypha; 3) spherical-to-ovoid evanescent asci; 4) single-celled ascospores that are oblate, spherical, globosa, or smooth or with reticulations, spines, or thickened rings; sometimes with appendages; 5) dry usually phialidic conidia; and 6) being known from a variety of often starchy, oily, or cellulosic substrates.

**Trichocomaceae.** Diversity of coverings are found over the asci: pseudo-parenchymatous

cleistothecia; stromata in which cleistothecia develop; stromata without cleistothecia; or wefty hyphal coverings over the asci.

**Pseudeurotiaceae.** Species have coiled ascocarp initials, hyaline, to dark cleistothecia, and scattered globose asci that are evanescent.

## **Ouygenales**

This order characterized by asci free on mycelium; fusion of gametangial hyphae variable without trichogyne but with ascogonium sometimes coiling; spherical to ovoid deliquescent asci; single-celled ascospores variously shaped.

**Gymnoasceae.** Cloistothecia around asci of loosely interwoven hyphae.

**Onygenaceae.** Ascocarp stalked and capitate, small to medium; peridium tough, opening above; ascospores pitted.

## **Erysiphales (Perisporiales)**

Parasites of higher plants; mycelium generally on surface of host; perithecia without true ostioles. The powdery mildews. White mycelium, with conidia in chains; perithecia rupturing with an apical tear or slit.

## **Meliolales**

Dark or black mildews. Mycelium dark; stroma unilocular, resembling a perithecium. Mycelium dark; asci exposed by gelatinization of upper portion of ascocarp.

## **Myriangiales**

Stroma well developed, often gelatinous; asci borne singly in locules. Nearly all are parasites on higher plants.

**Piedraiaceae.** Tropical fungi invades cuticle of hair of primates, including humans.

**Myriangiaceae.** Stroma pulvinate, often with lobes, nearly homogeneous.

**Elsinoaceae.** Stroma effused, with gelatinous interior and crustose rind.

### **Dothideales**

Mycelium immersed in substratum; stroma with hard, dark rind, soft and pale within; locules more or less spherical, resembling perithecial cavities.

**Capnodiaceae.** Sooty molds. Often on living plants associated with insect secretions. Stroma massive, carbonaceous, often excessively branched; fruiting bodies borne singly at tips of branches, resembling perithecia. This family is now placed in the order Capnodiales.

**Coryneliaceae.** Stroma lobed, each lobe with a single locule which is finally wide open. Martin places this in the Coryneliales.

**Dothideaceae.** Stroma not markedly lobed, locules immersed in groups; at maturity stroma is erumpent and superficial.

**Acrospermaceae.** Stroma typically uniloculate, clavate, erect; dehiscence by a fimbriate, often spreading, tip.

Martin places this family in the Coryneliales and adds, under Dothideales, Pseudo-sphaeriaceae, with asci more or less separated by stromatic tissue.

**Microthyriaceae** (including Asterineae and Trichopelteae). Stromatic cover of radial or parallel hyphae; chiefly tropical species.

### **Microthyriales**

Mycelium largely superficial; stroma flattened; dimidiate; opening by a pore or tear, simulating the upper half of a perithecium.

**Polystomellaceae** (including Stigmatheae). Mycelium largely internal, forming a hypostroma; fruiting stroma subcuticular or superficial.

**Trichothyriaceae.** Superficial mycelium irregular or lacking; base of stroma well developed; parasitic on other fungi.

### **Pleosporales**

Ostiole an elongated slit on a usually flattened, elongate apothecium, bearing asci in a flat, basal layer.

**Hysteriaceae.** Ascocarps superficial from the first; black, carbonaceous, round or elongate.

**Micropeltaceae** (Hemisphaeriaceae). Internal mycelium scanty; stromatic cover not of radially arranged hyphae; chiefly tropical species. This family now placed in order Pleosporales; formerly in Microthyriales.

### **Hypocreales**

Perithecia, and stromata if present, bright colored, soft, and fleshy. Martin gives two families.

**Nectriaceae**. Asci elliptical to cylindrical; inoperculate; ascospores various but never long-filiform.

**Clavicipitaceae**. Asci long-cylindrical, with a thickened tip, ascospores long-filiform.

### **Sphaeriales (Pyrenomycetes)**

Mycelium well developed; perithecia dark, more or less hard, carbonaceous, with an ostiole typically circular in section; with or without stromata; asci inoperculate (without a lid) but spores discharged with force; paraphyses and periphyses usually present.

**Chaetomiaceae**. Perithecia superficial, hairy, walls membranous; asci deliquescent; ascospores dark; paraphyses wanting. Now placed in order Sordariales.

**Sordariaceae** (Fimetariaceae). Perithecia superficial, walls membranous, naked or sparsely setose; asci discharging spores forcibly. Now placed in order Sordariales.

**Sphaeriaceae**. Perithecia superficial, walls carbonaceous, mouths papillate.

**Ceratostomataceae**. Perithecia superficial, carbonaceous, with long, hair-like beaks.

**Cucurbitariaceae**. Stroma present but perithecia completely emergent at maturity; formed in groups.

**Amphisphaeriaceae**. Bases of perithecia persistently immersed in stroma; mouths circular.

**Lophiostomataceae**. Bases of perithecia persistently immersed in stroma; mouths compressed, elongate.

**Sphaerellaceae** (Mycosphaerellaceae). Perithecia immersed in substratum; stroma lacking or poorly developed; asci not thickened at tips; mouths of perithecia papillate.

**Gnomoniaceae**. Perithecia immersed in substratum; usually beaked; asci thickened at tips. This family has been eliminated: *Gnomonia* species are in the order Dothideales.



**Clypeosphaeriaceae.** Stroma a shieldlike crust (clypeus) over perithecia, through which necks protrude.

**Valsaceae.** Stroma composed of mixed host and fungal elements; perithecia immersed, with long necks; conidia borne in cavities in stroma.

**Melanconidiaceae.** Like Valsaceae but conidia borne superficially on the stroma.

**Diatrypaceae.** Stroma composed wholly of fungus elements; in some genera present only in conidial stage; perithecia develop under bark; ascospores small, allantoid, hyaline to yellow-brown. This family now placed in order Xylariales.

**Melogrammataceae.** Conidia typically borne in hollow chambers in stroma composed of fungal elements; ascospores one- to many-celled, hyaline or brown.

**Xylariaceae.** Conidia borne in superficial layer on surface of stroma; ascospores one- to two-celled, blackish brown.

Martin does not use the order Sphaeriales. He places some of the above families in separate orders. This family now placed in order Xylariales.

### **Laboulbeniales**

Minute parasites on insects or spiders; mycelium represented by a small number of basal cells functioning as haustorium and stalk.

### **Phacidiales (= Rhytismatales)**

Discomycetes in which the hymenium is covered by a membrane until ascospores are mature, then splitting stellately or irregularly.

**Phacidiaceae.** Ascocarps leathery or carbonaceous, black, remaining embedded in host tissue or in stroma; hypothecium thin.

Martin includes Tryblidiaceae, ascocarps leathery, immersed, hypothecium thick; but Ainsworth and Bisby place members of this family in the Helotiales.

### **Helotiales**

Discomycetes without a membrane; asci inoperculate, opening with a definite pore. Cup fungi.

**Geoglossaceae.** Ascocarps calvate or caplike, hymenium covering convex upper portion.

**Ascocorticiaceae.** Fructification effused, indeterminate, without excipulum; paraphyses lacking.

**Stictidiaceae.** Ascocarps first immersed in substratum, then erumpent; asci long-cylindrical with thickened apex; ascospores filiform, breaking up into segments at maturity.

**Cyttariaceae.** Ascocarps compound, in form of subglobose stromata bearing numerous apothecial pits. Now placed in order Cyttariales; no family.

**Patellariaceae.** Apothecia leathery, horny, cartilaginous, or gelatinous; tips of paraphyses united to form an epithecium; asci thick-walled. Now placed in order Patellariales; no family.

**Mollisiaceae.** Apothecia waxy or fleshy; peridium of rounded or angular, mostly thin-walled, dark cells forming a pseudoparenchyma.

**Helotiaceae.** Apothecia soft, fleshy, stalked; peridium of elongate, thin-walled, bright-colored hyphae, arranged in parallel strands.

**Sclerotiniaceae.** Apothecia arising from a definite sclerotium or stromatized portion of the substratum; stalked, cup-shaped, funnel-form, or saucer-shaped; usually brown; asci inoperculate, usually 8-spored; spores ellipsoidal, often flattened on one side, usually hyaline; spermatia globose to slightly ovate; conidial forms lacking in many genera.

These families are from Martin's 1954 *Key to Families*. His 1961 list puts Ostropaceae in the Ostropales and Patellariaceae in the Hysteriales. Ainsworth and Bisby list Geoglossaceae and put all other genera under "other Helotiales."

## **Pezizales**

Asci operculate, opening by a lid; hymenium exposed before maturity of spores; apothecia often brightly colored; most forms saprophytic.

**Pezizaceae.** Apothecia cup-shaped or discoid; sessile or stalked.

**Helvellaceae.** Fruit bodies upright, columnar or with a stalk and cap; sometimes edible.

## **Tuberales**

Ascocarp hypogaeic, remaining closed; hymenium covered with a pseudo-tissue or hymenium lacking and asci filling cavities; mostly subterranean; includes edible truffles.

**Tuberaceae.** Interior waxy at maturity; asci persistent. This family now placed in order Pezizales. The order Tuberales has been eliminated.

**Elaphomycetaceae.** Interior powdery at maturity; asci disappearing early, leaving interior filled with spores. This family now placed in order Pezizales. The order Tuberales has been eliminated.

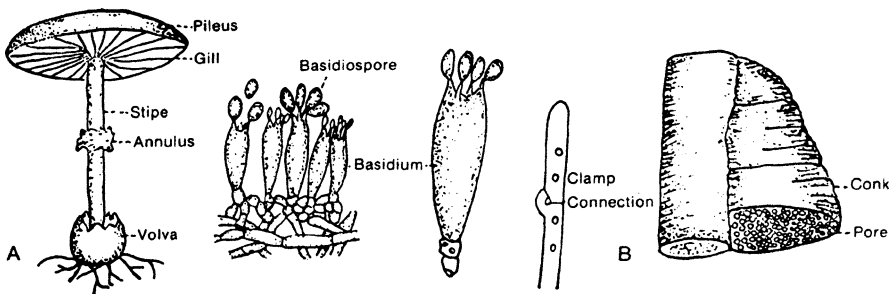
## Basidiomycota

The thalli may contain budding cells which are formed successively by new inner layers which burst through the outer layers. After meiosis, the haploid cells are formed exogenously by budding and are called basidiospores or sporidia. Endogenous spores (sporangiospores or ascospores) are absent in Basidiomycota.

The structures on which haploid spores resulting from meiosis are formed are termed basidia and usually bear a constant number of spores, 2 or 4, occasionally more. The basidia are differentiated on dikaryotic hyphae usually in or on fruiting bodies called basidiomata. The basidia may also be formed on resting spores called teliospores (see Fig. 2.4). Dikaryotic resting spores may also germinate with a shorter or longer tube, which is termed promycelium. The three classes now distinguished are the Ustomycetes, the Urediniomycetes and the Basidiomycetes.

The Ustomycetes propagate mainly by budding cells; septate hyphae may be present, but are rare. After meiosis, resting spores form short, often septate promycelia, which produce budding cells laterally or terminally. Characteristic basidia or basidiospores are absent.

The Urediniomycetes form basidia, which after meiosis form uninucleate cells by transverse septation. Each cell forms a single, stalked basidiospore.



**Figure 2.4** Reproduction in Basidiomycetes. **A**, mushroom (Agaricaceae) with cap of pileus lined with gills bearing basidia germinating by basidiospores. **B**, sporophore, or conk, in Polyporaceae where basidia line pores instead of gills. Mycelium in basidiomycetes sometimes have a structure around a septum called a clamp connection

Nearly all Urediniomycetes are obligate parasites of vascular plants and are known as rust fungi.

The Basidiomycetes form basidia, which usually remain aseptate after meiosis; the basidiospores are arranged in an apical whorl and are sessile or stalked. The septa of the hypha have characteristic central pores termed dolipores, with thickened walls and caps. Dolipores are not present in the Ustomycetes and the Urediniomycetes.

### Ustomycetes

Ustomycetes include about 500 species belonging to two orders; the plant parasitic Ustilaginales (smut fungi), and the Sporidiales (red yeasts).

### Ustilaginales

The smuts. Spore masses are usually black; spores are heavy-walled chlamydospores, germinating by a promycelium (basidium) and four or more sporidia (basidiospores).

**Ustilaginaceae.** Smuts. Basidiospores are produced on sides of a four-celled promycelium.

**Tilletiaceae.** Smuts. Elongated basidiospores produced in a cluster at tip of a non-septate promycelium or basidium.

### Urediniomycetes

Urediniomycetes – have cylindrical, often slightly curved, transversely septate basidia. Each cell forms a sterigma with a basidiospore, which is forcibly discharged when mature. Usually basidia develop on resting spores called teliospores. The Urediniomycetes contain two orders, the Uredinales (rust fungi, obligate parasites on vascular plants) and the Auriculariales.

### Uredinales

The rusts. More than 5000 species have been described in about 300 genera. Always parasitic in vascular plants; teliospores or probasidia germinate with a promycelium divided transversely into four cells, each producing a single basidiospore on a sterigma; spore masses are yellowish or orange, and there are several spore forms.

**Melampsoraceae.** Teliospores sessile, in crusts, cushions, or cylindrical masses, or solitary, or in clusters, in mesophyll or epidermis of host. Now placed in the order Melanosporales.

**Pucciniaceae.** Teliospores usually stalked, separate, or held together in gelatinous masses; sometimes several on common stalks; less frequently sessile, catenulate, breaking apart.

**Auriculariaceae.** Basidia with transverse septa; typically gelatinous. The genus *Helicobasidium* causes violet root rot and the genus *Herpobasidium* causes blight of lilac. Now placed in the order Auriculariales.

**Septobasidiaceae** (Felt fungus). Arid, lichenoid, parasitic on scale insects; probasidia often with thickened walls. Now placed in the order Septobasidiales.

There are six other families, of no particular interest from the standpoint of plant disease.

## Basidiomycetes

Basidiomycetes – About 10,000 species have been described and includes the mushrooms and the bracket fungi formed on trees. Most grow in the soil and many form mycorrhiza with roots of forest trees. The hyphae in general are septate and dikaryotic. The septa of the hyphae often have clamp connections, hyphal outgrowths formed during cell division and forming a connection between two cells. The basidia are formed in or on basidiomata on dikaryotic hyphae or on dikaryotic resting spores (teliospores). At maturity they are arranged either in a free, open layer termed hymenium or enclosed in fungal structures termed gleba. The basidiospores are sessile or more often develop on sterigmata. Young basidia are dikaryotic, until the nuclei fuse and meiosis follows. The two, four or more haploid nuclei migrate into the basidiospores, which usually are uni-, occasionally binucleate. Those orders containing plant parasitic species are included below.

## Graphioliales

**Graphiolaceae.** False smuts. Black, erumpent sori and spores in chains; on palms in warmer regions.

## Tremellales

**Trembling fungi.** Basidiocarp usually well developed, often gelatinous varying to waxy or leathery hornlike when dry; mostly saprophytic, sometimes parasitic on mosses, vascular plants, insects, or other fungi.

## Agaricales

Hymenium (fruiting layer) present, exposed from beginning or before spores are matured.

**Exobasidiaceae.** Hymenium on galls or hypertrophied tissues of hosts, which are vascular plants. Martin places this in a separate order, Exobasidiales.

**Thelephoraceae.** Hymenium smooth or somewhat roughened or corrugated; basidiocarp weblike or membranous, leathery or woody; hymenium on lower side. Now placed in order Aphyllophorales.

**Clavariaceae.** Hymenium smooth, pileus more or less clavate or club-shaped, erect, simple or branched, fleshy or rarely gelatinous; hymenium on all surfaces. Now placed in order Aphyllophorales.

**Hydnaceae.** Hymenium covering downward-directed spines, warts, or teeth. Now placed in order Aphyllophorales.

**Polyporaceae.** Hymenium lining pores (pits or tubes); hymenophore woody, tough or membranous, rarely subfleshy but never soft. Martin places this family and the preceding three in another order, Polyporales. Now placed in order Aphyllophorales.

**Boletaceae.** Fruiting surface poroid or occasionally pitted; basidiocarp fleshy to tough or membranous.

**Agaricaceae.** The mushrooms. Fruiting bodies usually fleshy, sometimes tough or membranous, often with a stipe and cap; hymenophore lamellate, with gills.

## Hymenogastrales

Hymenium present in early stages, lining chambers of the gleba, closed fruiting body, which is fleshy or waxy, sometimes slimy and fetid at maturity.

### Phallales

Gleba slimy and fetid; exposed at maturity on an elongated or enlarged receptacle.

### Lycoperdales

The puffballs. Gleba powdery and dry at maturity; spores usually small, pale.

### Sclerodermatales

Gleba powdery at maturity; chambers not separating from peridium or each other; spores usually large, dark.

**Nidulariales**

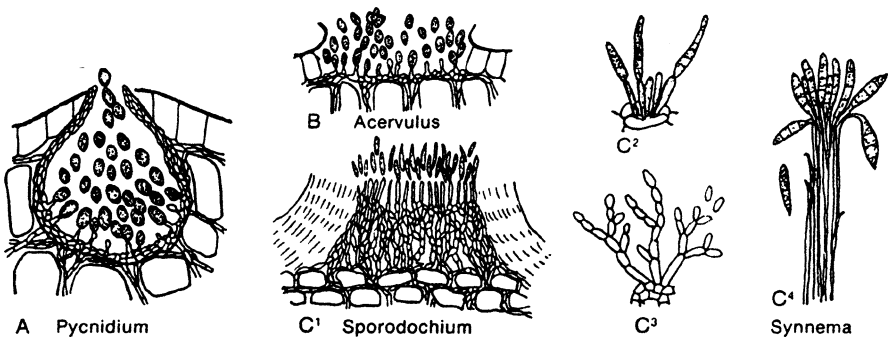
Bird’s nest fungi. Gleba waxy; chamber with distinct walls forming peridioles (the eggs in the nest), which serve as propagules of dissemination.

**Deuteromycetes – Fungi Imperfecti (Mycelia Sterilia)**

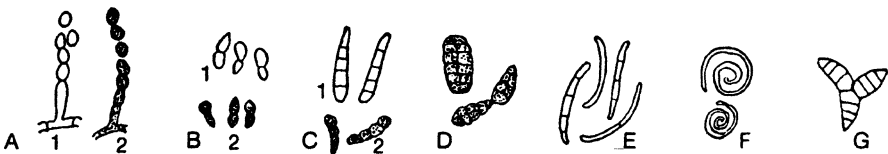
Anamorph fungi are those for which a teleomorph state is not yet known or does not exist. Most of them are in the Ascomycetes. The groupings are based on conidia: hyaline or colored; with one, two, or several cells; formed in pycnidia, on acervuli (little cushions of hyphae breaking through the host epidermis), or free on the surface of the host (see Figs. 2.5 and 2.6).

**Sphaeropsidales**

Conidia borne in pycnidia or chambered cavities.



**Figure 2.5** Spore formation in the Deuteromycetes. **A** Sphaeropsidales, conidia in pycnidium. **B** Melanconiales, conidia in acervulus. **C** Moniliales – **C<sup>1</sup>** sporodochium of Tuberculariaceae; **C<sup>2</sup>** dard conidiophores and conidia of Dematiaceae; **C<sup>3</sup>** hyaline conidia in chains, Moniliaceae; **C<sup>4</sup>** conidiophores grouped into a synnema, Stilbaceae



**Figure 2.6** Spore forms in the Deuteromycetes, commonly designated by letters and figures. **A** Amerosporae, one-celled; **A<sup>1</sup>** Hyalosporae, spores hyaline; **A<sup>2</sup>** Phaeosporae, spores dark. **B** Didymosporae, two-celled; **B<sup>1</sup>** Hyalodidymae, hyaline; **B<sup>2</sup>** Phaeodidymae, dark. **C** Phragmosporae, spores with two or more cross septa; **C<sup>1</sup>** Hyalophragmiae, hyaline or light; **C<sup>2</sup>** Phaeophragmiae, dark. **D** Dictyosporae, muriform spores. **E** Scolecosporae, filiform spores. **F** Helicosporae, spirally coiled spores. **G** Staurosporae, starlike spores

**Sphaeroidaceae** (Sphaeropsidaceae Phyllostictaceae). Pycnidia more or less globose, ostiolate or closed; walls dark, tough, leathery or carbonaceous.

**Nectrioidaceae**. As above but walls or stroma bright-colored, fleshy or waxy.

**Leptostromataceae**. Pycnidia dimidate (having the outer wall covering only the top half); usually radiate, sometimes long and cleft.

**Excipulaceae**. Pycnidia discoid or cupulate.

### **Melanconiales**

Conidia borne in definitely circumscribed acervuli; erumpent (breaking through the substratum).

**Melanconiaceae**. Conidia are slime-spores; cause anthracnose diseases.

### **Moniliales**

Conidiophores (specialized hyphae bearing conidia) superficial, entirely free or bound in tufts or in cushionlike masses (sporodochia).

**Pseudosaccharomycetaceae** (Cryptococcaceae). False yeasts. Hyphae scanty or nearly lacking; reproduction by budding but not germinating by repetition.

**Sporobolomycetaceae**. False yeasts. Reproduction by budding and germination by repetition; probably anamorph species of the Tremellales, in the Basidiomycetes.

**Moniliaceae**. Hyphae and spores hyaline or brightly colored; conidiophores not grouped together.

**Dematiaceae**. Same as Moniliaceae but hyphae or conidia, or both, brownish to black.

**Stilbaceae** (Stilbellaceae). Conidiophores united into a coremium or synnema, an upright group of hyphae.

**Tuberculariaceae**. Hyphae and conidiophores combined in a sporodochium, a tight, spore-bearing mass.



---

# BACTERIA

The fact that bacteria can cause plant diseases was discovered almost simultaneously in four different countries, with the United States claiming first honors. In 1878 Professor T. J. Burrill of the University of Illinois advanced the theory that fire blight of apple and pear was due to the bacteria that he found constantly associated with blighted tissues. In 1879, the French scientist Prillieux published a paper on bacteria as the cause of rose-red disease of wheat; in 1880 the Italian Comes recognized bacteria as pathogenic to plants; in 1882 Burrill named his fire-blight organism *Micrococcus amylovorus*; and in 1883 Walker in Holland reported the bacterial nature of yellows disease of hyacinth. It remained, however, for Erwin F. Smith, of the U.S. Department of Agriculture, to do most of the pioneer work in this field and to convince the world that bacteria were to blame for so many diseases. He spent a lifetime in the process, starting with peach yellows, and going on to a study of crown gall and its relation to human cancer. In 1905 the first volume of his monumental work *Bacteria in Relation to Plant Diseases* was published.

There are about 80 species of bacteria which cause plant disease and many of them consisting of numerous pathovars. Bacterial diseases fall into three categories: (1) a wilting, as in cucumber wilt, due to invasion of the vascular system, or water-conducting vessels; (2) necrotic blights, rots, and leaf spots, where the parenchyma tissue is killed, as in fire blight, delphinium black spot, soft rot of iris and other plants with rhizomes or fleshy roots; (3) an overgrowth or hyperplasia, as in crown gall or hairy root.

Pathogenic bacteria apparently cannot enter plants directly through unbroken cuticle but get in through insect or other wounds, through stomata, through hydathodes, possibly through lenticels, and often through flower nectaries. They can survive for some months in an inactive state in plant tissue, as in holdover cankers of fire blight, and perhaps years in the soil, although claims for extreme longevity of the crown-gall organism in soil are discounted.

Most of these plant disease bacteria have had their genus names changed several times since they were first described, and some species have been

combined. Classification of bacteria will probably change further in future years. Where genus and/or species names have been changed, the old name is given in parentheses. The genera and species used in this text agree with those given in Ninth Edition of Bergey's Manual of Determinative Bacteriology (1994) and recent articles in the J. Systematic Bacteriology. Walter H. Burkholder, of Cornell University, who revised the portions of the *Manual* dealing with plant pathogens, followed in the footsteps of Erwin F. Smith by spending his life with bacterial diseases of plants, as did Charlotte Elliott of the U.S. Department of Agriculture, from whose *Manual of Bacterial Plant Pathogens* much information on disease symptoms have been taken.

Two kinds of prokaryotes (organisms that lack a true nucleus) cause disease in plants. Bacteria have a cell membrane, a rigid cell wall, and often one or more flagella. The mollicutes, or phytoplasmas lack a cell wall and have only a single-unit membrane. A general classification of plant pathogenic prokaryotes is shown below:

Kingdom: Prokaryotae – Organisms with genetic material not organized into a nucleus that is not surrounded by a membrane.

Bacteria: Have a cell membrane and cell wall.

**Part I:** Gram-negative aerobic rods and cocci.

FAMILY: Pseudomonadaceae

GENUS: *Pseudomonas*, rod-shaped, one or several polar flagella, colonies white.

*Xanthomonas*, rod-shaped, one polar flagellum, colonies yellow.

*Xylella*, rod-shaped, under some cultural conditions filamentous; nonmotile, aflagellate, nonpigmented.

*Burkholderia*, rod-shaped bacteria, motile by one or more polar flagella, colonies white, nutrition very versatile.

*Acidovorax*, rod-shaped bacteria, motile by single polar flagellum, colonies white, limited number of sugars are used for growth.

*Rhizomonas*, small rod-shaped bacteria, motile by single polar flagellum, colonies slow growing and white, causes corky root of lettuce.

*Rhizobacter*, rod-shaped bacterium with one lateral or polar flagellum, colonies white to yellowish-white depending upon the medium, causes carrot bacterial gall.

Ralstonia, rod-shaped bacterium with single polar flagellum, colonies white and usually pleomorphic in shape, causes bacterial wilt in over 200 species of plants.

Xylophilus, rod-shaped bacterium with single polar flagellum, colonies yellow and slow-growing, causes cankers on grape vines.

FAMILY: Rhizobiaceae

GENUS: Agrobacterium, rod-shaped sparse lateral flagella, colonies white, rarely yellow.

**Part II:** Gram-negative facultative anaerobic rods.

FAMILY: Enterobacteriaceae

GENUS: Erwinia, peritrichous flagella, colonies white or yellow.

Pantoea, peritrichous flagella, colonies yellow. Nutritionally restricted.

**Part III:** Irregular, Gram-positive, nonsporing rods.

FAMILY: Mycobacteriaceae – The plant pathogens formerly classified into the genus Corynebacterium were separated into the genera: Clavibacter, Curtobacterium, Rhodococcus, Anthrobacter, and Rathoyibacter. Bacteria in all genera are pleomorphic rods and form yellow colonies that are slow growing. Separation of the genera is based primarily on the presence of specific amino acids in the cell walls. Positive identification of the genera is very difficult.

GENUS: Clavibacter. Contains important phyto-pathogenic bacteria formerly classified as Corynebacterium.

**Part IV:** Actinomycetes, bacteria forming branching filaments.

FAMILY: Streptomycetaceae

GENUS: Streptomyces. Gram-positive, aerial mycelium with chains of nonmotile conidia.

**Part V:** Mollicutes, prokaryotes that have a cell membrane but no cell wall.

FAMILY: Mycoplasmataceae, the plant mycoplasmalike organisms-phytoplasmas. Spiroplasmataceae.

GENUS: Spiroplasma, helical, motile but lacking flagella.

Phytoplasma, pleomorphic cells not culturable in artificial medium.

The taxonomy of the plant pathogenic fastidious phloem-limited bacteria is still unknown, and the taxonomy of the phytoplasmas, and of the spiroplasmas is tentative. Furthermore, Richettsialike organisms (RLOs) have been reported to be associated with a number of plant diseases. RLOs are also cultured with difficulty which is a characteristic similar to the phytoplasmas. On this basis, both phytoplasmas and RLOs are referred to as 'fastidious prokaryotes'. There are more than 200 distinct plant diseases affecting several hundred genera of plants which have been shown to be caused by the Mollicutes.

The taxonomic scheme for mollicutes and phytoplasmas is difficult to present in this handbook since morphological criteria are limited and both the criteria used in bacteriology and the serological methods used in virology are difficult to apply because phytoplasmas (except for spiroplasma) have not been cultured. Thus the true nature of phytoplasmas and RLOs, and their taxonomic position among microorganisms is uncertain. In practice, the diseases caused by mollicutes have been taxonomically been treated individually. The elucidation of true relatedness among these organisms awaits further research.

The general nature of the symptoms and the name of the host plant will, in many cases, leave little doubt as to the identity of a bacterial disease. In the case of the soft rot due to *Erwinia carotovora* the nose alone is a reliable guide. In other cases identification must be left to the technically trained bacteriologist. It involves special staining technique, for examination of form and motility under the microscope, and to see whether it is Gram-negative or Gram-positive, and special culture technique to determine shape, color, and texture of colonies on agar and gelatin, production of gases, fermentation of sugar, coagulation of milk, etc. If you are in doubt about a plant disease, and the absence of fungus fruiting bodies leads you to believe that bacteria may be at work, send a specimen to your State Experiment Station for expert diagnosis.

---

# VIRUSES, VIROIDS, PHYTOPLASMAS

---

## Viruses

The word virus means poison or venom. When it is used in connection with a plant disease, it means a filterable virus, an infective principle or etiological agent so small it passes through filters that will retain bacteria. Virus diseases in man range from infantile paralysis to the common cold and in plants from “breaking” of tulip flowers to the deadly raspberry ringspot disease on the Malling Jewel variety of raspberry.

Viruses are obligate parasites in that they are capable of increasing only in living cells. They are not organisms in the usual sense because they do not multiply by growth and fission, and they are too complex to be chemical molecules. F. C. Bawden, in the 1964 edition of his *Plant Viruses and Virus Diseases*, defines viruses as “submicroscopic infective entities that multiply only intracellularly and are potentially pathogenic.”

Virus diseases are old; our knowledge of them is relatively recent. Tulip mosaic, shown as breaking of flower color, was described in a book published in 1576. In 1892 it was shown that the cause of tobacco mosaic could pass through a bacteria-proof filter, and in 1935 a crystalline protein was prepared from tobacco mosaic virus juice. At present we believe that virus particles contain only two major components, nucleic acid embedded in a protein structure, and that they are built of uniform-sized subunits arranged in a fixed and regular manner. Many plant viruses contain ribonucleic acid (RNA). Some plant viruses and many animal viruses contain deoxyribonucleic acid (DNA) instead of RNA. X-ray diffraction and electron microscopy have shown something of the morphology of virus particles. Some are rods, some filiform, and some are isometric, but polyhedral rather than spherical. They apparently act not as organisms but as disturbances in the host metabolism of nucleic acid.

There are over 850 described plant virus species. Many of the described viruses are definitive members of genera, whose names have been approved by the ICTV (International Committee on Taxonomy of Viruses) to be viruses and could be agents of other kinds. For example, aster yellows and elm phloem necrosis were thought for some time to be caused by viruses, but have now been determined to be caused by phytoplasmas. Moreover, in ► Chap. 4 some phytoplasma may still be positioned under bacterial or viral caused disease since their true identity is not yet known or that the confirmation of identity has been made but missed for inclusion in the 7th edition. In addition, potato spindle tuber and chrysanthemum stunt disease were long thought to be caused by viruses, but have now been determined to be caused by viroids. Viroids consist solely of small RNAs with no protein coat. There are now about 30 plant diseases that have been identified as having viroid causal agents including potato spindle tuber, chrysanthemum stunt, citrus exocortis, chrysanthemum chlorotic mottle, and cadang-cadang of palm. More diseases caused by viroids will probably be identified in future years. There are now about 68 identified phytoplasmas and finally, some plant diseases formerly thought to be caused by viruses have now been determined to be caused by spiroplasma, such as citrus stubborn disease. Thus the field of virology has changed somewhat in recent years. In order to simplify the discussion of these viruses and viruslike agents and the diseases they cause, these agents are grouped under virus diseases, since the symptoms which they cause in plants are similar.

Some viruses attack a large number of different plants and are of great economic importance; others are confined to a single host. Virus symptoms fall into several categories, but commonly there is loss of color due to the suppression of chlorophyll development. Foliage may be mottled green and yellow, mosaic, or have yellow rings (ring spot); or there may be a rather uniform yellowing (yellows). Stunting is common. The reduction in manufactured food from the chlorophyll loss leads to smaller size, shorter internodes, smaller leaves and blossoms, and reduced yield. There may be various distortions of leaves and flowers, witches' brooms, or rosettes. There may be necrotic symptoms with death as the end result, and sometimes symptoms are "masked," not showing up under certain conditions, such as hot weather, or latent, not appearing until another virus is also present.

Viruses are transmitted from plant to plant by: insects, mites, fungi, and nematodes; rubbing, abrasion, or other mechanical means (sometimes handling tobacco and merely touching a healthy plant spreads mosaic); grafting

or propagation by cuttings and bulbs; occasionally seeds; sometimes soil and water; and dodder, parasitic vines whose tendrils link one plant to another. About half of the insect vectors are aphids; a third are leafhoppers. Mealybugs and whiteflies transmit some viruses, and six, including tomato spotted wilt, are transmitted by thrips. In some cases the virus multiplies within the insect as well as in the plant. Some viruses have many different vectors, 50 being recorded for onion yellow dwarf, and some have but a single known vector.

Control of virus diseases starts with obtaining healthy seed, cuttings, or plants. “Certified” means that plants have been inspected during the growing season and found free of certain diseases. Virus-free foundation stock can be built up from heat treatment – roving plants at high temperatures for weeks or even months – and/or meristem tip cultured plants. Virus-free stock is tested by “indexing”, bioassays and/or serological assays, before using stock for propagating. Controlling insect vectors (by spraying plants or treating soil with systemic insecticides), eliminating weed hosts, roguing diseased plants before insects can transmit the virus, and using resistant varieties are all ways of combating virus diseases.

This handbook does not deal predominantly with the characteristics of the causal viral agent, but with the disease caused by the virus, viroids and phytoplasmas.

Viruses are classified now in the traditional taxonomic system (family – genus – species). Formal use of a virus species name should be printed in italics with the first word capitalized; an acronym, when used, should also be capitalized. In this book however, we used bold font for the generic name of viruses. Generally, the species name consists of the vernacular plus the generic names. For example, *Tomato spotted wilt tospovirus* is the species name, tomato spotted wilt virus is the vernacular name and *Tospovirus* the generic name. The scheme of virus and viroid classification (shown below) according to Murphy et al. (1995) and Brunt et al. (1996) include the following data: genus of virus, family (if designated), kind of nucleic acid in genome, shape of virions, presence of envelope and the type species:

---

### **Alfamovirus**

*Bromoviridae*; (+)ssRNA; isometric particles; not enveloped; alfalfa mosaic virus.

---

### **Alphacryptovirus**

*Partitiviridae*; dsRNA; isometric particles; not enveloped; white clover cryptic virus 1.

---

**Badnavirus**

dsDNA; bacilliform particles; not enveloped; commelina yellow mottle virus.

---

**Betacryptovirus**

*Partitiviridae*; dsRNA; isometric particles; not enveloped; white clover cryptic virus 2.

---

**Bigeminivirus**

*Geminiviridae*; ssDNA; isometric particles; not enveloped; bean golden mosaic virus.

---

**Bromovirus**

*Bromoviridae*; (+)ssRNA; isometric particles; not enveloped; bromegrass mosaic virus.

---

**Bymovirus**

*Potyviridae*; (+)ssRNA; filamentous particles; not enveloped; barley yellow mosaic virus.

---

**Capillovirus**

(+)ssRNA; filamentous particles; not enveloped; apple stem grooving virus.

---

**Carlavirus**

(+)ssRNA; filamentous particles; not enveloped; carnation latent virus.

---

**Carmovirus**

*Tombusviridae*; (+)ssRNA; isometric particles; not enveloped; carnation mottle virus.

---

**Caulimovirus**

dsDNA; filamentous particles; not enveloped; cauliflower mosaic virus.

---

**Closterovirus**

(+)ssRNA; filamentous particles; not enveloped; beet yellows virus.

---

**Comovirus**

*Comoviridae*; (+)ssRNA; isometric particles; not enveloped; cowpea mosaic virus.

---

**Cucumovirus**

*Bromoviridae*; (+)ssRNA; isometric particles; not enveloped; cucumber mosaic virus.



---

### **Cytorhabdovirus**

*Rhabdoviridae*; *Mononegavirales*;  
(-)ssRNA; bacilliform particles;  
enveloped; lettuce necrotic yellows  
virus.

---

### **Dianthovirus**

(+)ssRNA; isometric particles; not  
enveloped; carnation ringspot virus.

---

### **Enamovirus**

(+)ssRNA; isometric particles;  
not enveloped; pea enation mosa-  
ic virus.

---

### **Fabavirus**

*Comoviridae*; (+)ssRNA; isometric  
particles; not enveloped; broad bean  
wilt virus 1.

---

### **Fijivirus**

*Reoviridae*; dsRNA; isometric par-  
ticles; not enveloped; Fiji disease  
virus.

---

### **Furovirus**

(+)ssRNA; rod-shaped particles; not  
enveloped; soil borne wheat mosaic  
virus.

---

### **Hordeivirus**

(+)ssRNA; rod-shaped particles;  
not enveloped; barley stripe mosaic  
virus.

---

### **Hybrigeminivirus**

*Geminiviridae*; ssDNA; isometric  
particles; not enveloped; beet curly  
top virus.

---

### **Idaeovirus**

(+)ssRNA; isometric particles; not  
enveloped; raspberry bushy dwarf  
virus.

---

### **Ilarvirus**

*Bromoviridae*; (+)ssRNA; isomet-  
ric particles; not enveloped; tobacco  
streak virus.

---

### **Ipomovirus**

*Potyviridae*; (+)ssRNA; filamen-  
tous particles; not enveloped; sweet  
potato mild mottle virus.

---

### **Luteovirus**

(+)ssRNA; isometric particles; not  
enveloped; barley yellow dwarf  
virus.

**Machlomovirus**

(+)ssRNA; isometric particles; not enveloped; maize chlorotic mottle virus.

**Nepovirus**

*Comoviridae*; (+)ssRNA; isometric particles; not enveloped; tobacco ringspot virus.

**Macluravirus**

(+)ssRNA; filamentous particles; not enveloped; maclura mosaic virus.

**Nucleorhabdovirus**

*Rhabdoviridae*; *Mononegavirales*; (-)ssRNA; bacilliform particles; enveloped; potato yellow dwarf virus.

**Marafivirus**

(+)ssRNA; isometric particles; not enveloped; maize rayado fino virus.

**Oryzavirus**

*Reoviridae*; dsRNA; isometric particles; not enveloped; rice ragged stunt virus.

**Monogeminivirus**

*Geminiviridae*; ssDNA; isometric particles; not enveloped; maize streak virus.

**Ourmiavirus**

(+)ssRNA; bacilliform particles; not enveloped; ourmia melon virus.

**Nanavirus**

ssDNA; small isometric particles; not enveloped; subterranean clover stunt virus.

**Phytoreovirus**

*Reoviridae*; dsRNA; isometric particles; not enveloped; wound tumor virus.

**Necrovirus**

(+)ssRNA; isometric particles; not enveloped; tobacco necrosis virus.

**Potexvirus**

(+)ssRNA; filamentous particles; not enveloped; potato virus X.

### Potyvirus

*Potyviridae*; (+)ssRNA; filamentous particles; not enveloped; potato virus Y.

### Rymovirus

*Potyviridae*; (+)ssRNA; filamentous particles; not enveloped; ryegrass mosaic virus.

### Satellivirus

ssRNA or DNA; the satellite viruses depended on helper viruses, but produce their own virions – small isometric; not enveloped; tobacco necrosis virus.

### Sequivirus

*Sequiviridae*; (+)ssRNA; isometric particles; not enveloped; parsnip yellow fleck virus.

### Sobemovirus

(+)ssRNA; isometric particles; not enveloped; southern bean mosaic virus.

### Tenuivirus

(+/-)ssRNA; thin filamentous particles; not enveloped; rice stripe virus.

### Tobamovirus

(+)ssRNA; rod-shaped particles; not enveloped; tobacco mosaic virus.

### Tobravirus

(+)ssRNA; rod-shaped particles; not enveloped; tobacco rattle virus.

### Tombusvirus

*Tombusviridae*; (+)ssRNA; isometric particles; not enveloped; tomato bushy stunt virus.

### Tospovirus

*Bunyaviridae*; (-)ssRNA; large isometric particles; enveloped; tomato spotted wilt virus.

### Trichovirus

(+)ssRNA; filamentous particles; not enveloped; apple chlorotic leaf spot virus.

---

### Tymovirus

(+)ssRNA; isometric particles; not enveloped; turnip yellow mosaic virus.

---

### Varicosavirus

dsRNA; rod-shaped particles; not enveloped; lettuce big-vein virus.

---

### Umbravirus

(+)ssRNA; isometric particles; enveloped; carrot mottle virus.

---

### Waikavirus

*Sequiviridae*; (+)ssRNA; isometric particles; not enveloped; rice tungro spherical virus.

---

## Viroids

unencapsidated, small circular ssRNAs. Viroid replication parasitizes plant host transcription. Known described viroids are: apple dimple fruit viroid, apple scar skin viroid, Australian grapevine viroid, avocado sunblotch viroid, chrysanthemum chlorotic mottle viroid, chrysanthemum stunt viroid, citrus bent leaf viroid, citrus exocortis viroid, citrus III viroid, citrus IV viroid, *Coleus blumei* 1 viroid, *Coleus blumei* 2 viroid, *Coleus blumei* 3 viroid, *Columnea* latent viroid, coconut cadang-cadang viroid, coconut tinangaja viroid, grapevine yellow speckle 1 viroid, grapevine yellow speckle 2 viroid, hop latent viroid, hop stunt viroid, Iresine viroid 1, Mexicana papita viroid, peach latent mosaic viroid, pear blister canker viroid, potato spindle tuber viroid, tomato apical stunt viroid, tomato planta macho viroid.

---

## Phytoplasma

classification, presented below, based on restriction fragment length polymorphism or putative restriction site analysis of 16s rRNA gene sequences according to Davis and Sinclair (1998).

Aster yellows group: tomato big bud, Michigan aster yellows, clover phyllody, Paulownia witches'-broom, blueberry stunt, apricot chlorotic leafroll, strawberry multiplier.

Peanut witches'-broom group: peanut witch's-broom, witches'-broom of lime – "*Candidatus* *Phytoplasma aurantifolia*", faba bean phyllody, sweet potato little leaf.

X – disease group: X – disease, clover yellow edge, pecan bunch, goldenrod yellows, Spirea stunt, milkweed yellows, walnut witches’-broom, poinsettia branch-inducing, Virginia grapevine yellows.

Coconut lethal yellows group: coconut lethal yellowing, Tanzanian coconut lethal decline.

Elm yellows group: elm yellows, cherry lethal yellows, flavescence doree.

Clover proliferation group: clover proliferation, “Multicipita” phytoplasma.

Ash yellows group: ash yellows.

Loofah witches’-broom group: loofah witches’-broom.

Pigeon pea witches’-broom group: pigeon pea witches’-broom.

Apple proliferation group: apple proliferation, apricot chlorotic leafroll, pear decline, Spartium witches’-broom, black alder witches’-broom.

Rice yellow dwarf group: rice yellow dwarf, sugarcane white leaf, leafhopper-borne.

Stolbur group: stolbur phytoplasma, Australian grapevine yellows – “*Candidatus Phytoplasma australiense*”.

Mexican periwinkle virescence group: Mexican periwinkle virescence.

Bermudagrass white leaf group: Bermudagrass white leaf.

---

# NEMATODES

In the more than five decades since the first edition of this book was prepared, nematodes have become of major importance in plant pathology. Several hundred species are known to cause plant disease. All plant parasitic nematodes are in the animal kingdom and belong to the phylum Nematoda. Some examples are given after each genus.

PHYLUM: Nematode

ORDER: Tylenchida

SUBORDER: Tylenchina

SUPERFAMILY: Tylenchoidea

FAMILY: Anguinidae

GENUS: *Anguina*, seed gall nematode.

*Ditylenchus*, stem or bulb nematode of onion, narcissus.

FAMILY: Pratylenchidae

GENUS: *Pratylenchus*, lesion nematode of nearly all plants.

*Radopholus*, burrowing nematode of citrus.

*Nacobus*, false root-knot nematode of garden beets, cacti, crucifers, lettuce.

FAMILY: Hoplolaimidae

GENUS: *Hoplolaimus*, lance nematode of corn, turf grass, carnation.

*Rotylenchus*, spiral nematode of turf grass, tomato, gardenia.

*Helicotylenchus*, spiral nematode of turf grass, gardenia, azalea, apple, grape.

*Rotylenchulus*, reniform nematode of turf grass, tomato, gardenia.

FAMILY: Dolichodoridae

GENUS: *Dolichodorns*, and nematode of turfgrass.

FAMILY: Belonolaimidae

GENUS: *Belonolaimus*, sting nematode on wide variety of plants.

*Tylenchorhynchus*, stunt nematode tobacco, corn

FAMILY: Heteroderidae

GENUS: *Globodera*, cyst nematode of potato.

*Heterodera*, cyst nematode on wide variety of plants.

*Meloidogyne*, root-knot nematode on wide variety of plants.

FAMILY: Tylenchidae

GENUS: *Tylenchus*

SUPERFAMILY: Criconematoidea

FAMILY: Criconematidea

GENUS: *Criconemella*, ring nematode of citrus, fig, zoysia.

*Hemicycliophora*, sheath nematode of beet, bean, blueberry, dracaena.

FAMILY: Tylenchulidae

GENUS: *Tylenchulus*, citrus nematode of citrus, grapes, lilac.

*Paratylenchus*, pin nematode of carnation, celery, fig.

ORDER: Aphelenchida

SUBORDER: Aphelenchina

SUPERFAMILY: Aphelenchoidea

FAMILY: Aphelenchoididae

GENUS: *Aphelenchoides*, foliar nematode of chrysanthemum, strawberry, lilly, begonia.

*Bursaphelenchus*, pine wood nematode.

*Rhadinaphelenchus*, coconut red ring nematode.

ORDER: Dorylaimida

FAMILY: Longidoridae

GENUS: *Longidorus*, needle nematode of grape, celery, leek, lettuce, parsley.

*Xiphinema*, dagger nematode of rose, trees, many annuals.

ORDER: Triplonchida

FAMILY: Trichodoridae

GENUS: *Paratrichodorus*, stubby root nematode of apple, vegetables.

*Trichodorus*, stubby root nematode of vegetables, turf grass, dahlia, azalea.



---

# Chapter 3

## Plant Diseases and Their Pathogens

Because this is a reference book and not one to be read for pleasure or continuity, most of you will come to the material you need in this section by way of the index or the lists of diseases given under the different hosts in ► [Chap. 4](#). At the beginning of ► [Chap. 4](#) you will find a list of headings under which diseases are grouped and described, from Anthracnose to Witchweed. In the Host section, ► [Chap. 4](#), the key word, for example, rot or blight, is given in capital and small capitals, followed by the name of the pathogen (agent causing disease) in boldface. In this Diseases section, [Chap. 3](#), the pathogens are listed in boldface in alphabetical order under each heading such as ROTS or BLIGHTS and so on, followed by the common name of the disease. This system was adopted for quick and easy reference because trying to alphabetize hundreds of similar common names would lead to endless confusion. Also, it allows a very brief summary of the classification and diagnostic characters of each genus before going on to a consideration of diseases caused by the various species. This brief summary is in small type, so that it can be readily skipped by readers uninterested in the technical details. Perhaps I am the only one who feels the need for this quick review, to be used in conjunction with the classification given in ► [Chap. 2](#); perhaps others who have to answer questions over a broad field instead of their own specialty can make use of these capsules sandwiched in between nontechnical descriptions. An alphabetical arrangement has the great disadvantage of being thrown out of alignment every time the name of a fungus is changed, as it so frequently is. In some such cases the old name is retained to avoid change in order, but the present accepted name is also given. Sometimes names have been changed under several hosts and the old name inadvertently retained under others. And sometimes the old name is purposely retained because it is so

familiar to everyone. This is particularly true of a few fungi far better known by their anamorph states than by the correct name of the teleomorph state.

A fungus not only can have several names; it also can cause more than one type of disease. For instance, *Pellicularia filamentosa* is the present name of the fungus formerly known as *Corticium vagum* when causing Rhizoctonia rot of potatoes and *Corticium microsclerotia* when causing web blight of beans. As *Rhizoctonia solani*, the name given to the sclerotial stage, the same fungus causes damping-off of seedlings, root rots of many plants, and brown patch of lawn grasses. There are lots of plant diseases, and there are lots of fungi causing them, but there are not nearly as many separate pathogenic organisms as all the names would indicate. Thus, a Linkage Reference guides the user to two or more common disease sites, i. e. “Canker” or “Blight”, where the user searches for the pathogen alphabetically or the link may guide the user directly to a pathogen in another chapter or section.

I cannot think of anything more deadly than ploughing straight through this section from Anthracnose to Wilts. By doctor’s orders, take it in small doses, as needed. But do read the few introductory remarks as you look up each group, and please, please, before starting any control measures, read the opening remarks in ► [Chap. 1](#) on Garden Chemicals, and look up, in the list of chemicals, any material you propose to use, noting precautions to be taken along the lines of compatibility, weather relations, and phytotoxicity. Although the disease descriptions, fungus life cycles, and general principles of control given here will remain fairly valid, it must be stressed that chemicals suggested for control are constantly changing. Today’s discovery may be obsolete tomorrow. This *Plant Disease Handbook* should, therefore, be used in conjunction with the latest advice from your own county agent or experiment station. Addresses of the state agricultural experiment stations are given following ► [Chap. 4](#).

---

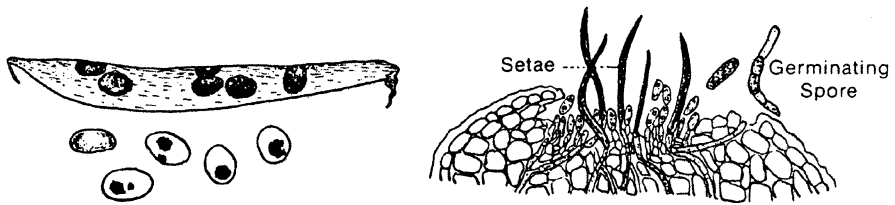
# ANTHRACNOSE

The term “anthracnose” has been used for two distinct types of disease, one characterized by a typical necrotic spot, a lesion of dead tissue, and the other by some hyperplastic symptom, such as a raised border around a more or less depressed center. The word was coined in France for the latter type, to differentiate a grape disease from a smut of cereals, both of which were called *charbon*. The new word was taken from the Greek *Anthrax* (carbuncle) and *nosos* (disease), and was first used for the grape disease, caused by *Sphaceloma ampelina*, the chief symptom of which was a bird’s-eye spot with a raised border.

A disease of brambles, raspberry and blackberry, was then named anthracnose because it looked like the grape disease. The fungus, however, instead of being correctly placed in the genus *Sphaceloma*, was mistakenly named *Gloeosporium venetum*. The next disease entering the picture was a bean trouble, and, because the fungus was identified as *Gloeosporium* (though later transferred to the genus *Colletotrichum*), this common bean disease with typical necrotic symptoms was also called anthracnose and came to typify diseases so designated.

The term “spot anthracnose” has been given to those diseases similar to the original hyperplastic grape disease. Those with slight hyperplastic symptoms are still commonly called anthracnose, and those with pronounced overgrowth of tissue are commonly called scab. Both types are caused by the genus *Elsinoë*, anamorph state *Sphaceloma*, and are treated, in this revised text, as a separate group. ► [Spot Anthracnose](#).

Anthracnose in the modern sense is a disease characterized by distinctive limited lesions on stem, leaf, or fruit, often accompanied by dieback and usually caused by a *Gloeosporium* or a *Colletotrichum*, anamorph fungi producing slime spores oozing out of fruiting bodies (acervuli) in wet, pinkish pustules. These spores (conidia) on germinating form an appressorium (organ of attachment) before entering the host plant. The teleomorph state of the fungus, when known, is *Gnomonia* or *Glomerella* (see Fig. 3.1).



**Figure 3.1** Bean Anthracnose. Pod and seeds with dark, sunken areas; section through bean seed showing spores formed in an acervulus marked with prominent black setae

## Apiognomonina

**Apiognomonina errabunda** (Anamorph, *Gloeosporium quercinum*). **Oak Anthracnose**. See *Discula umbrinella* and Fig. 3.2.

**Apiognomonina errabunda** (formerly *Gnomonia quercina*). **Oak Anthracnose**. The fungus is closely related to *Gnomonia platani*, usually reported as *G. veneta*, but is now considered a separate species. The anthracnose appears as brown areas adjacent to midribs and lateral veins.

**Apiognomonina tiliae** (formerly *Gnomonia tiliae*). **Linden Anthracnose, Leaf Spot, Leaf Blotch, Scorch** on American and European linden. Small, circular to irregular brown spots with dark margins form blotches along main veins in leaves, leaf stalks, and young twigs, with rose-colored pustules. In wet seasons, defoliation in early summer may be followed by wilting and death of branches. Cut out and burn such branches.

**Apiognomonina veneta** (formerly *Gnomonia platani*) (*G. veneta*). **Sycamore Anthracnose, Twig Blight**, general on American and Oriental planes (London plane is rather resistant) and on California and Arizona sycamores. The fungus winters as mycelium in fallen leaves, producing perithecia that discharge ascospores when young foliage is breaking out. Mycelium also winters in twig cankers. Young sycamore leaves turn brown and die, looking as if hit by late frost. Leaves infected later in the season have irregular brown areas along the veins. Conidia ooze out from acervuli on underside of veins in flesh-colored masses, in rainy weather, and are splashed to other leaves. Twigs and branches have sunken cankers with more acervuli. Native sycamores may be nearly defoliated, with smaller twigs killed. Larger branches die with several successive wet springs. The trees usually put out a second crop of leaves after defoliation, but this is a devitalizing process. Dead twigs and branches give a witches' broom effect to the trees.



**Figure 3.2** Oak Anthracnose

On white oaks anthracnose appears as brown areas adjacent to midribs and lateral veins.

*Control.* Although raking up and burning all fallen leaves has been stressed for years, the overwintering of the fungus on twigs makes this measure rather ineffective. The spray schedule has called for three applications of bordeaux mixture; a dormant spray, one when the buds swell, and another 7 days later. Trees should be fertilized to stimulate vigorous growth.

---

## Colletotrichum

Deuteromycetes, Coleomycetes

Spores are formed in acervuli, erumpent, cushionlike masses of hyphae bearing conidiophores and one-celled, hyaline, oblong to fusoid conidia. Acervuli have stiff marginal bristles (setae), which are sometimes hard to see. Conidia (slime-spores), held together by a gelatinous coating, appear pinkish in mass. They are not wind-borne but can be disseminated by wind-splashed rain. On landing on a suitable host, the conidium sends out a short germ tube, which, on contact with the epidermis, enlarges at the tip into a brown thick-walled appressorium. From this, a peglike infection hypha penetrates the cuticle.

**Colletotrichum acutatum.** Anthracnose on almond, strawberry and black gum.

**Colletotrichum antirrhini.** (► *Glomerella cingulata*). Snapdragon Anthracnose, on snapdragon, chiefly in greenhouses, sometimes outdoors in late summer.

**Colletotrichum atramentarium** (or *C. coccodes*). **Potato Anthracnose, Black Dot Disease** on potato stems and stolons following wilt and other stem diseases, occasionally on tomato, eggplant, and pepper; general distribution but minor importance. Starting below the soil surface, brown dead areas extend up and down the stem. The partial girdling causes vines to lose their fresh color and lower leaves to fall. Infection may extend to stolons and roots. The black dots embedded in epidermal cells, inside hollow stems and on tubers, are sclerotia to carry the fungus over winter and to produce conidia the following spring.

The fungus is a wound parasite ordinarily not serious enough to call for control measures other than cleaning up old refuse and using healthy seed potatoes.

**Colletotrichum bletiae** (▶ *Glomerella cingulata*) and other species. **Orchid Anthracnose, Leaf Spot** on orchids coming in from the tropics.

**Colletotrichum capsici**. **Ripe Fruit Rot** of pepper.

**Colletotrichum coccodes**. **Anthracnose** on soybean.

**Colletotrichum dematium** (formerly *Colletotrichum omnivorum*). **Anthracnose** on aspidistra and hosta. Large, whitish spots with brown margins are formed on leaves and stalks. Remove and burn infected plant parts.

**Colletotrichum dematium**. **Anthracnose** on spinach.

**Colletotrichum dematium** f. sp. **spinaciae**. **Spinach Anthracnose**. Known on spinach since 1880 but unimportant in most years. Leaves have few to many circular spots, water-soaked, turning gray or brown, with setae prominent in spore pustules. The fungus is seed-borne.

**Colletotrichum dematium** f. sp. **truncata**. **Anthracnose** on tomato. Found in Georgia on *Dolichos*.

**Colletotrichum erumpens** (▶ *Glomerella cingulata*). **Rhubarb Anthracnose, Stalk Rot**.

**Colletotrichum fragariae** (▶ *Glomerella cingulata*). **Strawberry Anthracnose** found in Florida and Louisiana.

**Colletotrichum fuscum**. **Foxglove Anthracnose** small spots to 1/8 inch, circular to angular, brown to purple brown, on leaves; sunken, fusiform lesions on petioles and veins; minute black acervuli, with bristles, in center of spots. Seedlings damp-off, older plants are killed or stunted in warm moist weather. Use clean seed or treat with hot water (131°F for 15 minutes).

**Colletotrichum gloeosporioides** (▶ *Glomerella cingulata*). **Lime Anthracnose, Withertip**, only on lime in southern Florida.

**Colletotrichum graminicola** (formerly *Colletotrichum sublineola*). **Anthracnose** on wild rice (*Zizania*).

**Colletotrichum graminicola**. **Cereal Anthracnose** widely distributed on barley, oats, rye, wheat, sorghum, wild rice (*Zizamia*) and also on cultivated lawn grasses, causing a root decay and stem rot. Leaf spots are small, circular to elliptical, reddish purple, enlarging and fading with age; centers have black acervuli. The fungus winters on seed and plant refuse in or on soil. Improved soil fertility reduces damage from this disease. This pathogen also causes fruit anthracnose of tomato.

**Colletotrichum higginsianum**. **Turnip Anthracnose**, also on rutabaga, mustard greens, radish, and Chinese cabbage in southeastern states. Very small, circular gray spots on leaves, and elongate brown or gray spots on midrib, petiole, and stem, show pink pustules in centers of dead tissue. Heav-

ily infected leaves turn yellow and die; young seeds in diseased pods may be killed. Mustard variety Southern Curled Giant is highly resistant.

**Colletotrichum lagenarium** (see *Colletotrichum orbiculare*). **Melon Anthracnose** on muskmelon, watermelon, cucumber, and other cucurbits.

**Colletotrichum liliacearum** (see *Colletotrichum lili*). Found on dead stems of daylilies and many other plants and perhaps weakly parasitic.

**Colletotrichum lili** (formerly *Colletotrichum liliacearum*). Found on dead stems of daylilies and many other plants and perhaps weakly parasitic.

**Colletotrichum lindemuthianum** (► *Glomerella lindemuthianum*). **Bean Anthracnose**, a major bean disease, sometimes mistakenly called “rust,” generally present in eastern and central states, rare from the Rocky Mountains to the Pacific Coast.

**Colletotrichum malvarum**. **Hollyhock Anthracnose, Seedling Blight** on hollyhock, mallow, and abutilon, particularly destructive to greenhouse seedlings. Black blotches are formed on veins, leaf blades, petioles, and stems. Remove and burn all old plant parts in autumn.

**Colletotrichum omnivorum** (see *Colletotrichum dematium*). **Anthracnose** on aspidistra and hosta. Large, whitish spots with brown margins are formed on leaves and stalks. Remove and burn infected plant parts.

**Colletotrichum orbiculare**. **Anthracnose** on watermelon.

**Colletotrichum orbiculare** (formerly *Colletotrichum lagenarium*). **Melon Anthracnose** on muskmelon, watermelon, cucumber, and other cucurbits. This is our most destructive disease of watermelons, found everywhere that melons are grown and particularly destructive in the South. There are at least three races of the fungus differing in ability to infect different cucurbits. One race is virulent on cucumber, slight on watermelon, moderate on Butternut squash; another is virulent on both watermelon and cucumber; Butternut squash is immune to a third.

Leaf symptoms are small yellow or water-soaked areas, which enlarge and turn black on watermelon, brown on muskmelon and cucumber. The dead tissue shatters; leaves shrivel and die. Elongated, narrow, sunken lesions appear on stems and petioles; vines may die. Young fruit darkens, shrivels and dies if pedicels are infected; older fruit shows circular, black, sunken cankers or depressions, from 1/4 to 2 inches across and 1/3 inch deep on watermelon. In moist weather the centers of such spots are covered with gelatinous masses of salmon-colored spores. Infected fruit has a bitter taste or the flesh is tough and insipid. Soft rots often follow the anthracnose. Epiphytotics occur only in periods of high rainfall and temperature, near 75°F.



*Control.* Treating seed before planting is essential. Use a three year crop rotation with non-cucurbits; destroy plant refuse. Watermelon varieties Charleston Gray, Congo, Fairfax, and Black Kleckly are resistant but not to all races of the fungus.

**Colletotrichum phomoides** (► *Glomerella cingulata*). **Tomato Anthracnose**, common rot of ripe tomatoes, most frequent in Northeast and North Central districts. Symptoms appear late in the season, causing more loss to canning crops. Small, circular sunken spots, increasing to an inch in diameter, penetrate deeply into the flesh. At first water-soaked, the spots turn dark, with pinkish, cream, or brown spore masses in the depressed centers, often arranged in concentric rings. The disease is worse in warm, moist weather. The fungus winters in tomato refuse, sometimes in cucumber and melon debris.

*Control.* Clean up trash and rotting fruit.

**Colletotrichum pisi** (► *Glomerella cingulata*). **Pea Anthracnose, Leaf and Pod Spot** commonly associated with Ascochyta blight and often a secondary parasite.

**Colletotrichum schizanthi.** **Anthracnose** on butterfly-flower. Symptoms are small brown spots on leaves and water-soaked areas on young stems. Cankers on stems and branches of older plants may cause leaves to turn yellow, branches to die back from the tip, and finally death of all parts above the canker.

**Colletotrichum sublineola** (see *Colletotrichum graminicola*). **Anthracnose** on wild rice (*Zizania*).

**Colletotrichum trichellum.** **Fruit Anthracnose** of tomato and Hedera.

**Colletotrichum truncatum.** **Stem Anthracnose** prevalent in the South on bean, lima bean, and soybean, also on clovers and on lentil in ND. Brick-red spots appear on veins on underside of leaves and on pods. Plants are chlorotic, stunted, may die prematurely; blossoms or pods may drop. Use healthy seed grown in arid states; clean up plant refuse; rotate with non-legumes.

**Colletotrichum violae-tricoloris** (► *Glomerella cingulata*). **Anthracnose** of violet, pansy.

**Colletotrichum** sp. **Azalea Anthracnose.** New disease serious on Indian and Kurume azaleas in Louisiana since 1954. Very small rusty brown spots appear on both surfaces of young leaves, followed by defoliation. Spores appear on fallen leaves, which serve as source of inoculum for the next season. Copper and organic fungicides are effective in control.

## Discula

### ► Blights.

**Discula campestris.** Anthracnose on maple.

**Discula destructive.** Anthracnose on dogwood.

**Discula fraxinea.** (Teleomorph, **Gnomoniella fraxini**). Anthracnose on ash.

## Gloeosporium

Deuteromycetes, Coleomycetes

Genus characters are about the same as for *Colletotrichum* except that there are no setae around the acervuli. Conidia are hyaline, one-celled, appearing in masses or pustules on leaves or fruit. Leaf spots are usually light brown, with foliage appearing scorched.

**Gloeosporium allantosporum** (► *Phlyctema vagabunda*). Anthracnose, Dieback on raspberry in Oregon, Washington.

**Gloeosporium apocryptum** (► *Glomerella cingulata*). Maple Anthracnose, Leaf Blight, an important leaf disease of silver maple, common also on other maples and boxelder, appearing from late May to August.

**Gloeosporium aridum** (**Discula fraxinea**). Anthracnose on ash.

**Gloeosporium limeticolum** (► *Glomerella cingulata*). Lime Anthracnose, Withertip, only on lime in southern Florida.

**Gloeosporium melongenae** (► *Glomerella cingulata*). (possibly identical with *G. piperatum*). Eggplant Anthracnose, Ripe Rot, an occasional trouble.

**Gloeosporium piperatum** (► *Glomerella cingulata*). Pepper Anthracnose, Fruit Spot, sometimes a leaf and stem spot but more often a disease of green or ripe fruit.

**Gloeosporium quercinum** (Teleomorph, ► *Apiognomonina errabunda*). Oak Anthracnose. See *Discula umbrinella* and Fig. 3.2.

**Gloeosporium thuenenii** f. sp. **tulipi**. Tulip Anthracnose found in California in 1939. Lesions on peduncles and leaf blades of Darwin tulips are small to large, elliptical, first water-soaked then dry with black margins and numerous black acervuli in center of spots.

**Gloeosporium** sp. **Peony Anthracnose** on stems, leaves, flowers, petals of peony. Stem lesions are sunken, with pink spore pustules, and may complete-

ly girdle the stalks, causing death of plants. Also a destructive anthracnose on strawberry.

## Glomerella

Ascomycetes, Phyllachorales

Perithecia are dark, hard, carbonaceous, usually beaked, immersed in substratum so only the neck protudes. Ascospores are hyaline, one-celled; asci are thickened at tips, inoperculate but spores sometimes discharged with force; paraphyses present.

**Glomerella cingulata** (formerly *Colletotrichum violae-tricoloris*). **Anthrachnose** of violet, pansy. Circular dead spots with black margins, sometimes zonate, appear on leaves; flowers have petals spotted or not fully developed and producing no seed; entire plants are sometimes killed. Remove and burn infected plants or parts; clean up old leaves in fall. Copper sprays may be injurious.

**Glomerella cingulata** (formerly *Colletotrichum gloeosporioides*). **Anthrachnose, Canker, Dieback, Withertip, Fruit Rot** of a great many plants, generally distributed except on the Pacific Coast, more common in the South. Infection is often secondary, in tissues weakened from other causes. See also under Canker and under Rots.

On citrus, orange, lemon, grapefruit there is a dying back or withertip of twigs. Leaf spots are light green turning brown, with pinkish spore pustules prominent in wet weather. Decayed spots are produced on ripening fruits in storage. Similar withertip symptoms may also appear on avocado, aubergine, cherimoya, fig, loquat, roselle, rosemallow, royal palm, dieffenbachia, rubber-plant, strawberry and other ornamentals and fruits. The disease has also been reported on European white birch in Virginia. Lack of water and nutrient deficiency predispose plants to infection by this weak parasite.

The fungus attacks blue lupine and statice or sea-lavender; peach anthracnose became important in Georgia when lupine was used as a ground cover in orchards. Sweet pea anthracnose is often more severe near apple orchards where the fungus winters on cankered apple limbs and in bitter rot mummies. Whitish lesions disfigure sweet pea leaves, shoots, and flower stalks. Leaves wither and fall; stalks dry up before blossoming; seed pods shrivel. There may be general wilting and shoot dieback.

Anthrachnose and twig blight are widespread on privet. Leaves dry and cling to the stem; cankers at the base of stems are dotted with pink pustules. Bark

turns brown and splits; death follows complete girdling of stems. European privet is highly susceptible; California, Amur, Ibota, and Regal privets are fairly resistant. Also found on black locust in GA and SC and pecan in GA.

*Control.* Remove infected twigs and branches from trees and shrubs, taking care to make smooth cuts at base of limbs and painting surfaces with a wound dressing. Plant sweet peas, from healthy pods, at a distance from apple and privet, in clean soil; rake up and burn plant refuse at the end of the season.

**Glomerella cingulata** (formerly *Gloeosporium melongenae*). (possibly identical with *G. piperatum*). **Eggplant Anthracnose Ripe Rot**, an occasional trouble. Yellow to brown spots on leaves and small to medium depressed spots on fruit show pink spore masses following rain or heavy dew. Spores are splashed by rain and spread by tools, insects, and workmen. Rotation of crops and sanitary measures may be sufficient control.

**Glomerella cingulata** (formerly *Gloeosporium limetticolum*). **Lime Anthracnose Withertip**, only on lime in southern Florida. Shoots, leaves, and fruits are infected when young; mature tissues are immune. Twigs wither and shrivel from one inch to several inches back from the tip; young leaves have dead areas or are distorted; buds fail to open and may drop; fruits drop, or are misshapen, or have shallow spots or depressed cankers.

*Control.* Spray with bordeaux-oil emulsion as fruit is setting, with two or three applications of 1 to 40 lime sulfur at 7–14 day intervals.

**Glomerella cingulata** (formerly *Gloeosporium apocryptum*). **Maple Anthracnose Leaf Blight**, an important leaf disease of silver maple, common also on other maples and boxelder, appearing from late May to August. The leaf spots are light brown, often merging with the leaves, appearing scorched. The effect may be confused with the physiological scorch caused by hot weather. On Norway maples the leaf lesions are confined to purple to brown lines along the veins. In rainy seasons there may be severe defoliation.

*Control.* If trees have been affected more than a year or so, feed to stimulate vigorous growth. Spray with a copper fungicide two or three times at 14-day intervals, starting when buds break open.

**Glomerella cingulata** (formerly *Colletotrichum bletiae*) and other species. **Orchid Anthracnose Leaf Spot** on orchids coming in from the tropics. Lemon-colored acervuli are formed in soft, blackish spots in ragged leaves. Burn diseased plants or parts. Spray with a copper fungicide.

**Glomerella cingulata** (formerly *Colletotrichum pisi*). **Pea Anthracnose Leaf and Pod Spot** commonly associated with *Ascochyta* blight and often

a secondary parasite. Spots on pods, stems, and leaves are sunken, gray, circular, with dark borders. Crop rotation is the best control.

**Glomerella cingulata** (formerly *Gloeosporium piperatum*). **Pepper Anthracnose, Fruit Spot**, sometimes a leaf and stem spot but more often a disease of green or ripe fruit. Spots are dark, sunken, with concentric rings of acervuli and pink masses of spores, which are washed to other fruit. Seed is infected internally and contaminated externally. Harvest seed only from healthy fruit.

**Glomerella cingulata** (formerly *Colletotrichum erumpens*). **Rhubarb Anthracnose, Stalk Rot**. Oval, soft watery spots on petioles increase until whole stalks are included; leaves wilt and die. Small dark fruiting bodies with setae survive winter in stems, produce conidia in spring. Clean up all rhubarb remains in fall.

**Glomerella cingulata** (formerly *Colletotrichum antirrhini*). **Snapdragon Anthracnose** on snapdragon, chiefly in greenhouses, sometimes outdoors in late summer. Stems have oval, sunken spots, grayish white with narrow brown or reddish borders, fruiting bodies showing as minute black dots in center. Spots on leaves are circular, yellow green turning dirty white, with narrow brown borders. Stem cankers may coalesce to girdle plant at base, causing collapse of upper portions, with leaves hanging limp along the stem.

*Control.* Take cuttings from healthy plants; provide air circulation; keep foliage dry; destroy infected outdoor plants in autumn. Spray, every 7 to 10 days.

**Glomerella cingulata** (formerly *Colletotrichum phomoides*). **Tomato Anthracnose**, common rot of ripe tomatoes, most frequent in Northeast and North Central districts. Symptoms appear late in the season, causing more loss to canning crops. Small, circular sunken spots, increasing to an inch in diameter, penetrate deeply into the flesh. At first water-soaked, the spots turn dark, with pinkish, cream, or brown spore masses in the depressed centers, often arranged in concentric rings. The disease is worse in warm, moist weather. The fungus winters in tomato refuse, sometimes in cucumber and melon debris.

*Control.* Clean up trash and rotting fruit.

**Glomerella glycines, Fruit Anthracnose** of tomato. Also, anthracnose on soybean.

**Glomerella gossypii, Fruit Anthracnose** of tomato. Also, anthracnose on cotton.

**Glomerella lindemuthianum** (formerly *Colletotrichum lindemuthianum*). **Bean Anthracnose**, a major bean disease, sometimes mistakenly called “rust,” generally present in eastern and central states, rare from the Rocky Mountains to the Pacific Coast. It may also affect lima bean, Scarlet runner, tepary, mung, kudzu, and broad beans, and cowpea. It is worldwide in distribution, known in the United States since 1880. There are at least 34 strains of the fungus, in three different groups, but the disease has decreased in importance with the use of western-grown, anthracnose-free seed.

The most conspicuous symptoms are on the pods, small, brown specks enlarging to black, circular, sunken spots, in moist weather showing the typical pinkish ooze of the slime-spores. Older spots often have narrow reddish borders. After the spores are washed away, the acervuli look like dark pimples. If pods are infected when young, the disease extends through to the seed, which turns yellow, then rusty brown or black under the pod lesion. The infection may extend deep enough to reach the cotyledons. Leaf lesions are dark areas along veins on underside of the blade and on petioles. Seedlings may show stem spotting below diseased cotyledons. The fungus is spread by splashing rain, tools, and gardeners working with beans when they are wet. Optimum temperature is between 63° and 75°F, with maximum around 85°F.

*Control.* Use western-grown seed. Saving home-grown seed is dangerous unless you can be sure of selecting from healthy plants and pods. Clean up, or spade under, old bean tops; rotate crops. Never pick or cultivate beans when vines are wet. There are some resistant varieties, but more reliance should be placed on obtaining seed grown where the disease is not present.

**Glomerella nephrolepidis.** **Fern Anthracnose, Tip Blight** of Boston and sword ferns. The soft growing tips of fronds turn brown and dry. Keep foliage dry; remove and burn diseased leaves.

---

## Gnomonia

Ascomycetes, Diaporthales

Perithecia innate, beaked, separate; paraphyses absent; ascospores two-celled, hyaline; anamorph state *Gloeosporium* or *Marssonina*. Diseases caused by *Gnomonia* are classified as anthracnose, scorch, or leaf spot.

**Gnomonia caryae.** **Hickory Anthracnose, Leaf Spot**, widespread. The disease is common in eastern states, causing defoliation in wet seasons.

Large, roundish spots are reddish brown on upper leaf surface, dull brown underneath. The fruiting bodies are minute brown specks, and the fungus winters in dead leaves on the ground.

**Gnomonia leptostyla** (*Marssonina juglandis*). **Walnut Anthracnose, Leaf Spot**, general on butternut, hickory, and walnut. Spring infection comes from ascospores shot from dead leaves on the ground, secondary infection from conidia. Irregular dark brown spots appear on leaflets in early summer; if these are numerous, there is defoliation. An unthrifty condition of black walnuts and butternuts is often due to anthracnose.

---

## Microdochium

Deuteromycetes, Coelomycetes

Hyaline, two-celled spores are formed in acervuli without setae. Spores are rounded at ends and are formed in pale to black masses on leaves.

**Microdochium panattonianum** (formerly *Marssonina panattoniana*). **Lettuce Anthracnose**. Small, dead, brown spots appear on blades and petioles, centers often falling out leaving black margined shot holes. Spots progress from older to young inner leaves; outer leaves are broken off and blown around by wind. The disease is important only during prolonged periods of wet weather, when it may cause heavy losses. Sanitary measures and treating seed before planting suffice for control.

---

## Monographella

Ascomycetes, Dothideales

Perithecia immersed in substratum, not beaked, not setose, paraphyses lacking; spores hyaline, two-celled. The genus contains more than 1000 species, many destructive to plants, with conidial stages in many genera.

**Monographella opuntiae** (formerly *Mycosphaerella opuntiae*). **Cactus Anthracnose** on *Cereus*, *Echinocactus*, *Mammillaria*, and *Opuntia*. The curved spores of the anamorph state (*Microdochium lunatum*) form light pink pustules on the surface of moist, light brown rotten areas. Cut out and destroy diseased segments.

## **Pezicula**

Ascomycetes, Helotiales

This is one of the discomycetes, cup fungi. The apothecia, formed on living plants, are fleshy, bright-colored with a peridium of dark cells forming a pseudoparenchyma. Spores are hyaline, fusoid.

**Pezicula malicorticis** (formerly *Neofabraea malicorticis*). **Northwestern Apple Anthracnose** on apple, crabapple, pear, quince, chiefly in the Pacific Northwest, where it is a native disease, serious in regions with heavy rainfall. Cankers are formed on younger branches – elliptical, dark, sunken, up to 3 or 4 inches wide and 10 to 12 inches long, delimited when mature by a crack in the bark. Conidia of the anamorph state (*Gloeosporium malicorticis*) are formed in cream-colored cushions, which turn black with age, in slits in the bark. Young cankers, reddish brown, circular spots appear on the bark in late fall. Fruit is infected, usually through lenticels from either ascospores or conidia in pustules on bark, but the disease may not show up until the apples are in storage.

*Control.* Cut out diseased limbs or excise cankers, burning all prunings and dead bark. Spray with bordeaux mixture before fruit is picked and fall rains start; repeat after harvest, and again about 2 weeks later.

---

## **Phlyctema**

Deuteromycetes, Coleomycetes

Pycnidia dark, separate or sometimes confluent, developing in or under the epidermis or bark. Conidiophores simple or forked; conidia hyaline, 1-celled, cylindrical or log, spindle-shaped, mostly bent.

**Phlyctema vagabunda** (formerly *Gloeosporium allantosporum*). **Anthracnose, Dieback** on raspberry in Oregon, Washington. See *Elsinoë veneta* under Spot Anthracnose for the common raspberry disease called anthracnose.

---

## **Pseudopeziza**

Ascomycetes, Helotiales



Apothecia brown, cup-shaped, arising from leaves on short stalks, not setose, paraphyses present; spores one-celled, hyaline, ovoid.

**Drepanopeziza ribis** (formerly *Pseudopeziza ribis*). **Current Anthracnose, Leaf, Stem and Fruit Spot** generally distributed on currant, flowering currant, and gooseberry, first reported on black currants in Connecticut in 1873. Very small, brown, circular spots appear first on lower, older leaves, which turn yellow if spots are numerous. Hyaline, crescent-shaped conidia are formed in moist, flesh-colored masses in center of spots. In severe infections there is progressive defoliation from below upward.

Other occasional symptoms are black, sunken spots on leaf stalks, light brown to pale yellow lesions on canes, and black flyspeck spots on green berries, with considerable reduction in yield. Apothecia are formed on fallen leaves; ascospores are forcibly discharged in spring and carried by wind to young leaves.

*Control.* Clean up and burn old leaves under the bushes. Spray with bordeaux mixture (preferred to the newer organics) shortly after leaves appear (about 3 weeks after blossoming) and immediately after picking. Include a good spreader and cover both leaf surfaces thoroughly.

**Pseudopeziza ribis** (see *Drepanopeziza ribis*). **Current Anthracnose, Leaf, Stem and Fruit Spot** generally distributed on currant, flowering currant, and gooseberry, first reported on black currants in Connecticut in 1873.

---

# BACTERIAL DISEASES

---

## Rhizobiaceae

### Agrobacterium

Small, motile, short rods, with two to six peritrichous flagella or a polar or subpolar flagellum, ordinarily Gram-negative, not producing visible gas or detectable acid in ordinary culture media; growth on carbohydrate media usually accompanied by copious extracellular, polysaccharide slime; gelatin liquefied slowly or not at all; optimum temperatures 25° to 30°C. Found in soil, or plant roots in soil, or in hypertrophies or galls on roots or stems of plants.

**Agrobacterium rhizogenes.** **Hairy Root** of apple, also recorded on cotoneaster, hollyhock, honey locust, honeysuckle, mulberry, peavine, peach, quince, Russian olive, rose, and spirea. “Woolly root” and “woolly knot” are other names given to this disease, which was long considered merely a form of crown gall. Both diseases may appear on the same plant and in early stages be confused. In hairy root a great number of small roots protrude either directly from stems or roots or from localized hard swellings that frequently occur at the graft union. The disease is common on grafted nursery apple trees 1, 2, or 3 years old, and the root development may be as profuse as witches’ brooms. Control measures are the same as for crown gall.

**Agrobacterium rubi.** **Cane Gall** of brambles, on blackberry, black and purple raspberries, and, very rarely, red raspberry. Symptoms appear on fruiting canes in late May or June as small, spherical protuberances or elongated ridges of white gall tissue, turning brown after several weeks. Canes often split open and dry out; produce small seedy berries. Cane gall is not as important as crown gall, but one should use the same preventive measures. Avoid runner plants from infected mother plants.

**Agrobacterium tumefaciens.** **Crown Gall** on a great variety of plants in more than 40 families, general on blackberry, raspberry, and other brambles,



**Figure 3.3** Crown Gall on Rose

on grapes and on rose (see Fig. 3.3); on fruit trees – apple, apricot, cherry, fig, peach and nectarine, pear (rarely), plum; on nuts – almond very susceptible, walnut fairly susceptible, pecan occasionally; on shade trees, willow and other hard woods; rare on conifers but reported on incense cedar and juniper; on many shrubs and vines, particularly honeysuckle and euonymus; on perennials such as asters, daisies, and chrysanthemums; and on beets, turnips, and a few other vegetables, with tomato widely used in experiments. Crown gall was first noticed on grape in Europe in 1853, and the organism was first isolated in 1904 in the United States from galls on Paris daisy. It

is of first importance as a disease of nursery stock, but may cause losses of large productive trees in neglected orchards, especially almonds and peaches in California and other warm climates. It is very important to rose growers and to the amateur gardeners who sometimes receive infected bushes.

*Symptoms.* The galls are usually rounded, with an irregular rough surface, ranging up to several inches, usually occurring near the soil line, commonly at the graft union, but sometimes on roots or aerial parts. On euonymus, galls are formed anywhere along the vine. This is primarily a disease of the parenchyma, starting with a rapid proliferation of cells in the meristematic tissue and the formation of more or less convoluted soft or hard overgrowths or tumors. The close analogy of the unorganized cell growth of plant galls to wild cell proliferation in human cancer has intrigued scientists for many years. In some fashion bacteria provide stimulus for this overdevelopment, but similar galls have been produced on plants experimentally by injecting a virus or growth-promoting substances.

Entrance of bacteria into plants for natural infection is through wounds. In nurseries and orchards nematodes, the plow, the disc, or the hoe may be responsible; on the propagating bench grafting tools are indicted. Many claims have been made for the longevity of crown gall bacteria in soil, but it now seems to be established that they do not live in the absence of host plants more than a couple of years, and that sudden outbreaks of crown gall on land not previously growing susceptible crops are due to irrigation water bringing in viable bacteria from other infected orchards. The addition of lime to the soil may encourage crown gall, for bacteria do not live in an acid medium. The period of greatest activity is during the warm months.

*Control.* For home gardens rigid exclusion of all suspected planting stock is the very best control. Do not accept from your nurseryman blackberries, raspberries, roses, or fruit trees showing suspicious bumps. If you have had previous trouble, choose a different location for new, healthy plants. Be careful not to wound stems in cultivating.

For nurserymen, sanitary propagating practices are a must. Stock should be healthy. Grafting knives should be sterilized by frequent dipping in 10% Chlorox solution, 1 ounce in 2 gallons of water, or in denatured alcohol. If nursery soil is infested, 2 years' growth of cowpeas, oats, or crotalaria between crops will minimize crown gall.

Fruit and nut growers can perhaps plant less susceptible varieties, although fruit that is resistant in one locality may be diseased in another. American grape varieties are considered more resistant than European. Apples may be

better on mahaleb root-stock, nut trees on black walnut understock. Budding rather than grafting reduces the chance of infection.

Painting galls with a solution of Elgetol-methanol has given control of crown gall on peaches and almonds in California. One part Elgetol (sodium dinitroresol) is shaken with 4 parts synthetic wood alcohol and applied with a brush, covering the surface of the gall and extending 1/2 inch to 1 inch beyond the margin into healthy bark.

---

## Coryneform Group Mycobacteriaceae

### Clavibacter

Slender, straight to slightly curved rods, with irregularly stained segments or granules, often with pointed or club-shaped swellings at ends; nonmotile with a few exceptions (*C. flaccumfaciens* and *C. poinsettiae*). Gram-positive.

**Clavibacter agcopyri** (see *Corynebacterium agcopyei*). **Yellow Gum Disease** on western wheat grass.

**Clavibacter fascians** (see *Rhodococcus fascians*). **Fasciation**, widespread on sweet pea, also on carnation, chrysanthemum, gypsophila, geranium, petunia, impatiens, *Hebe* sp. and pyrethrum.

**Clavibacter flaccumfaciens** (see *Curtobacterium flaccumfaciens* pv. *flaccumfaciens*). **Bacterial Wilt** of bean, widespread on kidney and lima beans and soybean, causing considerable loss.

**Clavibacter humiferum** (see *Corynebacterium humiferum*). Reported from wetwood of poplar, in Colorado.

**Clavibacter michiganense** (see *Clavibacter michiganense* subsp. *michiganense*). **Bacterial Canker** of Tomato, widespread, formerly causing serious losses of tomato canning crops.

**Clavibacter michiganense** subsp. **michiganense** (formerly *Clavibacter michiganens*). **Bacterial Canker** of Tomato, widespread, formerly causing serious losses of tomato canning crops. The disease has now been reported on browallia, brunfelsia, cestrum, *Datura* sp., eggplant, Jerusalem-cherry, bittersweet, pepper, painted-tongue, potato, ground-cherry, and butterfly-flower in Wyoming. This is a vascular wilt disease, seedlings remaining stunted. Symptoms on older plants start with wilting of margins of lower leaflets, often only on one side of a leaf. Leaflets curl upward, brown, and wither, but remain attached to stem. One-sided infection may extend up through the plant and open cankers from pith to outer surface of stem. Fruit infection starts with small, raised, snow-white spots, centers later browned

and roughened but the white color persisting as a halo to give a bird's-eye spot. Fruits can be distorted, stunted, yellow inside. In the field, bacteria are spread by splashed rain and can persist in soil 2 or more years. Seeds carry the bacteria internally as well as externally.

*Control.* Use certified seed, a 2- or 3-year rotation; clean up tomato refuse at end of season and diseased plants throughout season. Fermenting tomato pulp for 4 days at a temperature near 70°F will destroy bacteria on surface of seed; hot-water treatment, 25 minutes at 122°F will kill some, perhaps not all, of internal bacteria. Start seedlings in soil that has not previously grown tomato.

**Clavibacter poinsettiae** (see *Curtobacterium flaccumfaciens* pv. *poinsettia*). **Stem Canker** and **Leaf Spot** of Poinsettia, a relatively new disease, first noted in greenhouses in 1941.

**Clavibacter sepedonicum** (see *Clavibacter michiganense* subsp. *sepedonicum*). **Bacterial Ring Rot** of potato, widespread since 1931, when it probably was introduced from Europe.

**Clavibacter michiganense** subsp. **sepedonicum** (formerly *Clavibacter sepedonicum*). **Bacterial Ring Rot** of potato, widespread since 1931, when it probably was introduced from Europe. All commercial varieties are susceptible, with losses formerly in millions of dollars in decay of tubers in field and storage. Now a single infected plant in a potato field disqualifies the whole field for certification. Symptoms appear when plants are nearly full grown, with one or more stems in a hill wilted and stunted while the rest seem healthy. Lower leaves have pale yellow areas between veins; these turn deeper yellow, and margins roll upward. A creamy exudate is expelled when the stem is cut across. This bacterium may also occur in sugar beet which are symptomless.

Tuber infection takes place at the stem end, and the most prominent symptoms appear some time after storage. The vascular ring turns creamy yellow to light brown, with a crumbly or cheesy odorless decay followed by decay from secondary organisms. Bacteria are not spread from plant to plant in the field, but by cutting knife and fingers at planting. A knife used to cut one infected tuber may contaminate the next 20 seed pieces.

*Control.* Use certified seed potatoes. Use several knives and rotate them in disinfectant. Commercial growers use a rotating knife passed through a chemical or hot-water bath between cuts. Disinfect tools, grader, digger, and bags; sweep storage house clean and spray with copper sulfate, 1 pound to 5 gallons of water.

**Clavibacter xyli** subsp. **cynodontis**. **Stunting Disease** of bermudagrass.

**Clavibacter xyli** subsp. **xyli**. **Ratoon Stunt** of sugarcane.

**Corynebacterium agropyri** (formerly *Clavibacter agropyri*). **Yellow Gum Disease** on western wheat grass. Enormous masses of surface bacteria form yellow slime between stem and upper sheath and glumes of flower head; plants dwarfed or bent; normal seeds rare.

**Corynebacterium humiferum** (formerly *Clavibacter humiferum*). Reported from wetwood of poplar, in Colorado.

**Curtobacterium flaccumfaciens** pv. **flaccumfaciens** (formerly *Clavibacter flaccumfaciens*). **Bacterial Wilt of Bean**, widespread on kidney and lima beans and soybean, causing considerable loss. Plants wilt at any stage from seedling to pod-production, with leaves turning dry, brown, and ragged after rains. Plants are often stunted. Bacteria winter on or in seed, which appear yellow or wrinkled and varnished. When infected seed is planted, bacteria pass from cotyledons into stems and xylem vessels. Other plants are infected by mechanical injury and perhaps by insects, but there is not much danger from splashed rain. Plants girdled at nodes may break over.

*Control.* Use seed grown in Idaho or California.

**Curtobacterium flaccumfaciens** pv. **poinsettia** (formerly *Clavibacter poinsettiae*). **Stem Canker** and **Leaf Spot** of Poinsettia, a relatively new disease, first noted in greenhouses in 1941. Longitudinal water-soaked streaks appear on one side of green stems, sometimes continuing through leaf petioles to cause spotting or blotching of leaves and complete defoliation. The cortex of stems turns yellow, the vascular system brown. Stems may crack open and bend down, with glistening, golden brown masses of bacteria oozing from stem ruptures and leaf lesions.

*Control.* Discard diseased stock plants; place cuttings from healthy mother plants in sterilized media; avoid overhead watering and syringing; rogue suspicious plants promptly.

**Rhodococcus fascians** (formerly *Clavibacter fascians*). **Fasciation**, widespread on sweet pea, also on carnation, chrysanthemum, gypsophila, geranium, petunia, impatiens, *Hebe* sp. and pyrethrum. Sweet pea symptoms are masses of short, thick, and aborted stems with misshapen leaves developing near the soil line at first or second stem nodes. The fasciated growth on old plants may have a diameter of 3 inches but does not extend more than an inch or two above ground. The portion exposed to light develops normal green color. Plants are not killed, but stems are dwarfed and blossom production is curtailed.

*Control.* Sterilize soil or use fresh.

**Rickettsialike bacteria. Bacterial Wilt** on Toronto creeping bentgrass; bacteria found in xylem of roots, crown, and leaves. Initially, leaf blades wilt from tip down and within several days entire leaf wilts, becomes dark green, shriveled, and twisted; also leaf scorch of mulberry.

---

## Enterobacteriaceae

### Erwinia

Motile rods (usually) with peritrichous flagella; Gram-negative; producing acid with or without visible gas from a variety of sugars; invading tissues of living plants producing dry necroses, galls, wilts, and soft rots. The genus is named for Erwin F. Smith, pioneer in plant diseases caused by bacteria.

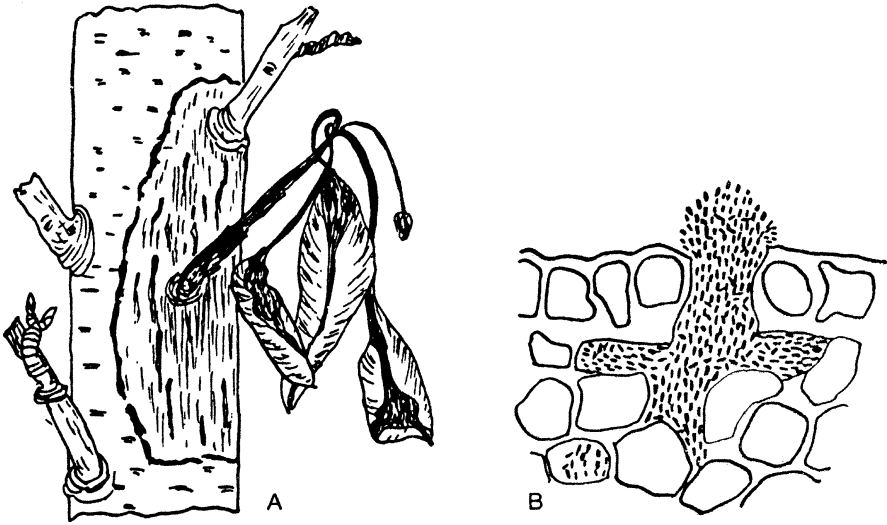
**Enterobacter cloacae. Bulb Decay** on onion.

**Erwinia amylovora. Fire Blight**, general on many species in several tribes of the Rosaceae, particularly serious on apple, pear, and quince. Other hosts include almond, amelanchier, apricot, aronia, blackberry, cherry, chokecherry, cotoneaster, crabapple, exochorda, geum, hawthorn, holodiscus, India hawthorn, kerria, Japanese quince, loquat, medlar, mountain-ash, plum, photinia, pyracantha, raspberry, rose, spirea, and strawberry.

Apparently a native disease, first noticed near the Hudson River in 1780, fire blight spread south and west with increased cultivation of pears and apples. By 1880 it had practically wrecked pear orchards in Illinois, Iowa, and other states in the Northern Mississippi Valley. Then it devastated pears on the Texas Gulf. Reaching California by 1910 it played havoc up the coast to Washington.

*Symptoms.* Blossoms and leaves of infected twigs suddenly wilt, turn dark brown to black, shrivel and die, but remain attached to twigs (see Fig. 3.4). The bark is shrunken, dark brown to purplish, sometimes blistered with gum oozing out. Brown or black blighted branches with dead persistent leaves look as if scorched by fire. The bacteria survive the winter in living tissue at the edge of “holdover cankers” on limbs. These are dead, slightly sunken areas with a definite margin or slight crack where dead tissue has shrunk away from living. In moist weather bacteria appear on the surface of cankers in pearly viscid drops of ooze, which is carried by wind-blown rain or insects to blossoms. Infection spreads from the blighted bloom to the young fruit, then down the pedicel to adjacent leaves, which turn brown, remaining hang-





**Figure 3.4** Fire Blight. **A** hold over canker developed on apple limb at base of blighted twig; **B** bacteria swarming through tissue

ing around the blighted blossom cluster. Leaf and fruit blight is also possible by direct invasion, a secondary infection via bacteria carried from primary blossom blight by ants, aphids, flies, wasps, fruit-tree bark beetles, and honeybees, sometimes tarnished plant bugs, and pear psyllids.

The tissue first appears water-soaked, then reddish, then brown to black as the bacteria swarm between the dying parenchyma cells. Division may take place every half hour; so they multiply rapidly and are usually well in advance of discolored external tissue. A collar rot may develop when cankers are formed near the base of a tree. Water sprouts are common sources of infection.

As spring changes to summer, the bacteria gradually become less active and remain dormant at the edge of a woody canker until the next spring at sap flow. Ordinarily they do not winter on branches smaller than 1/2 inch in diameter.

**Control.** Spraying during bloom is now a standard means of preventing blossom blight. Use bordeaux mixture or a fixed copper or streptomycin at 60 to 100 ppm. The latter is very effective at relatively high temperatures; at 65°F and below, copper is more satisfactory. Start spraying when about 10% of the blossoms are open and repeat at 5- to 7-day intervals until late bloom is over. A dormant spray for aphid control helps in preventing fire blight. One or more sprays may be needed for leafhoppers, starting at petal fall.

Inspect trees through the season and cut or break out infected twigs 12 inches below the portion visibly blighted. If lesions appear on large limbs they may be painted with one of the following mixtures:

- I. 1 quart denatured alcohol, 1/4 pint distilled water, 3/4 ounce muriatic acid, 1 1/2 pounds zinc chloride.
- II. 100 grams cobalt nitrate, 50 cc glycerine, 100 cc oil of wintergreen, 50 cc acetic acid, 80 cc denatured alcohol.
- III. 5 parts cadmium sulfate stock solution (1 pound stirred into 2 pints warm water), 2 parts glycerine, 2 parts muriatic acid, 5 parts denatured alcohol.

Formulas I and II were developed for use on the West Coast, III for New York. The paint is brushed on the unbroken bark over the lesions and for several inches above and below the canker; it may injure if there are wounds or cuts.

In cutting out cankered limbs during the dormant season, take the branch off at least 4 inches back from edge of the canker, and disinfect the cut. The home gardener may want to use 10% Chlorox for tools and bordeaux paint for cut surfaces. Dry bordeaux powder is stirred into raw linseed oil until a workable paste is formed.

Almost all desirable pear varieties are susceptible to fire blight, particularly Bartlett, Flemish Beauty, Howell, Clapps Favorite. Varieties Old Home, Orient, and the common Kieffer are more or less resistant. Jonathon apples are very susceptible. Less apt to be severely blighted are Baldwin, Ben Davis, Delicious, Duchess, McIntosh, Northern Spy, Stayman, and Winter Banana. At the University of California some work has been done on susceptibility of ornamentals to fire blight. *Pyracantha angustifolia* is quite susceptible, but *P. coccinea* and *P. crenulata* are rather resistant. *Cotoneaster salicifolia* is susceptible; *C. dammeri*, *C. pannosa*, and *C. horizontalis* are more resistant; and *C. adpressa* and *C. microphylla* show marked resistance.

Cultural methods influence the degree of fire blight, which is worse on fast-growing succulent tissue. Avoid heavy applications of nitrogen fertilizers; apply such nitrogen as is required in autumn or in spring in foliar sprays after danger of blossom blight is over.

**Erwinia carnegiana. Bacterial Necrosis** of giant cactus in the entire habitat of *Carnegia gigantea*. Long present in southern Arizona, this disease was not described until 1942, after it had encroached on cactus parks and private estates. Many giant cacti in the Saguaro National Monument have been killed, with heaviest mortality in trees 150 to 200 years old.

Symptoms start with a small, circular, light spot, usually with a water-soaked margin. The tissues underneath turn nearly black; the spot enlarges and has a purplish hue with the center cracking and bleeding a brown liquid. The rotten tissues dry, break up into granular or lumpy pieces, and fall to the ground. Rotting on one side means leaning to that side; when the trunk is girdled near the base, the giant is likely to fall in a wind-storm. If it does not break, it stands as a bare, woody skeleton, with all parenchyma tissue disintegrated. An insect, *Cactobrosis fernaldialis*, is largely responsible for the rapid spread of the disease. The larvae tunnel inside the stems most of the year, emerging from May to August to pupate for a month or so before the adult, a tan and brown nocturnal moth, lays eggs.

*Control.* A phosphate dust, applied monthly from April to September, has effectively controlled the insect vector. Incipient infections can be cut out and the cavity allowed to dry out and cork over. Before the insect vector was known, fallen trees were cut into short lengths, dragged to a burial pit, covered with a disinfectant, and then with soil.

**Erwinia carotovora** subsp. **carotovora** (formerly *Erwinia carotovora*). **Soft Rot** of calla, originally described from common calla, found on golden calla, and also on beet, cactus, cabbage, cauliflower, celery, cucumber, carrot, eggplant, geranium (*Pelargonium*), hyacinth, iris, onion, parsnip, pepper, potato, salsify, sansevieria, tobacco, tomato, and turnip.

On calla lily the soft rot starts in upper portion of the corm and progresses upward into leaf and flower stalks or down into roots, with the corm becoming soft, brown, and watery. Sometimes infection starts at edge of petiole, which turns slimy. Leaves with brown spots and margins die or rot off at the base before losing color. Flowers turn brown; stalks fall over; roots are soft and slimy inside the epidermis. Corms may rot so fast the plant falls over without other symptoms, or the diseased portion may dry down to sunken dark spots, in which the bacteria stay dormant to the next season.

On tomatoes, infection takes place through growth cracks, insect wounds, or sunscald areas. The tissue is at first water-soaked, then opaque, and in 3 to 10 days the whole fruit is soft, watery, colorless, with an offensive odor.

*Control.* Scrub calla corms, cut out rotted spots, and let cork over for a day or two. Plant in fresh or sterilized soil in sterilized containers and keep pots on clean gravel or wood racks, never on beds where diseased callas have grown previously. Grow at cool temperatures and avoid overwatering.

**Erwinia carotovora** subsp. **atroseptica** (formerly *Erwinia carotovora*). **Potato Blackleg, Basal Stem Rot, Tuber Rot**, general on potato. This

is a systemic disease perpetuated by naturally infected tubers. Lower leaves turn yellow; upper leaves curl upward; stems and leaves tend to grow up rather than spread out; stem is black-spotted, more or less softened at base and up to 3 or 4 inches from ground, and may be covered with bacterial slime; shoots may wilt and fall over. Tubers are infected through the stem end. The disease is most rapid in warm, moist weather, and may continue in storage. The bacteria are spread on the cutting knife, as with ring rot, and by seed-corn maggots, and may persist for a time in soil.

*Control.* Use certified seed potatoes and plant whole tubers; if cut seed must be used, allow to cork over to prevent infection from soil. Practice long rotation; disinfest cutting knife. Late varieties seem to be more resistant.

***Erwinia carotovora* subsp. *atroseptica*** (formerly *Erwinia carotovora*). **Delphinium Blackleg, Foot Rot, Bacterial Crown Rot** of perennial Delphinium; **Stem and Bud Rot** of Rocket Larkspur. In delphinium there is a soft black discoloration at the base of the stem, with bacteria oozing out from cracks. In larkspur there is a black rot of buds as well as yellowing of leaves, blackening of stem, stunting of plants. The bacteria are apparently carried in seed; hot-water treatment is helpful. Drenching delphinium crowns with bordeaux mixture has been recommended in the past. Insect larval control is helpful with potato. Avoid excessive watering or irrigation.

***Erwinia carotovora* subsp. *carotovora*** (formerly *Erwinia carotovora* var. *carotovora*). **Wilt** of sunflower, Kalanchoë; zucchini squash, and draceana. **Soft Rot**, general on many vegetables, in field, storage, and transit, and many ornamentals, especially iris. The bacteria were first isolated from rotten carrots, whence the name, but they are equally at home in asparagus, cabbage, turnips and other crucifers, celery, cucumber, eggplant, endive, garlic, horseradish, melon, parsnip, pepper, spinach, sunflower (stalk rot), sweet-potato, and tomato. Besides wide distribution on iris, soft rot has been reported, among ornamentals, on chrysanthemum, dahlia, Easter lily, geranium, orchid, sansevieria, poinsettia, and yellow calla.

The bacteria enter through wounds, causing a rapid, wet rot with a most offensive odor. The middle lamella is dissolved, and roots become soft and pulpy. Soft rot in iris often follows borer infestation. Tips of leaves are withered, the basal portions wet and practically shredded. The entire interior of a rhizome may disintegrate into a vile yellow mess while the epidermis remains firm. The rot is more serious in shaded locations, when iris is too crowded or planted too deeply.

*Control.* Borer control, starting when fans are 6 inches high, has greatly reduced the incidence of rot. If it appears, dig up the clumps, cut away all rotted portions, cut leaves back to short fans. Allow to dry in the sun for a day or two, then replant in well-drained soil, in full sun with upper portion of the rhizome slightly exposed. Many good iris growers do not agree with this “sitting duck” method, preferring to cover with an inch of soil; but the sun is an excellent bactericide, and shallow planting is one method of disease control. Clean off all old leaves in late fall after frost.

Prevent rot on stored vegetables by saving only sound, dry tubers, in straw or sand, in a well-ventilated room with temperature not too much above freezing. In the garden, rotate vegetables with fleshy roots with leafy varieties. Avoid bruising at harvest time.

***Erwinia chrysanthemi.* Bacterial Blight** of *Chrysanthemum*, a florists’ disease, first noted in 1950. First evidence of blight is a gray water-soaked area mid-point on the stem, followed by rot and falling over. The diseased tissue is brown or reddish brown; the rot progresses downward to the base of the stem or, under unfavorable conditions, may be checked with axillary buds below the diseased area producing normal shoots. Cuttings rot at the base. Sometimes affected plants do not show external symptoms, and cuttings taken from them spread the disease. Bacteria can be spread via cutting knife, or fingernails in pinching, and can live several months in soil. A form of this species causes a leaf blight of philodendron and may also infect banana, carnation, corn, and sorghum and pith/stem rot of tomato.

*Control.* Snap off cuttings; sterilize soil and tools.

**Corn rot.** Corn leaves show light or dark brown rotting at base; husks and leaf blades have dark brown spots; lower portion of stalk is rotten, soft, brown, with strong odor of decay; plants may break over and die, with little left but a mass of shredded remnants of fibrovascular bundles. Bacteria enter through hydathodes (water pores), stomata, and wounds.

***Erwinia cypripedii.*** Reported from California, causing brown rot of *Cypripedium* orchids. Small, circular to oval, water-soaked, greasy light brown spots become sunken, dark brown to chestnut. Affected crowns shrivel; leaves drop.

***Erwinia herbicola* (see *Pantoea herbicola*).** **Leaf Spot** of dracaena.

On *Dracaena sanderana*, gypsophila and related plants.

***Erwinia nimipressuralis.* Wetwood** of elm, slime flux, due to bacteria pathogenic in elm trunk wood, especially Asiatic elms, but possibly occur-

ring in many other trees, including maple, oak, mulberry, poplar, and willow. A water-soaked dark discoloration of the heartwood is correlated with chronic bleeding at crotches and wounds and abnormally high sap pressure in trunk, with wilting a secondary symptom. The pressure in diseased trees increases from April to August or September, reaching 5 to 30 pounds per square inch (as much as 60 pounds in one record). The bacteria inhabit ray cells mostly and do not cause a general clogging of water-conducting tissues. This pressure, caused by fermentation of tissues by bacteria, causes fluxing, a forcing of sap out of trunks through cracks, branch crotches, and wounds. The flux flows down the trunk, wetting large areas of bark and drying to a grayish white incrustation. Bacteria and yeasts working in the flux cause an offensive odor that attracts insects.

*Control.* Bore drain holes through the wood below the fluxing wound, slightly slanted to facilitate drainage. Install 1/2-inch copper pipe to carry the dripping sap away from the trunk and buttress roots. Screw the pipe in only far enough to be firm; if it penetrates the water-soaked wood, it interferes with drainage.

***Erwinia rhapontica.* Rhubarb Crown Rot**, similar to soft rot.

***Erwinia stewartii*** (see *Pantoea stewartii*). **Bacterial Wilt** of corn, **Stewart's Disease** on sweet corn, sometimes field corn, in the middle regions of the United States, from New York to California.

***Erwinia tracheiphila.* Bacterial Wilt** of cucurbits, **Cucumber Wilt** on cucumber, pumpkin, squash, and muskmelon but not watermelon. The disease is generally east of the Rocky Mountains and is also present in parts of the West; is most serious north of Tennessee. Total loss of vines is rare, but a 10 to 20% loss is common.

This is a vascular wound disease transmitted by striped and 12-spotted cucumber beetles. Dull green flabby patches on leaves are followed by sudden wilting and shriveling of foliage, and drying of stems. Bacteria ooze from cut stems in viscid masses. Partially resistant plants may be dwarfed, with excessive blooming and branching, wilting during the day but partially recovering at night. The bacteria winter solely in the digestive tract of the insects and are deposited on leaves in spring with excrement, entering through wounds or stomata.

*Control* is directed chiefly at the insects. Start vines under Hotkaps and spray or dust with rotenone or other insecticide when the mechanical protection is removed. Experimental spraying with antibiotics – streptomycin, terramycin, and neomycin has reduced wilt and increased yield.

***Pantoea ananatis***, **Leaf Blight** and **Bulb Decay** of onion.

***Pantoea herbicola*** (formerly *Erwinia herbicola*). **Leaf Spot** of dracaena.

On *Dracaena sanderana*, gypsophila and related plants. Galls are formed at crown and roots of grafted plants from 1/4 to 1 inch in diameter, but with a flat nodular growth rather than the usual globose crown gall.

***Pantoea stewartii*** (formerly *Erwinia stewartii*). **Bacterial Wilt** of corn, **Stewart's Disease** on sweet corn, sometimes field corn, in the middle regions of the United States, from New York to California. This is a vascular disease with yellow slime formed in the water-conducting system, resulting in browning of nodes, and dwarfing of plants; or long pale green streaks on leaf blades, followed by wilting and death of whole plant. Tassels may be formed prematurely and die before the rest of the plant. The bacteria are chiefly disseminated by corn flea beetles, and winter either in the beetles or in seed. Primary infections come from flea beetles feeding in spring, from infected seed, and occasionally from soil; but secondary spread is mostly by insects.

Corn grown in rich soil is more susceptible to wilt, and so are early varieties, especially Golden Bantam. Winter temperatures influence the amount of wilt the following summer. If the winter index, which is the sum of mean temperatures for December, January, and February, is above 100, bacterial wilt will be present in destructive amounts on susceptible varieties. If the index is below 90, the disease will be very sparse in northeastern states; if the index is between 90 and 100, there will be a moderate amount of wilt. Disease surveys over a period of years testify to the reliability of such forecasts (based on the amount of cold the flea beetle vectors can survive); but with the increasing use of hybrid sweet corn resistant to wilt, the importance of winter temperatures is reduced.

*Control.* Use insecticides to control flea beetles; substitute commercial fertilizer for manure; destroy infected refuse; try treating seed with terramycin or streptomycin. Use resistant varieties such as Golden Cross Bantam, Carmelcross, Ioana, Marcross, and Iochief.

---

## **Pseudomonadaceae**

### **Pseudomonas**

Motile with polar flagella; straight or curved rods; Gram-negative. Many species produce a greenish, water-soluble pigment. Many species are found in soil and water; many are plant pathogens causing leaf spots or blights.

**Acidovorax avenae** (formerly *Pseudomonas albopreciptans*). **Bacterial Spot** of cereals, grasses, and corn. Light or dark brown spots or streaks on grass blades. Bacteria enter through stomata or water pores.

**Acidovorax avenae** (formerly *Pseudomonas avenae*). **Bacterial Leaf Spot** of sweet corn. **Bacterial Leaf Blight** of johnsongrass.

**Acidovorax avenae** subsp. **citrulli** (formerly *Pseudomonas pseudoalcaligenes*). **Angular Leaf Spot** of muskmelon and watermelon. Fruit blotch; on melon, squash, pumpkin, and watermelon.

**Acidovorax cattleyae** (formerly *Pseudomonas cattleyae*). **Brown Spot** of orchids, *Phalaenopsis* and *Cattleya*, common in greenhouses. Infection is through stomata of young plants, wounds of older plants. Dark green, circular water-soaked spots change to brown and finally black. On *Cattleya* the disease is limited to older leaves.

**Burkholderia andropogonis** (formerly *Pseudomonas andropogonis*). **Bacterial Stripe** of sorghum and corn. **Bacterial Leaf Spot** on bougainvillea. **Black Spot** on clovers and statice. Also causes blight of chickpea, and bacterial leaf spot on white clover. Red streaks and blotches appear on leaves and sheaths, with abundant exudate drying down to red crusts or scales, readily washed off in rains. Bacteria enter through stomata.

**Bacterial Leaf Spot** of velvet bean, clovers. Translucent angular brown leaf spots have lighter centers and chlorotic surrounding tissue; there is no exudate. Bacteria enter through stomata and fill intercellular spaces of parenchyma.

**Burkholderia caryophylli** (formerly *Pseudomonas caryophylli*). **Bacterial Wilt** of carnation, usually under glass. Plants wilt, turn dry, colorless with roots disintegrating. Grayish-green foliage is the first symptom, but leaves rapidly turn yellow and die. Yellow streaks of frayed tissue in vascular areas extend a foot or two up the stem. It takes a month for disease to show up after inoculation, but it can be transmitted on cuttings taken from plants before appearance of symptoms. The sticky character of diseased tissue distinguishes this wilt from Fusarium wilt. Varieties Cardinal Sim, Laddie, Mamie, Portrait, and others may have severe cankers at base of stems, orange-yellow when young, very sticky. Bacteria are spread by hands, tools, splashing water. Also causes crown and leaf rot of statice.

**Control.** Remove and burn diseased plants and all within 1 1/2 -foot radius. After handling wash with hot water and soap, sterilize tools (10% Clorox for 5 minutes). Obtain rooted cuttings from propagators of cultured, disease-free material; keep in shipping bags until ready for benching and then place in



raised, steam-pasteurized benches. Never place cuttings in water or a liquid fungicide (use dust if a fungicide is required for other diseases); never place temporarily on an unsterilized table; never cut or trim with hands or knives; never plant in outdoor "nurse beds"; never use overhead watering.

**Burkholderia cepacia** (formerly *Pseudomonas cepacia*). **Sour Skin Rot** of onion. Slimy yellow rot of outer fleshy scales, with a vinegar odor. Let crop mature well before harvesting, tops dry before topping; cure bulbs thoroughly before storage.

**Burkholderia gladioli** (formerly *Pseudomonas gladioli*). **Leaf Spot and Blight** on bird's nest fern.

**Onion Bulb Rot**, a storage disease, inner scales of bulb water-soaked and soft, sometimes entire bulb rotting.

**Orchid Brown Rot and Leaf Spot.**

**Gladiolus Scab, Stem Rot, Neck Rot**, widespread on gladiolus, also on iris, bell peppers and tigridia. Lesions on corms are pale yellow, water-soaked circular spots deepening to brown or nearly black, eventually sunken with raised, horny, or brittle margins that are scablike and exude a gummy substance. Bacteria overwinter on corms. First symptoms after planting are tiny reddish raised specks on leaves, mostly near the base, enlarging to dark sunken spots, which grow together into large areas with a firm or soft rot. Sometimes plants fall over, but the disease is not ordinarily very damaging in the garden. The chief loss is to the grower in disfigured, unsalable corms. Brown streaks in husks sometimes disintegrate, leaving holes.

Gladiolus scab is increased by bulb mites, may be related to grub and wireworm injury.

**Pseudomonas aceris** (see *Pseudomonas syringae* pv. *aceris*). **Maple Leaf Spot** found in California on big leaf maple.

**Pseudomonas adzukicola**. **Stem Rot** of adzuki bean.

**Pseudomonas albopreciptans** (see *Acidovorax avenae*). **Bacterial Spot** of cereals, grasses, and corn.

**Pseudomonas andropogonis** (see *Burkholderia andropogonis*). **Bacterial Stripe** of sorghum and corn.

**Bacterial Leaf Spot** of velvet bean, clovers. Translucent angular brown leaf spots have lighter centers and chlorotic surrounding tissue; there is no exudate. Bacteria enter through stomata and fill intercellular spaces of parenchyma.

**Pseudomonas angulata** (see *Pseudomonas syringae* pv. *angulata*). **Black-fire** of tobacco.

**Pseudomonas asplenii.** **Bacterial Leaf Blight** of bird's-nest fern, first reported from greenhouses in California. Small translucent spots enlarge to cover whole frond; bacteria may invade crown and kill whole plant. Control depends on strict sanitation – sterilizing flats, pots, media, and forceps used in transplanting. Avoid excessive watering and too high humidity.

**Pseudomonas avenae** (see *Acidovorax avenae*). **Bacterial Leaf Spot** of sweet corn. **Bacterial Leaf Blight** of johnsongrass.

**Pseudomonas berberidis.** **Bacterial Leaf Spot** of barberry. Small, irregular, dark green water-soaked areas on leaves turn purple-brown with age; occasional spotting occurs on leaf stalks and young shoots. If twigs are infected, buds do not develop in the next season; if they are girdled, the entire twig is blighted. Cut out infected twigs and spray with bordeaux mixture or an antibiotic.

**Pseudomonas caryophylli** (see *Burkholderia caryophylli*). **Bacterial Wilt** of carnation, usually under glass.

**Pseudomonas cattleyae** (see *Acidovorax cattleyae*). **Brown Spot** of orchids, *Phalaenopsis* and *Cattleya*, common in greenhouses.

**Pseudomonas cepacia** (see *Burkholderia cepacia*). **Sour Skin Rot** of onion. Slimy yellow rot of outer fleshy scales, with a vinegar odor.

**Pseudomonas cichorii.** **Bacterial Leaf Spot** on basil. **Bacterial Blight** on Lobelia.

**Pseudomonas cichorii.** **Bacterial Rot** of chicory, Belgium endive, French endive, iris, **Soft Rot** of potato, and **Bacterial Leaf Spot** of hibiscus, geranium, magnolia and rhododendron. May also cause a **Leaf Spot** and **Stem Necrosis** on chrysanthemum (see Fig. 3.5) and **Bacterial Leaf Blight** on dwarf *Schefflera*. A yellowish olive center rot, affecting young inner leaves.

**Pseudomonas corrugata.** **Stem Rot** of tomato, also **Pith Necrosis**.

**Pseudomonas fluorescens** (*marginalis*). **Marginal Blight** of lettuce, **Kansas Lettuce Disease**, also on witloof chicory, **Soft Rot** of potato tubers. Leaf margins are dark brown to almost black, first soft, then like parchment. Yellowish red spots, turning dark, are scattered over leaves. Infected tissue disintegrates into an odorous mass. Bacteria live in the soil, which should not be splashed on plants by careless watering.

**Pseudomonas gladioli** (see *Burkholderia gladioli*). **Leaf Spot** and **Blight** on bird's nest fern.

**Pseudomonas melophthora.** **Apple Rot**, probably widespread. This is a decay of ripe apples following after apple maggots and eventually rotting whole fruit.



**Figure 3.5** Bacterial Black Spot on Chrysanthemum

***Pseudomonas pseudoalcaligenes*** (see *Acetovorax avenae* subsp. *citrulli*). **Angular Leaf Spot** of muskmelon and watermelon. **Fruit Blotch** on melon, squash, pumpkin, and watermelon.

***Pseudomonas ribicola***. On golden currant in Wyoming.

***Pseudomonas sesami***. **Bacterial Leaf Spot** of sesame. Brown spots on leaves and stems. Can be controlled by treating seed with streptomycin.

***Pseudomonas solanacearum*** (see *Rolstonia solanacearum*). **Southern Bacterial Wilt**, also called **Brown Rot**, **Bacterial Ring Disease**, **Slime Disease**, **Granville Wilt** (of tobacco), present in many states but particularly prevalent in the South, from Maryland around the coast to Texas.

***Pseudomonas syringae***. **Canker** on kiwifruit; also **Blight** on impatiens and mock orange. Also **Leaf Spot** on English and American elm, mountain-laurel, arugula and coriander. **Stem Dieback** of *Centaurea* and fennel.

***Pseudomonas syringae* pv. *aceris*** (formerly *Pseudomonas aceris*). **Maple Leaf Spot** found in California on big leaf maple. Small, water-soaked spots, surrounded by yellow zones, turn brown or black; cankers develop on petioles and bracts in serious cases; leaves may drop; disease present in cool, damp weather of early spring.

***Pseudomonas syringae* pv. *angulata*** (formerly *Pseudomonas angulata*). **Blackfire** of tobacco.

**Pseudomonas syringae** pv. **apii**. **Bacterial Blight** of celery. Small, irregularly circular rusty leaf spots, with a yellow halo, are occasionally numerous enough to cause death of foliage, but commonly are only disfiguring. Spray plants in seedbed with bordeaux mixture, or dust with copper lime dust; clean up old refuse.

**Pseudomonas syringae** pv. **apii**. **Bacterial Leaf Spot** of celery.

**Pseudomonas syringae** pv. **aptata**. **Bacterial Spot** on beets, Swiss chard, and nasturtium. Spots on nasturtium leaves are water-soaked, brownish, 1/8 to 1/4 inch across. On beets they are dark brown or black, irregular, and in addition there are narrow streaks on petioles, midribs, and larger veins. Petiole tissue may be softened as with soft rot. Infection is only through wounds.

**Pseudomonas syringae** pv. **coronafaciens**. **Halo Blight** on grasses, such as *Poa* spp. and *Calamagrostis* spp.

**Pseudomonas syringae** pv. **delphinii**. **Delphinium Black Spot** on delphinium and aconite (monkshood). Irregular tarry black spots on leaves, flower buds, petioles, and stems may coalesce in late stages to form large black areas. The bacteria enter through stomata or water pores. Occasionally this bacterial leaf spot results in some distortion, but most abnormal growth and blackening of buds is due to the cyclamen mite, a much more important problem than black spot.

*Control.* Remove diseased leaves as noticed; cut and burn all old stalks at end of season; avoid overhead watering. In a wet season spraying with bordeaux mixture may have some value.

**Pseudomonas syringae** pv. **glycinea**. **Bacterial Blight** of soybean. Perhaps the most common and conspicuous disease of soybean, appearing in fields when plants are half-grown and remaining active until maturity, with defoliation during periods of high humidity or heavy dews. Small, angular, translucent leaf spots, yellow to light brown, turn dark reddish brown to nearly black with age. There is often a white exudate drying to a glistening film on under leaf surfaces. Black lesions appear on stems and petioles, and on pods water-soaked spots enlarge to cover a wide area, darken, and produce an exudate drying to brownish scales; seeds are often infected. Seedlings from infected seed have brown spots on cotyledons and often die. Flambeau and Hawkeye varieties are somewhat less susceptible. Use seed taken from disease-free pods.

**Pseudomonas syringae** pv. **helianthi**. **Bacterial Leaf Spot** of sunflower. Leaves show brown, necrotic spots, first water-soaked, then dark and oily.

***Pseudomonas syringae* pv. *hibisci*. Bacterial Leaf Spot** on *Hibiscus*.

***Pseudomonas syringae* pv. *lachrymans*. Angular Leaf Spot** of cucurbits, general on cucumber, muskmelon, summer squash, occasional on other cucurbits. Leaves or stems have irregular, angular, water-soaked spots with bacteria oozing out in tearlike droplets that dry down to a white residue. Eventually the spots turn gray, die, and shrink, leaving holes in foliage. Fruit spots are small, nearly round, with the tissue turning white, sometimes cracking. The bacteria overwinter in diseased plant tissue and in the seed coat. They are spread from soil to stems and later to fruit in rainy weather, also transferred from plant to plant on hands and clothing. Infection is most severe in plants gone over by pickers early in the morning before dew has dried off. *Control.* Plow under or remove vines immediately after harvest.

***Pseudomonas syringae* pv. *mori*. Bacterial Blight** of mulberry, general on black and white mulberry. Numerous water-soaked leaf spots join to form brown or black areas with surrounding yellow tissue. Young leaves may be distorted, with dark sunken spots on midribs and veins. Dark stripes with translucent borders on young shoots exude white or yellow ooze from lenticels. Dead twigs and brown leaves resemble fire blight; trees are stunted but seldom killed. Remove and burn blighted branches; do not plant young mulberry trees near infected specimens.

***Pseudomonas syringae* pv. *mors-prunorum*. Bacterial Canker** of stone fruits, **Citrus Blast, Lilac Blight** on many unrelated plants, including apple, plum, peach, cherry, pear, almond, avocado, citrus fruits, lilacs, flowering stock, rose, beans, cowpeas, oleander, and leaf spot on peas.

On stone fruits all plant parts are subject to attack, but most destructive are elongated water-soaked lesions or gummy cankers on trunks and branches, usually sour-smelling. Dormant buds of cherry and apricot are likely to be blighted, pear blossoms blasted. Small purple spots appear on leaves of plum and apricot, black lesions on fruit of cherry and apricot. All varieties of apricot are very susceptible to the disease. Plums on Myrobalan rootstock are more resistant, and varieties California, Duarte, and President are tolerant.

On citrus, and particularly lemons, dark sunken spots, called black pit, are formed on fruit rind, but there is no decay. The blast form of the disease is most often on oranges and grapefruit – water-soaked areas in leaves, which may drop or hang on, twigs blackened and shriveled. The disease is most serious in seasons with cold, driving rainstorms.

On lilac, brown water-soaked spots on leaves and internodes on young shoots blacken and rapidly enlarge. Young leaves are killed; older leaves have large

portions of the blade affected. Infection starts in early spring in rainy weather. The bacteria are primarily in the parenchyma, spreading through intercellular spaces, blackening and killing cells, forming cavities. The vascular system may also be affected, followed by wilting of upper leaves.

*Control.* Prune out infected twigs and branches. In California spray fruits in fall with bordeaux mixture, at the time first leaves are dropping. Grow bushy, compact citrus trees less liable to wind injury; use windbreaks for orchards.

***Pseudomonas syringae* pv. *papulans*. Blister Spot** of apple. Small, dark brown blisters on fruit and rough bark cankers on limbs start at lenticels. Bark may have rough scaly patches from a few inches to a yard long, bordered with a pimpled edge, and with outer bark sloughing off in spring.

***Pseudomonas syringae* pv. *phaseolicola*. Bean Halo Blight**, halo spot on common, lima, and scarlet runner beans. The symptoms are those of other bean blights except that there are wide green or yellowish green halos around water-soaked leaf spots, such spots later turning brown and dry. Leaves wilt and turn brown; young pods wither and produce no seed; sometimes plants are dwarfed with top leaves crinkled and mottled. In hot weather, spots are often angular, reddish brown, and without halo. Stem streaks are reddish, with gray ooze; pod spots are red to brown with silver crusts; seeds are small, wrinkled, with cream-colored spots. All snap beans are susceptible; many dry beans – Pinto, Great Northern, Red Mexican, Michelite – are rather resistant.

*Control.* Use seed from blight-free areas. Blight is rare in California, occasional in Idaho. Plan a 3-year rotation. Do not pick beans when foliage is wet.

***Pseudomonas syringae* pv. *lisi*. Bacterial Blight** of pea, general on field and garden peas, especially in East and South, and causing a leaf spot of sweet peas. Dark green water-soaked dots on leaves enlarge and dry to russet brown; stems have dark green to brown streaks. Flowers are killed or young pods shriveled, with seed covered with bacterial slime. Bacteria enter through stomata or wounds, and if they reach the vascular system, either leaflets or whole plants wilt. Vines infected when young usually die. Alaska and Telephone varieties are particularly susceptible.

*Control.* Avoid wounding vines during cultivation. Sow peas in early spring in well-drained soil. Use disease-free seed and plan a 4-year rotation.

***Pseudomonas syringae* pv. *porri*. Bacterial Blight** of shallot.

***Pseudomonas syringae* pv. *primulae*. Bacterial Leaf Spot** of primrose in ornamental and commercial plantings in California. Infection is confined to

older leaves – irregularly circular brown lesions surrounded by conspicuous yellow halos. Spots may coalesce to kill all or part of leaf. Spraying with bordeaux mixture has prevented infection.

***Pseudomonas syringae* pv. *savastanoi*. Olive Knot, Bacterial Knot** of olive. Irregular, spongy, more or less hard, knotty galls on roots, trunk, branches, leaf, or fruit pedicels start as small swellings and increase to several inches with irregular fissures. Terminal shoots are dwarfed or killed; whole trees may die. Bacteria enter through wounds, often leaf scars or frost cracks. Variety Manzanilla is most susceptible of the olives commonly grown in California. Another form of this species causes similar galls on ash.

*Control.* Cut out galls carefully, disinfesting tools; paint larger cuts with bordeaux paste and spray trees with bordeaux mixture in early November, repeating in December and March if infection has been abundant. Do not plant infected nursery trees or bring equipment from an infected orchard into a healthy one.

***Pseudomonas syringae* pv. *syringae*. Brown Spot, Foliar** on wild rice (*Zizania*); leaf spot and stem collapse on urd bean; leaf spot and stem canker on Ginkgo.

**Oleander Bacterial Gall.** Galls or tumors are formed on branches, herbaceous shoots, leaves, and flowers but not on underground parts. Small swellings develop on leaf veins, surrounded by yellow tissue, with bacterial ooze coming from veins in large quantity. Young shoots have longitudinal swellings with small secondary tubercles; young leaves and seedpods may be distorted and curled. On older branches tumors are soft or spongy and roughened with projecting tubercles; they slowly turn dark. Prune out infected portions, sterilizing shears between cuts; propagate only from healthy plants.

***Pseudomonas syringae* pv. *tabaci*** (see *Pseudomonas tabaci*). **Blackfire** of tobacco.

***Pseudomonas syringae* pv. *tabaci*. Tobacco Wildfire** on tobacco, tomato, eggplant, soybean, cowpea, pokeberry, and ground-cherry, in all tobacco districts sporadically. Leaf spots have tan to brown dead centers with chlorotic halos. The disease appears first on lower leaves and spreads rapidly in wet weather. The bacteria persist a few months in crop refuse and on seed and enter through stomatal cavities. In buried soybean leaves the bacteria have lived less than 4 months; so fall plowing may be beneficial. Seed stored for 18 months produces plants free from wildfire.

***Pseudomonas syringae* pv. *tagetis*. Bacterial Leaf Spot.** Circular necrotic lesions on leaves and petioles. The lesions have dark purple margins. This disease occurs on marigold, sunflower, Jerusalem artichoke, and common ragweed. Apical chlorosis is also caused by this pathogen on sunflower and sunflower seed may be a source of inoculum.

***Pseudomonas syringae* pv. *tagetis*. Bacterial Leaf Spot** on compass plant and sunflower.

***Pseudomonas syringae* pv. *tomato*. Bacterial Leaf Spot** of crucifers, **Pepper Spot** of cabbage, cauliflower, chinese cabbage, and turnip, mostly in northeastern and Middle Atlantic states. Numerous brown or purple spots range from pinpoint to 1/8 inch in diameter. If spots are very numerous, leaves yellow and drop off. Cauliflower is more commonly affected than cabbage. Bacteria, disseminated on seed or in diseased plant parts, enter through stomata, and visible symptoms appear in 3 to 6 days. Disease is most severe in seedbeds.

*Control.* Change location of hotbed starting seedlings; use 2-year rotation in field; have seed hot-water treated.

***Pseudomonas syringae* pv. *tomato*. Bacterial Speck** of tomato. Numerous, dark brown raised spots on fruit are very small, less than 1/16 inch; they do not extend into flesh and are more disfiguring than harmful.

***Pseudomonas syringae* pv. *zizaniae*. Leaf Spot and Stem Spot** of wild rice.

***Pseudomonas tabaci* (see *Pseudomonas syringae* pv. *tabaci*). Blackfire** of tobacco.

***Pseudomonas viburni*. Bacterial Leaf Spot** of viburnum, widespread. Circular water-soaked spots appear on leaves, and irregular sunken brown cankers on young stems, and the bacteria overwinter in leaves, stems or buds. Remove and burn infected leaves. Spray with bordeaux mixture or an antibiotic such as Agrimycin two or three times at weekly intervals.

***Pseudomonas viridiflava*. Bacterial Leaf Spot** on basil. **Bacterial Canker** on poinsettia.

***Pseudomonas viridilivida*. Louisiana Lettuce Disease** on lettuce, bell pepper, and tomatoes. Numerous water-soaked leaf spots fuse to infect large areas, first with a soft rot, then a dry shriveling. Sometimes outer leaves are rotted and the heart sound. This bacterium also causes greasy canker of poinsettia.

***Pseudomonas washingtoniae*.** This bacterium causes spots on leaves of Washington palm.



***Pseudomonas woodsii*. Bacterial Spot and Blight** of carnation. Leaf lesions are small, elongated, brown with water-soaked borders, withering to brown sunken areas, with masses of bacteria oozing out of stomata. They are spread in greenhouses by syringing, and outdoors by rain. Follow cultural practices suggested under *P. caryophylli* for carnation wilt.

***Pseudomonas* sp. Blueberry Canker** reported from Oregon. Reddish brown to black cankers appear on canes of the previous season; all buds in the cankered areas are killed; stems are sometimes girdled. Varieties Weymouth, June, and Rancocas are resistant, but Jersey, Atlantic, Scammel, Coville, and Evelyn are highly susceptible.

***Rhizomonas suberifaciens*. Corky Rot** on lettuce.

***Rolstonia solanacearum* (formerly *Pseudomonas solanacearum*).** **Southern Bacterial Wilt**, also called **Brown Rot, Bacterial Ring Disease, Slime Disease, Granville Wilt** (of tobacco), present in many states but particularly prevalent in the South, from Maryland around the coast to Texas. Southern wilt is common on potatoes in Florida but also appears on many other vegetables – bean, lima bean, castor bean, soybean, velvet bean, beet, carrot, cowpea, peanut, sweetpotato, tomato, eggplant, pepper, and rhubarb. Ornamentals sometimes infected include ageratum, anthurium, dwarf banana, garden balsam, geranium, canna, cosmos, croton, chrysanthemum, dahlia, hollyhock, lead-tree, marigold, nasturtium, Spanish needle, sunflower, and zinnia. The symptoms are those of a vascular disease, with dwarfing or sudden wilting, a brown stain in vascular bundles, and dark patches or streaks in stems. Often the first symptom is a slight wilting of leaves at end of branches in the heat of the day, followed by recovery at night, but each day the wilting is more pronounced and recovery less until the plant dies. Young plants are more susceptible than older ones. In potatoes and tomatoes there may be a brown mushy decay of stems, with bacterial ooze present. Potato tubers often have a browning of vascular ring, followed by general decay.

Bacteria live in fallow soil 6 years or more and may persist indefinitely in the presence of susceptible plants. They are spread by irrigation water, in crop debris, or soil fragments on tools and tractors, or by farm animals. Optimum temperatures are high, ranging from 77° to 97°F, with inhibition of disease below 55°F.

**Control.** Use northern-grown seed potatoes and Sebago and Katahdin varieties, more resistant than Triumph and Cobbler. Use a long rotation for toma-

toes. Soil can be acidified with sulfur to kill bacteria, followed by liming in the fall before planting.

---

## Xanthomonas

Small rods, motile with a single polar flagellum; form abundant slimy yellow growth. Most species are plant pathogens causing necroses.

**Ralstonia solanacearum**, Race 3, Biovar 2. **Bacterial wilting** of geranium; also yellowing and stunting.

**Xanthomonas albilineans**. **Leaf Scald** of sugarcane (FL, TX).

**Xanthomonas axonopodis**. **Leaf Streak** (water soaking) of African lily and **Leaf Blight** of onion.

**Xanthomonas begoniae** (see *Xanthomonas campestris* pv. *begoniae*).

**Begonia Bacteriosis**, leaf spot of fibrous and tuberous begonias.

**Xanthomonas campestris**. **Black Rot** of crucifers, **Bacterial Blight**, **Wilt**, **Stump Rot** of alder, arabisopsis, asparagus tree fern, avocado, cabbage, cauliflower, broccoli, brussels sprouts, kale, lavender, mustard, radish, rutabaga, sunflower, stock, turnip, and leaf blight of onion. Black rot was first observed in Kentucky and Wisconsin about 1890 and is generally distributed in the country, with losses often 40 to 50% of the total crop. It is one of the most serious crucifer diseases, present each season but epidemic in warm, wet seasons.

The bacteria invade leaves through water pores or wounds and progress to the vascular system. Veins are blackened, with leaf tissue browning in a V-shape. With early infection plants either die or are dwarfed, with a one-sided growth. Late infection results in defoliation, long bare stalks with a tuft of leaves on top. When stems are cut across, they show a black ring, result of the vascular invasion, and sometimes yellow bacterial ooze. Black rot is a hard odorless rot, but it may be followed by soft, odorous decays. Primary infection comes from bacteria carried on seed, or in refuse in soil, but drainage water, rain, farm implements, and animals aid in secondary infection.

*Control*. Use seed grown in disease-free areas in the West or treat with hot water, 122°F, 25 minutes for cabbage, 18 minutes for broccoli, cauliflower, and collards. Plan a 3-year rotation with plants other than crucifers, and clean up all crop refuse.

**Xanthomonas campestris**. **Horse-Radish Leaf Spot**. Leaves are spotted but there is no vascular infection. Also causes leaf spot of *Pilea* sp., *Pellionia*

sp. and leaf spot and blight of bird of paradise, white butterfly. Also, bacterial leaf and stem lesions.

**Xanthomonas campestris**. **Bacterial Leaf Spot** on cabbage and radish.

**Xanthomonas campestris** pv. **asclepiadis**. **Bacterial Blight** on butterfly weed.

**Xanthomonas campestris** pv. **barbareae**. **Black Rot** of winter-ress (*Barbarea vulgaris*), similar to black rot of cabbage; small greenish spots turn black.

**Xanthomonas campestris** pv. **begoniae** (formerly *Xanthomonas begoniae*). **Begonia Bacteriosis**, leaf spot of fibrous and tuberous begonias. Blister-like, roundish dead spots are scattered over surface of leaves. Spots are brown with yellow translucent margins. Leaves fall prematurely, and in severe cases the main stem is invaded, with gradual softening of all tissues and death of plants. Bacteria remain viable at least 3 months in yellow ooze on surface of dried leaves. Leaves are infected through upper surfaces during watering, with rapid spread of disease when plants are crowded together under conditions of high humidity.

*Control*. Keep top of leaves dry, avoiding syringing or overhead watering; keep pots widely spaced; spray with bordeaux mixture and dip cuttings in it.

**Xanthomonas campestris** pv. **carotae** (formerly *Xanthomonas carotae*). **Bacterial Blight** of carrot. The chief damage is to flower heads grown for seed, which may be entirely killed. Symptoms include irregular dead spots on leaves, dark brown lines on petioles and stems, blighting of floral parts, which may be one-sided. Use clean seed, or treat with hot water; rotate crops.

**Xanthomonas campestris** pv. **citri**. **Citrus Canker** on all citrus fruits, but not apparently eradicated from the United States. It came from the Orient and appeared in Texas in 1910, becoming of major importance in Florida and the Gulf States by 1914, ranking with chestnut blight and white pine blister rust as a national calamity. But here is one of the few cases on record where man has won the fight, where a disease has been nearly eradicated by spending enough money and having enough cooperation early in the game. Several million dollars, together with concerted intelligent effort by growers, quarantine measures, destruction of every infected tree, sanitary precautions so rigid they included walking the mules through disinfestant, sterilization of clothes worn by workers – ill saved us from untold later losses.

Symptoms of citrus canker are rough, brown corky eruptions on both sides of leaves and fruit. On foliage the lesions are surrounded by oily or yellow halos. Old lesions become brown and corky.

**Xanthomonas campestris** pv. **corylina** (formerly *Xanthomonas corylina*). **Filbert Blight, Bacteriosis**, the most serious disease of filberts in the Pacific Northwest, known since 1913 from the Cascade Mountains west in Oregon and Washington. The disease is similar to walnut blight (see *X. juglandis*) with infection on buds, leaves, and stems of current growth; on branches; and on trunks 1 to 4 years old. The bacteria are weakly pathogenic to the nuts. Copper-lime dusts are effective, with four to six weekly applications, starting at the early prebloom stage.

**Xanthomonas campestris** pv. **cucurbitae** (formerly *Xanthomonas cucurbitae*). **Bacterial Spot** on winter squash and pumpkin. Leaf spots are first small and round, then angular between veins, with bright yellow halos; sometimes translucent and thin but not dropping out; often coalescing to involve whole leaf. Bacterial exudate is present.

**Xanthomonas campestris** pv. **cyamopsidis**. **Rot** of *Lithops* spp.

**Xanthomonas campestris** pv. **dieffenbachiae**. **Blight** of *Anthurium*; also **Leaf Spot** of cocoyam.

**Xanthomonas campestris** pv. **dieffenbachiae** (formerly *Xanthomonas dieffenbachiae*). **Dieffenbachia Leaf Spot**. Spots are formed on all parts of leaf blade except midrib, but not on petioles and stems. They range from minute, translucent specks to lesions 3/8 inch in diameter, circular to elongated, yellow to orange-yellow with a dull green center. Spots may grow together to cover large areas, which turn yellow, wilt, and dry. Dead leaves are dull tan to light brown, thin and tough but not brittle. The exudate on lower surface of spots dries to a waxy, silver-white layer.

*Control*. Separate infected from healthy plants; keep temperature low; avoid syringing; try protective spraying with streptomycin.

**Xanthomonas campestris** pv. **fragariae**. **Angular Leaf Spot** on strawberry; also **Blossom Blight** on strawberry.

**Xanthomonas campestris** pv. **glycines** (formerly *Xanthomonas glycines* (*phaseoli* var. *sojense*)). **Bacterial Pustule** of soybean, similar to regular bean blight but chiefly a foliage disease, present in most soybean areas, more severe in the South. Small, yellow-green spots with reddish brown centers appear on upper surface of leaves with a small raised pustule at the center of the spot on the under leaf surface. Spots run together to large irregular brown areas, portions of which drop out, giving a ragged appearance.

Bacteria overwinter in diseased leaves and on seed. Variety CNS is highly resistant; Ogden has some resistance.

**Xanthomonas campestris** pv. **gummisudans** (formerly *Xanthomonas gummisudans*). **Bacterial Blight** of Gladiolus. Narrow, horizontal, water-soaked, dark green spots turn into brown squares or rectangles between veins, covering entire leaf, particularly a young leaf, or middle section of the blade. Bacteria ooze out in slender, twisted, white columns or in a gummy film, in which soil and insects get stuck. Disease is spread by planting infected corms or by bacteria splashed in rain from infected to healthy leaves. The small dark brown corm lesions are almost unnoticeable. Soak corms unhusked for 2 hours before planting.

**Xanthomonas campestris** pv. **hederae** (formerly *Xanthomonas hederae*). **Bacterial Leaf Spot** of English ivy. Small water-soaked area on leaves develop dark brown to black centers as they increase in size, sometimes cracking, with reddish purple margins. Spots are sometimes formed on petioles and stems, with plants dwarfed and foliage yellow-green. Spray with bordeaux mixture or an antibiotic. Keep plants well spaced; avoid overhead watering and high humidity.

**Xanthomonas campestris** pv. **hyacinthi** (formerly *Xanthomonas hyacinthi*). **Hyacinth Yellows**, yellow rot of Dutch hyacinth, occasionally entering the country in imported bulbs. The disease was first noted in Holland in 1881 and named for the yellow slime or bacterial ooze seen when a bulb is cut. The bulbs rot either before or after planting, producing no plants above ground or badly infected specimens, which do not flower and have yellow to brown stripes on leaves or flower stalks. Bacteria are transmitted by wind, rain, tools, and clothes, with rapid infection in wet or humid weather, particularly among luxuriantly growing plants. The disease is usually minor in our Pacific Northwest but worse in warm, wet weather on rapidly growing plants. Innocence is more susceptible than King of the Blues.

*Control.* Cover infected plants with a jar or can until the end of the season; then dig after the others. Never work or walk in fields when plants are wet; avoid bruising; discard rotten bulbs; rotate plantings; avoid fertilizer high in nitrogen.

**Xanthomonas campestris** pv. **incanae** (formerly *Xanthomonas incanae*). **Bacterial Blight** of garden stocks causing, since 1933, serious losses on flower-seed ranches in California; also present in home gardens. This is a vascular disease of main stem and lateral branches, often extending into leaf petioles and seed peduncles. Seedlings suddenly wilt when 2 to 4 inches

high, with stem tissues yellowish, soft and mushy, and sometimes a yellow exudate along stem. On older plants, dark water-soaked areas appear around leaf scars near ground, stem is girdled, and lower leaves turn yellow and drop; or entire plants wilt or are broken by wind at ground level. Bacteria persist in soil and on or in seed; they are also spread in irrigation water.

*Control.* Use a 2 to 3-year rotation. Treat seed with hot water, 127.5° to 131°F for 10 minutes, followed by rapid cooling.

**Xanthomonas campestris** pv. **juglandis** (formerly *Xanthomonas juglandis*). **Walnut Blight** on English or Persian walnut, black walnut, butternut, Siebold walnut. Black, dead spots appear on young nuts, green shoots, and leaves. Many nuts fall prematurely, but others reach full size with husk, shell, and kernel more or less blackened and destroyed. Bacteria winter in old nuts or in buds, and may be carried by the walnut erinose mite.

*Control.* Spray with a fixed copper, as copper oxalate, or with streptomycin. Apply when 10% of the blossoms are open, repeat when 20% are open, and again after bloom.

**Xanthomonas campestris** pv. **malvacearum**. **Leaf Spot** on *Hibiscus*.

**Xanthomonas campestris** pv. **oryzae** (formerly *Xanthomonas oryzae*).

**Carnation Pimple** reported from Colorado as caused by a new form of the rice blight organism. Very small, 1 mm, pimples are formed near base and tips of leaves, which may shrivel.

**Xanthomonas campestris** pv. **papavericola** (formerly *Xanthomonas papavericola*). **Bacterial Blight** of poppy on corn poppy and on Oriental, opium, and California poppies. Minute, water-soaked areas darken to intense black spots bounded by a colorless ring. Spots are scattered, circular, small, often zonate, with tissue between yellow and then brown. There is a noticeable, slimy exudate. Infection is through stomata and often into veins. Stem lesions are long, very black, sometimes girdling and causing young plants to fall over. Flower sepals are blackened, petals stop developing; pods show conspicuous black spots.

*Control.* Remove and destroy infected plants; do not replant poppies in the same location. Try Agrimycin as a preventive spray.

**Xanthomonas campestris** pv. **pelargonii** (formerly *Xanthomonas pelargonii*). **Bacterial Leaf Spot** of geranium (*Pelargonium*). Irregular to circular brown leaf spots start as water-soaked dots on undersurface, becoming sunken as they enlarge and with tissue collapsing. If spots are numerous, the entire leaf turns yellow, brown, and shriveled, then drops. The leaves sometimes wilt and droop but hang on the plant for a week or so. Exterior of

stem is gray and dull, the pith and cortex black, later disintegrating into a dry rot. The roots are blackened but not decayed. Cuttings fail to root, and rot from the base upward. Bacteria can live 3 months in moist soil; are spread by handling, splashing water, cutting knives, and whiteflies.

*Control.* Remove diseased plants. Take cuttings from plants known to be healthy; place in sterilized media and pots. Commercial growers should purchase culture-indexed cuttings. Be sure to sterilize cutting knives. Use 1-year rotation. Try Agrimycin as a preventive spray, or copper.

***Xanthomonas campestris* pv. *pelargonii*** (formerly *Xanthomonas pelargonii*) **Geranium Leaf Spot** on *Pelargonium* spp. Leaf spots are small, brown, necrotic, sometimes with reddish tinge on upper surface and a slightly water-soaked condition on underside. Young leaves may die and drop. Petioles are occasionally spotted. Bacteria winter in old leaves or under mulch.

***Xanthomonas campestris* pv. *phaseoli*** (formerly *Xanthomonas phaseoli*). **Bacterial Bean Blight**, general and serious on beans but rare in some western states. Leaf spots are at first very small, water-soaked or light green wilted areas, which enlarge, turn brown, are dry and brittle, and have a yellow border around edge of lesions and often a narrow, pale green zone outside that. Leaves become ragged in wind and rainstorms. Reddish brown horizontal streaks appear in stem, which may be girdled and break over at cotyledons or first leaf node.

Pod lesions are first dark green and water-soaked, then dry, sunken and brick red, sometimes with a yellowish encrustation of bacterial ooze. White seeds turn yellow, are wrinkled with a varnished look.

*Control.* Use disease-free western-grown seed. Keep away from beans when plants are wet.

***Xanthomonas campestris* pv. *pruni*** (formerly *Xanthomonas pruni*). **Bacterial Spot** of stone fruits, also called canker, shot hole, black spot; general on plum, Japanese plum, prune, peach, and nectarine east of the Rocky Mountains; one of the more destructive stone fruit diseases, causing heavy losses in some states.

*Symptoms* on leaves are numerous, round or angular, small reddish spots with centers turning brown and dead, dropping out to leave shot holes. Spots may run together to give a burned, blighted, or ragged appearance, followed by defoliation, with losses running high in devitalized trees. On twigs dark blisters dry out to sunken cankers. Fruit spots turn into brown to black, saucer-shaped depressions with small masses of gummy, yellow exudate, often with cracking through the spot.

*Control.* Plant new orchards from nurseries free from the disease. Prune to allow air in the interior of trees. Feed properly; trees with sufficient nitrogen do not defoliate so readily. Zinc sulfate-lime sprays have been somewhat effective.

**Xanthomonas campestris** pv. **raphani** (formerly *Xanthomonas vesicatoria* var. *raphani*). **Leaf Spot** of radish, turnip, and other crucifers, similar to bacterial spot on tomato.

**Xanthomonas campestris** pv. **vesicatoria** (formerly *Xanthomonas vesicatoria*). **Bacterial Spot** of tomato and pepper, common in wet seasons. Small, black, scabby fruit spots, sometimes with a translucent border, provide entrance points for secondary decay organisms. Small, dark greasy spots appear on leaflets and elongated black spots on stems and petioles. Bacteria are carried on seed.

*Control.* Rotate crops; destroy diseased vines. Spraying or dusting with copper may reduce infection. These may be combined with streptomycin.

**Xanthomonas campestris** pv. **vignicola** (formerly *Xanthomonas vignicola*). **Cowpea Canker** on cowpeas and red kidney beans, a destructive disease, first described in 1944. Beans are blighted; cowpea stems have swollen, cankerlike lesions, with the cortex cracked open and a white bacterial exudate. The plants tend to break over. Leaves, stems, pods, and seeds are liable to infection. Chinese Red cowpeas seem particularly susceptible, but the disease appears on other varieties.

**Xanthomonas campestris** pv. **vitians** (formerly *Xanthomonas vitians*). **Bacterial Wilt** and **Leaf Spot** of lettuce, **South Carolina Lettuce Disease**, wilting and rotting of lettuce leaves and stems. In early stages plants are lighter green than normal. Leaves may have definite brown spots coalescing to large areas or may wilt following stem infection. Use windbreaks to prevent injuries affording entrance to bacteria; also causes leaf spot of pepper and tomato.

**Xanthomonas campestris** pv. **zinniae**. **Leaf and Flower Spot** of zinnia.

**Xanthomonas campestris** pv. **zinniae** (formerly *Xanthomonas nigromaculans*). **Leaf Spot** on zinnia.

**Xanthomonas carotae** (see *Xanthomonas campestris* pv. *carotae*). **Bacterial Blight** of carrot.

**Xanthomonas corylina** (see *Xanthomonas campestris* pv. *corylina*). **Filbert Blight, Bacteriosis**, the most serious disease of filberts in the Pacific Northwest, known since 1913 from the Cascade Mountains west in Oregon and Washington.



**Xanthomonas cucurbitae** (see *Xanthomonas campestris* pv. *cucurbitae*).

**Bacterial Spot** on winter squash and pumpkin

**Xanthomonas dieffenbachiae** (see *Xanthomonas campestris* pv. *dieffenbachiae*). **Dieffenbachia Leaf Spot**. Spots are formed on all parts of leaf blade except midrib, but not on petioles and stems.

**Xanthomonas glycines** (*phaseoli* var. *sojense*) (see *Xanthomonas campestris* pv. *glycines*). **Bacterial Pustule** of soybean, similar to regular bean blight but chiefly a foliage disease, present in most soybean areas, more severe in the South

**Xanthomonas gummisudans** (see *Xanthomonas campestris* pv. *gummisudans*). **Bacterial Blight** of Gladiolus.

**Xanthomonas hederæ** (see *Xanthomonas campestris* pv. *hederæ*). **Bacterial Leaf Spot** of English ivy.

**Xanthomonas hyacinthi** (see *Xanthomonas campestris* pv. *hyacinthi*). **Hyacinth Yellows**, yellow rot of Dutch hyacinth, occasionally entering the country in imported bulbs.

**Xanthomonas incanae** (see *Xanthomonas campestris* pv. *incanae*). **Bacterial Blight** of garden stocks causing, since 1933, serious losses on flower-seed ranches in California; also present in home gardens.

**Xanthomonas juglandis** (see *Xanthomonas campestris* pv. *juglandis*). **Walnut Blight** on English or Persian walnut, black walnut, butternut, Siebold walnut.

**Xanthomonas oryzae** (see *Xanthomonas campestris* pv. *oryzae*). **Carnation Pimple** reported from Colorado as caused by a new form of the rice blight organism. **Xanthomonas papavericola** (see *Xanthomonas campestris* pv. *papavericola*). **Bacterial Blight** of poppy on corn poppy and on Oriental, opium, and California poppies.

**Xanthomonas pelargonii** (see *Xanthomonas campestris* pv. *pelargonii*). **Bacterial Leaf Spot** of geranium (*Pelargonium*).

**Xanthomonas pelargonii** (see *Xanthomonas campestris* pv. *pelargonii*). **Geranium Leaf Spot** on *Pelargonium* spp.

**Xanthomonas phaseoli** (see *Xanthomonas campestris* pv. *phaseoli*). **Bacterial Bean Blight**, general and serious on beans but rare in some western states.

**Xanthomonas pruni** (see *Xanthomonas campestris* pv. *pruni*). **Bacterial Spot** of stone fruit, also called canker, shot hole, black spot; general on plum, Japanese plum prune, peach, and nectarine east of the Rocky Mountains.

**Xanthomonas vesicatoria** (see *Xanthomonas campestris* pv. *vesicatoria*). **Bacterial Spot** of tomato and pepper, common in wet seasons.

**Xanthomonas vesicatoria** var. **raphani** (see *Xanthomonas campestris* pv. *raphani*). **Leaf Spot** of radish, turnip, and other crucifers, similar to bacterial spot on tomato.

**Xanthomonas vignicola** (see *Xanthomonas campestris* pv. *vignicola*). **Cowpea Canker** on cowpeas and red kidney beans.

**Xanthomonas vitians** (see *Xanthomonas campestris* pv. *vitians*). **Bacterial Wilt** and **Leaf Spot** of lettuce, **South Carolina Lettuce Disease**, wilting and rotting of lettuce leaves and stems.

**Xanthomonas nigromaculans** (see *Xanthomonas campestris* pv. *zinniae*). **Leaf Spot** on zinnia.

**Xylella fastidiosa**. **Bacterial Leaf Scorch** on maple, pecan, mulberry, northern red oak and sweet gum.

**Pierce's Grape Disease**. First described as California vine disease by Pierce in 1892, now known as cause of grape degeneration in Gulf states; reported from Rhode Island. First symptoms are scalding and browning of leaf tissues, often with veins remaining green; canes die back from tips in late summer; growth is dwarfed, fruit shriveled; roots die. The bacterium invades the xylem and turns it brown. Alfalfa plants are stunted with short stems and small leaves. Many species of sharpshooter leafhoppers transmit the bacterium to grape from alfalfa, clovers, grasses, also from ivy, acacia, fuchsia, rosemary, zinnia, and other ornamentals that are symptomless carriers. There is no adequate control; roguing of diseased vines and spraying for leafhoppers has proved ineffective. Propagate by cuttings from disease-free vineyards.

---

## Mycoplasmataceae

Phytoplasma

**Ash Yellows** and **Witches' Broom**. On ash in Michigan, Montana, Nebraska, North Carolina, and South Dakota and peanut in Oklahoma.

**Aster Yellows**. Throughout the United States, also called Lettuce Rio Grande Disease, Lettuce White Heart, Potato Purple Top.

**Bean Phyllody**. Perhaps caused by a strain of aster-yellows MLO.

**California Aster Yellows**. In the West, also known as Celery Yellows, Western.

Aster Yellows, Potato Late Break, Strawberry Green Petal. Aster yellows may appear in more than 170 species of 38 families of dicotyledons. It is serious on China aster, may also affect anemone, calendula, coreopsis, cosmos, purple coneflower (Echinacea), delphinium, daisies, golden-glow, hydrangea, marigold, petunia, phlox, scabiosa, strawflower, and other flowers. It is serious on lettuce, alfalfa, endive, carrot, parsley, New Zealand spinach, radish, and some other vegetables, but not on peas, beans, or other legumes. This disease is now known to be caused by a phytoplasma organism.

In most plants vein clearing is followed by chlorosis of newly formed tissues, adventitious growth, erect habit, virescence of flowers. Asters have a stiff yellow growth with many secondary shoots; are stunted, with short internodes; flowers are greenish, dwarfed, or none. The chief vector is the six-spotted leafhopper (*Macrostelus fascifrons*). The virus multiplies in the insect, and there is a delay of 10 days or more after the insect feeds on a diseased plant before it can infect a healthy specimen. There is no transmission through insect eggs or aster seeds.

Celery petioles are upright, somewhat elongated, with inner petioles short, chlorotic, twisted, brittle, often cracked, yellow. The celery strain of the virus causes yellowing and stunting of cucumber, squash, pumpkin; infects gladiolus and zinnia.

*Control* of aster yellows is directed against the leafhoppers. Asters are grown commercially under frames of cheesecloth, 22 threads to the inch, or wire screening, 18 threads to the inch. In home gardens all diseased plants should be rogued immediately and overwintering weeds, which harbor leafhopper eggs, destroyed. Spraying or dusting ornamentals and vegetables with pyrethrum will reduce the number of vectors but will not entirely eliminate the disease.

Recent work raises the probability that the etiological agent of aster yellows is a mycoplasma rather than a virus. Therefore, treatment with antibiotics, such as chlortetracycline, has suppressed the development of yellows symptoms. Mycoplasma-like bodies have been seen in microscopic study of diseased plants and in transmitting leafhopper vectors, but not in healthy plants or nontransmitting vectors.

**Clover Proliferation.** On strawberry and onion.

**Corn Stunt.** A dwarfing disease present primarily in the South; transmitted by leafhoppers. Mycoplasma-like bodies present; See *Spiroplasma citri*.

**Elm Phloem Necrosis.** On American elm from West Virginia and Georgia to northern Mississippi, eastern Oklahoma, Kansas, and Nebraska. Origin

unknown but apparently present since 1882; the disease reached epidemic proportions in Ohio in 1944, killing 20,000 trees that year near Dayton and 10,000 at Columbus. The most reliable diagnostic character is a buttercup yellow discoloration of the phloem, often flecked with brown or black and an odor of wintergreen. Destruction of phloem causes the bark to loosen and fall away. Roots die first, then the phloem in lower portions of tree, followed by wilting and defoliation. American elms may be attacked at any age; they wilt and die suddenly within 3 or 4 weeks or gradually decline for 12 to 18 months. This is now thought to be caused by a mycoplasma-like agent.

Transmission is by the white-banded elm leafhopper (*Scaphoideus luteolus*) and possibly other species. Nymphs hatch about May 1 from eggs wintered on elm bark and feed on leaf veins. Adults move from diseased to healthy trees.

There is hope of propagating elms resistant to phloem necrosis. Communities should interplant existing elms with Asiatic or European varieties or with some other type of tree to provide shade if and when present elms die.

**Peach Western X-Disease.** Perhaps same as X-disease but usually treated separately; also known as cherry buckskin and western-X little cherry. The pathogen is transmitted by leafhoppers (*Colladonus germinatus*, *Fieberella florii*, *Osbornellus borealis*, and others) to peach, nectarine and cherry in western states. Symptoms vary according to rootstock, but cherry fruit is smaller than normal. Sour cherries are puttylike, pinkish; sweet cherries are small, conical, hang on trees late, fail to develop normal color. Symptoms on peach are similar to those of X-disease.

**Peach X-Disease.** On peach and chokecherry, sometimes cherry in the northern United States and of major importance in Connecticut, Massachusetts, and New York. Peach trees appear normal in spring for 6 or 7 weeks after growth starts, then foliage shows a diffused yellow and red discoloration with a longitudinal upward curling of leaf edges; spots may drop out, leaving a tattered effect. Defoliation starts by mid-summer. Fruits shrivel and drop or ripen prematurely. Seed do not develop. Weakened trees are killed by low temperatures or remain unproductive.

Chokecherry has conspicuous premature reddening of foliage, dead embryos in fruit. The second and third seasons after infection foliage colors are duller, there are rosettes of small leaves on terminals, and death may follow. Natural infection is apparently from chokecherry to peach (not peach to peach or peach to chokecherry) by a leafhopper (*Colladonus clitellarius*). Elimination of chokecherries within 500 feet of peach trees provides the best control.

**Peach Yellow Leaf Roll**; a form of Western X-Disease; perhaps caused by a more severe strain of the MLO.

**Peach Yellows**; Little Peach. First noted near Philadelphia in 1791 and so serious that in 1796 the American Philosophical Society offered a \$60 prize for the best method of preventing premature decay of peach trees. Present in eastern states on peach, almond, nectarine, apricot and plum. Not found west of the Mississippi or in the South. In peach, clearing of veins, production of thin erect shoots with small chlorotic leaves, premature ripening of fruit (with reddish streaks in flesh and insipid taste) is followed by death of the tree in a year or so. The little peach strain of the MLO causes distortion of young leaves at tips of branches, small fruit, delayed ripening. Plum is systemically infected, with few obvious symptoms. Transmission is by the plum leafhopper or budding.

*Control.* Budsticks and dormant nursery trees can be safely treated with heat sufficient to kill the MLO (122°F for 5 to 10 minutes), but cured trees are susceptible to reinfection. Most effective control is removal of wild plum trees around peach orchard and spraying to control leafhoppers.

**Potato Apical Leaf Roll** and **Arizona Purple Top Wilt**. Caused by aster yellows.

**Strawberry Green Petal**. Perhaps due to a strain of aster yellows MLO, as is chlorotic phyllody reported from Louisiana. Flowers have enlarged sepals, small green petals.

**Bud Proliferation** and **Delayed Maturity**, on soybean.

**Decline** of ash.

**Lethal Yellowing** on palms.

**Phloem Necrosis** of chrysanthemum.

**Spiroplasma citri**. **Corn Stunt**. Has been reported on corn, onions, horseradish, shepherd's purse, yellow rocket, and wild mustard.

**Stunt** of blueberry.

**Virescence** on horseradish.

**Witches' Broom** on pigeon pea (*Cajanus cajan*), and black raspberry.

**Witches' Broom** on Japanese persimmon, and lilac.

**Witches' Broom** and **Yellowing** on annual statice.

**Yellows** of elm.

---

# BLACK KNOT

The term black knot is used to designate a disease with black knotty excrescences.

---

## Apiosporina

Ascomycetes, Pleosporales

Asci are in locules, without well-marked perithecial walls, immersed in a massive, carbonaceous stroma, erumpent and superficial at maturity. Spores are hyaline, unequally two-celled.

**Apiosporina morbosa** (formerly *Dibotryon morbosum*). **Black Knot** of plum and cherry, **Prunus Black Knot**, **Plum Wart**, widespread and serious on garden plums, also present on sweet and sour cherries, chokecherry, and apricot. Apparently a native disease, destructive in Massachusetts by 1811 and the pathogen described from Pennsylvania in 1821, black knot has been reported on peach, long thought to be immune.

The chief symptoms are black, rough, cylindrical or spindle-shaped enlargements of twigs into knots two to four times their thickness and several inches long (see Fig. 3.6). Infection takes place in spring, but swelling is not evident until growth starts the following spring, at which time the bark ruptures, and a light yellowish growth fills the crevices. In late spring this is covered with an olive green, velvety layer made up of brownish conidiophores and one-celled hyaline conidia of the anamorph *Hormodendron* state. Conidia are spread by wind.

In late summer black stromata cover the affected tissues, and the galls become hard. Asci are formed during the winter in cavities in the stroma; ascospores are discharged and germinate in early spring, completing the 2-year cycle. Knots are produced from primary infection by ascospores or from secondary infection from mycelium formed in old knots and growing out to invade new tissue. Limbs may be girdled and killed; trees are stunted



**Figure 3.6** Black Knot on *Prunus* sp

and dwarfed, nearly worthless after a few years. Old knots may be riddled with insects or covered with a pink fungus growing on the *Apiosporina* mycelium.

*Control.* Cut out infected twigs and branches, 3 or 4 inches beyond the knot, to include advancing perennial mycelium. Do this in winter or before April 1. Eradicate or thoroughly clean up wild plums and cherries in the vicinity. Spray at delayed dormant stage in spring (just as buds break) with bordeaux mixture or with liquid lime sulfur. The latter is preferable unless oil is combined in the spray as an insecticide. Spray with lime sulfur at full bloom.

**Dibotryon morbosum** (see *Apiosporina morbosa*). **Black Knot** of plum and cherry, **Prunus Black Knot**, **Plum Wart**, widespread and serious on garden plums, also present on sweet and sour cherries, chokecherry, and apricot.

---

## Leptosphaeria

Ascomycetes, Dothideales

Perithecia in clusters on wood; spores dark, with several cells.

**Gibberidea heliopsisidis** (see *Leptosphaeria heliopsisidis*). **Black Knot**, **Black Patch** on goldenrod and sunflower.

**Leptosphaeria heliopsisidis** (formerly *Gibberidea heliopsisidis*). **Black Knot**, **Black Patch** on goldenrod and sunflower.



---

# BLACKLEG

The term blackleg is used to describe darkening at the base of a stem or plant. Blackleg of potatoes and delphinium are described under Bacterial Diseases; blackleg of geraniums is under Rots.

---

## Cylindrocarpon

► Rots.

**Cylindrocarpon obtusisporum.** Blackleg; on grape.

---

## Phoma

Deuteromycetes, Coelomycetes

Pycnidia dark, ostiolate, lenticular to globose, immersed in host tissue, erumpent or with short beak piercing the epidermis; conidiophores short or obsolete, conidia small, one-celled, hyaline, ovate to elongate; parasitic on seed plants, chiefly on stems and fruits, rarely on leaves.

**Phoma lingam.** **Blackleg** of crucifers, **Foot Rot**, **Phoma Wilt** of plants of the mustard family, including cabbage, cauliflower, Chinese cabbage, brussels sprouts, charlock, garden cress, pepper grass, kale, kohlrabi, mustard, rape, radish, rutabaga, turnip, stock, and sweet alyssum. The teleomorph state, *Lystosphaeria maculans* has been found on cabbage. The fungus was first noticed in Germany in 1791; the disease was reported in France in 1849, and in the United States in 1910. It is generally distributed east of the Rocky Mountains and formerly caused from 50 to 90% loss. With improved seed and seed treatment it has become less important.

The first symptom is a sunken area in the stem near the ground, which extends until the stem is girdled and the area turns black. Leaves, seed stalks, and seed pods have circular, light brown spots. Small black pycnidia appear-

ing on the lesions distinguish blackleg from other cabbage diseases. The leaves sometimes turn purple and wilt, but there is no defoliation, as in black rot.

The fungus reaches the soil via infected plant debris, remaining alive 2 or more years. Spores are spread by splashing rain, or manure, on tools, and perhaps by insects, with new lesions resulting in 10 to 14 days. But the chief spread is by mycelium wintering in infected seed. When such seed is planted, fruiting bodies are formed on cotyledons as they are pushed above ground, and these serve as a source of inoculum for nearby plants. A few diseased seed can start an epiphytotic in wet weather.

*Control.* Use seed grown on the Pacific Coast, which is usually, although not always, disease-free. If the seed is infected, tie loosely in cheesecloth bags and immerse in hot water, held at 122°F for 30 minutes. It is sometimes possible to buy seed already treated. Sterilize soil for the seedbed; use a 3-year rotation; do not splash seedlings when watering; do not transplant any seedlings if the disease shows up in the seedbed; do not feed cabbage refuse to cattle; do not transfer cultivators and other tools from a diseased to a healthy field without using a disinfectant.

---

## **Leptosphaeria**

**Leptosphaeria maculans.** **Blackleg** on canola.

---

# BLACK MILDEW

The terms black mildew, sooty mold, and black spot have been used to some extent interchangeably. In this text the term sooty mold is restricted to those fungi living on insect exudate and hence not true parasites. Included here under Black Mildew are parasitic fungi that have a superficial dark mycelium. They are members of the Erysiphales (Meliolales according to some classifications) and hence similar to powdery mildews except for the dark color, or they belong to the Hemisphaeriales, characterized by a dark stroma simulating the upper portion of a perithecium. In a few cases the diseases are called black spot rather than mildew.

---

## Apiosporina

Ascomycetes, Pleosporales

Perithecia and mycelium superficial; mycelium with setae and perithecia usually hairy; paraphysoids present; spores two-celled; dark.

**Apiosporina collinsii.** **Witches' Broom** of serviceberry (*Amelanchier*) widespread. Perennial mycelium stimulates the development of numerous stout branches into a broom. A sooty growth on underside of leaves is first olive brown, then black. Numerous globose, beadlike, black perithecia appear in late summer. The damage to the host is not serious.

---

## Asterina

Ascomycetes, Asterinales

*Asterina* species are parasites on the surface of leaves and are usually found in warm climates. In some cases the disease is called black mildew, in others, black spot. The perithecia are dimidiate, having the top half covered with a shield, a small, round stroma composed of radially arranged dark hyphae. Underneath this stromatic cover, called scutellum, there is a single layer of fruiting cells; paraphyses are lacking; spores are dark, two-celled. The mycelium, which is free over the surface, has lobed appendages,

hyphopodia, which act as haustoria in penetrating the cuticle and obtaining nourishment from the host.

**Asteridium lepidigenum** (formerly *Asterina lepidigena*). **Black Mildew** on lyonia, Florida.

**Asterina anomala** (see *Limacinula anomala*). **Black Mildew** on California-laurel, California.

**Asterina delitescens**. **Black Spot** on redbay.

**Asterina diplopoides**. **Black Spot** on leucothoë.

**Asterina gaultheriae** (see *Schizothyrium pomi*). **Black Mildew** on bearberry, Wisconsin.

**Asterina lepidigena** (see *Asteridium lepidigenum*). **Black Mildew** on lyonia, Florida.

**Asterina orbicularis**. **Black Spot** on American holly and *Ilex* spp.

**Limacinula anomala** (formerly *Asterina anomala*). **Black Mildew** on California-laurel, California.

**Schizothyrium pomi** (formerly *Asterina gaultheriae*). **Black Mildew** on bearberry, Wisconsin.

---

## Asterinella

Ascomycetes, Asterinales

Like *Asterina* but lacking hyphopodia; with or without paraphyses; spores dark, two-celled.

**Asterinella puiggarii**. **Black Spot** on eugenia.

---

## Dimerosporium

According to some authorities this is the same as *Asterina* but the name *Dimerosporium* is in common use.

**Dimerosporium abietis** (see *Rasutoria abietis*). **Black Mildew** on Pacific silver and lowland white firs.

**Dimerosporium hispidulum**. **Black Mildew** on boxelder.

**Dimerosporium pulchrum**. **Black Mildew** on ash.

**Dimerosporium robiniae**. **Black Mildew** on ailanthus.

**Dimerosporium tropicale**. **Black Mildew** on bignonia, Mississippi.

**Rasutoria abietis** (formerly *Dimerosporium abietis*). **Black Mildew** on Pacific silver and lowland white firs. Black patches are formed on older needles, usually on under surface. There is no apparent injury to trees.

---

### (Irene) Asteridiella

Ascomycetes, Meliolales

Mycelium with capitate hyphopodia but no bristles; perithecia with larviform appendages; spores dark, with several cells.

**Appendiculella araliae** (formerly *Irene araliae*). **Black Mildew** on magnolia, Mississippi.

**Appendiculella calostroma** (formerly *Irene calostroma*). **Black Mildew** on wax-myrtle, Gulf States.

**Appendiculella perseae** (formerly *Irene perseae*). **Black Mildew** on avocado, Florida.

Like *Irene* except that perithecia have no appendages.

**Asteridiella manca** (formerly *Irenina manca*). **Black Mildew** on wax-myrtle, Mississippi.

**Irene araliae** (see *Appendiculella araliae*). **Black Mildew** on magnolia, Mississippi.

**Irene calostroma** (see *Appendiculella calostroma*). **Black Mildew** on wax-myrtle, Gulf States.

**Irene perseae** (see *Appendiculella perseae*). **Black Mildew** on avocado, Florida.

**Irenina manca** (see *Asteridiella manca*). **Black Mildew** on wax-myrtle, Mississippi.

---

### Lembosia (Morenoella)

Ascomycetes, Dothideales

Brown vegetative mycelium with hyphopodia on surface of host; linear stroma, scutellum, over single layer of fruiting cells; paraphyses present; spores dark, two-celled.

**Echidnodella angustiformis** (formerly *Morenoella angustiformis*). **Black Mildew** on holly (*Ilex* spp.), Mississippi.

**Echidnodella rugispora** (formerly *Lembosia rugispora*). **Black Mildew** on redbay, swampbay, Mississippi, North Carolina.

**Lembosia cactorum.** **Black Mildew** on cactus, Florida.

**Lembosia coccolobae.** **Black Mildew** on sea-grape, Florida; also *L. portoricensis* and *L. tenella*.

**Lembosia illiciicola.** **Black Mildew** on anise-trees, Alabama, Mississippi.

**Lembosia rugispora** (see *Echidnodella rugispora*). **Black Mildew** on redbay, swampbay, Mississippi, North Carolina.

**Morenoella angustiformis** (see *Echidrodella angustiformis*). **Black Mildew** on holly (*Ilex* spp.), Mississippi.

**Schiffnerula pulchra.** On dogwood.

---

## Meliola

Ascomycetes, Erysiphales (or Meliolales), Meliolaceae

Most abundant in tropics. Superficial dark mycelium with hyphopodia and setae; perithecia globose, coal black without ostiole or appendages but often with setae; spores several-celled, dark; paraphyses lacking. Conidia are lacking in most species, of *Helminthosporium* type in others.

**Diplothea tunae** (formerly *Meliola wrightii*). **Black Mildew** on chinaberry.

**Irenopsis cryptocarpa** (formerly *Meliola cryptocarpa*). **Black Mildew** on gordonia.

**Irenopsis martiniana** (see *Meliola martiana*). **Black Mildew** on redbay, swampbay, Alabama, Florida, Mississippi.

**Meliola amphitricha.** **Black Mildew** on boxelder, magnolia, redbay, swampbay.

**Meliola bidentata.** **Black Mildew** on bignonia.

**Meliola camelliae.** **Black Mildew** of camellia. Abundant black growth may cover camellia leaves and twigs. Spraying with a light summer oil is sometimes effective.

**Meliola cookeana.** **Black Mildew** on callicarpa, lantana.

**Meliola cryptocarpa** (see *Irenopsis cryptocarpa*). **Black Mildew** on gordonia.

**Meliola lippiae.** **Black Mildew** on lippia.

**Meliola magnoliae.** **Black Mildew** on magnolia.

Like *Irene* except that mycelium has setae (stiff bristles) and perithecia lack larviform appendages.

**Meliola martiana** (formerly *Irenopsis martiniana*). **Black Mildew** on red-bay, swampbay, Alabama, Florida, Mississippi.

**Meliola nidulans**. **Black Mildew** on blueberry, wintergreen.

**Meliola palmicola**. **Black Mildew** on palmetto.

**Meliola tenuis**. **Black Mildew** on bamboo.

**Meliola wrightii** (see *Diplotheca tunaiei*). **Black Mildew** on chinaberry.

---

## **Sthughesia**

Ascomycetes, Dothideales

Perithecia smooth; spores two-celled, dark; paraphyses lacking.

**Dimerium juniperi** (see *Sthughesia juniperi*). **Black Mildew** on Rocky Mountain juniper, California.

**Sthughesia juniperi** (formerly *Dimerium juniperi*). **Black Mildew** on Rocky Mountain juniper, California.

---

# BLACKSPOT

In common usage the term black spot without qualifying adjectives has come to mean but one disease, rose black spot, with the two words currently written as one, blackspot. This section is limited to the rose disease. Delphinium black spot will be found under Bacterial Diseases, elm black spot under Leaf Spots, other black spots under Black Mildew.

---

## Diplocarpon

Ascomycetes, Helotiales, Dermateaceae (Mollisiaceae)


Apothecia innate, formed in dead leaves, but at maturity rupturing overlying tissues; horny to leathery with a thick margin or outer wall (excipulum) of dark, thick-walled cells; spores two-celled, hyaline; paraphyses present. Anamorph state is a *Marssonina* with two-celled hyaline spores in an acervulus.

**Diplocarpon rosae. Rose Blackspot**, general on rose but less serious in the semi-arid Southwest; reported from all states except Arizona, Nevada, and Wyoming.

For nearly 100 years the fungus was known only by its anamorph state, which has had about 25 different names. The first definite record is by Fries in Sweden in 1815, under the name *Erysiphe radiosum*, but the first valid description was by Libert in 1827 as *Asteroma rosae*. Later Fries called it *Actinonema rosae*, and that term was widely used until *Actinonema* species were transferred to *Marssonina*. The blackspot fungus was first reported in the United States in 1831, from Philadelphia, and in 1912 Wolf made the connection with the teleomorph state, so that the correct name became *Diplocarpon rosae*.

Blackspot is probably the most widely distributed and best known rose disease. It is confined to roses, garden and greenhouse, and may affect practically all varieties, although not all are equally susceptible. There has been some progress made in breeding resistant varieties, but recent investigation



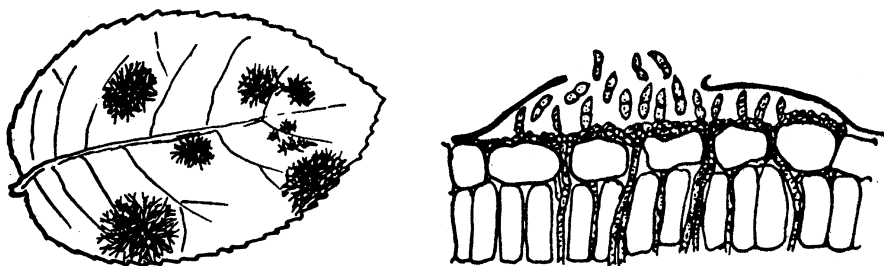


**Figure 3.7** Rose Blackspot. Note fimbriate margin to spot

disclosing many physiological races of the fungus explains why roses that are almost immune to blackspot in one location may succumb in another. *Rosa bracteata* is the only species thus far shown to be reasonably resistant to all the different races tested. Roses with the Pernetiana parentage, which has given us the lovely yellows, coppers, and blends, are especially prone to blackspot. Some roses, like Radiance, are tolerant of blackspot, usually holding their leaves, even though they cannot be considered resistant.

*Symptoms* are primarily more or less circular black spots, up to 1/2 inch in diameter, with radiating fimbriate or fringed margins (see Fig. 3.7). This fimbriate margin is a special diagnostic character, differentiating blackspot from other leaf spots and from discolorations due to cold or chemicals. The spots vary from one or two to a dozen or more on a leaf, usually on the upper surface. With close examination you can see small black dots or pimples in the center of the spots. These are the acervuli, bearing conidia, and they glisten when wet (see Fig. 3.8).

In susceptible varieties the appearance of black spots is soon followed by yellowing of a portion or all of leaflets and then by defoliation. The leaf



**Figure 3.8** Rose Blackspot. Two-celled conidia formed in Acervulus under cuticle

fall is apparently correlated with increased production of ethylene gas in diseased tissue and perhaps by a difference in auxin gradient between leaf and stem. Some roses lose almost all their leaves, put out another set and lose those, and often are trying to leaf out for the third time by late summer. The process is so devitalizing that some bushes may die during the following winter. On tolerant varieties leaf spots are present, though usually in smaller numbers, but there is much less yellowing and defoliation. Cane lesions are small indistinct black areas, slightly blistered, without fimbriate margins.

*Infection* occurs through either leaf surface, the fungus sending its germ tube directly through the cuticle by mechanical pressure. The hyphae form a network under the cuticle, joining together into several parallel filaments radiating from the point of infection. The hyphae are actually colorless, the black color of the spot coming from the death and disorganization of host cells. The mycelial growth is between cells, with haustoria (suckers) invading epidermal and palisade cells for nourishment.

Acervuli, summer fruiting bodies, formed just under the cuticle, bear two-celled hyaline conidia on short conidiophores on a thin, basal stroma. Splashed by rain or overhead watering, or spread by gardeners working among wet plants, the conidia germinate and enter a leaf if there is continued moisture for at least 6 hours. Rain, heavy dew, fog, and sprinklers used late in the day so foliage does not dry off before night provide the requisite moisture. New spots show up within a week and new spores within 10 days. Secondary cycles are repeated all summer – from late May to late October around New York City.

In my personal experience, the spread of disease is most rapid where large numbers of susceptible varieties are massed together. If all the yellows, for

instance, are planted together, the disease gets such a head start, and builds up so much inoculum to spread to the more tolerant red and pink varieties nearby, that these varieties also are more heavily infected than usual. When roses are mixed in beds so that one or two particularly susceptible bushes are surrounded by more resistant types, the infective material cannot increase so rapidly, and the net result is less disease in the garden as a whole. Protected corners in the garden where air circulation is poor also increase the disease potentiality. Spores are apt to be splashed farther when water hits hard-packed soil without a mulch.

When old leaves drop to the ground, the mycelium continues a saprophytic existence, growing through dead tissue with hyphae that are now dark in color. In spring three types of fruiting bodies may be formed: microacervuli or spermagonia containing very small cells that perhaps act as male cells; apothecia, the sexual fruiting bodies formed on a stroma between the epidermis and palisade cells and covered with a circular shield of radiating strands; and winter acervuli, formed internally and producing new conidia in spring. The *Diplocarpon* or apothecial stage is apparently not essential; it is known only in northeastern United States and south-central Canada. The shield over the apothecium ruptures, and the two-celled ascospores are forcibly discharged into the air to infect lowest leaves.

Where the sexual stage is not formed, primary spring infection comes from conidia splashed by rain to foliage overhead, from acervuli either in overwintered leaves on the ground or in cane lesions. New roses from a nursery sometimes bring blackspot via these cane lesions to a garden previously free of disease.

*Control.* The importance of sanitation may have been somewhat overstressed; it cannot replace routine spraying or dusting. It is certainly a good idea to pick off for burning the first spotted leaves, if this is done when bushes are dry so that the act of removal does not further spread the fungus. Raking up old leaves from the ground at the end of the season makes the garden neater and may reduce the amount of inoculum in spring, but, because the fungus winters also on canes in most sections of the country, removal of leaves cannot be expected to provide a disease-free garden the next season. Comparative tests have shown that fall cleanup is ineffectual. A good mulch, applied after uncovering and the first feeding in spring, serves as a mechanical barrier between inoculum from overwintered leaves on the ground and developing leaves overhead. A mulch also reduces disease by reducing the distance spores can be splashed from one bush to another

during the season. Drastic spring pruning, far lower than normal, reduces the amount of inoculum from infected canes.

The importance of a dormant spray is debatable. Experiments have shown that as a true eradicant, applied in winter, it has little value in reducing the amount of blackspot the next summer. Use liquid lime sulfur after pruning, provided the buds have not broken far enough to show the leaflets.

Summer spraying or dusting, weekly throughout the season (from late April to early November in New Jersey) is essential if you want to keep enough foliage on bushes for continuous production of fine flowers (it takes food manufactured in several leaves to produce one bloom) and for winter survival. Some strong varieties will, however, live for years without chemical treatment; they are usually scraggly bushes with erratic bloom. The idea that floribunda varieties do not require as much spraying as hybrid teas is a misconception. Some floribundas are quite resistant; others are very susceptible. The same holds true for old-fashioned shrub roses. All too often blackspot gets a head start in a garden from shrub roses we thought it unnecessary to spray.

Roses can be defoliated as readily by chemicals as by the blackspot fungus; so the fungicide chosen must be safe under the conditions of applications as well as effective. There are many chemicals that will control blackspot if they are applied regularly and thoroughly. Choice depends somewhat on climate. Some copper sprays and dusts cause red spotting and defoliation in cool, cloudy weather. Bordeaux mixture is both unsightly and harmful, unless used in very weak dilution. At strengths recommended for vegetables it will quickly turn rose leaves yellow and make them drop off. Dusts containing more than 3 to 4% metallic copper are injurious under some weather conditions. Dusting sulfur fine enough to pass through a 325-mesh screen has been successfully used for years for blackspot control, but in hot weather it burns margins of leaves. Copper and sulfur have a synergistic effect; a mixture of the two is more effective than either used alone, but such a mixture also combines injurious effects.

There are literally hundreds of combination rose sprays and dusts on the market under brand names, and it seems to me easier, and even cheaper, considering the time saved, for home gardeners to make use of them to control blackspot and other rose diseases as well as insects in one operation. You will have to determine by trial and error the best combination for your area, and you may not find one that combines remedies for all the pests you may have to fight through the season. Choose one that contains ingredients required

every week all summer, and then add other chemicals if and when necessary. Whatever mixture is chosen, coverage should be complete on upper and lower leaf surfaces, and applications must be repeated at approximately weekly intervals. This may mean every 5 or 6 days when plants are growing rapidly in a rainy spring and perhaps every 7 to 9 days in dry weather, when growth is slow. Intervals of 10 to 14 days between sprays seldom give adequate control. Most directions call for application ahead of rain so that the foliage will be protected when spores germinate during the rain; but if sprays are applied every 7 days, there will always be enough residue left on the foliage to give protection during the next rain. It is not necessary to make an additional application immediately after a rain if your spraying is on a regular basis.

---

# BLIGHTS

According to Webster, blight is “any disease or injury of plants resulting in withering, cessation of growth and death of parts, as in leaves, without rotting.” The term is somewhat loosely used by pathologists and gardeners to cover a wide variety of diseases, some of which may have rotting as a secondary symptom. In general, the chief characteristic of a blight is sudden and conspicuous leaf and fruit damage, in contradistinction to leaf spotting, where dead areas are definitely delimited, or to wilt due to a toxin or other disturbance in the vascular system. Fire blight, discussed under Bacterial Diseases, is a typical blight, with twigs and branches dying back but holding withered, dead foliage.

---

## Alternaria

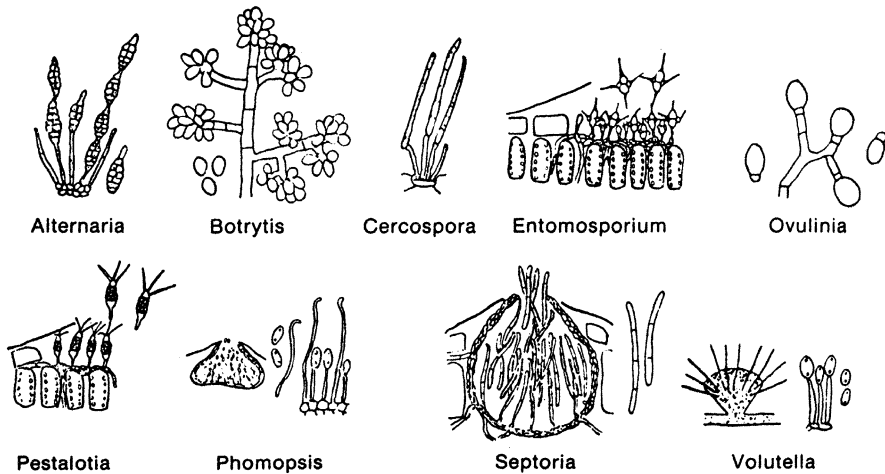
Deuteromycetes, Hyphomycetes

Dark, muriform conidia formed in chains, simple or branches, or sometimes singly, on dark, simple conidiophores growing from dark hyphae (see Fig. 3.9). The apical portion of each conidium is narrowed and often elongated, bearing at its tip the next ovoid, tapering conidium. Species with this characteristic formerly placed in *Macrosporium* are now in *Alternaria*; those with spores rounded at both ends have been transferred to *Stemphylium*.

There are many saprophytic species in *Alternaria*, the spores of which are wind-borne for many miles and are a common cause of hayfever. There are also parasitic forms causing blights and leaf spots. Sometimes the disease starts as a leaf spot, but the lesions, typically formed in concentric circles, run together to form a blight, the dark conidia making the surface appear dark and velvety.

***Alternaria alternata*. Blight, Foliage and Pod** of pea.

***Alternaria cassiae*. Seedling Blight** of *Cassia* (sicklepod, and coffee senna), and showy crotalaria.



**Figure 3.9** Conidial Production Among Some Fungi Causing Blights. *Alternaria*, dark muriform spores in chains; *Botrytis*, hyaline spores in clusters; *Cercospora*, pale to dark septate spores on dark conidia protruding from stomata; *Entomosporium*, peculiarly appendaged spores in acervulus; *Ovulinia*, hyaline spore with basal disjunctive cell, borne free on mycelium; *Pestalotia*, in acervulus, median cells colored, end cells hyaline, apical cell with appendages; *Phomopsis*, oval and filiform hyaline spores in pycnidium; *Septoria*, septate hyaline spores in Pycnidium; *Volutella*, hyaline spores formed on a hairy sporodochium

***Alternaria cucumerina*. Alternaria Blight** of Cucurbits, **Cucumber Blight, Black Mold**, general on cucumbers, muskmelon, watermelon, and winter and summer squash. Symptoms appear in the middle of the season, first nearest the center of the hill. Circular brown spots with concentric rings are visible only on upper surface of leaves, but a black, moldy growth, made up of conidiophores and large brown spores, can be seen on both leaf surfaces. Leaves curl and dry up, cantaloupe foliage being more sensitive than that of other cucurbits. The disease spreads rapidly in warm, humid weather, and, with the vines drying, the fruit is exposed to sunburn. Sunken spots develop on the fruit, covered with an olive green mass of conidia. Other species of *Alternaria* cause a decay of melons in transit and storage.

**Control.** Purdue 44 and some other varieties of muskmelon are rather resistant.

***Alternaria dauci*. Alternaria Blight** of carrot, **Carrot Leaf Blight**, general on carrot and parsley. Affected leaves and petioles are spotted, then turn yellow and brown; entire tops are killed in severe infections. In California the disease is known as late blight, with the peak coming in November. The fungus apparently winters in discarded tops and on seed.

*Control.* Clean up refuse. Spray with a fixed copper spray or dust, starting soon after seedlings emerge and repeating at 7- to 10-day intervals.

**Alternaria dianthicola.** **Carnation Collar Blight, Leaf Spot, Stem and Branch Rot**, general on carnation, widespread on garden pinks and sweet william. The chief symptom is a blight or rot at leaf bases and around nodes, which are girdled. Spots on leaves are ashy white but centers of old spots are covered with dark brown to black fungus growth. Leaves may be constricted and twisted, the tip killed. Branches die back to the girdled area, and black crusts of spores are formed on the cankers. Conidia are spread during watering in the greenhouse or in rains, outdoors. Entrance is through wounds, stomata, or directly through the cuticle. The spores are carried on cuttings.

*Control.* Commercial growers can often avoid *Alternaria* blight by keeping plants growing continuously in the greenhouse. Cuttings should be disease-free, taken from midway up the stem, broken at the joint rather than cut, and started in sterilized soil. Ordinarily the foliage should be kept dry, but under mist propagation chemicals introduced into the mist system have reduced blight.

**Alternaria helianthi.** **Blight and Stem Lesion** of sunflower.

**Alternaria panax.** **Alternaria Blight, Root Rot, Leaf Spot** of ginseng, ming aralia, and goldenseal, generally distributed. In Ohio the disease appears each year in semiepidemic form and has been controlled with bordeaux mixture or a fixed copper spray plus a wetting agent, starting when plants emerge in early May and repeating every 2 weeks until 3 weeks after bloom.

**Alternaria solani.** **Early Blight** of potato and tomato, general on these hosts, occasional on eggplant and pepper. The pathogen was first described from New Jersey, in 1882.

Leaf symptoms are dark brown, circular to oval spots, marked with concentric rings in a target effect, appearing first on lower, shaded foliage, with the spots growing together to blight large portions or all of leaves, exposing fruits. There may be a collar rot of young tomato seedlings, sunken spots or cankers on older stems, blossom-drop with loss of young fruits, or dark leathery spots near the stem end of older fruits. *Alternaria* blight is the most common leaf spot disease of tomatoes in the Central and Atlantic States but is somewhat less important elsewhere.

Foliage symptoms on potato are similar to those on tomato. Small round spots on tubers afford entrance to secondary rot organisms. Each leaf spot may produce three or four crops of dark spores, which remain viable more



than a year. They are blown by wind, splashed by rain, sometimes transmitted by flea beetles. The fungus is a weak parasite, entering through wounds and thriving in warm, moist weather, with 85°F as optimum temperature. It can survive in soil as long as the host refuse is not completely rotted; it also winters on seed and on weed hosts.

*Control.* Plan, if possible, a 3-year rotation with crops not in the potato family; dig under diseased refuse immediately after harvest. Use seed from healthy tomatoes, or purchase plants free from collar rot.

***Alternaria tagetica.* Blight of marigold.**

***Alternaria tenuissima.* Alternaria Blight, Leaf Spot** of violet and pansy. Spots vary from greenish yellow to light buff with burnt amber margins. Brown patches run together to form large, blighted areas. Clean up and burn old leaves in fall.

***Alternaria zinniae.* Zinnia Blight, Alternariosis** on zinnia. Small reddish brown spots with grayish white centers increase to irregular, large, brown, dry areas. Similar spots on stem internodes or at nodes may girdle the stem, with dying back of upper portions. Dark brown to black basal cankers with sunken lesions are common. Roots may turn dark gray, rot, and slough off. Small brown flower spots enlarge to include whole petals, causing conspicuous blighting. The fungus apparently winters on seed and in soil.

*Control.* Clean up refuse; use a long rotation if growing plants commercially.

---

## Ascochyta

Deuteromycetes, Coelomycetes

Pycnidia dark, globose, separate, immersed in host tissue, ostiolate; spores two-celled, hyaline ovoid to oblong.

***Ascochyta asparagina.* Stem Blight** of asparagus fern. Small branchlets dry and drop prematurely; small branches are killed if attacked at crown.

***Ascochyta chrysanthemi* (*Mycosphaerella ligulicola*).** (see *Phoma chrysanthemi* (*Didymella ligulica*)). ***Ascochyta Ray Blight*** of chrysanthemum, a conspicuous and rapid disease of ray flowers.

***Ascochyta fabae* f. sp. *spiricia.* Leaf Blight** of vetch.

***Ascochyta piniperda.* Spruce Twig Blight** on young shoots of red, Norway, and blue spruce; apparently a minor disease.

***Ascochyta pisi, A. pinodes, A. pinodella.* Ascochyta Blight** or ***Mycosphaerella Blight*** of peas. All three fungi may be connected with the dis-

ease complex known as *Ascochyta* blight, are carried in infected seed and overwinter in plant debris. *A. pinodes* has *Mycosphaerella pinodes* as its ascospore stage so that the life cycle can start from either pycnidia or perithecia produced on plants or stubble.

Lesions begin as small purplish specks on leaves and pods. When infection is caused by *M. pinodes* or *A. pinodella*, the specks enlarge to round, targetlike spots, which join together to form irregular, brownish purple blotches. *M. pinodes* often withers and distorts young pods; *A. pinodella* causes a severe foot rot, a dark region at the soil line. Elongated, purplish black stem lesions are common. *A. pisi* causes leaf spots with dark brown margins, stem and pod spots, but no foot rot.

*Control.* Use western-grown seed, usually free from the disease; clean up all pea refuse and use a 3- or 4-year rotation.

The host range now includes many plants such as carrot, banana, and foliage plants.

**Phoma chrysanthemi** (Teleomorph, **Didymella ligulica**) (formerly *Ascochyta chrysanthemi* (teleomorph, *Mycosphaerella ligulicola*)). **Ascochyta Ray Blight** of chrysanthemum, a conspicuous and rapid disease of ray flowers. If young buds are infected, the head does not open; if the attack is later, there may be one-sided development of flowers. A tan or brown discoloration proceeds from the base toward the tip of each individual flower, followed by withering. Upper portions of stems and receptacles may turn black. Keep plants well spaced; avoid overhead watering and excessive humidity.

---

## Balansia

Ascomycetes, Hypocreales, Clavicipitaceae.

**Balansia cyperi.** **Diseased Inflorescence, Blight** of purple nutsedge; fungus is systemic and transmitted through tubers.

---

## Beniowskia

Deuteromycetes, Hyphomycetes

Hyphae are coiled at the periphery of mature sporodochia; spherical spores are borne on short denticles.

**Beniowskia sphaeroidea.** **Blight** of knotroot bristlegrass.

---

## Botryodiplodia

Deuteromycetes, Coelomycetes

Pycnidia black, ostiolate, erumpent, stromatic, confluent; conidiospores simple, short; conidia dark and 2-celled, ovoid to elongate

---

## Botryosphaeria

Ascomycetes, Dothideales

Asci in locules in a stroma; spores one-celled, hyaline, eight in an ascus. There is a good deal of variation in the genus. The locules may be scattered throughout the stromatic tissue, or seated on the surface, or like perithecia, as in *Botryosphaeria ribis*. In *B. ribis* there are two pycnidial forms, a *Dothiorella* stage containing very small spores that may function as male cells and a *Macrophoma* stage containing larger spores, one-celled, hyaline, functioning as other conidia.

**Botryosphaeria ribis** var. **chromogena**. **Current Cane Blight, Canker, Dieback** of currant, flowering currant, gooseberry, apple, rose, and many other plants (also ► **Cankers**). There are two forms of this species, one being a saprophyte developing on already dying tissue. The parasitic form *chromogena* is so named from its developing a purple-pink color when grown on starch paste. There are also a number of pathogenic strains, varying from high to low in virulence. Some currant varieties are quite resistant, but the widely grown Wilder and Red Lake are rather susceptible.

Dieback and death of fruiting branches occur as the berries are coloring, with leaves wilting and fruit shriveling. Later in the season small, dark, wartlike fruiting bodies appear in rather definite parallel rows on the diseased canes. Rose canes show a similar dying back and wilting above a canker. The fungus winters in the canes; ascospores infect new shoots; secondary infection is by spores oozing from pycnidia. The mycelium grows downward through bark and wood to the main stem, which it encircles and kills.

*Control.* Cut out and burn diseased canes as soon as noticed. Take cuttings from healthy bushes.

## Botryotinia

Ascomycetes, Helotiales, Sclerotiniaceae

Stroma a typical black sclerotium, loaf-shaped or hemispherical, just on or beneath cuticle or epidermis of plant and firmly attached to it; apothecia cupulate, stalked, brown; ascospores hyaline, one-celled; conidiophores and conidia of the *Botrytis cinerea* type.

**Botryotinia fuckeliana.** The apothecial stage of *Botrytis cinerea*, the connection having been made with isolates from grape, apple, celery, and potato. The name of the conidial stage is still widely used for the pathogen causing gray mold blights.

**Botryotinia ricini.** **Gray Mold Blight** of castor bean, **Soft Rot** of caladium. A pale to olive gray mold develops on castor-bean inflorescence, and when fading flowers drop onto stem and leaves, they are infected in turn.

---

## Botrytis

Deuteromycetes, Hyphomycetes

Egglike conidia hyaline, one-celled, are formed on branched conidiophores over the surface, not in special fruiting bodies (see Fig. 3.9). The arrangement of the spores gives the genus its name, from the Greek *botrys*, meaning a cluster of grapes. Flattened, loaf-shaped, or hemispherical black sclerotia are formed on or just underneath cuticle or epidermis of the host and are firmly attached to it. These sclerotia, with a dark rind and light interior made up of firmly interwoven hyphae, serve as resting bodies to carry the fungus over winter. Microconidia, very minute spores that are spermatia or male cells, function in the formation of apothecia in the few cases where a definite connection has been made between the *Botrytis* stage and the ascospore form, *Botryotinia*.

*Botrytis* species are the common gray molds, only too familiar to every gardener. Some are saprophytic or weakly parasitic on senescent plant parts on a wide variety of hosts; others are true parasites and cause such important diseases as peony blight, lily blight, tulip fire.

**Botrytis cinerea.** **Gray Mold Blight, Bud and Flower Blight** (see Fig. 3.10), **Blossom Blight, Gray Mold Rot, Botrytis Blight** of general distribution on a great many flowers, fruits and vegetables. There are undoubtedly many strains of this fungus and perhaps more than one species involved, but they have not been definitely separated.

This gray-mold disease is common on soft ripe fruits after picking, as any cook knows after throwing out half a box of strawberries or raspberries. But in continued humid weather the blight appears on fruits before harvest.



**Figure 3.10** Botrytis Petal Spot on Magnolia

Blackberries in the Northwest are subject to gray mold. The fungus winters in blighted blueberry twigs, and spores infect blossom clusters.

Vegetables are commonly afflicted as seedlings grown in greenhouses and in storage after harvest. If lettuce plants are set in the garden too close together, they may blight at the base in moist weather, as will endive and escarole. Gray mold is common on lima beans, is sometimes found on snap and kidney beans. In rainy or foggy periods globe artichoke may be covered with a brownish gray, dusty mold, with bud scales rotten. Asparagus shoots are sometimes blighted, tomato stems rotted.

Some of the ornamentals on which *Botrytis cinerea* is troublesome are given in the following annotated list:

*African violet* – leaf and stem rot, cosmopolitan in greenhouses.

*Amaryllis* – gray mold, mostly in the South, on outdoor plants after chilling.

*Anemone* – occasional severe rotting of crowns.

*Arborvitae* – twig blight.

*Aster* – brown patches in flower heads of perennial aster; gray mold on flowers of China aster grown for seed in California.

*Begonia* – dead areas in leaves and flowers rapidly enlarging and turning black in a moist atmosphere; profuse brownish gray mold.

*Calendula* – gray-mold blight.

*Camellia* – flower and bud blight, common after frost.

*Carnation* – flower rot or brown spotting, worse in a cool greenhouse.

*Century plant* – gray mold after overwatering and chilling.

*Chrysanthemum* – cosmopolitan on flowers, buds, leaf tips, and cuttings. Ray blight on flowers starts as small, water-soaked spots, which rapidly enlarge with characteristic gray mold.

*Dahlia* – bud and flower blight.

*Dogwood* – flower and leaf blight. In wet springs anthers and bracts of aging flowers are covered with gray mold, and when these rot down on top of young leaves, there is a striking leaf blight.

*Eupatorium* – stem blight, common in crowded plantings. A tan area girdles stem near ground with tops wilting or drying to that point.

*Geranium (Pelargonium)* – blossom blight and leaf spot, most common in cool, moist greenhouses where plants are syringed frequently. Petals are discolored, flowers drop, gray mold forms on leaves.

*Lily* – *Botrytis cinerea* is common on lilies, but see also *B. elliptica*.

*Marigold* – gray mold prevalent on fading flowers.

*Peony* – late blight, distinguished from early blight (see *B. paeoniae*) by the sparse mold, usually standing far out from affected tissues, rather than a thick, short velvety mold, and by much larger, flatter sclerotia formed near base of the stalk. Late flowers are infected, and when they drop down onto wet foliage, irregular brown areas are formed in leaves.

*Pine* – seedling blight.

*Pistachio* – shoot blight.

*Poinsettia* – tip blight and stem canker.

*Primrose* – crown rot and decay of basal leaves, with prominent gray mold, very common in greenhouses where plants are heavily watered.

*Rhododendron* – flower, twig, and seedling blight.

*Rose* – bud or flower blight, cane canker. When half-open buds ball, the cause is often an infestation of thrips; but if gray mold is present, *Botrytis* is indicated. Canes kept too wet by a manure mulch, or wet leaves, or injured in some way, are often moldy.

*Snapdragon* – flower spikes wilt; tan cankers girdle stems.

*Sunflower* – bud rot and mold.

*Sweet pea* – blossom blight.

*Viola* spp. – gray mold and basal rot of violet and pansy.

*Zinnia* – petal blight, head blight, moldy seed.

*Botrytis cinerea* may also infect arabis, cineraria, eucharis, euphorbia, fuchsia, gerbera, gypsophila, heliotrope, hydrangea, iris, lilac, lupine, May-apple, pyrethrum, periwinkle, rose-of-Sharon, stokesia, viburnum, and wallflower.

**Control.** Sanitation is more important than anything else. Carry around a paper bag as you inspect the garden; put into it all fading flowers and blighted foliage; if infection is near the base, take the whole plant up for burning. Keep greenhouse plants widely spaced, with good ventilation; avoid syringing, overhead watering, and too cool temperature. Propagate cuttings from healthy plants in a sterilized medium.

**Botrytis douglasii. Seedling Blight** of giant sequoia and redwood, perhaps a form of *B. cinerea*.

**Botrytis elliptica. Lily Botrytis Blight**, general on lilies, also reported on tuberose and stephanotis in California. Lily species vary in susceptibility to the disease, but there are several strains of the fungus, and few lilies are resistant to all strains. Madonna lily, *L. candidum*, is particularly susceptible, with infection starting in autumn on the rosette of leaves developed at that time.

If the blight strikes early, the entire apical growth may be killed with no further development. More often the disease starts as a leaf spot when stems are a good height. Spots are orange to reddish brown, usually oval. In some species there is a definite red to purple margin around a light center; in others the dark margin is replaced by an indefinite water-soaked zone. If spots are numerous, they grow together to blight the whole leaf. Infection often starts with the lowest leaves and works up the stem until all leaves are blackened and hanging limp. This is the result of many spot infections and not from an invasion of the vascular system.

Buds rot or open to distorted flowers with irregular brown flecks. There are sometimes severe stem lesions, but the rot rarely progresses into the bulbs. Spores formed in the usual gray-mold masses in blighted portions are spread by rain, air currents, and gardeners. Optimum spore germination is in cool weather, around 60°F, but once infection has started 70°F promotes most rapid blighting. With sufficient moisture the cycle may repeat every few days through the season. The fungus winters as very small black sclerotia, irregu-

lar or elliptical in shape, in fallen flowers or blighted dead stems and leaves, or as mycelium in the basal rosette of Madonna lilies.

*Control.* Avoid too dense planting, and shady or low spots with little air circulation and subject to heavy dews. Clean up infected plant parts before sclerotia can be formed. Copper sprays are more effective for the lily *Botrytis* than the newer organics. Spray with bordeaux mixture; start when lilies are 5 or 6 inches high and continue at 10- to 14-day intervals until flowering.

**Botrytis galanthina.** **Botrytis Blight** of snowdrop, sometimes found in the sclerotial state on imported bulbs. If the black dots of sclerotia are present only on outer scales, remove scales before planting; otherwise discard bulbs.

**Botrytis gladiolorum.** **Gladiolus Botrytis Blight, Corm Rot**, first reported in Oregon in 1939 and now serious in all important gladiolus-growing areas – the Pacific Coast, the Midwest, Florida – in cool, rainy weather. In northern areas the disease is a corm-rotting problem, in the South a flower blight, damaging in transit, and in all areas it is a leaf spot or blight.

In dry weather and in more resistant varieties the leaf spots are very small, rusty brown, appearing only on the exposed side of the leaf. In more humid weather the spots are large, brown, round to oval or smaller, pale brown with reddish margins. Flower stems have pale brown spots that turn dark. There may be a soft rotting at the base of florets. The disease starts on petals as pinpoint, water-soaked spots, but in moist weather the whole flower turns brown and slimy. Flowers with no visible spotting when packed often arrive ruined. After the flowers are cut, infection spreads down the stalk and into the corm, producing dark brown spots, irregular in shape and size, most numerous on the upper surface. Corms may become soft and spongy with a whitish mold. Oval, flat, black sclerotia, 1/8 to 1/4 inch long, are formed on corms in storage and in rotting tissue in the field or in refuse piles. They may persist in the soil several years.

*Control.* Cure corms rapidly after digging; bury or burn all plant refuse.

**Botrytis hyacinthi.** **Hyacinth Botrytis Blight** recently found in Washington on plants grown from imported bulbs. Leaves have brown tips with gray mold or brown spots on lower surface. Leaves may be killed, with small black sclerotia formed in rotting tissue. Flowers rot and are covered with powdery gray spores. Do not work with plants when they are wet; remove infected parts or whole plants.

**Botrytis narcissicola.** ▶ *Sclerotinia narcissicola*, under Rots.

**Botrytis paeoniae.** **Peony Botrytis Blight, Early Blight, Bud Blast, Gray Mold**, probably present wherever peonies are grown. It is also record-



ed on lily-of-the-valley, but that may be a form of *Botrytis cinerea*. Peony blight was first noticed in epiphytotic form in this country in 1897 and has been important in wet springs ever since.

Young shoots may rot off at the base as they come through the ground or when a few inches high, with a dense velvety gray mold on the rotting portions. This early shoot blight is far more common when the young stems are kept moist by having to emerge through a mulch of manure or wet leaves. Flowers are attacked at any stage. Buds turn black when they are very tiny, never developing, or they may be blasted when they are half open. If it is dry in early spring, infection may be delayed until flowers are in full bloom, at which time they turn brown. Infection proceeds from the flower down the stem for a few inches, giving it a brown and tan zoned appearance. Leaf spots develop when infected petals fall on foliage. Continued blighting of leaves through the summer and late blasting of flowers may be due to *Botrytis cinerea*, which produces a sparser mold and conidiophores projecting farther from the petal or leaf surface.

Conidia are blown by wind, splashed by rain, carried on gardeners' tools, and sometimes transported by ants. Secondary infection is abundant in cool moist weather. In late summer small, shiny black, slightly loaf-shaped sclerotia are formed near the base of stalks, just under the epidermis. They are quite different from the large, flat, black sclerotia often formed by *B. cinerea* on the same stalks.

*Control.* Sanitation is the most important step. Cut down all tops in autumn at ground level, or just below, to get rid of sclerotia wintering near base of stems. Burn this debris; never use it for a mulch. Avoid any moisture-retentive covering. If you insist on manure, apply it in a wide ring around the plant, well outside the area of emerging shoots. Go around with a paper bag periodically, cutting off for burning all blighted parts; never carry these parts loose through the garden for fear of shedding spores to healthy plants.

**Botrytis polyblastis.** ▶ *Sclerotinia polyblastis*.

**Botrytis streptothrix** (see *Streptobotrys arisaemae*) (teleomorph state *Streptotinia arisaemae*). **Leaf and Stalk Blight** of Jack-in-the-pulpit and golden club.

**Botrytis tulipae.** **Tulip Fire, Botrytis Blight** of tulips, general wherever tulips are grown, causing much damage in rainy springs. The first indication of disease is the appearance of a few malformed leaves and shoots among healthy tulips or large light patches resembling frost injury on leaves. Gray



**Figure 3.11** Botrytis Blight on Tulip

mold forming on such blighted areas of plants grown from infected bulbs provides an enormous number of conidia to be splashed by rain to nearby tulips. Secondary infection appears as minute, slightly sunken, yellowish leaf spots, surrounded with a water-soaked area, and gray to brown spots on stems, often zonate, and resulting in collapse. Small white spots appear on colored flowers, brown spots on white petals (see Fig. 3.11); but with continued moisture the spots grow together, and in a day or so the fuzzy gray mold has covered rotten blooms and large portions of blighted leaves.

Very small, shiny black sclerotia are formed in leaves and petals rotting into the ground, or on old flower stems or bulbs. Sometimes the latter have yellow to brown, slightly sunken, circular lesions on outermost fleshy scales without the formation of sclerotia. Spring infection comes from spores produced on such bulbs or from sclerotia on bulbs or sclerotia left loose in the soil after infected tissues have rotted.

*Control.* Inspect all bulbs carefully before planting; discard those harboring sclerotia or suspicious brown lesions. It is wise, though seldom possible in a small garden, to plant new bulbs where tulips have not grown for 3 years. Plant where there is good air circulation. Make periodic inspections, starting early, removing into a paper bag plants with serious primary infection and blighted leaves. Cut off all fading flowers before petals fall; cut off all foliage at ground level when it turns yellow. Burn all debris.

**Streptobotrys arisaemae** (formerly *Botrytis streptothrix*) (teleomorph state *Streptotinia arisaemae*). **Leaf and Stalk Blight** of Jack-in-the-pulpit and golden club. This species has conidiophores with strikingly twisted branches, producing a reddish brown mat of conidia. Sclerotia are very small, seldom over 1/32 inch, black, shiny, and somewhat hemispherical.

---

## Briosia

Deuteromycetes, Hyphomycetes

Conidia on synnemata or coremia, erect fascicles of hyphae ending in a small head; spores globose, dark, one-celled, catenulate (formed in chains).

**Briosia azaleae** (see *Pycnosystanus azalea*) (*Pycnostysanus azaleae*). **Bud and Twig Blight** of azalea and rhododendron, widespread but occasional.

**Pycnosystanus azalea** (formerly *Briosia azaleae*) (*Pycnostysanus azaleae*). **Bud and Twig Blight** of azalea and rhododendron, widespread but occasional. The disease was reported from New York in 1874 and, as a rhododendron bud rot, from California in 1920. It was particularly serious on Massachusetts azaleas in 1931 and 1939. Flower buds are dwarfed, turn brown and dry; scales are silvery gray. Twigs die when lateral leaf buds are infected. Successive crops of coremia are produced on old dead buds for as long as three years, the first crop appearing the spring after summer infection. The coremia heads are dark, and the buds look as if stuck with tiny, round-headed pins. Prune out and burn infected buds and twigs in late autumn and early spring. Spraying with bordeaux mixture before blossoming and at monthly intervals after bloom may be wise in severe cases.

---

## Calonectria

► *Cylindrocladium* under Blights.

**Calonectria colhounii**. **Blight** on *Leucospermum*.

---

## Cenangium

Ascomycetes, Helotiales

Apothecia small, brown to black, sessile or substipitate on bark; spores hyaline, elliptical, one-celled; paraphyses filiform.

**Cenangium ferruginosum.** Pine Twig Blight, Pruning Disease; **Cenangium Dieback** of fir and pine. The fungus is ordinarily saprophytic on native pines but may become parasitic when their vigor is reduced by drought. The disease is considered beneficial to ponderosa pine in the Southwest because it prunes off the lower branches; on exotic pines it can be damaging.

Infection starts near a terminal bud in late summer and progresses down a twig into a node, sometimes beyond into 2-year wood. The needles redden and die; they are conspicuous in spring but drop in late summer. Then brown to black apothecia with a greenish surface to the cup appear on twigs. Cut off and destroy infected twigs.

---

## Cercospora

Deuteromycetes, Hyphomycetes

Conidia hyaline to pale to medium green or brown; long, usually with more than three cross walls; straight or curved, with the base obconate or truncate, tip acute to obtuse; thin-walled; not formed in a fruiting body but successively on slender conidiophores, which emerge in fascicles or groups from stomata and usually show joints or scars where conidia have fallen off successively. The conidiophores are always colored, olivaceous to brown, pale to very dark (Fig. 3.9).

This is the largest group of the Dematiaceae, with about 400 species, all parasitic, causing leaf spots or blights. The teleomorph state, when known, is *Mycosphaerella*.

**Cercospora apii.** Early Blight of celery, general on celery and celeriac, first noted in Missouri in 1884 and since found in varying abundance wherever celery is grown. The disease is most severe from New Jersey southward. The name is somewhat misleading; in Florida early blight rarely appears before the Septoria disease known as late blight. Foliage spots appear when plants are about 6 weeks old. Minute yellow areas change to large, irregular, ash gray lesions, covered in moist weather with velvety groups of conidiophores and spores on both sides of leaves. Sunken, tan, elongated spots appear on stalks just before harvest. The disease spreads rapidly in warm, moist weather, the spores being splashed by rain, carried with manure or cultivators, or blown by wind. The life cycle is completed in 2 weeks.

*Control.* Seed more than 2 years old is probably free from viable spores; other seed should be treated with hot water, 30 minutes at 118° to 120°F.

Bordeaux mixture and other copper sprays have been recommended. Spray applications should start soon after plants are set and be repeated weekly, or more often. Emerson Pascal is blight-resistant.

**Cercospora carotae.** **Early Blight** of carrot. Lesions on leaves and stems are subcircular to elliptic, pale tan to gray or brown or almost black; lobes or entire leaflets are killed. The disease is more severe on young leaves and builds up as the plant grows. Spores, produced on both leaf surfaces, are spread by wind.

*Control.* Rotate crops and clean up refuse.

**Cercospora microsora.** **Linden Leaf Blight**, general on American and European linden. Small circular brown spots with darker borders coalesce to form large, blighted areas, often followed by defoliation; most serious on young trees.

**Cercospora sequoiae.** **Arborvitae Blight, Fire Blight**, on oriental arborvitae and Italian cypress in the South; destructive in ornamental plants. First reported from Louisiana in 1943, the fungus was named as a new species of *Cercospora* in 1945, but it is nearer *Heterosporium* in spore character. Affected leaves and branchlets are killed, turn brown, and gradually fall off, leaving shrubs thin and ragged. The lower two-thirds of the bush is affected most severely, with a tuft of healthy growth at the top. When close to a house, the side away from the wall shows most symptoms. Plants crowded in nurseries are killed in 1 to 3 years, but in home gardens they may persist for years in an unsightly condition. Conidiophores in fascicles produce conidia after girdling cankers have killed the twigs. There is often a swelling above the girdle that resembles an insect gall.

**Cercospora sordida** (*Mycosphaerella tecomae*) (see *Pseudocercospora sordida*) **Trumpetvine Leaf Blight** from New Jersey to Iowa and southward.

**Pseudocercospora sordida** (formerly *Cercospora sordida*) (*Mycosphaerella tecomae*). **Trumpetvine Leaf Blight** from New Jersey to Iowa and southward. Small, angular, sordid brown patches run together; edge of leaflets may be purplish; the fungus fruits on underside of leaves. The blight is seldom important enough to warrant control measures.

---

## Cercosporidium

**Cercosporidium punctum.** **Stem and Foliage Blight** of fennel.

## Choanephora

Zygomycetes, Mucorales

Mycelium profuse; sporangia and conidia present; sporangiola lacking. Sporangium pendent on recurved end of an erect, unbranched sporangiophore with a columella, containing spores provided at both ends and sometimes at the side with a cluster of fine, radiating appendages. Conidia formed in heads on a few short branches or an erect conidiophore enlarged at the tip; conidia longitudinally striate, without appendages.

**Choanephora cucurbitarum.** **Blossom Blight, Fruit Rot**, common on summer squash and pumpkin, occasional on amaranth, cowpea, cucumber, okra, and pepper; on sweetpotato foliage, on fading hibiscus, on vinca, and other flowers. This blight is often found in home gardens in seasons of high humidity and rainfall. Flowers and young fruits are covered with a luxuriant fungus growth, first white, then brown to purple with a definite metallic luster. The fruiting bodies look like little pins stuck through this growth. Both staminate and pistillate flowers are infected, and from the latter the fungus advances into young fruits, producing a soft wet rot at the blossom end. In severe cases all flowers are blighted or fruits rotted.

*Control.* Grow plants on well-drained land; rotate crops. Remove infected flowers and fruits as noticed.

**Choanephora infundibulifera.** **Blossom Blight** on hibiscus and jasmine. **Leaf Blight** on soybean.

---

## Ciboria

Ascomycetes, Helotiales, Sclerotiniaceae

Stroma a dark brown to black sclerotium in catkins or seed, simulating in shape the stromatized organ and not resembling a sclerotium externally. Apothecia cupulate to shallow saucer-shaped; brown.

**Ciboria acerina.** **Maple Inflorescence Blight** on red and silver maple. Apothecia, developed in great numbers from stromatized inflorescences on ground beneath trees, start discharging spores when maple flowers appear overhead. Mycelium spreads through stamens, calyx, and bud scales until flower cluster drops.

**Ciboria carunculoides.** **Popcorn Disease** of mulberry, a southern disease, not very important. Sclerotia are formed in carpels of fruit, which swells to resemble popcorn but remains green.

---

## Ciborinia

Ascomycetes, Helotiales, Sclerotiniaceae

Stroma a thin, flat, black sclerotium of discoid type in leaves; one to several stalked apothecia arise from sclerotia; apothecia small, brown, cupulate to flat when expanded.

**Ciborinia erythronii** and **C. gracilis**. **Leaf Blight** of erythronium. Flat black sclerotia are prominent in leaves.

---

## Cladosporium

► Blotch.

**Cladosporium cladosporioides**. **Blossom Blight** on strawberry.

---

## Colletotrichum

► Anthracnose.

**Colletotrichum acutatum**. **Twig Blight** and **Fruit Spot** on dogwood.

**Colletotrichum gloeosporioides**. **Seedling Blight** of papaya.

**Colletotrichum dematium**. **Twig Blight** on vinca.

---

## Corticium

Basidiomycetes, Aphyllophorales

Hymenium or fruiting surface of basidia consisting of a single resupinate or horizontal layer. This genus has contained a rather heterogeneous collection of species; some of the more important have been transferred to the genus *Pellicularia*.

**Corticium koleroga**. **Thread Blight**. ► *Pellicularia koleroga*.

**Corticium microsclerotia**. **Web Blight**. ► *Pellicularia filamentosa*.

**Corticium salmonicolor** (see *Erythrimum salmonicolor*). **Limb Blight** of fig, pear, apple in Gulf States.

**Corticium stevensii**. **Thread Blight**. ► *Pellicularia koleroga*.

**Corticium vagum**, now *Pellicularia filamentosa*, teleomorph state of *Rhizoctonia solani*, causing black scurf of potatoes and damping-off and root rot of many plants. See both *Pellicularia* and *Rhizoctonia* under Rots.

**Erythricium salmonicolor** (formerly *Corticium salmonicolor*). **Limb Blight** of fig, pear, apple in Gulf States. The spore surface is pinkish.

---

## Coryneum

Deuteromycetes, Coelomycetes

Acervuli subcutaneous or subcortical, black, cushion-shaped or disc-shaped; conidiophores slender, simple; spores dark with several cross walls, oblong to fusoid; parasitic or saprophytic (see Fig. 3.15).

**Coryneum berckmansii** (see *Seimatosporium berckmansii*). **Coryneum Blight** of Oriental arborvitae, also on Italian cypress, causing serious losses in nurseries and home gardens in the Pacific Northwest.

**Coryneum microstictum** (see *Seimatosporium lichenicola*). **Twig Blight** of American bladdernut.

**Coryneum carpophilum** (**Cladosporium beijerinckii**) (see *Stigmia carpophila*, Anamorph, *Cladosporium beijerinckii*). **Peach Shoot Blight, Coryneum Blight** of stone fruits, **Shot Hole, Fruit Spot, Winter Blight, Pustular Spot**, general on peach in the West, also on almond, apricot, nectarine, and cherry.

**Seimatosporium berckmansii** (formerly *Coryneum berckmansii*). **Coryneum Blight** of Oriental arborvitae, also on Italian cypress, causing serious losses in nurseries and home gardens in the Pacific Northwest. Small twigs or branches are blighted, turn gray-green then reddish brown; many small branchlets drop, leaving a tangle of dead gray stems; larger limbs may be girdled. Twigs are dotted with black pustules bearing five-septate spores. As new growth develops in blighted areas, the spores spread the disease to young contiguous foliage. Reinfection continues until the plant is so devitalized it dies. The fungus fruits only on scale leaves or young stems.

*Control.* Remove and destroy blighted twigs. Apply a copper spray in September to healthy bushes as a preventive spray; apply in September and repeat in late October to infected bushes.

**Seimatosporium lichenicola** (formerly *Coryneum microstictum*). **Twig Blight** of American bladdernut. Young twigs are killed; the fungus winters in acervuli on this dead tissue, and spores are disseminated in spring. Prune out and burn diseased twigs during the winter.



**Stigmina carpophila** (formerly *Coryneum carpophilum* (*Cladosporium beijerinckii*)). **Peach Shoot Blight, Coryneum Blight** of stone fruits, **Shot Hole, Fruit Spot, Winter Blight, Pustular Spot**, general on peach in the West, also on almond, apricot, nectarine, and cherry. Twig lesions are formed on 1-year shoots, reddish spots developing into sunken cankers; fruit buds are invaded, and there is copious gum formation. Small spots are formed on foliage, dropping out to leave typical shot holes, followed by considerable defoliation.

Apricot buds are blackened and killed during winter; fruiting wood in peaches is killed before growth starts. In late rains leaves and fruit are peppered with small, round, dead spots. Fruit lesions are raised, roughened, scabby. The fungus winters in twigs, diseased buds and spurs.

*Control.* In California, the standard spray for peach is bordeaux mixture applied in autumn immediately after leaf fall and before the rainy season. On apricots additional sprays are suggested for late January and at early bloom. On almonds at least two spring sprays are recommended, one at the popcorn stage of bloom, the other at petal fall.

---

## Cryptocline

Deuteromycetes, Coelomycetes

**Cryptocline cinerescens.** **Twig Blight** of oaks.

---

## Cryptospora

Scomycetes, Amphisphaeriales

Perithecia immersed in a stroma, with long necks converging into a disc; ascospores long, filiform, hyaline; conidia on a stroma.

**Cryptospora longispora** (see *Servazziella longispora*). **Araucaria Branch Blight.**

**Servazziella longispora** (formerly *Cryptospora longispora*). **Araucaria Branch Blight.** Lower branches are attacked first, with disease spreading upward; tip ends are bent and then broken off; plants several years old may be killed. Prune off and burn infected branches.

## Cryptostictis

Deuteromycetes, Coelomycetes

Spores dark, with several cross walls, formed in acervuli.

**Cryptostictis** sp. **Twig Blight** of dogwood.

---

## Curvularia

Deuteromycetes, Hyphomycetes

Conidiophores brown, simple or sometimes branched, bearing conidia successively on new growing tips; conidia dark, three- to five-celled, with end cells lighter, more or less fusiform, typically bent or curved with central cells enlarged; parasitic or saprophytic.

**Curvularia cymbopogonis.** **Blight** and **Leaf Spot** of itchgrass. Leafspots coalesce after 3 or 4 days to form larger lesions and final blighting symptoms. **Curvularia lunata** (*C. trifolii* f. sp. *gladioli*). **Gladiolus Flower Blight** and **Leaf Spot, Curvularia Disease.** Suddenly, in 1947, a blight showed up in Florida as a serious threat to the gladiolus cut-flower industry, ruining hundreds of acres there and in Alabama in the next few months. The disease is now recorded as far north as New York and Wisconsin and on the Pacific Coast. The pathogen is usually identified as *Curvularia lunata*, known as a crop pest for many years, especially in the tropics, but studies indicate it is a special form of *C. trifolii*, cause of a leaf spot of clover.

Curvularia spots on leaf or stem are oval, tan to dark brown, showing on both sides of the leaf, bordered with a brown ring, slightly depressed and with a narrow yellowish region between the spot and normal green of the leaf. Tan centers of spots are covered with black spores resembling powder. Premature death comes when stems of young plants are girdled; florets fail to open when petioles are girdled.

Under favorable weather conditions tan spots on petals turn into a smudgy flower blight. Brown to black irregular lesions appear on corms of blooming stock and develop further in storage; the fungus survives in corms from one season to the next. This is a high temperature fungus, with optimum for growth 75° to 85°F and no infection under 55°F. A 13-hour dew period is sufficient moisture. Leaf spots show up in 4 to 5 days, spots on florets and stems in only 2 to 3 days. The complete life cycle is as short as a week in

warm rainy weather, and the fungus can survive in the soil for 3 years. Many gladiolus varieties are more or less resistant; Picardy and some others are very susceptible.

---

## Cylindrocladium

Deuteromycetes, Hyphomycetes

Conidiophores dichotomously branched; spores hyaline, two- or several-celled.

**Cylindrocladium clavatum.** Blight on bird-of-paradise.

**Cylindrocladium scoparium.** **Cylindrocladium Blight.** Damping-off of seedlings and cuttings – conifers, azalea, magnolia, hydrangea, holly, pyracantha, bottle brush, and poinsettia – in greenhouses under very moist conditions. Infected azalea leaves turn black, with petiole bases softened, and drop in a few days; the bark turns brown. Leaves and stems are covered with brownish mycelial strands and white powdery masses of conidia. Control by proper humidity and aeration.

**Cylindrocladium avesciculatum.** Blight and Leaf Spot of *Leucothoë axillaris*.

---

## Cylindrosporium

Deuteromycetes, Coelomycetes

Acervuli subepidermal, white or pale, discoid or spread out; conidiophores short, simple; conidia hyaline, filiform, straight or curved, one-celled or becoming septate; parasitic on leaves. Many species have *Higginsia* or *Coccomyces* as a teleomorph state.

**Cylindrosporium defoliatum.** Leaf Blight of Hackberry. May cause defoliation but usually unimportant.

**Cylindrosporium griseum.** On western soapberry.

**Cylindrosporium juglandis.** On walnut.

---

## Delphinella

Ascomycetes, Dothideales

**Delphinella balsameae.** Tip Blight of fir.

## Dendrophoma

Deuteromycetes, Coelomycetes

Pycnidia dark or light brown, superficial or submerged and erumpent; globose or elongate, ostiolate; conidiophores elongated, branched; conidia hyaline, one-celled, elongate to ellipsoid; parasitic or saprophytic.

**Dendrophoma obscurans** (see *Phomopsis obscurans*). **Strawberry Leaf Blight, Angular Leaf Spot.** The lesions are large, circular to angular, reddish purple, zonate with age, having a dark brown center, a light brown zone, and a purple border. Spots may extend in a V-shaped area from a large vein to edge of the leaf, with black fruiting bodies appearing in the central portion. Not serious before midsummer, the disease may be destructive late in the season. The fungus winters on old leaves.

**Phomopsis obscurans** (formerly *Dendrophoma obscurans*). **Strawberry Leaf Blight, Angular Leaf Spot.**

---

## Diaporthe

Ascomycetes, Diaporthales

Perithecia in a hard black stroma made up of host and fungal elements, first immersed, then erumpent; ascospores fusoid or ellipsoid, two-celled, hyaline. Anamorph state a *Phomopsis* with two types of spores; alpha conidia, hyaline, one-celled ovate to fusoid, and beta conidia, curved or bent stylospores.

**Diaporthe arctii.** **Diaporthe Blight** of Larkspur, **Stem Canker**, on annual larkspur and delphinium. Lower leaves turn brown and dry but remain attached; brown lesions at base of stems extend several inches upward and down into roots. Scattered dark pycnidia are present in stems, petioles, leaf blades, and seed capsules, the latter probably spreading the blight. Crowns are sometimes developed in a cottony web of mycelium; perithecia develop on decaying stems. Remove and destroy diseased plants; use seed from healthy plants.

**Diaporthe phaseolorum.** **Lima Bean Pod Blight, Leaf Spot**, apparently native in New Jersey, where it was first noticed in 1891, more abundant on pole than on bush beans. Leaf spots are large, irregular, brown, often with discolored borders and large black pycnidia formed in concentric circles in dead tissue. Necrotic portions may drop out, making leaves ragged.

Pod lesions spread; pods turn black and wilted, with prominent black pycnidia. Seeds are shriveled or lacking. Spores are produced in great numbers, are disseminated by wind and pickers, and enter through stomata or wounds. The disease is most severe along the coast; optimum temperature is around 80°F. The fungus is seed-borne, but most lima bean seed is produced where the disease does not occur. Use healthy seed; clean up refuse; rotate crops.

**Diaporthe phaseolorum** var. *sojae*. **Soybean Pod and Stem Blight**, widespread. This disease was formerly confused with the more acute stem canker caused by *D. phaseolorum* var. *caulivora* (► **Rots**). The pod blight is a slower disease, killing plants in later stages of development. It can be identified by the numerous small black pycnidia scattered over the pods and arranged in rows on stems. The blight is more serious in wet seasons. The fungus winters on the seed and on diseased stems in the field. Use clean seed; clean up plant refuse; rotate crops.

**Diaporthe phaseolorum** var. *caulivora*. **Stem Blight** of soybean; also causes pod and seedling blight, stem canker, and seed decay of soybean.

**Diaporthe vaccinii**. **Blueberry Twig Blight**. The same fungus that causes cranberry rot blights new shoots of cultivated blueberries, entering at tips, progressing toward the base, and ultimately girdling old branches. Pycnidia develop on leaves and dead twigs. The disease is seldom serious enough for control measures.

**Diaporthe vexans**. **Phomopsis Blight** of Eggplant, **Fruit Rot**, general in field and market, especially in the South. Destruction is often complete, with every above-ground part affected. Seedlings rot at ground level. The first leaf spots are near the ground, definite, circular, gray to brown areas with light centers and numerous black pycnidia. The leaves turn yellow and die. Stem cankers are constrictions or light gray lesions. Fruit lesions are pale brown, sunken, marked by many black pycnidia arranged more or less concentrically. Eventually the whole fruit is involved in a soft rot or shriveling. Spores winter on seed and in contaminated soil. There is no fungicidal control. Use resistant varieties Florida Market and Florida Beauty.

---

## Dichotomophora

► **Cankers.**

**Dichotomophora lutea**. **Stem Blight**, of common parsley.

## Didymascella (Keithia)

Ascomycetes, Phacidiales, Stictidiaceae

Apothecia brown, erumpent on leaves of conifers; spores dark, two-celled, ovoid; paraphyses filiform; asci two- to four-spored.

**Didymascella thujina.** **Arborvitae Leaf Blight, Seedling Blight** of arborvitae in eastern states and of giant arborvitae, sometimes called western red cedar. The fungus is a native of North America and occurs abundantly in the West, damaging seedlings and saplings, often killing trees up to 4 years old, if they are in dense stands in humid regions. Older trees do not die, but foliage appears scorched, particularly on lower branches, and young leaf twigs may drop. Cushionlike, olive brown apothecia embedded in leaf tissue, usually upper, are exposed by rupture of the epidermis. After summer discharge of spores (round, brown, unequally two-celled) the apothecia drop out of the needles, leaving deep pits.

*Control.* Spray small trees and nursery stock several times during summer and fall with bordeaux mixture.

**Didymascella tsugae** (see *Fobrella tsugae*). **Hemlock Needle Blight.** Needles of Canada hemlock turn brown and drop in late summer. Spores are matured in apothecia on fallen needles with new infection in spring. The damage is not heavy.

**Fobrella tsugae** (see *Didymascella tsugae*). **Hemlock Needle Blight.** Needles of Canada hemlock turn brown and drop in late summer.

---

## Didymella

Ascomycetes, Sphaeriales, Mycosphaerellaceae

Perithecia (or perithecia-like stromata) membranous, not carbonaceous; innate; not beaked; paraphyses present; spores two-celled, hyaline.

**Didymella applanata.** **Raspberry Spur Blight, Purple Cane Spot, Gray Bark,** general on raspberries, also on dewberry, blackberry. Named because it partially or completely destroys spurs or laterals on canes. The disease, known in North America since 1891, may cause losses up to 75% of the crop of individual plants of red raspberries. Dark reddish or purple spots on canes at point of attachment of leaves enlarge to surround leaf and bud and may darken lower portion of cane. Affected areas turn brown, then gray.

If buds are not killed outright during the winter, they are so weakened that the next season's spurs are weak, chlorotic, seldom blossoming. Pycnidia of the anamorph *Phoma* state and perithecia are numerous on the gray bark; ascospores are discharged during spring and early summer; on germination they can penetrate unwounded tissue.

*Control.* Keep plants well-spaced, allowing plenty of sunlight for quick drying of foliage and canes. Remove infected canes and old fruiting canes after harvest. A delayed dormant spray of lime sulfur or Elgetol may be advisable, followed by two sprays of ferbam or bordeaux mixture, applied when new shoots are 6 to 10 inches high and 2 weeks later.

**Didymella bryoniae.** Gummy stem blight and fruit spot; of watermelon.

---

## Didymosphaeria

Ascomycetes, Dothideales

Perithecia innate or finally erumpent; not beaked; smooth; paraphyses present; spores dark, two-celled.

**Didymosphaeria populina** (*Venturia populina*, *V. tremulae*, *V. macularis* also cause this disease). **Shoot Blight** of polar, **Leaf and Twig Blight**. Young shoots are blackened and wilted. In moist weather dark olive green masses of spores are formed on leaves.

---

## Diplodia

Deuteromycetes, Coelomycetes

Pycnidia innate or finally erumpent; black, single, globose, smooth; ostiole present; conidiophores slender, simple; conidia dark, two-celled, ellipsoid or ovoid. Parasitic or saprophytic.

Some species cause twig blights which are not too important: **Diplodia coluteae** on bladder senna; **D. longispora** on white oak; **Sphaeropsis sapinea** (formerly *D. pinea*) on pine; **D. sarmentorum** on pyracantha. **Lasiodiplodia theobromae** (formerly *Diplodia natalensis*) (anamorph state of *Physalospora rhodina*) causes blight, stem gumming, or stem-end rot of melons, as well as twig blight of peach and citrus. See further under Rots.

**Diplodia gossypina** (see *Lasiodiplodia theobromae*). **Blight** of slash pine and loblolly pine seedlings.

**Lasiodiplodia theobromae** (formerly *Diplodia gossypina*). **Blight** of slash pine and loblolly pine seedlings

---

## Discula

Deuteromycetes, Coelomycetes

**Discula quercina**, **Twig Blight** of oaks.

---

## Dothistroma

Deuteromycetes, Coelomycetes

Stroma dark, elongate, innate, becoming erumpent and swollen, with a stalk extending into the substratum, composed internally of dense, vertical hyphae; locules separate, one to several in the upper part of the stroma; conidiophores simple, slender; conidia several-celled, hyaline, long-cylindrical to filiform.

**Dothistroma pini**. **Needle Blight** on Austrian pine and red pine.

---

## Cryphonectria (Endothia)

Ascomycetes, Diaporthales

Perithecia deeply embedded in a reddish to yellow stroma, with long necks opening to the surface but not beaked; paraphyses lacking; spores two-celled, hyaline. Conidia borne in hollow chambers or pycnidia in a stroma and expelled in cirrhi.

**Cryphonectria parasitica**. **Chestnut Blight**, **Endothia Canker**, general on chestnut. To most gardeners this disease is of only historical importance, for practically all of our native chestnuts are gone. The disease, however, persists in sprouts starting from old stumps and in the chinquapin. One of the most destructive tree diseases ever known, chestnut blight at least served to awaken people to the importance of plant disease and to the need for research in this field.

First noticed in the New York Zoological Park in 1904, the blight rapidly wiped out the chestnut stands in New England and along the Allegheny and Blue Ridge Mountains, leaving not a single undamaged tree. In 1925 the disease eliminated chestnuts in Illinois and by 1929 had reached the Pacific Northwest.



Conspicuous reddish bark cankers are formed on trunk and limbs, often swollen and splitting longitudinally. As the limbs are girdled, the foliage blights, so that brown, dried leaves are seen from a distance. The fungus fruits abundantly in crevices of broken bark, first producing conidia extruded in yellow tendrils from reddish pycnidia and later ascospores from perithecia embedded in orange stromata. Fans of buff-colored mycelium are found under affected bark.

Ascospores can be spread many miles by the wind, landing in open wounds, but the sticky conidia are carried by birds and insects. The fungus can live indefinitely as a saprophyte, and new sprouts developing from old stumps may grow for several years before they are killed.

*Control.* All eradication and protective measures have proved futile. Hope for the future lies in cross-breeding resistant Asiatic species with the American chestnut (and there has been some success in this line) or in substituting Chinese and Japanese chestnuts for our own.

---

## Diplocarpon (Fabraea)

Ascomycetes, Helotiales, Dermateaceae

Apothecia develop on fallen leaves; small, disclike, leathery when dry, gelatinous when wet; asci extend above the surface of the disc; ascospores two-celled, hyaline. The anamorph stage an *Entomosporium* with distinctive cruciate four-celled conidia, each cell with an appendage, formed in acervuli (Fig. 3.9).

**Didymascella tsugae** (see *Fabrella tsugae*). **Hemlock Needle Blight.** Needles of Canada hemlock turn brown and drop in late summer.

**Diplocarpon mespili** (*Entomosporium mespili*) (formerly *Fabraea maculate*, *Entomosporium maculatum*). **Pear Leaf Blight, Entomosporium Leaf Spot, Fruit Spot,** generally distributed on pear and quince, widespread on amelanchier, sometimes found on apple, Japanese quince, medler, mountain-ash, Siberian crab, cotoneaster, loquat, photinia.

Pears may be affected as seedlings in nurseries or in bearing orchards. Very small purple spots appear on leaves, later extending to a brownish circular lesion, 1/4 inch or less in diameter, with the raised black dot of a fruiting body in the center of each spot. If spots are numerous, there is extensive defoliation. Fruit spots are red at first, then black and slightly sunken; the skin is roughened, sometimes cracked. Quince has similar symptoms.

Twig lesions appear on the current season's growth about midsummer, indefinite purple or black areas coalescing to form a canker. Primary spring infection comes more from conidia produced in these twig lesions than from ascospores shot from fallen leaves on the ground. Most commercial varieties of pear and quince are susceptible, although some are moderately resistant.

**Fabraea maculate**, **Entomosporium maculatum** (► *Diplocarpon mespili*, *Entomosporium mespili*). **Pear Leaf Blight**, **Entomosporium Leaf Spot**, **Fruit Spot**, generally distributed on pear and quince, widespread on amelanchier, sometimes found on apple, Japanese quince, medler, mountain-ash, Siberian crab, cotoneaster, loquat, photinia.

**Fabraea thuemenii** (*Entomosporium thuemenii*). **Hawthorn Leaf Blight**, wide-spread on *Crataegus* species. Symptoms are similar to those of pear leaf blight and for a long time the pathogen was considered identical. Small dark brown or reddish brown spots, with raised black dots, are numerous over leaves, which drop prematurely in August. In wet seasons trees may be naked by late August.

*Control.* Because the fungus winters in twig cankers as well as in fallen leaves, sanitation has little effect. Standard recommendation has been to spray three times with bordeaux mixture, starting when leaves are half out and repeating at 2-week intervals. The copper may be somewhat phytotoxic, causing small reddish spots similar to those of blight, but it does prevent defoliation.

**Fabrella tsugae** (formerly *Didymascella tsugae*). **Hemlock Needle Blight**. Needles of Canada hemlock turn brown and drop in late summer. Spores are matured in apothecia on fallen needles with new infection in spring. The damage is not heavy.

---

## Furcaspora

Deuteromycetes, Coelomycetes

Starlike botryoblastospores; acervuli become erumpent at maturity and grade into sporodochia and pycnidia.

**Furcaspora pinicola**. **Needle Cast** of pine.

---

## Fusarium

► Rots.

**Fusarium graminearum.** Head Blight of wild rice.

**Fusarium moniliforme** var. **subglutinans.** Blight of slash pine and loblolly pine seedlings.

**Fusarium solani.** Stem and Leaf Blight on Spanish moss.

**Fusarium subglutinans.** Foliar Blight and Collar Rot on Chinese evergreen. Seedling Blight on pine.

**Fusarium tabacinum.** Stem Blight of squash and pumpkin.

---

## Gibberella

Ascomycetes, Hypocreales, Nectriaceae

Perithecia superficial, blue, violet, or greenish; spores hyaline with several cells. Conidial stage in genus *Fusarium* with fusoid curved spores, several-septate. The species causing stalk rots of corn and producing gibberellic acid are more important than those causing blights.

**Gibberella baccata** (*Fusarium lateritium*). Twig Blight of ailanthus, citrus, cotoneaster, fig, hibiscus, hornbeam, peach, and other plants in warm climates, sometimes associated with other diseases.

---

## Glomerella

► Anthracnose.

**Glomerella cingulata.** Cyclamen Leaf and Bud Blight Leaf and Shoot Blight of poplar.

---

## Gnomonia

► Anthracnose.

**Gnomonia rubi.** Cane Blight of blackberry, dewberry, raspberry.

## Hadrotrichum

Deuteromycetes, Hyphomycetes

Sporodochia cushion-shaped, dark; conidiophores dark, simple, forming a palisade and arising from a stroma-like layer; conidia dark, nearly spherical, one-celled, borne singly; parasitic on leaves.

**Hadrotrichum globiferum.** Leaf Blight of lupine.

---

## Helminthosporium

Deuteromycetes, Hyphomycetes

Mycelium light to dark; conidiophores short or long; septate, simple or branched, often protruding from stomata of host; more or less irregular or bent, bearing conidia successively on new growing tips; conidia dark typically with more than three cells, cylindrical or ellipsoid, sometimes slightly curved or bent, ends rounded. Parasitic, often causing leaf spots or blights of cereals and grasses.

**Helminthosporium catenarium** (*Drechslera catenaria*). Leaf Blight or Crown Rot on creeping bentgrass; red leaf lesions and leaf tip dieback; eventually entire plant becomes blighted to crown.

**Helminthosporium gigantea** (*Drechslera gigantea*). Blight or Zonate Leaf Spot on wild rice and grasses.

**Helminthosporium maydis** (*Cochliobolus heterostrophus*). Southern Corn Leaf Blight, easily confused with southern corn leaf spot due to *H. carbonum*. The leaf blight occurs throughout the corn areas of the South and north to Illinois, more important on field than on sweet corn. Grayish tan to straw-colored spots with parallel sides unite to blight most of the leaf tissue. The fields appear burned by fire. Resistant varieties offer the only control.

**Helminthosporium turcicum** (see *Setosphaeria turcica*). Northern Corn Leaf Blight on field and sweet corn and on grasses; found from Wisconsin and Minnesota to Florida but more severe in states with heavy dews, abundant rainfall, and warm summers, losses running from a trace to 50%.

**Setosphaeria turcica** (formerly *Helminthosporium turcicum*). Northern Corn Leaf Blight on field and sweet corn and on grasses; found from Wisconsin and Minnesota to Florida but more severe in states with heavy dews,

abundant rainfall, and warm summers, losses running from a trace to 50%. The disease starts on the lower leaves and progresses upward. Small, elliptical, dark grayish green, water-soaked spots turn greenish tan and enlarge to spindle-shape, 1/2 to 2 inches wide, 2 to 6 inches long. Spores developing on both leaf surfaces after rain or heavy dew give a velvety dark green appearance to the center of the lesions. Whole leaves may be killed; entire fields turn dry. The fungus winters in corn residue in the field and produces spores the next spring; these are spread by wind.

*Control.* Use a 3-year or longer rotation.

---

## Herpotrichia

Ascomycetes, Dothidiales

Mycelium dark, perithecia superficial; spores with several crosswalls, olivaceous when mature.

**Herpotrichia juniperi.** **Brown Felt Blight** of conifers at high elevations; on fir, juniper, incense cedar, spruce, pine, yew when under snow. When the snow melts, lower branches are seen covered with a dense felty growth of brown to nearly black mycelium, which kills foliage by excluding light and air as well as by invading hyphae. Small, black perithecia are scattered over the felt. This pathogen also found on dwarf mistletoe.

---

## Heterosporium

Deuteromycetes, Hyphomycetes

Conidiophores dark, simple, bearing conidia successively on new growing tips; conidia dark, with three or more cells, cylindrical, with rough walls (echinulate to verrucose); parasitic, causing leaf spots, or saprophytic.

**Heterosporium syringae.** **Lilac Leaf Blight.** A velvety, olive green bloom of spores if formed in blighted, gray-brown leaf areas, which may crack and fall away. Infection is on mature leaves and the fungus is often associated with *Cladosporium*. If necessary, spray after mid-June with bordeaux mixture.

## Higginisia

See *Coccomyces* under Leaf Spots.

**Higginisia hiemalis.** **Cherry Leaf Blight.** See *Blumeriella jaapi* and *Coccomyces biemalisi*, Cherry Leaf Spot.

**Higginisia kerriae.** **Kerria Leaf and Twig Blight.** See *Blumeriella kerriae* and *Coccomyces kerriae* under Leaf Spots.

---

## Hypoderma

Ascomycetes, Rhytismatales

Ascospores formed in hysterothecia (elongated perithecia or apothecia) extending along evergreen needles; asci long-stalked; ascospores one-celled hyaline, fusiform, surrounded by a gelatinous sheath (see Fig. 3.29).

**Hypoderma lethale** (see *Ploidoderma lethale*). **Gray Leaf Blight** of hard pines, from New England to the Gulf States.

**Ploidoderma lethale** (formerly *Hypoderma lethale*). **Gray Leaf Blight** of hard pines, from New England to the Gulf States. Hysterothecia are short, narrow, black; often seen on pitch pine.

---

## Hypodermella

Ascomycetes, Rhytismatales

Like *Hypoderma* but one-celled spores are club-shaped at upper end, tapering toward base (see Fig. 3.29).

**Hypodermella abietis-concoloris** (see *Lirula abietis-concoloris*). **Fir Needle Blight** on firs and southern balsam.

**Hypodermella laricis.** **Larch Needle and Shoot Blight.** Yellow spots are formed on needles, which turn reddish brown but stay attached, giving a scorched appearance to trees. Hysterothecia are very small, oblong to elliptical, dull black, on upper surface of needles.

**Lirula abietis-concoloris** (formerly *Hypodermella abietis-concoloris*). **Fir Needle Blight** on firs and southern balsam.

---

## Nectria (Hypomyces)

Ascomycetes, Hypocreales

Perithecia bright colored with a subicle (crustlike mycelial growth underneath); spores two-celled, light, with a short projection at one end.

**Hypomyces ipomoeae** (see *Nectria ipomoeae*). **Twig Blight** of bladdernut.  
**Nectria ipomoeae** (formerly *Hypomyces ipomoeae*). **Twig Blight** of bladdernut.

---

## Hyponectria

Ascomycetes, Hypocreales, Nectriaceae

Perithecia bright colored, soft; innate or finally erumpent; paraphyses lacking; spores one-celled, light-colored, oblong.

**Hyponectria buxi**. **Leaf Blight, Leaf Cast** of boxwood.

---

## Itersonia

Deuteromycetes, Hyphomycetes

Cells reproducing by budding and germinating by repetition; clamp connections as in Basidiomycetes and probably anamorph species of *Tremellales*. The genus is not well understood.

**Itersonia perplexans**. **Petal Blight** of chrysanthemum and China aster. The fungus was isolated from greenhouse chrysanthemums in Minnesota in 1951 but apparently has been present, as a parasite or saprophyte, on many other plants. On pompom chrysanthemums the tip half of outer petals turns brown and dries; the diseased tissue is filled with broad hyphae and clamp connections. Inoculated snapdragons show similar symptoms. Adequate greenhouse ventilation seems to prevent trouble. This fungus has also been reported on dill.

**Itersonia** sp. **Leaf Blight, Canker** of parsnip, seasonal in New York and neighboring states. Plants are defoliated in cool, moist weather. Spores from leaves produce a chocolate brown dry rot on shoulder or crown of the root. Good drainage and long rotation aid in control.

## Kellermannia

Deuteromycetes, Coelomycetes

Pycnidia black, globose, separate; immersed in host tissue; ostiolate; conidiophores short, simple; conidia hyaline, mostly two-celled, cylindrical with an awl-shaped appendage at the tip; parasitic or saprophytic.

**Kellermannia anomala** (*K. yuccaegena*.) **Yucca Leaf Blight**, general on nonarborescent forms of yucca; in Florida and California on arborescent forms.

**Kellermannia sisyrinchii** (see *Scolecosporiella sisyrinchii*.) **Leaf Blight** of blue-eyed grass.

**Scolecosporiella sisyrinchii** (formerly *Kellermannia sisyrinchii*.) **Leaf Blight** of blue-eyed grass.

---

## Labrella

Deuteromycetes, Coelomycetes

Pycnidia with a radiate shield, rounded; innate or erumpent; spores hyaline, one-celled.

**Labrella aspidistrae**. **Leaf Blight** of aspidistra.

---

## Leptosphaeria

Ascomycetes, Dothideales

Perithecia membranous, not beaked, opening with an ostiole; innate or finally erumpent; paraphyses present; spores dark, with several cells. Anamorph state a *Coniothyrium* with black, globose pycnidia and very small, dark, one-celled conidia, extruded in a black cirrus.

**Diaplella coniothyrium** (formerly *Leptosphaeria (Melanomma) coniothyrium*; (*Coniothyrium fuckelii*)). **Raspberry Cane Blight**, general on raspberry, dewberry, blackberry. The same fungus causes cankers of apple and rose (► **Cankers**). On raspberry, brown dead areas extend into wood; whole canes or single branches wilt and die; often between blossoming and fruiting. The fungus enters the bark at any time during the season, through an insect wound or mechanical injury. Smutty patches on the bark come from



small olive conidia of the *Coniothyrium* stage and larger, dark, four-celled ascospores. Ascospores are spread by rain; conidia by rain and insects.

*Control.* Sanitation is very important; cut out and burn all diseased canes. A control program for spur blight should suffice for cane blight.

**Leptosphaeria (Melanomma) coniothyrium (Coniothyrium fuckelii)** (see *Diapleella coniothyrium*) **Raspberry Cane Blight**, general on raspberry, dewberry, blackberry.

**Leptosphaeria korrae.** **Blight** on turfgrass (associated with Fusarium blight syndrome); disease is also called spring dead spot.

**Leptosphaeria thomasiana.** **Cane Blight** of dewberry, raspberry, in Pacific Northwest.

**Leptosphaeria** sp. **Blight**; of Miscanthus.

---

## **Linospora**

► **Leaf Spots.**

**Linospora tetraspora.** **Leaf Blight** of poplar.

---

## **Lophodermella**

Ascomycetes, Rhytismatales

Hymenium on a fleshy-gelatinous stroma under the bark of woody plants; ascospores aseptate.

**Lophodermella** sp. **Needle Cast** of pine.

---

## **Macrophomina**

► **Rots.**

**Macrophomina phaseolina.** **Ashy Stem Blight, Charcoal Rot** of soybeans, sweetpotatoes, many other plants. ► **Rots.**

## Micropeltis

Ascomycetes, Dothideales

A single hymenium, fruiting layer, covered with an open, reticulate scutellum; paraphyses present; spores hyaline, with several cells.

**Micropeltis viburni.** Leaf Blight of viburnum.

---

## Monilinia (Sclerotinia)

Ascomycetes, Helotiales, Sclerotiniaceae

Stroma is a sclerotium formed in fruit by the fungus digesting fleshy tissues and replacing them with a layer of broad, thick-walled, interwoven hyphae forming a hollow sphere enclosing core or seed of fruit, which has become a dark, wrinkled, hard mummy. Apothecia funnel-form or cupulate, rarely flat-expanded, some shade of brown; asci eight-spored; ascospores one-celled, ellipsoidal, often slightly flattened on one side, hyaline. Conidia hyaline, one-celled, formed in chains in grayish masses called sporodochia.

**Monilinia azaleae.** Shoot Blight of native or pinxter azalea (*Rhododendron roseum*). Apothecia are formed on overwintered mummied fruits (capsules) in leaf mold under shrubs in moist places. Ascospores infect leaves and succulent shoots when the azalea is in full bloom. The conidial stage is common on young developing fruits in late June and July (New York).

**Monilinia fructicola.** Leaf Blight and Shoot Blight of peach.

**Monilinia johnsonii.** Leaf Blight, Fruit Rot of hawthorn.

**Monilinia laxa.** Blossom Blight, Brown Rot of apricot, almond, cherry, plum, and prune on Pacific Coast. Blossoms and twigs are blighted with a good deal of gum formation. *Monilinia laxa* is sometimes coincident with, and confused with, *M. fructicola*, which causes a more general rot of stone fruits. Both are discussed more fully under Rots.

**Monilinia rhododendri** (*Sclerotinia seaveri*). Twig Blight, Seedling Blight of sweet cherry.

---

## Mycosphaerella

► Anthracnose.

**Mycosphaerella citrullina** (*M. melonis*) conidial stage *Didymella bryoniae*. Gummy Stem Blight, Stem End Rot, Leaf Spot of watermelon,

muskmelon, summer squash, pumpkin, and cucumber. Gray to brown dead areas in leaves are marked with black pycnidia; leaves may turn yellow and shrivel. Stem infection starts with a water-soaked oily green area at nodes. The stem is girdled, covered with a dark exuded gum, and the vine wilts back to that point. Fruit rot starts gray, darkens to nearly jet black, with gummy exudate.

*Control.* Clean up crop refuse; practice rotation. Some varieties are more resistant than others.

**Mycosphaerella fijiensis.** **Black Sigatoka** on dwarf banana in FL.

**Mycosphaerella melonis.** **Gummy Stem Blight** of cucumbers.

**Mycosphaerella pinodes.** **Pea Blight.** ▶ *Ascochyta pinodes*.

**Mycosphaerella rabiei** (Anamorph, *Phoma rabiei*). **Blight** of chickpea

**Mycosphaerella sequoiae.** **Needle Blight** of redwood.

---

## Myriogenospora

Ascomycetes, Hypocreales

Ascomata superficial or in a stroma, fleshy, bright-colored; ascus with a thick cap traversed by a slender pore; ascospores filiform, multiseptate, often fragmenting.

**Myriogenospora atramentosa.** **Blight** on turf grass, centipedegrass.

---

## Mystrosporium

Deuteromycetes, Hyphomycetes

Conidia dark, muriform; hyphae long.

**Bipolaris iridis** (formerly *Mystrosporium adustum*). **Leaf Blight, Ink Spot** of bulbous iris; also on montbretia and lachenalia. Irregular black patches or blotches appear soon after leaves push through the ground; under moist conditions the foliage withers and dies prematurely. Inky black stains appear on husks of bulbs (usually *Iris reticulata*), and yellow dots or elongated sunken black craters show on fleshy scales. The bulbs may rot, leaving only the husk and a mass of black powder. The fungus spreads through the soil, invading adjacent healthy bulbs.

*Control.* Dig bulbs every year; discard all diseased bulbs and debris; plant in a new location. Spray with bordeaux mixture.

**Myxosporium adustum** (see *Bipolaris iridis*). **Leaf Blight, Ink Spot** of bulbous iris; also on montbretia and lachenalia.

---

## Myxosporium

Deuteromycetes, Coelomycetes

Conidia hyaline, one-celled, in discoid to pulvinate acervuli on branches.

**Myxosporium diedickei**. **Twig Blight** of mulberry.

**Myxosporium everhartii**. **Twig Blight** of dogwood. **M. nitidum**. Twig blight and dieback of native dogwood. Prune twigs back to sound wood; feed and water trees.

---

## Neopectia

Ascomycetes, Dothideales

Perithecia hairy, not beaked, formed on a mycelial mass; paraphyses present; spores two-celled, dark.

**Neopectia coulteri**. **Brown Felt Blight** on pines only, otherwise similar to brown felt blight caused by *Herpotrichia*, a disease of high altitudes on foliage under snow.

---

## Ovulinia

Ascomycetes, Helotiales, Sclerotiniaceae

Stroma a sclerotium, thin, circular to oval, shallowly cupulate, formed in petal tissue but falling away; minute globose spermatia; apothecia of *Sclerotinia* type, small; asci eight-spored; paraphyses septate with swollen tips; conidia large, obovoid, one-celled except for basal appendage or disjunctive cell; borne singly at tips of short branches of mycelium forming a mat over surface of petal tissue (see Fig. 3.9).

**Ovulinia azaleae**. **Azalea Flower Spot, Petal Blight**, very destructive to southern azaleas in humid coastal regions, occasional on mountain-laurel and rhododendron. Starting as a sudden outbreak near Charleston, South Carolina, 1931, the disease spread rapidly north of Wilmington, North Carolina, down the coast to Florida, and around the Gulf. It reached Texas by 1938 and

was in California by 1940; it was reported in Maryland in 1945, in Virginia in 1947, and in Philadelphia in 1959. Petal blight was reported from a Long Island, New York, greenhouse in 1956, apparently present there since 1952, and in 1959 infected all the azaleas in one New Jersey greenhouse. In both cases the blight started on plants purchased from the South. This is the most spectacular disease that I have ever witnessed, with most of the bloom on all the azaleas in a town blighting simultaneously and seemingly overnight under special weather conditions. The blight does not injure stem or foliage; it is confined to the flowers. The loss is aesthetic and economic from the standpoint of tourist trade. For many years, before a control program was worked out, the great azalea gardens of the South had to close their gates to visitors far too early in the season.

Primary infection comes from very small apothecia produced from sclerotia on the ground under shrubs, usually in January or February, occasionally as early as December. Spores shot into the air are carried by wind drift to flowers near the ground of early varieties, initial spots being whitish. If you put your finger on such a spot, the tissue melts away. With continued high humidity, heavy fog, dew, or rain, conidia are produced over the inner surfaces of petals and are widely disseminated to other petals by wind, insects, and splashed rain. Within a few hours colored petals are peppered with small white spots, and white flowers have numerous brown spots. By the next day flowers have collapsed into a slimy mush, bushes looking as if they had had scalding water poured over them. If the weather stays wet, small black sclerotia are formed in the petals in another 2 or 3 days. Infected blooms seldom drop normally but remain hanging on the bushes in an unsightly condition for weeks and months, some even to the next season. Many of the sclerotia, however, drop out and remain in the litter on the ground ready to send up apothecia the next winter.

Both Indian and Kurume varieties are attacked, the peak of infection coming with mid-season varieties such as Pride of Mobile or Formosa. In some seasons dry weather during early spring allows a good showing of azaleas; in other years blight starts early and there is little color unless azaleas are sprayed. On Belgian azaleas in greenhouses blight may start in December.

*Control.* Some mulches and soil treatments will inhibit apothecial production. Secondary infection is bound to come from some untreated azalea in the neighborhood. Spraying gives very effective, even spectacular, control if started on time, when early varieties are in bloom and midseason azaleas are showing color. Sprays must be repeated three times a week as long as

petal surface is expanding, about 3 or 4 weeks. After that, weekly spraying is sufficient. Spraying is mandatory now for the big azalea gardens, and the admission fees from the lengthened season pay for the program many times over.

The original successful formula was: Dithane D-14 (nabam) 1 1/3 quarts to 100 gallons water, plus 1 pound 25% zinc sulfate, 1/2 pound hydrated lime, and 1 ounce of spreader Triton B 1956. Later work showed that the lime could be omitted, Dithane reduced to 1 quart, and zinc sulfate to 2/3 pound to prevent injury in periods of drought. The spray should be a fine mist, applied from several directions to get adequate coverage.

Commercial growers should beware of ordering azaleas from the South unless they are bare-rooted and all flower buds showing color removed. As a matter of fact, any potted or balled and burlapped plant grown in a nursery near azaleas could very easily bring along some of the tiny sclerotia in the soil, and they might remain viable more than 1 year. All traces of soil should be washed off roots, and the plants wrapped in polyethylene for shipping.

---

## Pellicularia

### Basidiomycetes, Aphyllphorales

Includes some species formerly assigned to *Corticium*, *Hypochnus*, and *Peniophora*. Hyphae stout, very short-celled; mycelium branching at right angles; basidia very stout, formed on a resupinate, cottony or membranous layer of mycelium. Anamorph state a *Rhizoctonia*, with sclerotia made up of brown, thin-walled, rather angular cells, or *Sclerotium*, with sclerotia having a definite brown rind and light interior.

***Athelia rolfsii*** (formerly *Pellicularia rolfsii* (Anamorph, *Sclerotium rolfsii*). **Southern Blight, Crown Rot.** The disease has been known, in its sclerotium stage, for many years on hundreds of plants. The connection with *Pellicularia* is recent, and the name does not have universal agreement. One strain of the fungus has been called *Sclerotium delphinii* in the North, where the disease is usually designated crown rot. This is, however, a variable fungus with single spore cultures from the *Pellicularia* stage producing sclerotia typical of *Sclerotium delphinii* and of *S. rolfsii*, with intermediate forms. Sclerotia of the southern blight strain are very small, round, tan, about the size, shape, and color of mustard seed, the pathogen being frequently called the mustard-seed fungus.

Southern blight affects almost all plants except field crops like wheat, oats, corn, and sorghum. Fruits and vegetables include Jerusalem artichoke, avocado, bean, beet, carrot, cabbage, cucumber, eggplant, endive, lettuce, melon, okra, onion, garlic and shallot, pea, peanut, pepper, potato, rhubarb, strawberry, sweetpotato, tomato, turnip, and watermelon. Ornamentals, too numerous to list in entirety, include ajuga, ageratum, amaryllis, azalea, caladium, calendula, campanula, canna, carnation, cosmos, China aster, chrysanthemum, dahlia, delphinium, daphne, duranta, gladiolus, hollyhock, hydrangea, iris, jasmine, lemon verbena, lily, lupine, marigold, morning-glory, myrtle, narcissus, orchids, phlox, pittosporum, rose, rose-mallow, rudbeckia, scabiosa, sedum, sweet pea, star-of-bethlehem, tulip, violet, and zinnia.

The first sign of blight is the formation of white wefts of mycelium at the base of the stem, spreading up in somewhat fan-shaped fashion and sometimes spreading out over the ground in wet weather. The sclerotia formed in the wefts are first white, later reddish tan or light brown. They may be numerous enough to form a crust over the soil for several inches around a stem, or they may be somewhat sparse and scattered.

In the white stage, droplets of liquid often form on the sclerotia, and the oxalic acid in this liquid is assumed to kill plant cells in advance of the fungus hyphae. This means that the pathogen never has to penetrate living tissue and explains why so many different kinds of plants succumb so readily to southern blight. Fruits touching the ground, as well as vegetables with fleshy roots, like carrots and beets, or plants with bulbs or rhizomes, like onions, narcissus, and iris, seem particularly subject to this disease. Low ornamentals such as ajuga blight quickly, the whole plant turning black; tall plants like delphinium rot at the crown and then die back or topple over; bulbs have a cheesy interior, with sclerotia forming on or between the scales.

*Control.* Remove diseased plants as soon as they are noticed. Take out surrounding soil, for 6 inches beyond the diseased area, wrapping it carefully so that none of the sclerotia drop back. Increasing the organic content of the soil reduces southern blight, as does the addition of nitrogenous fertilizers, such as ammonium nitrate. Treating narcissus bulbs in hot water for 3 hours, as for nematodes, kills the fungus in all except the very largest bulbs.

***Pellicularia filamentosa*** (see *Thanatephorus cucumeris*), teleomorph state of *Rhizoctonia solani*. This is a variable fungus with some strains or forms causing leaf blights but best known as cause of *Rhizoctonia* rot of potatoes and damping-off of many plants. ► [Rots](#).

***Pellicularia filamentosa* f. sp. *microsclerotia*** (*Corticium microsclerotia*) see *Thanatephorus cucumeris*. **Web Blight** of snap bean, lima bean, also reported on fig, elder, hibiscus, hollyhock, tung oil, and phoenix tree, from Florida to Texas. Many small brown sclerotia and abundant weblike mycelium are found on bean stems, pods, and foliage. Infection starts with small circular spots that appear water-soaked or scalded. They enlarge to an inch or more, become tan with a darker border, are sometimes zonate. The whitish mycelium grows rapidly over the leaf blade, killing it, and spreads a web from leaf to leaf, over petioles, flowers, and fruit, in wet weather and at temperatures 70° to 90°F; in dry weather growth is inconspicuous except on fallen leaves. The fungus is spread by wind, rain, irrigation water, cultivating tools, and bean pickers; it survives in sclerotial form from season to season. *Control*. Destroy infected plants; clean up refuse. In Florida, do not plant beans between June and September if web blight has been present. Use a copper spray or dust.

***Pellicularia filamentosa* f. sp. *sasakii***. See *Thanatephorus cucumeris*. **Leaf Blight** of grasses, clover, etc.

***Pellicularia filamentosa* f. sp. *timsii***. See *Thanatephorus cucumeris*. **Leaf Blight** of fig.

***Pellicularia rolfsii***. See *Athelia rolfsii*, Anamorph, ► *Sclerotium rolfsii*. **Southern Blight, Crown Rot**. The disease has been known, in its sclerotium stage, for many years on hundreds of plants. The connection with *Pellicularia* is recent, and the name does not have universal agreement. One strain of the fungus has been called *Sclerotium delphinii* in the North, where the disease is usually designated crown rot. This is, however, a variable fungus with single spore cultures from the *Pellicularia* stage producing sclerotia typical of *Sclerotium delphinii* and of *S. rolfsii*, with intermediate forms. Sclerotia of the southern blight strain are very small, round, tan, about the size, shape, and color of mustard seed, the pathogen being frequently called the mustard-seed fungus.

Southern blight affects almost all plants except field crops like wheat, oats, corn, and sorghum. Fruits and vegetables include Jerusalem artichoke, avocado, bean, beet, carrot, cabbage, cucumber, eggplant, endive, lettuce, melon, okra, onion, garlic and shallot, pea, peanut, pepper, potato, rhubarb, strawberry, sweetpotato, tomato, turnip, and watermelon. Ornamentals, too numerous to list in entirety, include ajuga, ageratum, amaryllis, azalea, caladium, calendula, campanula, canna, carnation, cosmos, China aster, chrysanthemum, dahlia, delphinium, daphne, duranta, gladiolus, hollyhock,



hydrangea, iris, jasmine, lemon verbena, lily, lupine, marigold, morning-glory, myrtle, narcissus, orchids, phlox, pittosporum, rose, rose-mallow, rudbeckia, scabiosa, sedum, sweet pea, star-of-bethlehem, tulip, violet, and zinnia.

The first sign of blight is the formation of white wefts of mycelium at the base of the stem, spreading up in somewhat fan-shaped fashion and sometimes spreading out over the ground in wet weather. The sclerotia formed in the wefts are first white, later reddish tan or light brown. They may be numerous enough to form a crust over the soil for several inches around a stem, or they may be somewhat sparse and scattered.

In the white stage, droplets of liquid often form on the sclerotia, and the oxalic acid in this liquid is assumed to kill plant cells in advance of the fungus hyphae. This means that the pathogen never has to penetrate living tissue and explains why so many different kinds of plants succumb so readily to southern blight. Fruits touching the ground, as well as vegetables with fleshy roots, like carrots and beets, or plants with bulbs or rhizomes, like onions, narcissus, and iris, seem particularly subject to this disease. Low ornamentals such as ajuga blight quickly, the whole plant turning black; tall plants like delphinium rot at the crown and then die back or topple over; bulbs have a cheesy interior, with sclerotia forming on or between the scales.

*Control.* Remove diseased plants as soon as they are noticed. Take out surrounding soil, for 6 inches beyond the diseased area, wrapping it carefully so that none of the sclerotia drop back. Increasing the organic content of the soil reduces southern blight, as does the addition of nitrogenous fertilizers, such as ammonium nitrate. Treating narcissus bulbs in hot water for 3 hours, as for nematodes, kills the fungus in all except the very largest bulbs.

***Pellicularia koleroga* (*Corticium stevensii*).** **Thread Blight**, a southern disease, from North Carolina to Texas, important on fig and tung, sometimes defoliating pittosporum, crape myrtle, roses, and other ornamentals, and some fruits. The disease is recorded on apple, azalea, banana shrub, blackberry, boxwood, camphor, cherry laurel, chinaberry, columbine, crabapple, crape myrtle, casuarina, currant, dewberry, dogwood, elderberry, elm, erythrina, euonymus, fig, flowering almond, flowering quince, goldenrod, gooseberry, guava, honeysuckle, hibiscus, morning glory, pear, pecan, pepper vine, persimmon, pittosporum, plum, pomegranate, quince, rose, satsuma orange, soapberry, silver maple, sweetpotato, tievine (*Jacquemontia*), tung, Virginia creeper, and viburnum.

The fungus winters as sclerotia on twigs and leaf petioles, and in May and June produces threadlike mycelium that grows over lower surface of leaves, killing them and causing premature defoliation, although often dead leaves hang on the tree in groups, matted together by thread-like spider webs. Fruiting patches on leaves are first white, then buff. The fungus flourishes in moist weather, temperatures 75° to 90°F.

*Control.* On figs, one or two applications of tribasic copper sulfate, or bordeaux mixture, are satisfactory until the fruit ripens in July. Pruning out infected branches may be sufficient on tung and pecan, but at least one spray of bordeaux mixture may be required.

**Thanatephonus cucumeris** (formerly *Pellicularia filamentosa*), teleomorph state of *Rhizoctonia solani*. This is a variable fungus with some strains or forms causing leaf blights but best known as cause of Rhizoctonia rot of potatoes and damping-off of many plants. ▶ [Rots](#).

**Thanatephonus cucumeris** (formerly *Pellicularia filamentosa* f. sp. *microsclerotia* (*Corticium microsclerotia*)). **Web Blight** of snap bean, lima bean, also reported on fig, elder, hibiscus, hollyhock, tung oil, and phoenix tree, from Florida to Texas. Many small brown sclerotia and abundant weblike mycelium are found on bean stems, pods, and foliage. Infection starts with small circular spots that appear water-soaked or scalded. They enlarge to an inch or more, become tan with a darker border, are sometimes zonate. The whitish mycelium grows rapidly over the leaf blade, killing it, and spreads a web from leaf to leaf, over petioles, flowers, and fruit, in wet weather and at temperatures 70° to 90°F; in dry weather growth is inconspicuous except on fallen leaves. The fungus is spread by wind, rain, irrigation water, cultivating tools, and bean pickers; it survives in sclerotial form from season to season.

*Control.* Destroy infected plants; clean up refuse. In Florida, do not plant beans between June and September if web blight has been present. Use a copper spray or dust.

**Thanatephonus cucumeris** (formerly *Pellicularia filamentosa* f. sp. *sasakii*). **Leaf Blight** of grasses, clover, etc.

**Thanatephorus cucumeris** (formerly *Pellicularia filamentosa* f. sp. *timsii*). **Leaf Blight** of fig.

---

## Penicillium

► Cankers.

**Penicillium oxalicum.** Leaf Blight of grass.

---

## Pestalotia

Deuteromycetes, Coelomycetes

Acervuli dark, discoid or cushion-shaped, subcutaneous; conidiophores short, simple; conidia fusiform, several-celled with median cells colored, end cells hyaline, a short stalk at the basal cells and a crest of two or more hyaline appendages, setae, from the apical cell (Fig. 3.9). Weak parasites or saprophytes; some are treated under Leaf Spots.

**Pestalotia funerea** (see *Pestalotiopsis funerea*). **Tip Blight** of conifers, **Needle Blight**, **Twig Blight** of chamaecyparis, retinospora, cypress, bald cypress, arborvitae, juniper, yew, and giant sequoia.

**Pestalotia hartigii.** Associated with a basal stem girdle of young conifers but parasitism not proven. The stem has a swelling above the girdling lesions, and the tree gradually turns yellow and dies. The effect may be more from high temperature than the fungus; shading transplants is helpful.

**Pestalotia** sp. and **Penicillium** sp. **Flower Blight** on camellia.

**Pestalotiopsis funerea** (formerly *Pestalotia funerea*). **Tip Blight** of conifers, **Needle Blight**, **Twig Blight** of chamaecyparis, retinospora, cypress, bald cypress, arborvitae, juniper, yew, and giant sequoia. The fungus is saprophytic on dead and dying tissue and also weakly parasitic, infecting living tissue through wounds under moist conditions. It appears in sooty pustules on leaves, bark, and cones.

---

## Phacidium

Ascomycetes, Helotiales

Apothecia innate, concrete above with the epidermis and slitting with it into lobes; spores one-celled, hyaline.

**Phacidium abietinellum** (see *Nothophaacidium abietinellum*). **Needle Blight** of balsam fir.

**Phacidium balsameae** (see *Sarcotrochilia balsameae*). **Needle Blight** of balsam fir in New England, of white and alpine fir in the Northwest.

**Phacidium infestans**. **Snow Blight** of conifer seedlings on fir and young pines in the Northeast, also on arborvitae and spruce; on white and alpine fir in the Northwest. This native fungus is most damaging in nurseries, attacking foliage under the snow. The needles turn brown, with a covering of white mycelium, just as the snow melts. In late summer and fall brown to nearly black apothecia appear on underside of browned needles. Ascospores are spread by wind, primary infection being in autumn. Additional infection occurs in late winter, when mycelium grows out under the snow from diseased to dormant, healthy needles.

*Control.* Spray nursery beds with dormant-strength lime sulfur in late fall; remove infected seedlings; dip new stock in lime sulfur before planting.

**Nothophacidium abietinellum** (formerly *Phacidium abietinellum*). **Needle Blight** of balsam fir.

**Sarcotrochilia balsameae** (formerly *Phacidium balsameae*). **Needle Blight** of balsam fir in New England, of white and alpine fir in the Northwest.

---

## Phaeoacremonium

**Phaeoacremonium chlamydosporum**. **Black Goo** on grape.

---

## Phialophora

► Rots.

**Phialophora graminicola**. **Blight** on turfgrasses (associated with *Fusarium* blight syndrome).

---

## Phloeospora

Deuteromycetes, Coelomycetes

Pycnidia dark, imperfectly formed, globose, innate in tissue, not in distinct spots; conidia hyaline or subhyaline, several-celled, elongate fusoid to filiform; parasitic or saprophytic. One of the conidial forms linked with *Mycosphaerella* as a teleomorph state.

**Phloeospora adusta**. **Leaf Blight** of clematis.

---

## Phoma

### ► Blackleg.

**Phoma conidiogena** (see *Phoma glomerata*). **Boxwood Tip Blight**. Ashy gray necrotic areas at leaf tips, with pycnidia on both leaf surfaces.

**Phoma glomerata** (formerly *Phoma conidiogena*). **Boxwood Tip Blight**. Ashy gray necrotic areas at leaf tips, with pycnidia on both leaf surfaces.

**Phoma fumosa**. **Twig Blight**, occasional on maple.

**Phoma macdonaldii**. **Blight, Premature Ripening** of sunflower.

**Phoma mariae**. **Twig Blight** on Japanese honeysuckle.

**Phoma piceina**. **Twig and Needle Blight** of Norway spruce. May cause defoliation and sometimes death of forest trees.

**Phoma sclerotoides**. **Brown Root Rot** of alfalfa.

**Phoma strobiligena** (see *Sclerophoma pythiophila*), on cone scales of Norway spruce.

**Sclerophoma pythiophila** (formerly *Phoma strobiligena*), on cone scales of Norway spruce.

---

## Phomopsis

Deuteromycetes, Coelomycetes

Pycnidia dark, ostiolate, immersed, erumpent, nearly globose; conidiophores simple; conidia hyaline, one-celled, of two types—ovate or ellipsoidal and long, filamentous, sickle-shaped or hooked at upper end (Fig. 3.9). Anamorph state of *Diaporthe*; parasitic causing spots on various plant parts.

**Dendrophoma obscurans** (see *Phomopsis obscurans*). **Strawberry Leaf Blight, Angular Leaf Spot**.

**Phomopsis ambigua** (teleomorph, *Diaporthe eres*). **Twig Blight** of pear, widespread.

**Phomopsis diospyri**. **Twig Blight** of native persimmon.

**Phomopsis japonica**. **Twig Blight** of kerria.

**Phomopsis juniperovora**. **Nursery Blight, Juniper Blight, Cedar Blight, Canker** on red-cedar and other junipers, cypress, chamaecyparis, Japanese yew (*Cephalotaxus*), arborvitae, giant sequoia, and redwood. This disease occurs in virulent form from New England to Florida and through the Middle West; it may also occur on the Pacific Coast.

Tips of branches turn brown with progressive dying back until a whole branch or even a young tree is killed. Trees over 5 years old are less seriously injured. Spores produced in quantity in pycnidia on diseased twigs ooze out in little tendrils in moist weather, to be spread by splashing water, insects, and workers. Entrance is through unbroken tissue as well as wounds; the stem is killed above and below the point of entrance. Small, sunken lesions give a flattened appearance to some seedlings. Overhead irrigation in a nursery is a predisposing factor, and a large amount of stock can be blighted in a very short time. Older trees in home plantings suffer from twig blight. The fungus winters on infected plant parts and remains viable at least 2 years.

*Control.* Have seedbeds well drained; water by ditch irrigation; remove and burn diseased seedlings early in the season; keep seedbeds away from older cedar trees; do not use cedar branches or needles for mulching. Spray with fixed copper or bordeaux mixture plus a wetting agent, starting when growth begins and repeating to keep new foliage covered. Spiny Greek and Hill junipers and Ketterer red-cedars are somewhat resistant.

**Phomopsis kalmiae. Mountain-Laurel Leaf Blight, Blotch.** Circular, brown, often zonate areas on leaves, frequently starting near margin or tip, gradually enlarge and coalesce until most of the blade is involved. The fungus often works down the petiole to cause a twig blight. The disease is more prominent on bushes in the shade or under drip of trees. Remove blighted leaves or clean up fallen leaves.

**Phomopsis longicolla. Black Pod Spot and Seed** on cowpea.

**Phomopsis oblonga. Twig Blight** on Chinese elm.

**Phomopsis obscurans** (formerly *Dendrophoma obscurans*). **Strawberry Leaf Blight, Angular Leaf Spot.** The lesions are large, circular to angular, reddish purple, zonate with age, having a dark brown center, a light brown zone, and a purple border. Spots may extend in a V-shaped area from a large vein to edge of the leaf, with black fruiting bodies appearing in the central portion. Not serious before midsummer, the disease may be destructive late in the season. The fungus winters on old leaves.

**Phomopsis occulta. Shoot Blight** of Colorado blue spruce.

**Phomopsis vexans. Phomopsis Blight** of eggplant. ▶ *Diaporthe vexans*.

**Phomopsis vaccinii. Twig Blight** of blueberry.

---

## Phyllosticta

Deuteromycetes, Coelomycetes

Pycnidia dark, with ostiole, in spots in leaves; spores one-celled, hyaline. The characteristics are the same as *Phoma* except that leaves rather than stems are infected. Other species are listed under Leaf Spots.

**Phyllosticta batatas.** **Sweet Potato Leaf Blight**, occasional from New Jersey to Florida, more prevalent in the South but seldom important enough for control measures. Numerous white spots on leaves are bordered with narrow reddish zones; pycnidia are numerous; spores are extruded in tendrils.

**Phyllosticta cryptomeriae.** **Needle Blight** found on *Cryptomeria*.

**Phyllosticta lagerstroemiae.** **Tip Blight** of crape-myrtle.

**Phyllosticta multicorniculata.** **Needle Blight** of fir.

**Phyllosticta pteridis.** **Tip Blight** of fern. Leaves lose green color; spots are ash gray with purple brown margins and numerous black pycnidia in center. A very weak bordeaux mixture has been suggested for control; if overhead watering is avoided, spraying may not be necessary.

---

## Physalospora

Ascomycetes, Sphaerales

Perithecia with papillate mouths, immerse in substratum but without well-defined stromata; paraphyses present; spores one-celled, hyaline. A few species cause blights; many cause rots.

**Botryosphaeria obtusa** (formerly *Physalospora obtusa*). **Cane Blight** of rose, also **Black Rot** of apple, **Canker** and **Dieback** of many plants.

▶ **Cankers** and also ▶ **Rots**.

**Glomerella cingulata** (formerly *Physalospora dracaenae*). **Dracaena Tip Blight**, **Leaf Spot**. Disease starts at the tips of lower leaves and spreads down toward the base. Infected areas are sunken and straw-colored, dotted with black specks of pycnidia. All leaves on the plant may die except a few at the top. Remove infected leaves as soon as noticed. Spray with a copper fungicide.

**Physalospora dracaenae** (▶ *Glomerella cingulata*). **Dracaena Tip Blight**, **Leaf Spot**.

**Physalospora gregaria.** **Twig Blight** of yew.

**Physalospora obtusa** (see *Botryosphaeria obtusa*). **Cane Blight** of rose, also **Black Rot** of apple, **Canker** and **Dieback** of many plants.

---

## Phytophthora

Oomycetes, Peronosporales

This most important genus contains many species causing destructive blights, cankers, and rots. The name, which means “plant destroyer,” was given in 1876 for the potato blight fungus. Sporangia, formed successively on sporangiophores, slender, sparsely branched hyphae emerging from stomata, germinate either by a germ tube or by zoospores. The sexual spore is an oospore.

**Phytophthora cactorum. Lilac Shoot Blight.** Blossoms and succulent growing tips are blighted and turn brown; suckers are killed back 4 or 5 feet. Blight is most severe in wet springs when shrubs are crowded, shaded, and improperly pruned. The same fungus causes a canker, foot rot, and dieback of rhododendron and other plants and is considered again under Cankers. Avoid planting lilacs and rhododendrons close together. Prune each year for air circulation and to remove dead twigs.

**Phytophthora capsici. Phytophthora Blight** of Pepper, **Leaf and Stem Blight** of Squash, **Fruit Rot** of pepper, eggplant, tomato, cucumber, and melon. The disease was first found in New Mexico in 1918 injuring chili peppers; it occurs chiefly in southwestern and Gulf states. In 1953, however, it was reported that for some years it had been causing a leaf blight of squash in North Carolina.

Pepper plants are girdled at the soil line with a dark green water-soaked band, which dries and turns brown, followed by wilting and death of the entire plant. Leaf spots are dark green and small at first, later large bleached or scalded areas. Dark, watersoaked patches on fruits are covered with white mycelium. The fruit withers but remains attached; 60% of green fruit may be infected in southwestern commercial plantings. Seed are infected from the fruit. Symptoms on squash are somewhat similar; green leaf lesions spreading over the blade, a basal stem rot, and wilting. Wet soil and high temperatures encourage blight.

*Control.* Place seedbeds on land that has not previously grown peppers; rotate crops. Avoid over irrigation.

**Phytophthora citrophthora** (also *P. citricola* and *P. nicotianae* var. *parasitica*). **Shoot and Stem Blight** on azalea. **Needle Blight** and **Branch Dieback** of sequoia.



**Phytophthora erythroseptica.** **Leaf Blight** of pink and golden calla. Leaves are wilted and distorted; petioles are black and soft.

**Phytophthora ilicis.** **Holly Blight, Phytophthora Leaf and Twig Blight**, the most serious disease of English holly, particularly serious in the Northwest. For many years the trouble was ascribed to *Boydia insculpta* and called Boydia canker, but this fungus merely invades tissue killed by *Phytophthora*. Leaf spots are dark, developing on lower leaves in cool rainy weather and progressing upward in late fall and winter. Young twigs die back; black stem cankers kill older twigs. Young plants in nurseries are defoliated and sometimes killed.

*Control.* Choose a planting site with moderate air movement; space trees well apart. Prune out all cankered and blighted twigs; prune also for air movement through trees. Spray with tribasic copper sulfate, starting the middle of October.

**Phytophthora infestans.** **Late Blight** of potato and tomato, general on potato in the Northeast, in Middle Atlantic and North Central states, sometimes in Gulf and western states; on tomato in humid regions and seasons.

Here is a pathogen that has not lost its destructive virulence with passage of time. In 1946, a whole century after potato blight caused the famous Irish famine, tomato blight devastated tomatoes along the eastern seaboard, both in home gardens and canning fields.

The potato went to Europe from South America shortly before 1600, seemingly leaving its pathogens at home. For 200 years potatoes thrived in Europe as the main source of carbohydrate food, but in August 1845, the *Gardener's Chronicle* reported: "A fatal malady has broken out amongst the potato crop. On all sides we hear of destruction. In Belgium the fields are said to have been completely desolated. There is hardly a sound sample in Covent Garden Market." The editor went on to describe the decay and to say: "As to cure for this distemper there is none. One of our correspondents is today angry with us for not telling the public how to stop it; but he ought to consider that Man has no power to arrest the dispensations of Providence. We are visited by a great calamity which we must bear." And in 1946 American gardeners were again blaming the editor, for lack of information on tomato blight.

In 1845 the weather was continued gloom and fog, with below-average temperatures. The *Gardener's Chronicle* editor was sure blight was due to potatoes being overlaid with water. The Rev. M. J. Berkeley disagreed. He insisted blight was due to a fungus, with the weather contributing to spread

of a moisture-loving parasite. The argument raged, for this was long before Pasteur and his germ theory, and the first time anyone believed a fungus could be the cause and not the consequence of plant disease. A French scientist, Montagne, named the fungus *Botrytis infestans*, but the first really good description of it was published by Berkeley, and it remained for the German de Bary, in 1876, actually to prove the pathogenic nature of the fungus and to erect the new genus *Phytophthora* to include it.

Meanwhile the disease was making history. The loss of the potato crop in 1845 and 1846 killed off a million people and caused another million and a half to emigrate; the first Government Relief program was instigated; and the English Corn Laws were repealed with a change to a policy of free trade and unbounded expansion of commerce.

---

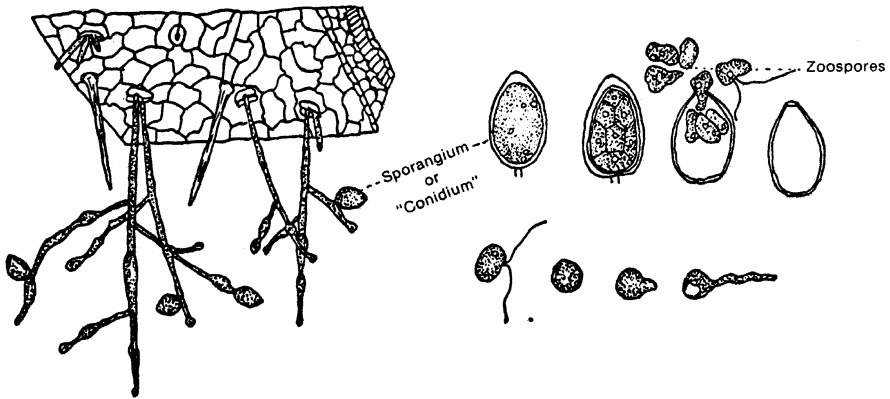
### Late Blight of Potato

*Symptoms.* After blossoming, large, dark green, water-soaked spots appear on leaves in wet weather, first on lower leaves. As a spot enlarges the center is shriveled, dry, dark brown to black, and a downy, whitish growth appears on the underside of leaves. Similar lesions are formed on stems and petioles, and there is a characteristic strong odor as tops are blighted. On tubers, first symptoms are small brown to purple discolorations of skin on upper side, changing to depressed pits when tubers are removed from soil and put in storage (see Fig. 3.12). On cutting through the potato, a reddish brown dry rot is seen.

*Life History.* The primary cycle starts with infected tubers, which have harbored mycelium in the dry rot patches over winter. If infected seed pieces are planted, the fungus grows systemically into the shoots and finally fruits by sending sporangiophores out through the stomata on lower leaf surfaces (see Fig. 3.13). These swell at the tips into ovoid bodies, sporangia, then branch and produce successively more sporangia. The latter may function as conidia, putting out a germ tube, but more often are differentiated into a number of swarmspores (zoospores), which have cilia enabling them to swim about after they are splashed by rain to another leaf. Eventually they stop swimming and send a germ tube in through the leaf cuticle or enter through a stoma. Initial infection in the field also comes from conidia blown over from sprouts produced on infected tubers in cull piles. Blighting follows rapidly, with first symptoms 5 days or less from the time of infection



**Figure 3.12** Late Blight on Potato



**Figure 3.13** Late Blight of Potatoes. Sporangioophores of *Phytophthora infestans* emerging from leaf, bearing sporangia, sometimes called conidia, which germinate by zoospores

and with the fungus fruiting again in a whitish layer on the underside of leaves.

Tubers with only a thin covering of soil may be infected by zoospores washing down onto them from blighted leaves overhead; they are also infected during digging if it is done in moist weather while tops are still green.

Swarmspores remain viable in the soil several weeks while awaiting favorable conditions. Oospores, the sexual spores, are apparently not required in the life cycle for they are not found with potatoes grown in the field. They have been produced in culture.

*Weather Relations.* This is a disease entirely dependent on weather conditions. Temperature and moisture conditions are right for an epiphytotic about 2 years out of 5. Zoospores are produced only in cool weather, 60°F and under, but they invade leaves most rapidly at higher temperatures. Because they are swimming spores, rain is required. A cool, wet July is usually followed by blight in August and September.

*Control.* Some varieties, such as Kennebec, Essex, Pungo, and Cherokee, are resistant to the common strain of the fungus but not to some of the newer strains. Treat potato dumps and cull piles with a weed spray to control sprouts. Delay digging crop until 2 weeks after tops die, or else kill the tops with a weed killer to prevent infection at early digging.

---

## Late Blight of Tomato

Although there are potato and tomato strains of *Phytophthora infestans*, each is capable of infecting the other host. Ordinarily blight starts with potatoes in midsummer; when the fungus moves over to tomatoes, it has to go through several cycles to build up a strain virulent enough to produce general blighting, and by that time the tomato season is nearly over. Now we know that it is possible for the tomato strain to winter in potato tubers and be ready to inflict damage on tomatoes with the first crop of zoospores produced on potato sprouts. Conversely, tomato seedlings brought up from the South and planted near potato fields can start an epiphytotic of late blight on potatoes.

The 1946 tomato blight saga – the one that awakened eastern gardeners to the fact that plant disease could be as important to home gardeners as to farmers – started in Florida late in November 1945. By January the disease was extremely destructive in tomato seedbeds, and it continued so intermittently whenever temperatures ranged from 60° to 70°F and relative humidity was nearly 100% for more than 15 hours. Evidence indicated spores could be wind-borne for as far as 30 miles. The wave of late blight went west to Alabama, taking 75% of the early crop, and rolled up the Atlantic



**Figure 3.14** Late Blight on Tomato

Coast, reaching the Carolinas in May and Virginia and Maryland in June, again taking 75% of the early crop. It rolled into Delaware and New Jersey in July, but did not reach peak epidemic form until after an extended rainy period in August, and ended in Massachusetts in August and September.

In 1947 a blight-forecasting service was started, based on weekly graphs prepared by plotting daily the cumulative rainfall and mean temperatures and aided by reports from key pathologists in various states. If conditions are unfavorable for blight, we can save time and money by eliminating useless spraying.

*Symptoms.* On seedlings small, dark spots on stems or leaves are followed by death within 2 or 3 days. On mature plants blight starts with dark, water-soaked leaf spots and large, dark brown spots on fruit, with most of the leaves soon hanging lifeless and fruit rotting on the ground (see Fig. 3.14).

*Control.* Bordeaux mixture applied to young tomato plants will either prevent fruit setting or cause stunting. It can be used after blossoming, or a fixed copper can be substituted.

**Phytophthora meadii.** Blight and **Leaf Spots** on West Indian holly.

**Phytophthora medicaginis.** **Rot Root** on *Medicago* spp.

**Phytophthora nicotianae** (formerly *Phytophthora parasitica* var. *parasitica*). **Leaf, Stem and Bub Blight** on bougainvillea, dogwood, hibiscus, artillery plant, and aluminum plant. Leaf blight; on jojoba.

**Phytophthora parasitica** var. **parasitica** (see *Phytophthora nicotianae*). **Leaf, Stem and Bub Blight** on bougainvillea, dogwood, hibiscus, artillery plant, and aluminum plant. Leaf blight; on jojoba.

**Phytophthora syringae.** **Citrus Blight**, also on lilac, but the more common lilac blight is due to *P. cactorum*. On citrus trees leaves have semitransparent spots similar to frost damage. Other *Phytophthora* species may be present with *P. syringae* to cause brown rot of fruits. ▶ **Rots**. On lilacs large irregular leaf patches have a lighter zone at margin. There may be some defoliation.

---

## Plectosporium

**Plectosporium abacinum.** **Blight** on Hydrilla.

---

## Pyrenochaeta

Deuteromycetes, Sphaeropsidales, Sphaerioidaceae

Pycnidia dark, ostiolate, nearly globose, erumpent with a few bristles near ostiole; conidiophores simple or branched; conidia small, one-celled, hyaline, ovate to elongate; parasitic or saprophytic. See also under Rots.

**Pyrenochaeta phlogis.** **Stem Blight** of Phlox.

---

## Pyricularia

Deuteromycetes, Hyphomycetes

Conidiophores long, slender, simple or rarely branched, septate, single or in tufts; conidia pyriform to nearly ellipsoid, borne singly and attached at broader end; spores hyaline, two- to three-celled; parasitic, chiefly on grasses.

**Pyricularia grisea.** **Leaf Blight** on creeping bent grass and buffelgrass.

---

## Pythium

► Rots.

**Pythium myriotylum.** Blight of tomato.

---

## Delphinella (Rehmiellopsis)

Ascomycetes, Dothideales

Perithecia single, globose, rupturing irregularly; asci in fascicles, no paraphyses; spores hyaline, two-celled.

**Delphinella balsameae** (formerly *Rehmiellopsis balsameae*). **Tip Blight, Needle Blight** of balsam fir, on native balsam fir in northern New England and on ornamental firs in southern New England and New York. Infection is in spring with needles of current season shriveled, curled, and killed, often with a dieback of terminal or lateral shoots and sometimes cankers at base of infected needles. Satisfactory control on ornamental firs has been obtained by three sprays, at 10-day intervals, of bordeaux mixture, the first application made as new growth starts.

**Rehmiellopsis balsameae** (see *Delphinella balsameae*). **Tip Blight, Needle Blight** of balsam fir, on native balsam fir in northern New England and on ornamental firs in southern New England and New York.

---

## Rhizoctonia

Deuteromycetes, Mycelia Sterilia (Fungi Imperfecti)

Sclerotial form of some species of *Pellicularia*, *Corticium*, *Macrophomina*, and *Helicobasidium*. Young mycelium colorless, with branches constricted at points of origin from main axis, but soon colored, a web of brownish yellow to brown strands, organized into dense groups, sclerotia made up of short, irregular, angular or somewhat barrel-shaped cells.

**Rhizoctonia ramicola.** **Silky Thread Blight** a southern disease similar to web blight caused by *Pellicularia koleroga*. Perennial ornamental hosts in Florida include elaeagnus, erythrina, crape-myrtle, holly, guava, pittosporum, pyracantha, Carolina jessamine, feijoa, and rhododendron. Tan spots with purple-brown margins appear on leaf blades, dead lesions on petioles

and young twigs. When leaves are abscised, they are often held dangling and matted together by brown fungus threads. Infection recurs annually in moist weather with high daytime temperatures. The fungus winters as mycelium in leaf lesions and diseased twigs. Sclerotia are apparently lacking in this species.

**Rhizoctonia** sp. (teleomorph, *Aquathanatephorus pendulus*). **Blight** on water hyacinth.

**Rhizoctonia** sp. (teleomorph, *Thanatephorus cucumeris*). **Blight** on beet. **Needle blight** on pine.

**Rhizoctonia solani**. **Blight** of pistachio and *Cynodon* spp., and **Foliar Blight** of soybean.

---

## Rhizopus

### ► Rots.

**Rhizopus stolonifer**. **Seedling Blight** on lupine; also caused by *Pleiochaeta setosa*, *Alternaria* sp., *Aspergillus flavus*, *Aspergillus niger*, and *Curvularia* sp.

---

## Rosellinia

Ascomycetes, Xylariales

Perithecia separate, superficial from the first, carbonaceous, not beaked, ostioles papillate; spores dark, one-celled with a small groove.

**Rosellinia herpotrichioides**. **Hemlock Needle Blight**. Needle-bearing portions of twigs become covered on underside with a grayish brown mycelial mat; black perithecia are produced in this mat in great abundance. Ovoid, hyaline conidia are formed on *Botrytis*-like conidiophores.

---

## Schirrhia

Ascomycetes, Dothideales, Dothideaceae

Asci usually short, cylindrical, and relatively numerous in spherical, ostiolate locules.



---

## Scleropycnium

Deuteromycetes, Coelomycetes

Pycnidia open out to a deep cupulate or discoid structure, tough, dark or black, subepidermal or subcortical, then erumpent; spores hyaline, one-celled. Largely saprophytic on twigs, sometimes parasitic on leaves.

**Scleropycnium aureum.** Leaf Blight of mesquite.

---

## Sclerotinia (Whetzelinia)

Ascomycetes, Helotiales, Sclerotiniaceae

Apothecia arising from a tuberoid sclerotium which, though formed free on aerial mycelium, is sometimes enclosed in natural cavities of susceptible or host, as in hollow stem of perennials. Interior (medulla) of sclerotium white, completely enveloped by a dark rind; gelatinous matrix lacking. Conidia wanting but spermatia (very small microconidia) formed on sporodochia borne free or enclosed in cavities. Apothecia some shade of brown; cupulate to funnel-form; usually at maturity saucer-shaped to flat expanded; ascospores hyaline, one-celled, ovoid. Species formerly included in *Sclerotinia* but possessing monilioid conidia are now in *Monilinia*.

**Botryotinia polyblastis** (formerly *Sclerotinia polyblastis*). **Narcissus Fire.** A serious flower blight in England, known here on the Pacific Coast. In England overwintering sclerotia produce apothecia when *Narcissus tazetta* comes into flower, the ascospores infecting the perianth and causing flower spotting. From withered flowers numerous large conidia, germinating with several germ tubes, infect foliage, on which large sclerotia are formed late in the season. Remove infected parts immediately; spray early in the season.

**Ciberinia camelliae** (formerly *Sclerotinia camelliae*). **Camellia Flower Blight**, long known in Japan, first noted in California in 1938, confirmed in Georgia in 1948, although probably there several years previously, reported in Oregon in 1949, Louisiana and North Carolina in 1950, South Carolina in 1954. The blight is now widespread in Virginia, confined to certain counties in other states. It was not officially recorded from Texas until 1957 but must have been there earlier. The 1950 outbreak at Shreveport, Louisiana, is said to have started on plants brought in from Texas that probably originated in California.

Floral parts only are affected, infection taking place any time after tips of petals are visible in opening buds. Few to many brownish specks on expanding petals enlarge until the whole flower turns brown and drops. In early stages darkened veins are prominent diagnostic symptoms. When the flowers rest on moist earth, spermatia are produced on petals in shiny black masses. Hard, dark brown to black sclerotia formed at the base of petals frequently unite into a compound structure simulating petal arrangement. This compound sclerotium may be an inch or more in diameter. Although the petals do not melt when touched as do azaleas with petal blight, there is a distinctive moist feeling that helps to differentiate flower blight from frost injury. Rarely, a flower blight of camellias is caused by another *Sclerotinia* (*S. sclerotiorum*).

Sclerotia lie dormant on ground or in mulching materials until the next winter when, from January on (possibly earlier), after wet periods with rising temperature, they produce one to several apothecia on long or short stipes with brown, saucerlike discs 1/4 to 3/4 inch across, rarely up to 1 inch. Spores, discharged forcibly, are carried by wind currents to flowers, thus completing the cycle. Spores may be wind-borne at least 1/3 mile, but presumably a large proportion of them land on opening petals of the bush overhead. The sclerotia remain viable in the soil at least 2 or 3 years, sending up more apothecia each season. No conidia are known; so there is no secondary infection from flower to flower as with azalea blight. The amount of primary inoculum is very large, however. One afternoon in New Orleans I collected nearly 1000 sclerotia that were producing apothecia from under a single camellia.

*Control.* The first line of defense is exclusion. Most southern states have quarantines against known infected areas; they require that plants be shipped bare-rooted, with all flower buds showing color removed. Northern gardeners ordering plants for greenhouses should insist on the same precautions even without specific quarantines. Practically all outbreaks of camellia flower blight have been traced to plants shipped in cans, presumably carrying sclerotia in the soil. The disease has also appeared on flowers shipped in by air for camellia shows. Schedules should state that all specimens become the property of the show committee, to be destroyed at the end of the show; no blooms should be taken home for propagation.

Theoretically, because there is no conidial stage to spread the fungus, this should be an easy disease to eradicate, but it has not proved so in practice. Camellias have thousands of flowers produced over a period of months.

They drop into various ground covers, and it is almost impossible to find and destroy all infected blooms before rotting tissues release sclerotia into the litter. Some cities have quarantined infected properties and provided a host-free period of 2 years, during which all flower buds are removed from all camellias in the area, but this approach has been only partially successful. Various chemicals have been tried as ground treatment to inhibit formation of apothecia.

**Sclerotinia camelliae** (see *Ciberinia camelliae*). **Camellia Flower Blight**, long known in Japan, first noted in California in 1938, confirmed in Georgia in 1948, although probably there several years previously, reported in Oregon in 1949, Louisiana and North Carolina in 1950, South Carolina in 1954.

**Sclerotinia minor**. **Blight** of soybean, peanut, and Eclipta.

**Sclerotinia (Botryotinia) polyblastis** (see *Botryotinia polyblastis*). **Narcissus Fire**. A serious flower blight in England, known here on the Pacific Coast. **Sclerotinia rolfsii**. **Southern Blight** on St. Johnswort.

**Sclerotinia sclerotiorum**. **Shoot and Twig Blight** of lilac, grape, pistachio, soybean, peanut, and malaviscus; flower blight of camellia resembling that caused by *S. camelliae* but far less serious. Tuber blight and storage rot; of Trillium. This ubiquitous fungus more often causes stem rots on its many different hosts. ▶ [Rots](#).

---

## Sclerotium

Deuteromycetes, Mycelia Sterilia (Fungi Imperfecti)

Asexual fruit bodies and spores lacking; there is merely a resting body, sclerotium, made up of a compact, rounded mass of light-colored hyphae with a brown to black rind; parasitic, often on underground plant parts. *Pellicularia* has proved to be the teleomorph state for some forms.

**Sclerotium bataticola**. **Ashy Stem Blight**. See *Macrophomina phaseoli* under Rots.

**Sclerotium hydrophilum** **Blight** of wild rice.

**Sclerotium oryzae**. **Blight** of wild rice.

**Sclerotium rhizodes**. **White Tip Blight** of grass. ▶ [Snowmold](#).

**Sclerotium rolfsii**. **Southern Blight**. ▶ [Pellicularia rolfsii](#).

## Septoria

Deuteromycetes, Coelomycetes

Pycnidia dark, separate, globose, ostiolate; produce in spots, erumpent; conidiophores short, conidia hyaline, narrowly elongate to filiform, several septate; parasitic, typically causing leaf spots, but also blights and blotches (see Fig. 3.9). There are about 1000 species.

**Septoria apiicola (Syn. Septoria apii and S. apii-graveolentis). Celery Late Blight.** general on celery, also on celeriac. The two species, singly or together, produce the disease known as late blight, first reported in Delaware in 1891 and since causing much crop destruction, one California county reporting half a million dollars loss from celery blight in 1908 and Michigan a million in 1915. It was not known until 1932 that two distinct species were involved.

Early symptoms are similar. Large leaf spot, due to *S. apii*, starts as a light yellow area, which soon turns brown and dies. Spots are up to 1/4 inch in diameter, with small black pycnidia. In small leaf spot, due to *S. apii-graveolentis*, the more common and destructive pathogen, pycnidia appear at the first sign of chlorotic spotting and are often outside of the indefinite margins of the spots, which are not over 2 mm. If infection is severe, the spots fuse, and the leaves turn brownish black and rot. Leaf stalks may also be infected. Pycnidia winter on seed and in plant refuse in garden and compost. A single pycnidium of the small-spot fungus has an average of 3675 spores, extruded in gelatinous tendrils. A single leaf spot may average 56 pycnidia, and a single plant may have 2000 spots. Thus there are enormous amounts of inoculum to be spread by rain, insects, people, and tools. Some years ago on Long Island, when celery was inter-cropped with spinach, it was found that workers spread blight spores on their sleeves as they cut the spinach in early morning dew. And there is a case on record where a man walked through his own blighted celery before taking a diagonal path across his neighbor's healthy field. In a few days blight showed up all along that diagonal path.

**Control.** The fungus usually dies in the seed coat while the seed is still viable. Using celery seed more than 2 years old obviates the necessity for treatment. Fresh seed can be soaked in hot water for 30 minutes at 118° to 120°F. Use crop rotation; do not plant near where celery was grown the year before. Spray with bordeaux mixture or a fixed copper, starting in the seedbed when plants are just out of the ground.

**Septoria leucanthemi\***. **Leaf Blight, Blotch** on chrysanthemum, shasta daisy, and oxeye daisy. The generally destructive *Septoria* on chrysanthemum is *S. chrysanthemi*. ▶ [Leaf Spots](#).

**Septoria petrosellini**. **Leaf Blight** of parsley, similar to late blight of celery but confined to parsley.

\*Recent study indicates these are one species and that the name should be *S. apiicola*.

---

## Septotinia

Ascomycetes, Helotiales, Sclerotiniaceae

Stroma a definite, small, thin, elongate to angular black sclerotium maturing in host tissue after it has fallen to ground. Apothecia shallow cup-shaped, stipitate; spores hyaline, ovoid, one-celled. Conidial stage a *Septotis*, with hyaline spores, two or more cells, formed on sporodochia.

**Septotinia podophyllina**. **Leaf Blight** of may-apple, found on leaves and stalks of this plant only.

---

## Servazziella

Ascomycetes, Amphisphaeriales

Perithecia immersed in a stroma, with long necks converging into a disc; ascospores long, filiform, hyaline; conidia on a stroma.

**Cryptospora longispora** (see *Servazziella longispora*). **Araucaria Branch Blight**.

**Servazziella longispora** (formerly *Cryptospora longispora*). **Araucaria Branch Blight**. Lower branches are attacked first, with disease spreading upward; tip ends are bent and then broken off; plants several years old may be killed. Prune off and burn infected branches.

---

## Sirococcus

Deuteromycetes, Sphaeropsidales, Sphaerioidaceae.

Small, rounded, black, semi-immersed pycnidia with wide ostioles; conidia hyaline, fusiform, slightly constricted, 1-septate.

**Sirococcus elavignenti-juglandacearum.** Canker of black walnut and butternut.

**Sirococcus strobilinus.** Shoot Blight of *Picea*, *Abies*, *Pinus*, and *Tsuga* spp.

---

## Sphaeropsis

► Cankers.

**Sphaeropsis sapinea.** Shoot Blight of pine.

---

## Dothiora (Sphaerulina)

Ascomycetes, Dothideales

Perithecia innate or finally erumpent, not beaked; paraphyses and paraphysoids lacking; spores hyaline, several-celled.

**Dothiora wolfii** (formerly *Sphaerulina polyspora*). Twig Blight of sourwood, and oxydendron.

**Dothiora taxicola** (formerly *Sphaerulina taxi*). Needle Blight of yew.

**Sphaerulina polyspora** (see *Dothiora wolfii*). Twig Blight of sourwood, and oxydendron.

*Sphaerulina taxi* (see *Dothiora taxicola*). Needle Blight of yew.

---

## Sporidesmium

Deuteromycetes, Hyphomycetes

Conidiophores clustered, dark, short, simple, each bearing a terminal conidium; conidia dark, quite large, muriform with many cells, oblong to ovoid; usually saprophytic, sometimes parasitic.

**Alternaria scorzonerae** (formerly *Sporodesmium scorzonerae*). Salsify Leaf Blight. Leaves have many circular spots, varying from pin point to 1/4 inch, brown with red borders. Leaves or whole tops die; roots are small

and unsalable. The fungus winters as mycelium and spores in plant refuse. May be the same as *Alternaria tenuis*.

**Sporidesmium macluræ.** **Leaf Blight** of osage-orange.

**Sporodesmium scorzonerae** (see *Alternaria scorzonerae*). **Salsify Leaf Blight.** Leaves have many circular spots, varying from pin point to 1/4 inch, brown with red borders.

---

## Stemphylium

► Leaf Spots.

**Stemphylium vesicarium.** **Stemphylium Blight** of onions. Lesions are nondelineated, light yellow to brown, water-soaked and range in length from one centimeter to the entire leaf.

---

## Systemma

Ascomycetes, Dothideales

Asci in locules in an elongated stroma, which is erumpent and superficial at maturity; spores light brown, two-celled. Conidial state *Lecanosticta* with brown conidia, two to four cells, formed on a conidial stroma resembling an acervulus.

**Mycosphaerella dearnessii** (formerly *Systemma acicola*). **Pine Brown Spot Needle Blight**, on southern pines, most serious on longleaf. The name and classification of the fungus has been in dispute. The conidial stage, known since 1876, was first listed as *Septoria*, later placed in *Lecanosticta*. The teleomorph state was named *Scirrhia acicola* in 1939 but later transferred to *Systemma* because of its colored spores.

Most injurious on seedlings, needle blight may also injure large trees. Small, gray-green spots on needles turn brown and form a narrow brown band, the needle tips dying. Three successive seasons of brown spot kill longleaf seedlings. The fungus is more severe on trees in unburned areas because of accumulation of inoculum. Spray seedlings in plantations with bordeaux mixture every 2 weeks from May to October or November.

**Systemma acicola** (see *Mycosphaerella dearnessii*). **Pine Brown Spot Needle Blight**, on southern pines, most serious on longleaf.

## Thelephora

Basidiomycetes, Aphyllophorales

Fruiting body leathery, upright, stalked; pileate or fan-shaped or much lobed, or in an overlapping series; hymenium on the underside, smooth or slightly warty; spores one-celled.

**Thelephora spiculosa. Stem Blight** found on azalea, fern, and other ornamentals in a Maryland garden. The fungus formed a dense weft of mycelium on surface of the soil and on plants.

**Thelephora terrestris. Seedling Blight, Smother.** The mycelium ramifies in the soil, and the leathery fruiting body grows up around the stem of a seedling conifer or deciduous tree, smothering it or strangling it without being actually parasitic on living tissue. The disease occurs most often in crowded stands in nurseries. The damage is seldom important.

---

## Tryblidiella

Ascomycetes, Patellariales

Apothecia opening by a wide cleft; spores dark, cylindrical, with several cells.

**Rhytidhysterium rufulum** (formerly *Tryblidiella rufula*). **Twig Blight** on citrus.

**Tryblidiella rufula** (see *Rhytidhysterium rufulum*). **Twig Blight** on citrus.

---

## Volutella

Deuteromycetes, Hyphomycetes

Sporodochia discoid, with marginal dark setae; conidiophores usually simple, in a compact palisade; conidia hyaline, one-celled, ovoid to oblong; parasitic or saprophytic (see Fig. 3.9).

**Pseudonectria pachysandricola** (see *Volutella pachysandrae*, Telemorph). **Pachysandra Leaf and Stem Blight.** Large areas of leaves turn brown to black, along with portions of stems, and in wet weather numerous pinkish spore pustules appear along stems.



**Volutella buxi. Boxwood Leaf Blight, Nectria Canker.** Pinkish spore occur as pustules on leaves and twigs. Leaves often turn straw-colored. See further under Cankers.

**Volutella pachysandrae** (formerly, *Pseudonectria pachysandricola*). **Pachysandra Leaf and Stem Blight.** Large areas of leaves turn brown to black, along with portions of stems, and in wet weather numerous pinkish spore pustules appear along stems. The blight is most serious when pachysandra has been injured or is too crowded or is kept too moist by tree leaves falling into the bed. Spraying once or twice with bordeaux mixture gives excellent control if severely blighted plants have been removed before treatment. Keep pachysandra thinned and sheared back periodically.

---

# BLOTCH DISEASES

Diseases designated as blotch have symptoms that are intermediate between blights, where the entire leaf or shoot dies, and leaf spots, where the necrotic lesions are definitely delimited. Blotches are irregular or indefinite large or small necrotic areas on leaves or fruit.

---

## Alternaria

### ► Blights.

**Alternaria porri. Purple Blotch** of onion, also on garlic, and shallot, a problem in southern and irrigated areas. Small, white, circular to irregular spots increase to large purplish blotches, sometimes surrounded by orange and yellow bands, on leaves and flower stalks. Leaves often turn yellow and die beyond the spots; girdled stalks die before seeds mature. Brown muriform spores form a dusky layer on the blotches. Varieties with a waxy foliage are more resistant than those with glossy leaves. The fungus winters as mycelium and spores in crop refuse. Rotation, cleaning up plant debris, and seed treatment are recommended.

Two other species of *Alternaria*, *A. alternata* and *A. tenuissima*, may cause purple or brown blotches on onion, and there are physiological races as well.

---

## Cercospora

### ► Blights.

**Cercospora concors** (see *Myrovellosiella concors*). **Potato Leaf Blotch**. An unimportant disease; leaflets turn yellow with small blackened dead areas or larger, irregular brown areas.

**Cercospora purpurea** (see *Pseudocercospora purpurea*). **Avocado Blotch, Cercospora Spot**, considered the most important avocado disease in Florida with no commercial variety entirely resistant.

**Myrovellosiella concors** (formerly *Cercospora concors*). **Potato Leaf Blotch**. An unimportant disease; leaflets turn yellow with small blackened dead areas or larger, irregular brown areas.

**Pseudocercospora purpurea** (formerly *Cercospora purpurea*). **Avocado Blotch, Cercospora Spot**, considered the most important avocado disease in Florida with no commercial variety entirely resistant. Leaf spots are angular, brown to chocolate brown, scattered and distinct, less than 1/16 inch or coalescing to larger patches. With a hand lens, grayish spore groups can be seen on both sides of the leaf. Successive crops of spores are produced in moist periods throughout the year. Fruit spots are 1/4 inch or less in diameter, brown to dark brown, irregular, sunken, with cracked surfaces and grayish spore tufts. Lesions are confined to the rind so that the flesh is not affected, but the cracks furnish entrance to anthracnose and other decay organisms. The fungus winters in leaves, and appears to be progressively more abundant.

---

## Cladosporium

Deuteromycetes, Hyphomycetes

Conidiophores dark, branched variously near upper or middle portion, clustered or single; conidia dark, one- or two-celled, variable in size and shape, ovoid to cylindrical, borne singly or in chains of two or three; parasitic or saprophytic.

**Cladosporium herbarum**. **Leaf Blotch** of lilac. The fungus is usually secondary, saprophytic, following blights.

**Cladosporium paeoniae**. **Peony Leaf Blotch, Red Stem Spot, Measles**. Leaf and stem spots are purplish or brownish red. On stems the spots are raised, up to 4 mm long; on leaves the lesions are small specks. Small reddish spots are also present on floral bracts and petals. The disease is widely distributed in commercial plantings and may sometimes destroy the value of flowers for cutting. Cut down tops in fall as for Botrytis blight. Spraying the ground with Elgetol in spring before new growth starts has given good control in some fields.

---

## Geastrumia

**Geastrumia polystigmatis**. **Sooty Blotch of Fruit** on apple and blackberry.

## Gloeodes

Deuteromycetes, Sphaeropsidales, Leptostromataceae

Pycnidia dimidiate, having a radiate cover over the top half only, on a dark subicle or mycelial crust; pseudoparaphyses present; conidia hyaline, one-celled.

**Gloeodes pomigena. Sooty Blotch of Fruit** on apple, crabapple, blackberry, pear, and citrus, in eastern and central states down to the Gulf, rare in the West. Fruit may be infected by heavy spore dissemination from pycnidia on twigs of various wild trees, including persimmon, prickly-ash, white ash, bladdernut, hawthorn, red elm, sassafras, maple, sycamore, and willow. On apples, clusters of short dark hyphae make a superficial thallus on the cuticle, which appears as a sooty brown or black blotch, 1/4 inch in diameter. Numerous spots may coalesce to cover the apple, a condition known as cloudy fruit. Because the lesion is superficial the fruit flesh is little affected, but the grade and market value are reduced. On citrus the fungus does not penetrate the rind, and spots can be removed by gentle hand rubbing. The disease develops in cool rainy weather during the summer. To control open up the trees in the orchards to facilitate quick drying.

---

## Guignardia

Ascomycetes, Dothideales

Perithecia immersed in substratum, stroma lacking, mouths papillate; spores hyaline unequally two-celled, with lower cell cut off just before maturity.

**Guignardia aesculi. Horse-Chestnut Leaf Blotch, Buckeye Leaf Blotch**, general on horse-chestnut and Ohio buckeye, sometimes on red and yellow buckeye. Large, reddish brown blotches in foliage are, usually, surrounded by a yellowish area. Numerous pin-point black dots, pycnidia, distinguish blotch from scorch due to drought. Petioles often have reddish oval spots. In a rainy season there is a good deal of secondary infection from spores spread by wind and rain. Blotches appear on nearly every leaflet with extensive defoliation. Primary infection in spring comes from ascospores developed in fallen overwinter leaves.

*Control.* Rake up and burn leaves in fall. Feed trees that have been defoliated for successive years.

---

## Mycosphaerella

► Blights.

**Mycosphaerella dendroides** (*Cercospora halstedii*, Anamorph). **Pecan Leaf Blotch**, on pecan in the South, on hickory in East and South, a foliage disease of nursery and orchard trees. Olive green velvety tufts of conidiophores and spores appear on undersurface of mature leaves in June and July (in Florida), and yellow spots appear in corresponding areas on upper leaf surfaces. Black pimplelike perithecia are produced in the tufts about midsummer, united in groups to give the leaf a shiny black, blotched appearance after the spores are washed away. In nursery trees, defoliation, starting with basal leaves and progressing upward, may be serious. The disease is of little consequence to orchard trees unless they have been weakened by overcrowding, borer attack, or other cause. The fungus winters in fallen leaves. To control clean up fallen leaves.

**Mycosphaerella diospyri**. **Leaf Blotch** of Japanese persimmon.

**Mycosphaerella lythracearum** (*Cercospora punicae*, Anamorph). **Leaf Blotch, Fruit Spot** of pomegranate. The anamorph state has been thought the same as that on crape-myrtle (*Cercospora lythracearum*), but is now considered distinct. Leaf spots are circular, small, dark reddish brown to almost black, sometimes grayish brown.

---

## Phoma

► Blackleg.

**Phoma arachidicola**. **Web Blotch** of peanut.

---

## Phyllosticta

► Blights.

**Phyllosticta congesta**. **Leaf Blotch** of garden plum.

**Phyllosticta solitaria**. **Apple Blotch**, widespread on apple and crabapple in eastern states, serious in the South and in the Ozark section of Missouri, Arkansas, Oklahoma, and Texas. The disease is also called fruit blotch, dry

rot, black scab, late scab, cancer, and tar blotch. From Kansas eastward it is second in importance to apple scab. Leaf spots are very small, round, white, with a single black pycnidium in the center of each. Larger elongate lesions are formed on veins, midribs, and petioles. Leaves do not turn yellow, but they drop prematurely if spots are numerous. Cankers on twigs and branches are located at leaf nodes or base of spurs. The first season they are small, purple to olive in color; the next season this portion is tan and the new area dark purple, often slightly raised. Pycnidia formed in twig lesions wash to leaves, fruit, and new shoots, discharged only after heavy rains and in warm weather. Heavily fertilized trees are more susceptible.

Fruit blotches are brown, irregular, feathery at the margin, studded with numerous pycnidia. They afford entrance to secondary decay organisms and may develop deep cracks, but the blotch fungus itself is superficial. It winters in infected twigs and bark cankers.

*Control.* Secure healthy nursery stock. Some varieties, including Grimes Golden, Jonathan, Stayman Winesap, and Winesap, are rather resistant.

---

## Septoria

### ► Blights.

**Septoria agropyrina.** **Brown Leaf Blotch** on wheat grasses.

**Septoria elymi.** **Speckled Leaf Blotch** on wheat grasses. A salt and pepper effect with numerous pycnidia in pale gray, tan, or fuscous lesions.

**Septoria macropoda.** **Purple Leaf Blotch**, general on blue grasses. Irregular blotches on blades are mottled greenish, then gray, tan or brown, finally bleached nearly white. Pycnidia are round, flattened, and light brown.

---

## Zygothiala

Deuteromycetes, Hyphomycetes

A genus described from banana leaves in Jamaica.

**Zygothiala jamaicensis.** **Greasy Blotch** of carnation. A tropical fungus found causing serious losses in California greenhouses in 1953 and reported from Pennsylvania in 1957. Small, radiate patterns, resembling spider webs, appear as if dipped in oil. Leaves become brittle, turn yellow, and die prematurely. The same fungus is present as a flyspeck on apple.

---

# BROOMRAPES

Broomrapes are parasitic seed plants like dodder and mistletoe. They are leafless herbs, of the family Orobanchaceae, living on roots of other plants and arising from them in clumps of whitish, yellowish, brownish, or purplish stems. There are 130 or more species, mostly from North Temperate regions, but few have any garden importance. The seed germinates in soil and produces a filiform plant body that grows into the ground penetrating crown or root of the host plant and forming a more or less tuberous enlargement, from which the flowering shoots arise. Such shoots may be nearly naked, clothed only with a few scattered rudimentary leaves, or they may be covered with conspicuous, overlapping scalelike leaves. The seed may remain viable in the soil several years but probably not as long as has been believed, for they can live on some weeds between crops.

**Orobanche ludoviciana. Louisiana Broomrape** on tomato and other plants, including Spanish needle and coldenia, becoming a problem in California. Tomatoes are stunted and do not produce a full crop of fruit.

**Orobanche ramosa. Branched Broomrape, Hemp Broomrape**, most serious on hemp but parasitizing tomatoes, lettuce, tobacco, eggplant, *Ganra*, *Melilotus*, *Silene*, poppy mallow, cranesbil, *Chaerophyllum*, *Verbena*, *Coreopsis*, fleabank, engelmann daisy, and other hosts in California. In small infections destroy the aerial stems before they set seed; practice crop rotation. Deep plowing gives some control.

---

# CANKERS AND DIEBACKS

A canker is a localized lesion or diseased area often resulting in an open wound and usually on a woody structure. Starting as a definite necrotic spot, it may girdle cane, stem, or tree trunk, killing the water-conducting tissues so that the most prominent symptom becomes a dieback. When twigs and branches die back from the tip, the condition may be a blight, with the pathogen directly invading the dying area, or it may be a secondary effect from a canker some distance below.

---

## Aleurodiscus

Basidiomycetes, Aphyllophorales

Hymenium resupinate, of one layer, with projecting spinose or short-branching cystidia (swollen sterile cells); spores hyaline. Facultative parasite on trees.

**Aleurodiscus acerina** (see *Dendrothele acerina*). **Bark Patch**, widespread on maple.

**Aleurodiscus amorphus**. **Balsam Fir Canker**. Cankers are formed on main stems of saplings, which are sometimes killed, but the fungus is also widespread as a saprophyte on dead bark of firs and other conifers. Cankers center around a dead branch, are narrowly elliptical with a raised border; the dead bark is covered with a light-colored layer of the fungus.

**Aleurodiscus oakesii**. **Oak Bark Patch**, **Smooth Patch** of white oak. Irregularly circular, smooth, light gray sunken areas in bark vary from several inches to a foot across. The fungus is confined to dead bark; trees are not injured.

**Dendrothele acerina** (formerly *Aleurodiscus acerina*). **Bark Patch**, widespread on maple.



---

## Amphobotrys

Deuteromycetes, Hyphomycetes

Conidiophores are long, slender, pigmented, and highly branched; clusters of conidia at apex of each branch; conidia ovoid, one-celled, hyaline.

**Amphobotrys ricini.** **Stem Canker** on texasweed and castorbean. Girdling stem canker; of prostrate spurge.

---

## Apioportha

Ascomycetes, Diaporthales

Perithecia in a black, carbonaceous stroma; spores two-celled, hyaline; conidia in cavities in a stroma.

**Anisogramma anomala** (formerly **Apioportha anomala**). **Canker, Twig Blight** of hazelnut.

**Apioportha anomala** (see *Anisogramma anomala*). **Canker, Twig Blight** of hazelnut.

**Apioportha apiospora.** **Twig Canker, Dieback** of elm.

---

## Ascospora

Ascomycetes, Sphaeriales, Sphaeriaceae

Perithecia with a subicle; paraphyses lacking; spores two-celled, hyaline.

**Ascospora ruborum** (*Hendersonia rubi*, Anamorph). **Cane Spot, Dieback** of red and black raspberry, dewberry.

---

## Atropellis

Ascomycetes, Helotiales

Apothecia black, sessile or with short stalk; asci clavate, with longer, hairlike paraphyses; spores needlelike to slightly club-shaped, hyaline, one-celled.

**Atropellis apiculata.** **Twig Canker.** On southern pines.

**Atropellis arizonica.** **Branch and Truck Canker.** On western yellow pine.

**Atropellis pinicola** (syn. **A. piniphila**). **Pine Branch and Trunk Canker**, on western white, sugar, and lodgepole pines in Pacific Northwest and California. Branches are girdled and killed, but not the trees. Perennial cankers are smooth, elongated, flattened depressions covered with bark, in which appear very small black apothecia, 2 to 4 mm in diameter.

**Atropellis piniphila** (*Cenangium piniphilum*, Anamorph). **Branch and Truck Canker** on lodgepole and ponderosa pines on Pacific Coast, on cultivated pines in the South. Trees 5 to 25 years old are damaged by deformation of main stem and branches. Infection is at branch whorls. Cankers are elongated, flattened depressions covered with bark and copious resin. Apothecia have short stalks, are black with brownish discs, 2 to 5 mm across.

**Atropellis tingens**. **Branch and Truck Canker** of native and exotic hard pines from New England and Lake states to Gulf states. Slash pine saplings are most susceptible. Smaller branches are girdled; perennial target cankers are formed on larger branches and main stems. Cankers persist for many years, but extension stops after about 10 years.

---

## Botryodiplodia

► Blights.

**Botryodiplodia gallae** (see *Lasiodiplodia theobromae*). **Canker** of oak.

**Botryodiplodia theobromae**. **Canker** of rose, and citrus.

**Lasiodiplodia theobromae** (formerly *Botryodiplodia gallae*). **Canker** of oak.

---

## Botryosphaeria

► Blights.

**Botryosphaeria dothidea**. **Canker, Gummosis, and Dieback** on peach, Bradford pear, thornless blackberry, sequoiadendron and sequoia.

**Botryosphaeria obtusa**. **Canker**, on thornless blackberry.

**Botryosphaeria ribis**. Saprophytic on dying tissue, and var. **chromogena**, parasitic. **Canker, Dieback** of at least 50 woody plants, including apple, avocado, eucalyptus, fig, forsythia, hickory, pecan, pyracantha, quince,

rhododendron, sequoia, sequoiadendron, sweet gum, and willow. See under Blights for the disease caused on currant and rose, under Rots for apple and avocado diseases.

On redbud, sunken oval cankers nearly girdle branches, the fungus entering through wounds, and dead and dying twigs. On rhododendron there is a leaf spot and dieback similar to that caused by *Phytophthora* except that the surface is roughened by protruding fruit bodies. Cankers on twigs, larger branches, and trunks of willow may kill trees in a few years. Trunk lesions are very small, 1/4 to 1/2 inch, and numerous or else large, from the union of several small cankers, with fissured bark. Apples have watery blisters on bark and decline in vigor. Forsythia has affected canes girdled and killed with conspicuous brown dead leaves above the canker.

*Control.* Prune and burn dead twigs and heavily infected branches; paint wounds with a disinfectant followed by tree paint; avoid injuries. Copper sprays may help.

**Botryosphaeria stevensii.** Canker, on juniper.

---

## Botrytis

► Blights.

**Botrytis cinerea.** Canker of rose.

---

## Caliciopsis

Ascomycetes, Coryneliales

Stroma lobed, each lobe containing a single locule, which is finally wide open; perithecia stalked; asci on long slender stalks; spores dark, one-celled.

**Caliciopsis pinea.** **Pine Canker** on eastern white pine and other species, also on Douglas fir. Cankers are sharply depressed areas in bark, reddish brown and smoother than rest of bark, up to several inches in diameter. Small, globose, clustered black pycnidia, and stalked perithecia looking like slender black bristles, arise from stroma in cankered bark. The disease is most serious on suppressed saplings.

## Encoelia (Cenangium)

### ► Blights.

**Cenangium singulare** (see *Encoelia pruinosa*). **Sooty-Bark Canker** of aspen, on *Populus tremuloides* in Rocky Mountain area.

**Encoelia pruinosa** (formerly *Cenangium singulare*). **Sooty-Bark Canker** of aspen, on *Populus tremuloides* in Rocky Mountain area. Cankers on older trees, at any point on trunk up to 60 to 70 feet may extend 10 to 15 feet before they girdle the tree. The bark is sooty black with a thin white outer layer.

---

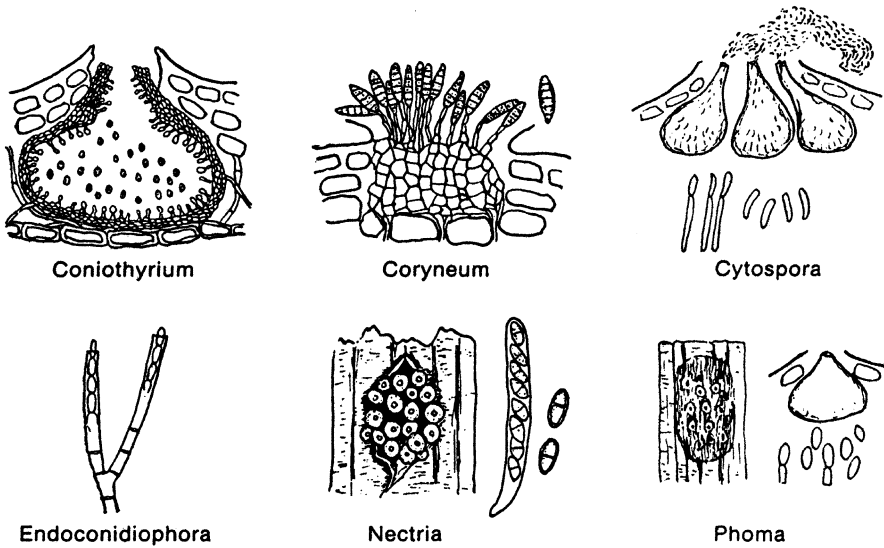
## Ceratocystis (Ceratostomella)

Ascomycetes, Micrascales

Perithecia with very long beaks, carbonaceous or leathery; ascospores hyaline, one-celled; brown, ovoid conidia and one-celled rodlike endospores formed inside tubelike conidiophores and extruded endwise. Some species are important tree pathogens; see Oak Wilt and Dutch Elm Disease under Wilts.

**Ceratocystis fimbriata f. sp. platani** (*Endoconidiophora fimbriata* f. sp. *platani*). **Canker Stain of London Plane, Plane Blight**, on London plane and also on American plane or sycamore. This serious disease started as a killing epidemic in the Philadelphia area about 1935, destroying city shade trees by the thousands there and in Baltimore during the next few years. The disease now extends from New Jersey to North Carolina and Mississippi. Trees show sparse foliage, smaller leaves, and elongated sunken cankers on trunks and larger branches. Cross sections through cankers reveal blue black or reddish brown discoloration of wood, usually in wedge-shaped sectors. First year cankers may not be more than 2 inches wide and a yard or so long, but they widen annually, girdling and killing trees in 3 to 5 years. Several cankers coalescing around the trunk kill more quickly. Once infection starts, the tree is doomed.

Ascospores and the two types of conidia are produced in moist spring weather (see Fig. 3.15). They may be spread by rain a short distance, but most dissemination is by man in pruning operations, and ordinary tree paint car-



**Figure 3.15** Spore Formation of Some Canker Fungi. *Coniothyrium*, small dark spores on short conidiophores in pycnidium; *Seiridium*, formerly *Coryneum*, dark, septate spores in acervulus; *Cytospora*, sausage-shaped spores in valsoid pycnidia expelled in cirrhi; *Endoconidiophora*, spores formed on inside of conidiophores; *Nectria*, two-celled bright ascospores in reddish perithecia clustered on bark; *Phoma*, hyaline spores in pycnidia formed in spots on bark

ry viable spores. Some beetles may be vectors. Infection is solely through wounds.

**Control.** Do not try to save trees where trunk has been invaded; diseased branches may sometimes be removed, cutting at least 3 feet from infected area. Do not prune unless absolutely necessary and then only in winter when trees are less susceptible. Use tree wound dressing fortified with a disinfectant.

**Ceratocystis sp. Canker and Dieback** on poplar.

## Chondropodium

Deuteromycetes, Coelomycetes

Pycnidia stromatic, stalked, columnar, externally black, hard, internally gelatinous; conidiophores simple; conidia hyaline, with several cells, crescent- or sickle-shaped; weakly parasitic or saprophytic.

**Chondropodium pseudotsugae.** **Bark Canker** of Douglas-fir. This is a superficial canker with outer layers of bark killed over small, circular to

elliptical areas, in which pycnidia project as short, blunt, black spines. Trees are not noticeably injured.

---

## Colletotrichum

► Anthracnose.

**Colletotrichum acutatum.** Canker and Dieback on Japanese maple.

---

## Coniothyrium

Deuteromycetes, Hyphomycetes

Pycnidia black, globose, separate, erumpent, ostiolate; conidiophores short, simple; conidia small, dark, one-celled, ovoid or ellipsoid; parasitic or saprophytic (see Fig. 3.15).

**Coniothyrium fuckelii** (Anamorph, *Diapleela coniothyrium*). **Rose Common Canker, Stem Canker**, widespread on rose, also causing raspberry cane blight (see *Leptosphaeria* under Blights), sometimes associated with apple rots, peach cankers, and stem canker of Virginia creeper. Of the three species of *Coniothyrium* that cause rose cankers, *C. fuckelii* is by far the most common. Any plant part may be affected. Pycnidia have even been found within blackspot lesions on leaves, but this is primarily a cane disease, starting as a red or yellow spot on bark, drying out and turning brown as it increases in size, with the epidermis somewhat wrinkled and perhaps rupturing irregularly over sooty masses of very small, olive brown spores. The stem may be girdled with dieback to that point.

Stem cankers are found around insect punctures, thorn pricks, leaf or thorn scars, or abrasions caused by tying, but the majority of cankers are formed at the cut end of a cane when a stub has been left in pruning above a leaf axil or bud. Roses cut properly close to a bud seldom develop this canker. A rose stub usually dies back to the first node, and since this fungus is a weak parasite, it starts most readily in such dead or dying tissue. When a cut is made close to the node, it is quickly callused over, and the callus is a good defense against wound fungi.

*Control.* Prune out cankered and dying stems as soon as noticed. Make all cuts just above a bud or leaf axil, not only at spring pruning but in cutting flowers for the house or cutting off dead blooms during the season.

**Coniothyrium rosarum. Rose Graft Canker.** This is a disease of roses under glass, starting at the union of stock and scion in the warm moist propagating frame and continuing in a large amount of dead wood when plants are removed to the greenhouse bench. Some consider the pathogen a form of *C. fuckelii*. Having measured spores of the type specimen, in the Kew Herbarium, I think they are distinct species, but that some cases of graft canker are due to the common canker fungus.

**Coniothyrium wernsdorffiae. Rose Brand Canker,** a rather rare but very serious disease. The pathogen was named in Germany in 1905 and was not reported in this country until 1925, although it was subsequently shown to have been collected in Canada in 1912 and in Pennsylvania and Minnesota in 1914 and 1916. In 1926 a severe epiphytotic appeared at Ithaca, New York, in the Cornell rose garden, infecting about 90% of the climbers so seriously that the canes had to be cut to the ground. Since then it has been reported from a few other states, but in several instances it has been confused with common canker.

Small, dark reddish spots on canes enlarge and acquire a more or less definite reddish brown or purple margin, contrasting sharply with the green of the cane. The center of the spot turns light brown as the cells die, and little longitudinal slits appear over the developing pycnidia. Spores are olive brown, nearly twice the size of *C. fuckelii*, and released through epidermal slits instead of being spread in a sooty mass under the epidermis. Cankers formed under the winter protection of soil are black when roses are first uncovered in spring, which explains the name *Brandfleckenkrankheit*, meaning fire-spot disease.

*C. wernsdorffiae* is a cold temperature fungus, infecting rose canes under the winter covering, entering through insect wounds, thorn scars, scratches, and occasionally through dormant buds. During a 4-year investigation at Ithaca, I found no infection on canes not hilled with earth or other moist cover over winter and no natural infection during the summer.

**Control.** Omit the usual winter protection of soil or other materials that keep canes moist. If brand canker is a problem, just fasten canes of climbers down near the ground, uncovered, and hope for the best. Loss from winter injury will be less than from the canker. Cut out diseased canes carefully.

## Seiridium (Coryneum)

### ► Blights.

**Coryneum cardinale** (see *Seiridium cardinale* (*Leptosphaeria* sp., Teleomorph)). **Coryneum Canker** of Cypress, **Bark Canker** of cypress, incense cedar, common juniper and oriental arborvitae.

**Coryneum foliicola**. **Twig Canker, Fruit Rot**, widespread on apple, affecting twigs, foliage and fruit.

**Seiridium cardinale** (formerly *Coryneum cardinale* (*Leptosphaeria* sp., Teleomorph)). **Coryneum Canker** of Cypress, **Bark Canker** of cypress, incense cedar, common juniper and oriental arborvitae. This disease, since its discovery in 1927, has been gradually exterminating Monterey Cypress in most parts of California and is also serious on Italian cypress. Twigs, branches, and whole trees turn sickly, lose their leaves, and finally die.

The fungus attacks living bark and cambium, girdling twig and branch. Cankers appear first at base of lateral twigs; they are slightly sunken, dark, resinous, rough, with black spore pustules. Conidia have dark median cells, five cross-walls (see Fig. 3.15). They are spread by tools, in nursery stock, by wind and rain, and perhaps by birds and insects. Infection appears first in upper parts of trees, usually in spring during moist weather. Yellowing and browning of foliage together with gummy ooze at the cankers form conspicuous symptoms.

*Control.* Drastic surgery, removing wood well below infected parts, and spraying foliage heavily with bordeaux mixture help some, but with heavy infection the price of saving healthy trees is the removal and destruction of all diseased specimens. California citizens, threatened with the loss of the famous native stands of Monterey cypress at Point Lobos and Cypress Point, voluntarily destroyed their own plantings by the thousands.

---

## Cryphonectria

Ascomycetes, Diaporthales

Production of perithecial ascocarps produced in a stroma of fungal and substrate tissues or directly from somatic hyphae on the substrate. Ascospores are hyaline to brown and one-to-several-septate.

**Cryphonectria parasitica**. **Canker** on oak.



---

## Cryptodiaporthe

Ascomycetes, Sphaeriales, Valsaceae

Like *Diaporthe* but without blackened zones in substratum; spores hyaline, two-celled.

**Amphiporthe aculeans** (formerly *Cryptodiaporthe aculeans*; *Sporocybe rhois*, Anamorph). **Dieback, Canker** of sumac.

**Amphiporthe castanae** (formerly *Cryptodiaporthe castanea*). **Dieback, Canker** of Asiatic Chestnut, widespread, chiefly on seedlings or on larger trees in poor sites. Canker starts as a brown discoloration of bark of the trunk, limb, or twig, often girdling twig and then invading larger branch. Leaves on girdled branches wilt without yellowing, turn brown, and die. Bark splitting over callus formation at edge of diseased area forms pronounced canker. Conidia, two-celled, fusoid, are formed in pustules in bark; beaked perithecia are formed in groups by midsummer.

*Control.* Maintain vigor; plant on well-drained, fertile soil. Prune out diseased portions several inches below affected area.

**Cryptodiaporthe aculeans, Sporocybe rhois, Anamorph** (see *Amphiporthe aculeans*). **Dieback, Canker** of sumac.

**Cryptodiaporthe castanea** (see *Amphiporthe castanae*). **Dieback, Canker** of Asiatic Chestnut, widespread, chiefly on seedlings or on larger trees in poor sites.

**Cryptodiaporthe salicella.** **Twig and Branch Canker** of willow.

---

## Cryptomyces

Ascomycetes, Rhytismatales

Apothecia effuse, splitting irregularly; paraphyses present; spores hyaline, one-celled.

**Cryptomyces maximus.** **Blister Canker** on common and purple osier.

---

## Cryptosporella

Ascomycetes, Diaporthales

Perithecia in a circle in a stroma, with long necks converging in a common canal; spores one-celled, hyaline; conidia borne on surface of stroma.

**Cryptosporrella umbrina.** **Rose Brown Canker**, a widespread and serious rose disease, first reported in Virginia in 1917 but known from herbarium specimens to have been present since 1903. The fungus was first placed in *Diaporthe* because of occasional two-celled spores.

Symptoms are most noticeable on canes, starting with very small purplish spots, the center soon turning white with a reddish purple margin (see Fig. 3.16). Many small spots may be grouped on a single cane. During the winter, and especially on portions of canes covered with earth, cankers or girdling lesions are formed, often several inches long, with tan centers and purplish borders. In moist weather the surface of these large cankers is covered with yellow spore tendrils from pycnidia just under the bark; asci are also extruded in tendrils from perithecia.

Leaf spots are small purplish specks or larger dead areas, cinnamon buff to white, bordered with purple and with black pycnidia in the center. Marginal spots are subcircular. Buds are sometimes blighted; exposed petals of flowers have cinnamon-buff spots without the purple border. Infection is through wounds and also uninjured tissue.

*Control.* The best time to take care of brown canker is at spring pruning. Cut out every diseased cane possible. A dormant lime sulfur spray, immediately after pruning, kills spores that may have been spread in the process and may inhibit the fungus in initial lesions. Copper or sulfur sprays largely prevent summer infections. Brown canker is more likely to be serious where roses are overprotected for winter with salt, hay, leaves, or other material added to the mound of soil. I have no trouble with brown canker when roses are left unhilled over winter.

**Cryptosporrella viticola.** **Dead-Arm Disease** of grapes, **Branch Necrosis**, widespread, especially in the Northeast, serious in Illinois, important in California. Small, angular spots with yellowish margins and dark centers are formed on leaves, stems of flower clusters and canes. The latter may split to diamond-shaped cankers, and by the next season the arm is dead or producing yellowed, dwarfed and crimped foliage. Lesions on cluster stems advance into fruit late in the season causing rotting. Pycnidia are developed on old wood; infection is often through pruning wounds.

*Control.* Make pruning cuts at least 6 inches below the lower margin of the infected part. Spray with bordeaux mixture when spores are extruded.




Figure 3.16 Brown Canker on Rose

---

## Cryptosporium

Deuteromycetes, Coelomycetes

Acervuli erumpent, becoming cup-shaped or disclike; stroma brownish; conidiophores simple or branched; conidia hyaline or subhyaline, one-celled filiform.

**Cryptosporium minimum.** Canker on rose, not common.

**Cryptosporium pinicola** (see *Gelatirosporium piricola*). **Canker, Branch Mortality** of *Abies* spp.

**Gelatirosporium piricola** (formerly *Cryptosporium pinicola*). **Canker, Branch Mortality** of *Abies* spp.

---

## Cylindrocarpon

► Rots.

**Cylindrocarpon didymium**. **Bole Canker** on apple.

**Cylindrocarpon cylindroides**. **Canker, Branch Mortality** of *Abies* spp.

---

## Cylindrocladium

► Blights.

**Cylindrocladium scoparium**. **Crown Canker** of rose. The cane is attacked at or just below the union of stock and scion, the bark darkening into a black, water-soaked punky region. The cankers girdle but do not kill the canes; there are fewer and more inferior blooms. The disease was long thought confined to greenhouse roses but has appeared once or twice in outdoors fields. The fungus lives in the soil and enters through wounds in the presence of sufficient moisture. Before planting of fresh stock, greenhouse benches should be washed with boiling water and soil sterilized or changed.

The same fungus injures seedling conifers in nursery rows, causing damping-off, root rot, stem canker and needle blight to white pine and Douglas-fir. See under Blights for a discussion of the pathogen on cuttings of azaleas and other ornamentals.

---

## Cytospora

Deuteromycetes, Coelomycetes

Cosmopolitan species, anamorph state of *Valsa*. Pycnidia in a valsoid stroma with irregular cavities, incompletely separated; conidia hyaline, one-celled, allantoid, expelled in cirrhi (see Fig. 3.15).

**Cytospora abietis**. **Canker, Branch Mortality** of *Abies* spp.

**Cytospora pruinosa**. **Canker, Dieback** of ash, on twigs and branches.

**Cytospora chrysosperma** (Teleomorph, *Valsa sordida*). **Cytospora Canker** of poplar, aspen, cottonwood, willow, occasional on mountain-ash, maple, cherry, and elder. Cankers form on trunks and large branches, most often on trees of low vigor. Bark is discolored in more or less circular areas; sapwood is reddish brown. In old cankers exposed wood is surrounded by layers of callus tissue. In moist weather spring spore tendrils are extruded from pycnidia in dead bark. Perithecia are found infrequently in aspen, arranged circularly around a grayish disc; they are flask-shaped with long necks pushing through the bark. Twigs and small branches may die back without a definite canker. The fungus is often present on healthy trees, not becoming pathogenic until the trees are weakened by neglect, drought, pollarding or other causes. Entrance is through wounds. Lombardy and Simon poplars are frequently killed.

*Control.* Remove dead and dying branches and trees with extensive cankers. Avoid wounds; feed and water as necessary. Plant poplars that are less susceptible than Lombardy. Rio Grande cottonwood is resistant to twig blight.

**Cytospora kunzei** (Teleomorph, *Leucostoma kunzei*). **Cytospora Canker** of spruce. **Twig Blight**, common and serious New England to the Midwest. Cankers start around bases of small twigs or on trunks. Browning and death of Colorado blue spruce branches starts near the ground and progresses upward, a large flow of resin on affected limbs. Needles drop immediately or persist for a time. Cankers are formed near resin spots and yellow tendrils extruded. Spores are splashed by rain and wind to other branches; infection is mostly through wounds.

Another form of the pathogen, *Valsa kunzei* var. *superficialis*, occurs on pine and variety *kunzei* on balsam fir, Douglas-fir, larch and hemlock.

*Control.* There are no satisfactory control measures except removal of diseased branches and perhaps carefully excising cankered bark. Spraying with bordeaux mixture has been recommended but is seldom very effective. Avoid wounding ornamental trees with lawn mowers; sterilize pruning tools between cuts; feed to renew vigor.

**Cytospora leucostoma.** **Canker** of black cherry.

**Cytospora nivea.** **Canker, Dieback** of poplar and willow, similar to that caused by *C. chrysosperma*; occasional.

**Cytospora leucosperma.** **Branch Canker** of elder.

**Cytospora** sp. **Canker** on alder and pecan.

**Cytospora** spp. **Cytospora Canker** of Italian Prunice, causing severe injury to prune and apricot in Idaho orchards since 1951, also present on cherries,

peach, apple and willows. Some orchards have been lost, others hard hit. Symptoms are yellow to brown flags of dead leaves and erumpent, gummy cankers or elongated necrotic streaks in the bark. All suspicious wood should be cut out, hauled out of the orchard, and burned.

► *Valsa cincta* for further discussion of cankers on stone fruits.

---

## Dasyscyphus

Ascomycetes, Helotiales, Helotiaceae

Apothecia stalked, white and hairy on the outside with a bright disc; paraphyses filiform; asci inoperculate; spores elliptical to fusoid.

**Dasyscyphus agassizi** (see *Lachnellula agassizii*). Common on blister-rust lesions of white pine; saprophytic on dead branches.

**Dasyscyphus calycina** (*Trichoscyphella hahniana*) (see *Lachnellula subtilissima*). On larch and fir, ordinarily a saprophyte but can be a weak parasite; occasional on blister-rust cankers.

**Dasyscyphus ellisiana**. **Canker** of Douglas-fir and pine in eastern United States. This is a native fungus on twigs and branches of native and introduced pines and on basal trunk and branches of Douglas-fir. Bark on trunk may be infected for 10 to 15 feet, with copious resin flow and numerous swellings, but trees are not killed. Apothecia are short-stalked, covered with white hairs, with an orange to yellow disc, 2 to 4 mm across. Remove trees with trunk cankers.

**Dasyscyphus pseudotsugae** (see *Lachnellula pseudotsuga*). **Canker** on Douglas-fir. Swollen open cankers, 2 to 3 inches long, are formed on suppressed saplings.

**Dasyscyphus resinaria** (see *Lachnellula resinaria*). **Canker** on balsam fir. Swollen cankers at base of branches; younger stems girdled and killed.

**Dasyscyphus willkommii** (see *Lachnellula willkommii* (*Trichoscyphella willkommii* syn. *Lachnellula wilkommii*)). **European Larch Canker**. Found in Massachusetts in 1927 on nursery stock from Great Britain.

**Lachnellula agassizi** (formerly *Dasyscyphus agassizi*). Common on blister-rust lesions of white pine; saprophytic on dead branches.

**Lachnellula pseudotsuga** (formerly *Dasyscyphus pseudotsugae*). **Canker** on Douglas-fir. Swollen open cankers, 2 to 3 inches long, are formed on suppressed saplings.

**Lachnellula resinaria** (formerly *Dasyscyphus resinaria*). **Canker** on balsam fir. Swollen cankers at base of branches; younger stems girdled and killed.

**Lachnellula subtilissima** (formerly *Dasyscyphus calycina* (*Trichoscyphella hahniana*)). On larch and fir, ordinarily a saprophyte but can be a weak parasite; occasional on blister-rust cankers.

**Lachnellula willkommii** (formerly *Dasyscyphus willkommii* (*Trichoscyphella willkommii* syn. *Lachnellula willkommii*)). **European Larch Canker**. Found in Massachusetts in 1927 on nursery stock from Great Britain. Infected trees were removed and the fungus not seen again until 1935, near the original location. Perennial branch or trunk cankers are flattened depressions, swollen on the flanks and on the opposite side of the stem. Neighboring bark is somewhat cracked and dark with heavy exudation of resin. Cup-shaped apothecia are 3 to 6 mm across with white hairs and orange to buff discs, very short stalks. Young trees may be killed; older trees usually survive. Frost wounds are a contributing but not an essential factor. Promptly remove all trees showing cankers; continue periodic inspection.

---

## Dermea (Dermatea)

Ascomycetes, Helotiales

Apothecia small, brownish to black with a circular opening; innate at first, on a stromoid base, rupturing host at maturity; spores one-celled, hyaline, globose to oblong. Cup fungi (ascocarp cup-shaped); excipulum of subglobose cells; sclerotia absent.

**Dermatea acerina** (see *Dermea acerina*). **Bark Canker** of maple, occasional.

**Dermatea balsamea** (see *Dermea balsamea*). **Twig Canker** of hemlock.

**Dermatea livida** (see *Pezicula livida*). **Bark Canker** of redwood.

**Dermea acerina** (formerly *Dermatea acerina*). **Bark Canker** of maple, occasional.

**Dermea balsamea** (formerly *Dermatea balsamea*). **Twig Canker** of hemlock.

**Dermea pseudotsugae**. **Branch Canker** on fir.

**Pezicola livida** (formerly *Dermatea livida*). **Bark Canker** of redwood.

## Diaporthe

### ► Blights.

**Cryphonectria cubensis** (formerly *Diaporthe cubensis*). **Canker** of *Eucalyptus* spp.

**Diaporthe eres**. **Canker, Dieback** of English holly in the Northwest. The fungus name is a species complex that may include a *Diaporthe* on rose petals and one causing a peach constriction disease.

**Diaporthe cubensis** (see *Cryphonectria cubensis*). **Canker** of *Eucalyptus* spp.

**Diaporthe eres**. **Canker, Dieback** of English holly in the Northwest.

**Diaporthe helianthi**. **Canker** of sunflower; also leaf spot of sunflower.

**Diaporthe oncostoma**. **Canker, Dieback** of black locust.

**Diaporthe phaseolorum** var. **caulivora**. **Canker** of painted spurge, prickly sida, redweed, morning-glory, black nightshade, jacquemontia, hemp sesbania, indigo, spiny amaranth, vetch and soybean.

**Diaporthe pruni**. **Twig Canker** on black cherry; *D. prunicola* on American plum.

---

## Dichotomophthora

Deuteromycetes, Hyphomycetes

Conidiophores brown, branching dichotomous to subdichotomous, elongated, terminal branches 4–8 lobed each lobe bearing single conidium; conidia dark, ovoid to elongate-ovoid, 1 to 6 celled.

**Dichotomophthora portulacae**. **Stem Canker** and **Root Rot** on common purslane.

---

## Pseudomassaria (Didymella)

### ► Blights.

**Didymella sepincoliformis** (see *Pseudomassaria sepincolaeformis*). **Dieback** of rose.

**Pseudomassaria sepincolaeformis** (formerly *Didymella sepincoliformis*). **Dieback** of rose.



---

## Diplodia

### ► Blights.

**Diplodia** sp. **Rose Dieback**, sometimes after drought and other contributing factors. In Texas the disease is most evident in autumn, progressing on roses in storage or overwintering in the ground. Canes die from tip downward, often starting in the flower stem. Diseased wood turns brown or black, and is somewhat shriveled. Pycnidia are produced in dead canes. Improve general rose vigor; use fungicides as for blackspot. May also cause canker of Russian olive.

**Diplodia camphorae**. **Canker, Dieback** of camphor-tree.

**Diplodia infuscans** (see *Sphaeropsis hyalina*). **Ash Canker and Dieback**, northeastern states.

**Diplodia juglandis**. **Dieback**, widespread on branches of walnut.

**Diplodia mutila**. **Stem Canker** on Laburnum. **Branch Dieback** on juniper.

**Diplodia natalensis** (see *Lasiodiplodia theobromae*). **Stem Canker** of prickly-ash; **Dieback** of citrus twigs, also causing citrus stem-end rot.

**Diplodia quercina**. **Canker and Blight** of oaks.

**Diplodia sophorae**. **Dieback** of pagoda tree.

**Diplodia sycina**. **Canker, Dieback** of fig.

**Lasiodiplodia theobromae** (formerly *Diplodia natalensis*). **Stem Canker** of prickly-ash; **Dieback** of citrus twigs, also causing citrus stem-end rot.

### ► Rots.

**Sphaeropsis hyalina** (formerly *Diplodia infuscans*). **Ash Canker and Dieback**, northeastern states.

---

## Discella

Deuteromycetes, Coelomycetes

Pycnidia cupulate or discoid; spores 2-celled, hyaline.

**Discella carbonacea** (see *Discella microsperma*). **Twig Canker** of willow.

**Discella microsperma** (formerly *Discella carbonacea*). **Twig Canker** of willow.

## Dothichiza

Deuteromycetes, Coelomycetes

Pycnidia innate, finally erumpent; conidiophores lacking; conidia hyaline, one-celled.

**Discosporium populeum** (formerly *Dothichiza populea*). **Dothichiza Canker** of poplar; **European Poplar Canker**, widespread but sporadic as a branch and trunk canker. Lombardy poplars are most susceptible, but hosts include black and eastern cottonwoods, balsam, black and Norway poplars. Japanese poplars are rather resistant. Young trees in nurseries are most injured, cankers often starting around wounds. They start as slightly darker, sunken areas, often at base of twigs and limbs, and become elongated. The bark is killed to the cambium; sapwood is brown. If a stem is completely girdled, it dies; otherwise, callus formation goes on through the summer, over the canker. In time diseased bark turns brown and cracks. Spores are extruded in amber tendrils, drying to brown, and are washed to wounds in the wood.

*Control.* Destroy infected stock in nurseries and plantations; do not move stock from a nursery where the disease is known. Avoid pruning and other wounds so far as possible; sterilize tools between cuts. Spraying nursery trees with bordeaux mixture in spring may be helpful.

**Dothichiza populea** (see *Discosporium populeum*). **Dothichiza Canker** of poplar; **European Poplar Canker**, widespread but sporadic as a branch and trunk canker.

---

## Dothiora

Ascomycetes, Pseudosphaeriales

Ascocarps hairy and phragmosporous or muriform ascospores are colored.

**Dothiora polyspora** (see *Sydowia dothideoides*). **Canker** of aspen.

**Sydowia dothideoides** (formerly *Dothiora polyspora*). **Canker** of aspen.

---

## Dothiorella

Deuteromycetes, Coelomycetes

Pycnidia dark, globose, grouped in a subcortical stroma; conidiophores simple, short; conidia hyaline, one-celled, ovoid to ellipsoid; parasitic or saprophytic on wood.

**Botryodiplodia gallae** (formerly *Dothiorella quercina*). **Dothiorella Canker** of oak, very destructive to red and white oaks in Illinois, affecting twigs, branches, and occasionally trunks. Cankers are dark brown, elongated, sunken, often with cracks at the margin. Pustules of pycnidia develop in bark and erupt through cracks, spores oozing on the surface. Sapwood has dark streaks.

**Dothiorella fraxinicola**. **Branch Canker** of ash.

**Dothiorella quercina** (see *Botryodiplodia gallae*). **Dothiorella Canker** of oak, very destructive to red and white oaks in Illinois, affecting twigs, branches, and occasionally trunks.

**Dothiorella** sp. **London Plane Canker**, first noted in New York City in 1947. Infected trees have sparse, undersized foliage and narrow, longitudinal cankers on trunk and branches, varying from 1 to 4 inches wide and often extending from ground level to branch top. The bark is rough, deeply fissured; inner bark is brown, dry; sapwood is only superficially discolored. Branches wilt and die back.

**Dothiorella ulmi**. **Dieback, Wilt** of elm. ▶ [Wilts](#).

## Endothia

▶ [Blights](#).

**Endothia gyrosa**. **Branch Canker** on oak.

## Epicoccum

▶ [Leaf Spots](#).

**Epicoccum nigrum**. **Canker** on thornless blackberry.

## Eutypa

Ascomycetes, Xylariales, Diatrypaceae

Stroma effuse; perithecia with necks at right angles to surface.

**Eutypa armeniaca** syn. **E. lata**. **Cytosporina Dieback** of apricot and of grape; **Twig Canker** on cherry and chokecherry. Anamorph state report-

ed from California in 1962, perithecia in 1965. Bark cankers with gum are formed at pruning wounds.

---

## Fusarium

### ► Rots.

**Fusarium moniliforme var. subglutinans** (see *Fusarium subglutinans*). **Pitch (Branch) Cankers** and **Shoot Dieback** on southern pine species, loblolly and pond pines.

**Fusarium oxysporum**. **Stem Canker** on peanut.

**Fusarium solani**. **Stem Canker** of sweetpotato, black walnut, oak, and poinsettia.

**Fusarium subglutinans** (formerly *Fusarium moniliforme* var. *subglutinans*). **Pitch (Branch) Cankers** and **Shoot Dieback** on southern pine species, loblolly and pond pines.

---

## Fusicoccum

Deuteromycetes, Coelomycetes

Pycnidia one to several in a stroma, spherical or flattened, subepidermal, erumpent; opening separately or with a common pore; conidiophores simple, short; conidia hyaline, one-celled, fusoid; parasitic or saprophytic.

**Fusicoccum amygdali**. **Twig Canker** of peach, increasingly important on peaches in North Atlantic coastal area. Leaf spots are large, irregular or circular, often zonate, brown with scattered pycnidia near center. Cankers at buds and bases of young twigs result in death of the distal portions; trunks of young trees may be girdled. Infections occur throughout the season at bud scales, stipules, fruit and leaf scars. Prune only in winter.

**Fusicoccum elaeagni**. **Canker** on Russian-olive.

---

## Gibberella

### ► Blights.

**Gibberella baccata**. **Twig Canker** of acacia, ailanthus, apple, boxwood, mimosa, mulberry, and also on other plants where twig blight is the most important symptom. ► [Blights](#).

---

## Gloeosporium

▶ Anthracnose.

**Gloeosporium** sp. **Canker** on holly.

**Gloeosporium** sp. (*Gnomonia rubi*, Teleomorph). **Canker** on thornless blackberry.

---

## Glomerella

▶ Anthracnose.

**Glomerella cingulata**. **Camellia Dieback, Canker**, widespread; sometimes on azalea, blackberry, bittersweet, rose, raspberry, soapberry, mountain-ash, and English ivy; also causing bitter rot of apple (▶ **Rots**) and anthracnose of various hosts (▶ **Anthracnose**). Camellia tips die back; leaves wilt, turn dull green and finally brown. The stem dries out, turns brown, and there is a girdle of dead bark. Elliptical cankers are present on older wood. Infection is solely through wounds, principally leaf scars in early spring but also through bark wounded by cultivating tools or lawn mowers, frost cracks, or the graft union.

Governor Moulton, Professor Sargent, and some other varieties are rather resistant; Flora Plena, Prince Eugene Napoleon, and many others are highly susceptible. Spraying with bordeaux mixture to prevent infection through leaf and bud scars gives fair control.

---

## Cryptosporiopsis (Glutinium)

Deuteromycetes, Coelomycetes

Pycnidia innate, without a stroma; spores borne at tip and sides of conidiophores, hyaline, one-celled.

**Cryptosporiopsis pruinosa** (formerly *Glutinium macrosporum*). **Canker, Fruit Rot** of apple.

**Glutinium macrosporum** (see *Cryptosporiopsis pruinosa*). **Canker, Fruit Rot** of apple.

## Griphosphaeria

Ascomycetes, Amphisphaeriales

Perithecial wall carbonaceous, mouths papillate; spores dark, with several cells.

**Discostroma corticola** (formerly *Griphosphaeria corticola* (Anamorph, *Seimatosporium lichenicola*). **Rose Canker, Dieback.** Cankers are formed near base of canes, often showing dark glistening pustules of conidia. Occasionally when the canker has girdled the cane, a large gall forms above the lesion (see Fig. 3.17). It resembles crown gall but is apparently due to interference with downward transfer of food. Cut out infected canes.

**Griphosphaeria corticola** (see *Discostroma corticola* (Anamorph, *Seimatosporium lichenicola*)). **Rose Canker, Dieback.** Cankers are formed near base of canes, often showing dark glistening pustules of conidia.

---

## Hendersonula

Deuteromycetes, Coelomycetes

Pycnidia black, stromata, one to several per stroma, locules occurring at different levels in stroma; conidophores long, flexuous; conidia often extruded in cirrhi; at first one-celled, hyaline to yellowish, later becoming three- to four-celled and dark.

**Hendersonula toruloidea.** **Canker** on *Arbutus menziesii*.


---

## Hymenochaete

Basidiomycetes, Aphyllophorales

Pileus, fruiting structure, resupinate, of several layers, with long, stiff, usually brown setae (cystidia).

**Hymenochaete agglutinans.** **Hymenochaete Canker** on apple, birch, hazelnut, sweetgum, mistletoe, and various young hardwoods. When an infected dead stem comes in contact with a live one, the mycelium forms a thin leathery fruiting body around the living stem, holding it to the dead stem. This resupinate structure is deep brown in the center, with a yellow margin. The stem is constricted at the point of encirclement, and the sapling usually dies in 2 or 3 years. If the dead stem is removed before girdling,



**Figure 3.17** *Discostroma* Canker on Rose

a sunken canker appears on one side, but this may be overgrown with callus and disappear. Do not leave severed stems in contact with living seedlings or saplings in nursery stands.

---

## Hypoxylon

Ascomycetes, Xylariales

Perithecia in a pulvinate stroma, often confluent and crustose; ascospores with one cell, rarely two, blackish brown; conidia in superficial layer on surface of young stroma.

**Hypoxylon mammatum.** **Hypoxylon Canker** of poplar. Aspen and large-tooth aspen are most commonly attacked, balsam poplar less frequently. This is usually a forest, rather than a home garden, disease. Trees less than 30 years old, growing on poor sites, are most susceptible. Trunk cankers start as small, yellow to reddish brown, slightly sunken areas, centering around a wound, there grow together to form a canker marked off by vertical cracks. The bark is mottled, gray, with black patches where the blackened cortex is exposed. Conidia appear in blisterlike stromata on first- and second-year cankers, whereas perithecia are formed on third-year cankers in hard, black stromata covered with a white pruinose coat. Ascospores are ejected in winter. Eliminate infected trees when thinning stands.

---

## Kabatina

Deuteromycetes, Coelomycetes

**Kabatina juniperi.** **Blight** on eastern red cedar; conidia produced in black acervuli on discolored foliage.

---

## Lachnellula

Ascomycetes, Helotiales

Apothecia mostly cup-shaped.

**Lachnellula willkommii** (Syn. *Trichoscyphello willkommii*). **Canker** of European larch (► *Dasyphypha*).



---

## Leptosphaeria

► Blights.

**Diapleella coniothyrium** (formerly *Leptosphaeria coniothyrium*). **Canker** on thornless blackberry.

**Leptosphaeria coniothyrium** (see *Diapleella coniothyrium*). **Canker** on thornless blackberry.

---

## Leucostoma

**Leucostoma cincta**. **Canker** on apple.

---

## Macrophoma

Deuteromycetes, Coelomycetes

Like *Phoma*, with discrete pycnidia arising innately, but with much larger spores; conidia hyaline; one-celled.

**Diplodia tumefaciens** (formerly *Macrophoma tumefaciens*). **Branch Gall Canker** of poplar. Nearly spherical round galls, not over 1 1/2 inches in diameter, at base of twigs, which usually die; not serious.

**Macrophoma candollei**. Associated with **Dieback** of boxwood but apparently saprophytic only. The large black pycnidia are, however, quite striking on straw-colored leaves.

**Macrophoma cupressi**. **Dieback** of Italian cypress.

**Macrophoma phoradendron**. Defoliates mistletoe, but it grows back.

**Macrophoma tumefaciens** (see *Diplodia tumefaciens*). **Branch Gall Canker** of poplar.

---

## Massaria

Ascomycetes, Pyrenulales

Spores dark, with several cells, oblong-fusiform, with mucous sheath.

**Massaria platani** (see *Splanthrorema platani*). **Canker**, widespread on branches of American, London, and California plane trees.

**Splanthrorema platani** (formerly *Massaria platani*). **Canker**, widespread on branches of American, London, and California plane trees.

## Melanconis

Ascomycetes, Diaporthales

Perithecia in an immersed black stroma; paraphyses present; spores two-celled, light; conidia superficial on a stroma.

**Melanconis juglandis**. **Walnut Canker**, **Butternut Dieback**, widespread on butternut, also on black, Japanese, and English walnut. The disease was first described from Connecticut in 1923, but evidently was responsible for slow dying of butternuts long before that. If trees have been previously weakened, the fungus proceeds rapidly; otherwise there is the slow advance of a weak parasite. Dead limbs are sprinkled with small, black acervuli, looking like drops of ink and occasionally, in wet weather, developing spore horns of olive gray conidia. In the teleomorph state, which is rare, perithecia are embedded in the bark singly or in groups. Mycelium invades bark and wood, with a dark discoloration, and grows slowly down a branch to the trunk. When the latter is reached, the tree is doomed. In final stages trees have a stag-headed effect from loss of leaves.

*Control*. Remove diseased branches promptly, cutting some distance below infection; remove trees developing trunk cankers; keep the rest growing well with food and water.

---

## Meria

Deuteromycetes, Hyphomycetes

Hyaline mycelium, branched; conidiophores simple, septate; conidia hyaline, one-celled, produced singly or in clusters.

**Meria laricis**, **Dieback** and **Blight**, on western larch seedlings.

---

## Monochaetia

Deuteromycetes, Coelomycetes

Acervuli dark, discoid or cushion-shaped, subcutaneous; conidia several-celled, dark median cells, hyaline end cells, and a single apical appendage; parasitic.

**Monochaetia mali** (see *Seiridium unicorne*). **Canker**, **Leaf Spot** of apple. **Seiridium unicorne** (formerly *Monochaetia mali*). **Canker**, **Leaf Spot** of

apple. Fungus enters through deep wounds and grows into wood, then attacks resulting wound callus and produces numerous fruiting bodies on exposed wood and callus layer. Killing of successive callus layers results in a canker similar to European apple canker. The disease is not common enough to be serious.

---

## Nectria

Ascomycetes, Hypocreales, Nectriaceae

Perithecia bright, more or less soft and fleshy, in groups, basal portion seated on a stroma; spores two-celled, hyaline or subhyaline (see Fig. 3.15).

**Nectria cinnabarina.** **Dieback, Twig Canker, Coral Spot**, cosmopolitan on hardwoods, most common on maples but also found on ailanthus, amelanchier, apple, crabapple, apricot, ash, blackberry, chokecherry, beech, birch, elm, hickory, horsechestnut, mimosa, linden, paper mulberry, pear, peach, sophora, locust, and honey locust. It may also appear in stem cankers on vines and shrubs—ampelopsis, barberry, boxwood, callicarpa, cotoneaster, currant, gooseberry, fig, honeysuckle, kerria, California laurel, rose, and syringa. The fungus is widespread as a saprophyte. On ornamental trees and shrubs it is weakly parasitic, producing cankers around wounds and at base of dead branches or causing a dieback of twigs and branches.

On maple, the fungus is more pathogenic, killing twigs, small branches, young trees, and girdling larger branches. It is more frequent on Norway maple and boxelder; it may also invade red, sycamore, Japanese, and other maples. First symptoms are small, depressed, dead areas in bark near wounds or branch stubs. Conspicuous flesh-colored or coral pink sporodochia, formed in dead bark, bear conidia. Later the pustules turn chocolate brown and form pockets, in which perithecia are produced. The canker is most common in severely wounded or recently pruned trees. Sapwood has a greenish discoloration. Open cankers are eventually formed with successive rolls of callus. Remove diseased wood and bark, cutting beyond the greenish discoloration.

**Nectria coccinea** var. **faginata.** **Nectria Beech Bark Canker** on beech in the Northeast. The disease occurs solely in connection with the woolly beech scale insects (*Cryptococcus fagi* and *C. fagisuga*), but it has caused high mortality in Canada, killing 50% of beech stands; it is epidemic in Maine on American beech and is now present in much of New England and New York.

The scale nymphs, covered with a woolly white down, cluster thickly around cracks and wounds in bark, often making trunk and branches appear to be coated with snow. The small yellow larvae establish themselves on the bark in autumn, each inserting its sucking organ, stylet, into the living bark, which shrinks and cracks. *Nectria* enters through these cracks and kills surrounding tissue in bark and cambium. When the cells are dead, the insects can no longer obtain food; therefore, they disappear.

White pustules of sporodochia are pushed out through dead bark, bearing elongate, three- to nine-celled, slightly curved macroconidia. Red perithecia, slightly lemon-shaped, appear in clusters on the bark, often so abundant that the bark appears red. After ascospores are discharged, the upper half of the perithecium collapses and sinks into the lower. The eventual canker is a deeply depressed cavity surrounded by callus. After the cambium dies, the leaves wilt; the twigs, branches, and roots finally die.

*Control.* Ornamental trees can be sprayed or scrubbed to kill the insects. A dormant lime sulfur spray is very effective. Oil sprays will kill the scale but may injure beech. Late summer spraying for crawlers can supplement the dormant spray.

***Nectria desmazierii*** (*Fusarium buxicola*, Anamorph). **Canker and Die-back** of boxwood (see Fig. 3.18).

***Nectria ditissima***. Sometimes reported but not confirmed in the United States; reports probably refer to *Nectria galligena*.

***Nectria fuckeliana***. **Canker** on fir.

***Nectria galligena*** (*Cylindrosporium mali*, Anamorph). **European Nectria Canker, Trunk Canker**, widespread on apple, pear, quince, aspen, beech, birch, maple, hickory, Pacific dogwood, and various other hardwoods. This is one of the more important diseases of apple and pear in Europe but is less serious in this country. In eastern United States it is primarily an apple disease; on the Pacific Coast it is more common on pear.

Young cankers are small, depressed or flattened areas of bark near small wounds or at base of dead twigs or branches, darker than the rest of the bark and water-soaked. Older cankers are conspicuous and somewhat like a target, with bark sloughed off to expose concentric rings of callus. Cankers on elm, sugar maple and birch are usually circular; those on oak irregular; on basswood elongate, pointed at ends. If the canker is nearly covered with a callus roll, it indicates that the infection is being overcome.

Small red perithecia are formed singly or in clusters on bark or on wood at margin of cankers. Ascospores discharged during moist weather are dis-



**Figure 3.18** Volutella Blight or "Nectria" Canker on Boxwood

seminated by wind and rain. Creamy-white sporodochia protruding through recently killed bark of young cankers produce cylindrical macroconidia and ellipsoidal microconidia. Invasion is through bark cracks or other wounds in living or dying, but not dead, wood. Infection is slow, with annual callus formation; only the smallest branches are likely to be girdled. Younger, more vigorous apple trees receiving nitrogenous fertilizer appear to be more susceptible.

*Control.* Remove and destroy small branches with cankers. Clean out trunk cankers and cut back to sound bark; treat with bordeaux paste. On the West Coast spray pome fruits immediately after leaf fall in autumn with bordeaux mixture to prevent infection through leaf scars.

**Nectria magnoliae.** **Nectria Canker**, similar to the preceding but found on magnolia and tuliptree.

---

## Neofabraea

### ► Anthracnose.

**Neofabraea perennans** (*Gloeosporium perennans*) (see *Pezicula malicorticis*). **Perennial Canker** of apple, also bull's-eye rot of fruit.

***Pezicula malicorticis*** (formerly *Neofabraea perennans* (*Gloeosporium perennans*)). **Perennial Canker** of apple, also bull's-eye rot of fruit. The disease is much like northwestern anthracnose. It often follows after winter injury or starts at pruning cuts where aphids congregate, or may appear after an application of wound dressing.

---

## Nummularia

Ascomycetes, Xylariales

Stroma superficial, composed entirely of fungus elements, covered with a conidial layer when young. Perithecia flask-shaped, embedded in stroma; spores one-celled, dark.

***Biscogniauxia marginata*** (formerly *Nummularia discreta*). **Blister Canker** of apple, crabapple, pear, mountain ash; also reported on serviceberry, birch, elm, magnolia, and honey locust. This is a major apple disease east of the Rocky Mountains, especially in Upper Mississippi and Lower Missouri River valleys, where millions of apple trees have been killed. Large and small limbs are affected. Cankers are dead areas, up to 3 feet long, mottled with living wood and dotted with numerous round cushions of stromata, looking like nailheads. Perithecia, with dark ascospores, are buried in the stromata; hyphae bearing small, light-colored conidia grow over the surface. The fungus enters through branch stubs, bark injuries, and other wounds.

*Control.* Avoid especially susceptible varieties like Ben Davis. Shape trees early to prevent large pruning wounds on older trees; the canker seldom appears on trees less than 10 years old. Shellac pruning cuts immediately; sterilize tools between cuts.

***Nummularia discreta*** (see *Biscogniauxia marginata*). **Blister Canker** of apple, crabapple, pear, mountain ash; also reported on serviceberry, birch, elm, magnolia, and honey locust.

---

## Ophionectria (Scoleconectria)

Ascomycetes, Hypocreales

Perithecia red to white, globoid, with a round ostiole, superficial, paraphyses lacking; spores needle-shaped to filiform, light colored.

***Ophionectria balsamea*** (see *Thyronectria balsamea*). **Bark Canker** of balsam fir.

**Ophionectria scolecospora** (see *Scoleconectria cucurbitula*). **Bark Canker** of balsam and alpine firs.

**Scoleconectria cucurbitula** (formerly *Ophionectria scolecospora*). **Bark Canker** of balsam and alpine firs.

**Thyronectria balsamea** (formerly *Ophionectria balsamea*). **Bark Canker** of balsam fir.

---

## Penicillium

Deuteromycetes, Hyphomycetes

Conidia in heads; conidiophores unequally verticillate at tip in whorls; globose conidia formed in chains, one-celled, hyaline or brightly colored in mass; parasitic or saprophytic.

**Penicillium vermoeseni**. **Penicillium Disease** of Ornamental palms, serious in southern California with symptoms varying according to type of palm. On queen palm (*Arecastrum* or *Cocos plumosa*) the disease is a trunk canker, which may remain inconspicuous for several years but leads to weakening and breaking of trunk. Infected trees should be removed at an early stage. On Canary date palm the disease is a leafbase rot, and on Washington a bud rot. ▶ [Rots](#).

---

## Pezicula

Ascomycetes, Helotiales

Apothecia similar to *Dermatea* but lighter.

**Pezicula carpineae**. **Bark Canker** of hornbeam.

**Pezicula corticola**. **Superficial Bark Canker** and **Fruit Rot**, rather common on apple and pears. Hyaline, one-celled conidia of the *Myxosporium* stage are formed in acervuli.

**Pezicula pruinosa**. **Canker** on branches of amelanchier.

---

## Phacidiella

Ascomycetes, Helotiales

Asci borne in hymenial layers, covered with a membrane until mature, then splitting; apothecia remain embedded in a stroma; paraphyses present; asci clavate.

**Phacidiella coniferarum** (Anamorph, *Phacidium coniferarum*). **Phomopsis Disease** of conifers. The fungus is usually saprophytic, but it is parasitic on Douglas-fir and larch in Europe and on living pine in Maine.

---

## Phomopsis

### ► Blights.

**Phacidiopycnis boycei** (formerly *Phomopsis boycei*). **Phomopsis Canker** of lowland white fir. Branches or main stem of saplings may be girdled and killed; there is often swelling at base of canker where dead tissues join living. The reddish brown needles of dead branches are prominent against living foliage.

**Phacidiopycnis piri** (Teleomorph, *Potabiamyces pyri*, formerly *Phomopsis discolor*). Pear branch canker and fruit rot.

**Phomopsis alnea**. **Canker** of European black alder.

**Phomopsis amygdali**. **Branch Dieback** on almond.

**Phomopsis boycei** (see *Phacidiopycnis boycei*). **Phomopsis Canker** of lowland white fir.

**Phomopsis discolor** (see *Phacidiopycnis piri*, see Teleomorph, see *Potabiamyces pyri*). Pear branch canker and fruit rot.

**Phomopsis elaeagni** (Syn. *Phomopsis arnoldia*). **Canker** of Russian-olive.

**Phomopsis gardeniae**. (Teleomorph, *Diaporthe gardeniae*). **Gardenia Canker, Stem Gall**, widespread in greenhouses. Although not reported until about 1933, this seems to be the most common gardenia disease. Symptoms start with brown dead areas on stem, usually near the soil line. The canker is first sunken, then, as the stem enlarges, swollen with a rough, cracked outer cork. The stem is bright yellow for a short distance above the canker, a contrast to its normal greenish white. When stems are completely girdled, the foliage wilts and dies; the plant may live a few weeks in a stunted condition. Flower buds fall before opening. When humidity is high, black pycnidia on cankers exude yellowish spore masses. Entrance is through wounds; spores may be spread on propagating knives. Infection often starts at leaf joints at the base of cuttings after they have been placed in a rooting medium. Because the cankers may be only slightly visible on rooted cuttings, the disease may be widely distributed by the sale of such cuttings.



*Control.* Use sterilized rooting medium. Use steam for a sand and peat mixture. Destroy infected plants; sometimes it is possible to wait until blooms are marketed.

**Phomopsis lirella** (Teleomorph, *Diaporthe vincae*). **Canker, Dieback** of vinca, and periwinkle.

**Phomopsis lokoyae.** **Phomopsis Canker** of Douglas-fir mostly on saplings in poor sites in California and Oregon. Long, narrow cankers, somewhat pointed at ends, develop during the dormant season after young shoots are infected. If the tree is not girdled during the first season, the canker heals over.

**Phomopsis mali.** **Bark Canker** of pear, and apple. The bark is rough.

**Phomopsis padina** (Telomorph, *Diaporthe decorticans*). **Canker, Twig Blight** of sour cherry.

**Phomopsis** sp. **Shoot Dieback** on peach.

## Phragmodothella

Ascomycetes, Dothideales

Asci in locules immersed in groups in a cushionlike stroma; spores hyaline, many-celled.

**Dothiora ribesia** (formerly *Phragmodothella*). **Dieback, Black Pustule** on currant, flowering currant, and gooseberry.

**Phragmodothella ribesia** (see *Dothiora ribesia*). **Dieback, Black Pustule** on currant, flowering currant, and gooseberry.

## Physalospora

► **Blight.**

**Botryosphaeria corticis** (formerly *Physalospora corticis*). **Blueberry Cane Canker**, in Southeast on cultivated blueberries. The fungus enters through unbroken bark, probably through lenticels, with cankers starting as reddish, broadly conical swellings, enlarging the next year to rough, black, deeply fissured cankers that girdle the shoots. The portions above cankers are unfruitful and finally die. Avoid very susceptible varieties like Cabot and Pioneer.

**Botryosphaeria obtusa** (formerly *Physalospora obtusa* (*Sphaeropsis malorum*)). **Dieback, Canker** of hardwoods, New York Apple-Tree Canker,

Black Rot of Apple. The fungus attacks leaves, twigs, and fruits, is more important east of the Rocky Mountains, and is found on many plants, including alder, ampelopsis, birch, bignonia, bittersweet, callicarpa, catalpa, ceanothus, chestnut, currant, cotoneaster, hawthorn, Japanese quince, maple, peach, pear, and persimmon. On hardwoods the canker is similar to that caused by *P. glandicola* on oaks. Limbs are girdled with large areas of rough bark with numerous protruding black pycnidia. For the fruit rot phase of this disease ► [Rots](#).

**Botryosphaeria quercuum** (formerly *Physalospora glandicola* (*Sphaeropsis quercina*, *Anamorph*)). **Sphaeropsis Canker, Dieback** of red, chestnut, and other oaks. Shade and ornamental trees of all ages may be killed. Infection may start anywhere through wounds but more often on small twigs and branches, passing to larger branches and trunk. Twigs and branches die; leaves wither and turn brown; infected bark is sunken, and wrinkled, with small black pycnidia breaking through. On larger stems the bark has a ridge of callus around the canker, the sapwood in this area turning dark with black streaks extending longitudinally for several inches. Numerous water-sprouts grow from below the dead crown. The fungus winters on dead twigs, producing a new crop of conidia in spring, readily infecting most trees weakened by unfavorable environmental conditions.

*Control.* Prune out diseased portions at least 6 inches below cankers. Fertilize and water to improve vigor. Remove seriously diseased trees.

**Botryosphaeria rhodina** (formerly *Physalospora rhodina*). **Black Rot Canker** of tung in Mississippi and Louisiana. Black, sunken cankers on trunks, limbs, twigs, and shoots, may girdle and kill trees. Rogue and burn diseased specimens.

**Glomerella cingulata** (formerly *Physalospora miyabeana*). **Willow Black Canker**, accompanying scab to form the disease complex known as willow blight in New England and New York. Starting in leaf blades, the fungus proceeds through petioles into twigs; it also causes cankers on larger stems, followed by defoliation. Pinkish spore masses of the anamorph *Gloeosporium* state are formed on dead twigs and branch cankers and then short-necked perithecia, which overwinter. Remove and destroy dead twigs and branches during the dormant period. Spray 3 times with bordeaux mixture, starting just after leaves emerge in spring.

**Physalospora cortices** (see *Botryosphaeria corticis*). **Blueberry Cane Canker**, in Southeast on cultivated blueberries.

**Physalospora glandicola** (*Sphaeropsis quercina*, *Anamorph*) (see *Botryosphaeria quercuum*). **Sphaeropsis Canker, Dieback** of red, chestnut, and other oaks.

**Physalospora miyabeana** (see *Glomerella cingulata*). **Willow Black Canker**, accompanying scab to form the disease complex known as willow blight in New England and New York.

**Physalospora obtusa** (*Sphaeropsis malorum*) (see *Botryosphaeria obtusa*). **Dieback, Canker** of hardwoods, New York Apple-Tree Canker, Black Rot of Apple.

**Physalospora rhodina** (see *Botryosphaeria rhodina*). **Black Rot Canker** of tung in Mississippi and Louisiana.

---

## Phytophthora

### ► Blights.

**Phytophthora cactorum.** **Bleeding Canker** of maple, beech, birch, elm, horsechestnut, linden, oak, sweetgum, and willow; **Crown Canker** of dogwood; **Dieback** of rhododendron; **Trunk Canker** of apple, almond, apricot, cherry, and peach.

*Bleeding Canker*, first noticed in Rhode Island on maple about 1939 and found in New Jersey the next year, is now present on many trees in the Northeast. The most characteristic symptom is the oozing of a watery light brown or thick reddish brown liquid from fissures in bark at the root collar and at intervals in trunk and branches. When dry, this sap resembles dried blood, hence the name, bleeding canker. Sunken, furrowed cankers are more definite on young trees than on older trees with rough bark. Symptoms are most prominent in late spring and early fall, with trees in moist situations most often affected. The fungus lives in the soil and advances upward from a primary root infection. Wilting of leaves and blighting of branches is evidently from a toxin. Mature trees have fewer, smaller, yellow-green leaves, and there is an acute dieback of branches. Reddish-brown areas with intense olive-green margins are found in wood extending vertically from roots to dying branches, marked at irregular intervals with cavities containing the watery fluid.

*Control.* Although there is no real “cure,” injecting trees with Carosel, a mixture of helione orange dye and malachite green, has inhibited the fungus and

neutralized the toxin. In some cases trees recover without treatment. Avoid heavy feeding; this seems to encourage the spread of disease and causes chronic cases to become acute.

*Crown Canker*, collar rot, is the most serious disease of dogwood reported in New York, New Jersey, and Massachusetts. The first symptom is a general unhealthy appearance, with leaves smaller and lighter green than normal, turning prematurely red in late summer. Leaves may shrivel and curl during dry spells (normal leaves often do likewise). Twigs and large branches die, frequently on one side of the tree. The canker develops slowly on the lower trunk near the soil level. Inner bark, cambium and sapwood are discolored; the cankered area is sunken; the bark dries and falls away, leaving wood exposed. Trees die when the canker extends completely around the trunk base or root collar. The fungus lives in the soil in partially decayed organic matter, and spores are washed to nearby trees. Entrance is through wounds. The disease affects transplanted dogwoods, seldom natives growing in woods.

*Control.* Transplant carefully, avoiding all unnecessary wounds; avoid hitting base with lawnmower, by using a wire guard around the tree. It is difficult to save trees already infected, but cutting out small cankers and painting the wound with bordeaux paste is worth trying. If trees have died from crown canker, do not replant with dogwoods in the same location for several years. *Rhododendron Dieback*, is a disease in which terminal buds and leaves turn brown, roll up, and droop as in winter cold. A canker encircles the twigs, which shrivel with the terminal portion wilting and dying. In shady locations leaves have water-soaked areas, changing to brown, zonate spots. Do not plant rhododendrons near lilacs, for they are blighted by the same fungus. Prune diseased tips well below the shriveled part, and spray after blooming with bordeaux mixture, two applications 14 days apart.

*Trunk Canker of Apple*, is an irregular canker often involving the entire trunk and base of scaffold branches, the first outward symptom a wet area on bark. Trees must be 5-years old or older for infection. Grimes Golden and Tomkins King are especially susceptible, often being completely girdled.

**Phytophthora cinnamomi.** **Basal Canker** of Maple, particularly Norway maple. Trees have a thin crown, fewer and smaller leaves, and die a year or two after cankers are formed at the base of the trunk. Sapwood is reddish brown; the roots decay. Remove diseased trees. Plant new Norway maples in good soil, well drained, rich in organic matter; treat injuries at base of

trunk promptly. See under Rots and Wilts for other manifestations of this pathogen.

**Phytophthora syringae**. **Pruning Wound Canker** of almond.

---

## Plenodomus

Deuteromycetes, Coelomycetes

Pycnidia dark, immersed, irregular in shape and opening irregularly; conidia hyaline, one-celled, oblong; parasitic.

**Aposphaeria fuscomaculans** (formerly *Plenodomus fuscomaculans*). **Canker** on apple.

**Plenodomus fuscomaculans** (see *Aposphaeria fuscomaculans*). **Canker** on apple.

---

## Pseudonectria

Ascomycetes, Hypocreales

Perithecia superficial, blight-colored, smooth; spores one-celled, hyaline.

**Pseudonectria rouselliana**. **Nectria Canker** of boxwood, **Leaf Cast, Twig Blight**. The perithecia are formed on dead leaves, but the fungus is thought to be the teleomorph state of *Volutella buxi*, which see.

---

## Pseudovalsa

Ascomycetes, Diaporthales

Perithecia in a stroma; spores dark, with several cells.

**Pseudovalsa longipes**. **Twig Canker** on coast live oak and white oak.

---

## Rhabdospora

Deuteromycetes, Coelomycetes

Pycnidia separate, not produced in spots, erumpent, ostiolate; conidiophores short, simple conidia hyaline, filiform to needle-shaped, with several cells; parasitic or saprophytic.

**Rhabdospora rubi** (see *Septocyta ruberum*). **Cane Spot, Canker** of raspberry.

**Septocyta ruberum** (formerly *Rhabdospora rubi*). **Cane Spot, Canker** of raspberry.

---

## Scleroderris

Ascomycetes, Helotiales

Apothecia black, opening with lobes, crowded together or with a stroma, short-stalked; spores hyaline, elongate, with several cells.

**Ascocalyx abietina** (formerly *Scleroderris lagerbergii* = *Gremmeniella abietina*). **Canker** on pine.

**Grovesiella abieticola** (formerly *Scleroderris abieticola*). **Canker** of balsam fir, on Pacific Coast. An annual canker, starting in autumn and ceasing when cambium is active in spring, is formed on twigs, branches, and trunks of saplings. Only twigs and small branches are girdled, and if this does not happen before spring, the wound heals over. Small black apothecia with short stalks appear on dead bark. Ascospore infection is through uninjured bark or leaf scars.

**Scleroderris abieticola** (see *Grovesiella abieticola*). **Canker** of balsam fir, on Pacific Coast.

**Scleroderris lagerbergii** Syn. *Gremmeniella abietina* (see *Ascocalyx abietina*). **Canker** on pine.

**Scleroderris lateritium**. **Canker** on pine.

---

## Sclerotinia

► Blights.

**Sclerotinia** (Syn. *Whetzelinia*) **sclerotiorum**. **Basal Canker** on Euonymus. **Stem Canker** and **Wilt** on sage.

---

## Septobasidium

Basidiomycetes, Septobasidiales

All species are on living plants in association with scale insects; the combination causes damage to trees. Fungus body variable, usually resupinate, dry, crustaceous or spongy, in most species composed of subiculum growing over bark; a middle region of upright slender or thick pillars of hyphae supports the top layer, in which hymenium is formed. Basidium transversely septate into two, three, or four cells, rarely one-celled; basidiospores elliptical, colorless, divided into two to many cells soon after formation, budding with numerous sporidia if kept moist. Some species with conidia.

The fungus lives by parasitizing scales, obtaining food via haustoria. The insects pierce the bark to the cambium, sometimes killing young trees. The fungus kills a few scales but protects many more in its enveloping felt or leathery covering, a symbiotic relationship. Spores are spread by scale crawlers and by birds. Most felt fungi are found in the South, abundant on neglected fruit, nut, or ornamental trees, rare on those well kept.

**Septobasidium burtii. Felt Fungus** on southern hackberry, beech, pear, apple, and peach. This is a perennial growth, with a new ring added to the patch each summer. Probasidia are formed during the winter, and four-celled basidia in spring.

**Septobasidium castaneum. Felt Fungus** abundant on willow and water oaks, and holly; may injure azaleas. The surface is smooth, shiny, chocolate brown to nearly black.

**Septobasidium curtisii. Felt Fungus**, widespread on many trees in the Southeast, commonly on sour gum (tupelo) and American ash, also on hickory, hawthorn, Japanese quince, and others. The felt, purple-black throughout, is mounded over the insects.

**Septobasidium pseudopedicellatum. Felt Fungus**, on citrus twigs, sometimes on main stem or branches of hornbeam. Surface is smooth, buff-colored over dark brown pillars.

---

## Solenia (Henningsomyces)

Basidiomycetes, Aphyllophorales

Fruiting layers erect, cylindrical, formed in groups, membranous.

**Cyphellopsis anomala** (formerly *Solenia (Henningsomyces) anomala*).  
**Bark Patch, Canker**, widespread on alder.

**Merismodes ochracea** (formerly *Solenia ochracea*). **Bark Patch** of birch, hornbeam, hickory, and alder.

**Solenia** (*Henningsomyces*) **anomala** (see *Cyphellopsis anomala*). **Bark Patch, Canker**, widespread on alder.

**Solenia ochracea** (see *Merismodes ochracea*). **Bark Patch** of birch, hornbeam, hickory, and alder.

---

## Sphaeropsis

Deuteromycetes, Hyphomycetes

Pycnidia black, separate or grouped, globose, erumpent, ostiolate; conidiophores short; conidia large, dark, one-celled, ovate to elongate, on filiform conidiophores. Some species have *Physalospora* as the teleomorph state.

**Sphaeropsis sapinea**. **Bleeding Canker** on pine.

**Sphaeropsis tumefaciens**. **Canker and Gall** on *Carissa*.

**Sphaeropsis ulmicola**. **Sphaeropsis Canker** of American elm. The disease spreads downward from small twigs to larger branches with a brown discoloration of wood just under the bark. Secondary shoots sometimes develop below the cankers. Trees weakened by drought or poor growing conditions are particularly susceptible. Prune out infected wood, cutting well below cankers.

---

## Stegosporium

Deuteromycetes, Hyphomycetes

**Stegosporium** sp. **Maple Canker, Dieback**. Reported from New Jersey. Large branches die back with conspicuous flagging. Black tarlike fruiting bodies are formed in cankers.

---

## Strumella

Deuteromycetes, Hyphomycetes

Sporodochia wartlike, gray to black, of interwoven hyphae; conidiophores dark, branches; conidia dark, one-celled, ovoid to irregular.

**Conoplea globosa** (formerly *Strumella coryneoidea*). **Strumella Canker** of oak, especially the red oak group, also on American beech and chestnut,



occasional on pignut and hickories, red maple, and tupelo. Primarily a forest disease, this canker may become important on red and scarlet ornamental oaks. Starting as a yellowish discoloration of bark around a dead branch or other point of infection, the canker develops into a diffuse lesion or into a target canker with concentric rings of callus. Whitish mycelium is present near outer corky bark, and the infected portion of the trunk may be flattened or distorted. Target cankers may be up to 2 feet wide and 5 feet long. The small black nodules bear no spores while trees are living, but after death dark brown spore pustules are formed, which blacken with age. New pustules are formed yearly. Canker eradication has been unsuccessful in forest stands. The diseased trees should be removed and utilized before spores can spread infection.

**Strumella coryneidea** (see *Conoplea globosa*). **Strumella Canker** of oak, especially the red oak group, also on American beech and chestnut, occasional on pignut and hickories, red maple, and tupelo.

---

## Sydowia

Ascomycetes, Dothidiales

Asci usually short, cylindrical, and relatively numerous, in spherical, ostiolate locules.

**Sydowia polyspora**. **Twig Dieback** on fir.

---

## Thyronectria

Ascomycetes, Hypocreales

Stroma valsoid with several perithecia, bright-colored; spores muriform, hyaline to subhyaline.

**Thyronectria austro-americana**. **Canker, Wilt** of honeylocust. Slightly depressed cankers ranging from pinhead size to 1/2 inch grow together and enlarge to girdle a branch. Underlying wood is streaked reddish brown for several inches from the canker, and there is often a gummy exudate. Some trees die, but many survive.

**Thyronectria balsamea**. **Canker** on fir.

**Thyronectria berolinensis**. **Cane Knot Canker** of fruiting and flowering currants.

---

## Trichothecium

► Rots.

**Trichothecium roseum.** Canker of rose.

---

## Tubercularia

Deuteromycetes, Hyphomycetes

Forms bright colored cushions, mostly on wood or bark; fine branching conidiophores bearing small, ellipsoidal hyaline conidia.

**Tubercularia ulmea.** Canker on Russian olive and honeylocust.

---

## Tympanis

Ascomycetes, Helotiales, Helotiaceae

Ascocarp cup-shaped; sclerotia absent; expiculum usually, if parallel hyphae.

**Tympanis confusa.** Canker on pine.

---

## Valsa

Ascomycetes, Diaporthales

Many perithecia in a circle in a stroma in bark; flask-shaped with long necks opening to the surface; spores hyaline, one-celled, curved, slender.

**Leucostoma cincta** (formerly *Valsa cincta*). **Perennial Canker** of peach, **Dieback**, also on nectarine. The fungus is apparently infective during the dormant season, entering through wounds, dead buds, leaf scars, and fruit spurs. It forms a canker complex with *V. leucostoma* and sometimes the brown-rot fungus. It is more common in northern latitudes than in southern, but is not important in well-cared-for orchards.

**Leucostoma kunzei** (formerly *Valsa kunzei*). ► *Cytospora kunzei*.

**Leucostoma personii** (formerly *Valsa leucostoma*). **Apple Canker**, **Dieback**, **Twig Blight** on apple, apricot, peach, pear, quince, plum, cherry, willow, and mountain-ash. The fungus is a weak parasite entering through wounds or twigs killed by frost.

**Valsa cincta** (see *Leucostoma cincta*). **Perennial Canker** of peach, **Dieback**, also on nectarine. **Valsa kunzei** (see *Leucostoma kunzei*). ▶ *Cytospora kunzei*.

**Valsa leucostoma** (see *Leucostoma personii*). **Apple Canker, Dieback, Twig Blight** on apple, apricot, peach, pear, quince, plum, cherry, willow, and mountain-ash. **Valsa salicina** (*Cytospora salicis*). **Twig and Branch Canker** of willow.

**Valsa sordida**. ▶ *Cytospora chrysosperma*.

---

## Vermicularia

Deuteromycetes, Coelomycetes

Like *Colletotrichum* but setae are scattered throughout the acervuli, not just marginal; spores hyaline, globose to fusoid.

**Vermicularia ipomoearum**. **Stem Canker** of morning glory.

---

## Volutella

▶ **Blight**s.

**Volutella buxi**. **Boxwood “Nectria” Canker, Volutella Blight**. The teleomorph state of the fungus is supposed to be *Pseudonectria rouselliana*, which see. As a canker the disease often follows after winter injury, with salmon-pink spore pustules on dying twigs, branches, and main stems. As a blight, the fungus spreads rapidly in moist weather in summer, attacking healthy twigs when humidity is high and often discernible at a distance by a straw yellow “flag.” On such yellowing branches the backs of leaves and the bark of twigs are both covered with the pinkish spore pustules.

**Control**. Cut out branches where the bark has been loosened by winter ice and snow. Have a yearly “housecleaning,” brushing out accumulated leaves and other debris from interior of bushes and cutting out all twigs with pink pustules. If there are signs of disease, follow cleaning with thorough spraying, from ground up through interior of bushes, with lime sulfur.

---

# CLUB ROOT

---

## Plasmodiophora

Plasmodiophoromycetes, Plasmodiophorales

This genus, founded on the club root organism, has a somewhat doubtful taxonomic position. Formerly considered a slime-mold, one of the Myxomycetes, then placed in the Chytridiales, lowest order of true fungi, it is now placed in a separate order, Plasmodiophorales.

Thallus amoeboid, multinucleate in host cell; spores lying free in host cell at maturity; frequently causing hypertrophy; parasitic on vascular plants.

**Plasmodiophora brassicae.** **Club Root** of cabbage and other crucifers; finger-and-toe-disease, on alyssum, brussels sprouts, cabbage, Chinese cabbage, candytuft, cauliflower, hesperis, honesty, peppergrass, garden cress, mustard, radish, rutabaga, stock, turnip, and western wallflower.

Club root was present in western Europe as early as the thirteenth century, but the true cause was not known until the classic paper of the Russian Woronin in 1878. The disease was important in the United States by the middle of the nineteenth century, and is now present in at least 37 states. Losses come from death of the plants and also from soil infestation, for susceptible crucifers cannot be grown again on the same land for several years, unless it is treated. The first symptom is wilting of tops on hot days, followed by partial recovery at night; affected plants may be stunted and not dead; outer leaves turn yellow and drop. The root system becomes a distorted mass of large and small swellings, sometimes several roots swollen like sweet potatoes, and sometimes joined in one massive gall. Lateral and tap roots are scabby and fissured, with rot starting from secondary fungi.

When diseased roots decompose, small spherical spores are liberated in the soil; they are capable of surviving there many years between crops. In spring, with suitable temperature and moisture, the resting spores germinate, each

becoming a motile swarm spore with a flagellum. This whiplike appendage is soon lost, and the organism becomes amoebalike, moving by protoplasmic streaming until it reaches a root hair or other root tissue. The plasmodium continues to grow and divide until it reaches the cambial cells, in which it develops up and down the root. The swelling is produced by division of plasmodia and of the infected cells. Eventually the multinucleate plasmodium breaks up into many small resting spores, each rounded up around a single nucleus. They are set free by the millions when the root rots, and are spread in soil clinging to shoes or tools and in drainage water, manure, and plant refuse. Spores are not seed-borne. Long-distance spread is probably by infected seedlings. Infection takes place chiefly in a neutral to acid soil, pH 5.0 to 7.0, at temperatures below 80°F, and when moisture of soil is above 50% of its water-holding capacity.

*Control.* Inspect seedlings carefully before planting. Dispose of infested crops with caution; resting spores passed through animals are still viable. A long rotation of crops has been recommended, combined with adding lime to soil, which must be applied in large amounts, about 6 weeks before the cabbage crop is set. This brings the pH too high to use potatoes as a following crop. Most turnip and rutabaga varieties are relatively resistant to strains of the club root organism present in the United States.

---

## DAMPING-OFF

Damping-off is the destruction of young seedlings by soil organisms. There are two types. Pre-emergence damping-off rots the sprouting seed before it breaks through the soil; it is recognized by bare spaces in what should be uniform rows. Such a poor stand may be due to poor viability of seed, but more often it is due to soil fungi functioning in cold, wet soils when germination is slow. Post-emergence damping-off is the rotting or wilting of seedlings soon after they emerge from the soil. Succulent stems have a water-soaked, then necrotic and sunken, zone at ground level; the little herbaceous plants fall over on the ground or, in woody seedlings, wilt and remain upright. Root decay follows. This type of damping-off is most common in greenhouses or outdoors in warm humid weather and where seedlings are too crowded. Tree seedlings in nursery rows are subject to this type of damping-off, and so are perennial flowers started in late summer for the next year.

Many fungi living saprophytically in the upper layers of soil can cause damping-off. *Pythium debaryanum*, *P. mastophorum* and *Rhizoctonia solani* are probably most common, but other species of these two genera and *Aphanomyces*, *Botrytis*, *Cylindrocladium*, *Diplodia*, *Fusarium*, *Macrophomina*, *Helminthosporium*, *Sclerotium rolfsii*, *Fusarium equiseti*, and *Phytophthora* may be important on occasion. A synergistic interaction of *Pythium myriotylum*, *Fusarium solani*, and *Meloidogyne arenaria* causes damping-off of peanut which has been reported in Florida. See under Rots for details. Also, *Caloscypha fulgens* (anamorph state, *Geniculodendron pyriforme*) causes damping-off of spruce seed, *Colletotrichum gloeosporioides* of papaya, *Colletotrichum acutatum* of flowering dogwood and *Fusarium moniliforme* var. *intermedia* of pine.

Damping-off is prevented by starting seed in a sterile medium, such as vermiculite, perlite, or sphagnum moss, or by treating the soil or the seed before planting. Commercial operators treat soil with steam or electricity.

Seed treatment, the coating of seed with a protectant dust, is crop insurance. In some seasons, good stands can be obtained without it, but it scarcely pays

to take a chance. Seed disinfection is used to kill organisms of anthracnose and other specific diseases carried on seed. The damping-off organisms are in the soil, not on the seed, and coating the seed with a chemical is intended to kill or inhibit fungi in the soil immediately surrounding the seed and so provide temporary protection during germination.

---

## DODDER


Dodders are seed plants parasitic on stems and other parts of cultivated or wild plants. They are leafless, orange to yellow twining vines, without chlorophyll and hence incapable of manufacturing their own food. They are called love vine, strangle weed, gold thread, hairweed, devil's hair, devil's ringlet, pull down, clover silk, and hell-bind, the last being most appropriate. There are about 40 species in the United States, causing serious agricultural losses in clovers, alfalfa, and flax, and becoming more and more important in gardens on ornamentals and sometimes vegetables. Dodders belong to the single genus *Cuscuta*, family Cuscutaceae, close to the morning-glory family.

Dodder seed is grayish to reddish brown, resembling small legume seed but roughened with three flattened sides. It germinates as ordinary seed but is synchronized to start a little later than its host seedlings. The parasite is a slender, yellowish, unbranched thread with the growing tip circling around in search of support. When it touches the host it twines like a morning-glory and puts out little suckers, haustoria, into the stem of the victim, after which its original connection with the soil dries up (see Fig. 3.19). Although seedlings can live for a few weeks without a susceptible host, they finally die if a connection is not established. Successful parasites continue to twine and to spread orange tendrils from one plant to the next, often making a tangle of matted orange hairs many feet across, with a black region in the center where plants have died. Such tangles are conspicuous in weeds along roadsides.

In ornamental plantings host plants are not often killed but exhibit stunting and pallor, symptoms of starvation. Minute scales or rudimentary leaves form on the dodder tendrils followed by dense clusters of beautiful white blossoms (sometimes pale pink or yellow), which ripen seed in late summer, with as many as 3000 seed being produced on a single plant.

**Cuscuta** spp. Much of the dodder infesting ornamentals is not readily identified as to species, but it is widespread on a great many shrubs, perennials and annuals. It is found very commonly on chrysanthemum, also strangling





**Figure 3.19** Dodder on Oleander

any other plant in the vicinity. Many hours may be spent cleaning up ivy and trumpet-vine, petunias and asters. Dodder is reported on camellias in the South. It is even a pest of house plants, if field soil has been used for the potting mixture. Dodder has, however, one virtue for plant pathologists. It is used as a bridge between plants to carry viruses and MLOs in testing their host range.

**Cuscuta americana** on citrus. **C. californica** on beet.

**Cuscuta coryli**. Hazel Dodder. **C. epithimum**. Clover Dodder on legumes.

**Cuscuta exaltata** on redbud, ilex, and sumac.

**Cuscuta gronovii**. Common Dodder on buttonbush, cucumber, raspberry, members of the potato family, and many garden ornamentals, including hedge plants.

**Cuscuta indecora**. Bigseed Alfalfa Dodder on alfalfa from Colorado westward, also on sweet pea and tomato.

**Cuscuta paradoxa** on rose, Texas and Florida.

**Cuscuta pentagona** (*C. arvensis*). Field Dodder, widely distributed, most common and serious east of Mississippi on many cultivated and wild herbaceous plants.

**Cuscuta planifera**. Littleseed Alfalfa Dodder, on some legumes in the West.

*Control.* Avoid dodder-infested seed. Commercial seed containing one or more dodder seed per 5-gram sample is prohibited entry into the United States. Many states have laws regulating sale of infested seed, but it may still be included inadvertently in a seed packet. If any contamination with rough, flat-sided seed is found, do not use any of the lot. Commercial dealers sometimes clean infested seed by screening or treating with an iron powder, which sticks to the rough dodder seed so it can be drawn out by magnets.

Before breaking new ground for a garden on native sod, examine it carefully. If dodder is found, burn over the area, then hoe lightly but repeatedly for several weeks to allow buried seed to germinate and die. When dodder is present on cultivated plants, the only thing to do is to remove and burn infested parts before seed is formed. Pulling off the orange tendrils is not sufficient. All parts of the plant attacked must be cut off and burned, for even a small fraction of a tendril left twined around a stem will start growing again.

A fungus, *Colletotrichum destructivum*, has been found to parasitize dodder and offers a slight possibility of biological control.

---

# DOWNY MILDEWS

Downy mildews, sometimes called false mildews, are Oomycetes, in the order Peronosporales and all in the family Peronosporaceae except *Phytophthora* in the Pythiaceae. They form mycelium in higher plants and produce sporangiophores that protrude through stomata in great numbers, their sporangia making white, gray, or violet patches on the leaves. The downy effect distinguishes these mildews from the true or powdery mildews that form white felty or powdery patches.

The sporangiophores are often branched; they bear a single sporangium at the tip of each branch simultaneously, or successively in *Phytophthora*. Sporangia germinate by swarm spores or with a germ tube as a conidium. An oospore, resting spores with external ridges or knobs, is formed in an oogonium, large globular multinucleate female cell, after it is fertilized by the antheridium, a smaller male cell. The oospores are set free by weathering and decay of host parts.

---

## Basidiophora

Oomycetes, Peronosporales

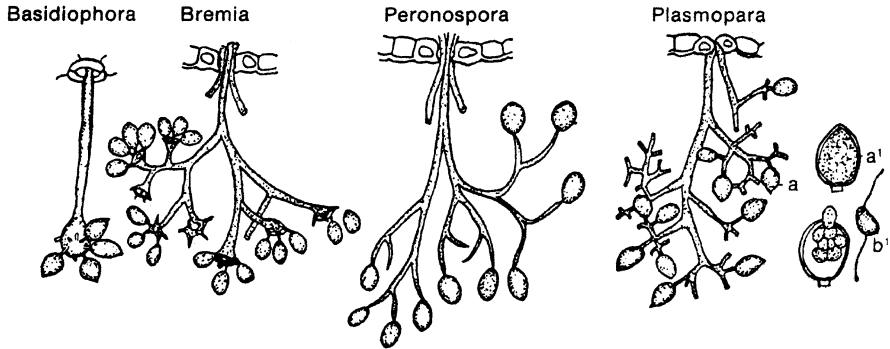
Sporangiophore a single trunk with a swollen apex from which short branches grow out, each bearing a nearly globose sporangium; germination by swarm spores; oospore wall not confluent with that of oogonium. Mycelium is intercellular, haustoria small, knoblike (Fig. 3.20).

**Basidiophora entospora.** Downy Mildew of aster, China aster, goldenrod, and erigeron. Aster losses are reported by commercial growers in the South, but apparently this is not an important garden problem.

---

## Bremia

Oomycetes, Peronosporales



**Figure 3.20** Downy Mildews Fruiting from Stomata on Underside of Leaves. *Basidiophora*, sporangiophore with swollen apex; *Bremia*, sporangiophore tip enlarged to a disc, dichotomous branching; *Peronospora*, sporangia on sharply pointed terminal branches; *Plasmopara*, on obtuse tips; **a** and **a'**, sporangium; **b'**, zoospore

Dichotomous branching of sporangiophores; tips enlarged into discs bordered with sterigmata bearing sporangia; swarm spores rare; germination usually by a germ tube protruded through an apical papilla (Fig. 3.20).

***Bremia lactucae*. Downy Mildew** of lettuce and other composites, endive, cornflower, centaurea, celtuce, escarole, romaine, and various weeds. First noticed around Boston in 1875, the disease is serious in greenhouses and in states where outdoor winter crops are grown. Light green or yellowish areas on upper surface of leaves are matched by downy patches on the under surface. Affected portions turn brown, and leaves die, the older ones first. Entrance is through stomata. The disease is worse in damp, foggy, cool weather (43° to 53°F).

**Control.** The pathogen has numerous physiological races so that lettuce varieties like Imperial 44 and Great Lakes that are resistant in some localities may not be so in others. Avoid excessive irrigation; eliminate crop residue and weeds.

## Peronospora

Oomycetes, Peronosporales

Mycelium intercellular; haustoria in a few species short and knoblike, but in most filamentous and more or less branched. Sporangiophore with erect trunk two to ten times dichotomously branched, with branches somewhat reflexed and terminal branches sharp-pointed; sporangia colored, lacking an apical papilla, germinating from an indeterminate

point on the side. Oospores smooth or variously marked, germinating by germ tubes (see Fig. 3.20).

**Peronosclerospora sorghi** (formerly *Peronospora sorghi*). Downy mildew, on sweet corn.

**Peronospora antirrhini**. **Snapdragon Downy Mildew**, reported from California, Oregon, Oklahoma, Pennsylvania, and Maryland.

**Peronospora arborescens**. **Downy Mildew** of prickly-poppy on leaves, buds, and capsules. Yellow or light brown blotches on upper leaf surface turn dark, with light gray mold on the underside. The fungus winters in old plant debris in soil. Remove and burn infected plants. Use clean seed.

**Peronospora arthuri**. **Downy Mildew** of godetia, clarkia, gaura, and evening primrose.

**Peronospora destructor**. **Onion Downy Mildew, Blight**, general on onion, shallot, *Vidalia* sweet onion, and garlic. One of the more serious diseases of onion, reported in the United States in 1884. All varieties are susceptible, but red onions have some resistance. Reduction in yield may be as high as 75%. The first sign of onion mildew is the production of conidiophores with a purplish tinge a short distance back from tips of older leaves. Leaves turn yellow, wither, and break over; seedstalks may be infected. Onion mildew is sporadic, abundant in years of heavy rainfall. Spores, produced in great numbers in rain or when plants are wet with dew, lose vitality quickly when exposed to sun. Low temperature, optimum 50°F, favors infection. The fungus winters as mycelium in bulbs, in overwintering plants in mild areas, or as oospores in soil. Perennial onions in home gardens are considered an important source of primary inoculum, but oospores have been known to survive 25 years in soil.

*Control.* Calred is a resistant variety adapted to California. More onion seed is being produced in Idaho, where dry summers preclude mildew.

**Peronospora dianthicola**. **Carnation Downy Mildew**, common in California on seedlings. Leaves turn pale, curl downward; terminal growth is checked, and plants may die. There is a white growth on lower leaf surfaces.

**Peronospora effusa**. **Spinach Downy Mildew, Chard Blue Mold**, found wherever spinach and swiss chard are grown, absent some seasons, nearly destroying the crop in others. Large pale yellow spots grow together to cover all or part of the leaf; lower leaves are infected first, and then the blight is scattered through the plant. Gray to violet mold forms on underside of leaves;

sometimes the whole plant decays and dries. Initial infection comes from oospores in the soil; it requires humidity above 85% and a mean temperature between 45° and 65°F for a week. Secondary infection is from conidia. The fungus is an obligate parasite and does not live over on hosts other than spinach.

*Control.* Plant on well-drained, fertile ground; do not crowd; if overhead irrigation is used, water early on sunny days; practice a 2- to 3-year crop rotation. Resistant varieties such as Califlay and Texas Early Hybrid 7 are being introduced.

**Peronospora farinosa** (formerly *Peronospora schactii*). **Beet Downy Mildew**, on beet, sugar beet, and swiss chard. Inner leaves and seedstalks are stunted and killed, covered with violet down. The disease appears on the Pacific Coast during the fall rainy season. Oospores can survive in the soil several years.

**Peronospora fragariae. Strawberry Downy Mildew.**

**Peronospora grisea**, on veronica, a grayish mildew on underside of leaves.

**Peronospora manshurica. Soybean Downy Mildew**, general. Yellow-green foliage spots turn brown, with a grayish mold underneath; there may be premature defoliation. The pathogen winters as mycelium in seed and oospores in soil. There are at least three races.

**Peronospora myosotidis. Forget-Me-Not Downy Mildew**, also on lap-pula. Pale spots on upper surface of leaves, with downy growth underneath.

**Peronospora oxybaphi**, on sand verbena and four-o'clock.

**Peronospora parasitica**, on garden cress; **P. leptosperma**, on artemisia;

**P. linariae**, on linaria; **P. lophanthi**, on agastache.

**Peronospora parasitica. Downy Mildew** of crucifers, general on cabbage, Chinese cabbage, broccoli, cauliflower, horseradish, radish, turnip, cress, peppergrass, also on sweet alyssum, arabis, arugula, stock, and hesperis. Chief damage is to cabbage seedlings or plants grown for seed. Leaf lesions are light green, then yellow, with downy mold on both sides of the leaf in the widening yellow zone but not in the dead, shrunken, gray or tan central portion. Secondary fungi often cover dead parts with a black sooty mold. Fleshly roots of turnips and radishes may be discolored internally. Warm days and cool nights favor the disease. The pathogen lives between crops in perennial plants or winter annuals. There are several strains of *P. parasitica*; one, often reported as *P. matthiolae*, blights stock in greenhouse and nursery. Leaves wilt; tender stems and flower parts are stunted and dwarfed.

*Control.* Avoid crowding plants; keep foliage dry. Spray cabbage seedlings; repeat two or three times a week until plants are set in field. Treat heading cabbage every 6 or 7 days beginning 1 to 3 weeks before harvest.

**Peronospora pisi.** **Pea Downy Mildew.** Water-soaked tissue and white growth appear on any aerial plant part. The mycelium winters in vetch stems, fruiting there in spring, and spores are disseminated back to peas. The disease is not important enough for control measures.

**Peronospora potentillae.** **Downy Mildew** of agrimony and mock strawberry.

**Peronospora radii.** **Downy Mildew** of Marguerite daisy, *Argyranthemum frutescens* (formerly *Chrysanthemum frutescens*).

**Peronospora rubi.** **Downy Mildew** of blackberry, dewberry, and black raspberry.

**Peronospora rumicis.** **Rhubarb Downy Mildew.** A European disease reported from California on garden rhubarb. Fungus winters in rootstalks and grows up into new leaves.

**Peronospora schactii** (see *Peronospora farinosa*). **Beet Downy Mildew**, on beet, sugar beet, and swiss chard.

**Peronospora sorghi** (see *Peronosclerospora sorghi*). **Downy mildew**, on sweet corn.

**Peronospora sparsa.** **Rose Downy Mildew**, chiefly on roses under glass, rarely outdoors. Young foliage is spotted, leaves drop; flowers are delayed or unmarketable. Abundant spores are produced on undersurface of leaves. To control, keep humidity below 85% and daytime temperature relatively high.

**Peronospora statices.** **Downy Mildew** on statice.

**Peronospora tabacina.** **Blue Mold** of tobacco, **Downy Mildew**; also on eggplant, pepper, and tomato. This is a seedling disease that can be controlled by sprays on eggplant and pepper; it is unimportant on tomato.

**Peronospora trifoliorum.** **Downy Mildew** of lupine, and alfalfa.

---

## Phytophthora

### ► Blights.

**Phytophthora phaseoli.** **Downy Mildew** of lima bean, most important in Middle and North Atlantic states, in periods of cool nights, heavy dews, and fairly warm days. Some seasons it takes 50 to 90% of the crop; in other

years it is of little consequence. The white downy mold is conspicuous on the pod, either in patches or covering it completely. The fungus grows through the pod wall into the bean, then the pod dries, turns black. On leaves the white mycelial weft appears sparingly, but veins are often twisted, purplish, or otherwise distorted. Young shoots and flowers are also attacked, bees and other insects carrying spores from diseased to healthy blossoms. The fungus fruits abundantly on pods, stems, and leaves; spores are splashed by rain.

*Control.* Use seed grown in the West where mildew is not present; plan a 2- to 3-year rotation. Copper dusts are satisfactory.

---

## Plasmopara

Oomycetes, Peronosporales

Sporangiophores with monopodial branches, with obtuse tips, arising more or less at right angles; haustoria unbranched and knoblike; sporangia (conidia) small, hyaline, papillate, germinating sometimes by germ tubes but usually by swarm spores; oospores yellowish brown, outer wall wrinkled, sometimes reticulate, oogonial wall persistent but not fused with oospore wall (see Fig. 3.20).

**Plasmopara acalyphae.** **Acalypha Downy Mildew.**

**Plasmopara geranii** on geranium. **P. gonolobi** on gonolobus.

**Plasmopara halstedii.** **Downy Mildew** of bur-marigold, centaurea, erigeron, eupatorium, gnaphalium, goldenrod, hymenopappus, Jerusalem artichoke, ratibida, rudbeckia, senecio, silphium, verbesina, and vernonia. Zoospores germinate in soil moisture and invade seedlings via root hairs; mycelium moving up into stem and leaves causes early wilting and death. Older plants may not die but exhibit a light yellow mottling. Sporangio-phores project through stomata on underside of leaves. The fungus winters in seed and as oospores in soil.

**Plasmopara crustosa** (formerly *Plasmopara nivea*). **Downy Mildew** of carrot, parsley, parsnip, and chervil. Yellow spots on upper surface of foliage and white mycelial wefts on under surface turn dark brown with age. The disease is relatively infrequent, important when plants are so crowded they cannot dry off quickly after rain or heavy dew. Control by spacing rows properly.

**Plasmopara nivea** (see *Plasmopara crustosa*). **Downy Mildew** of carrot, parsley, parsnip, and chervil.



**Plasmopara pygmaea**, on anemone, and hepatica. Fine white mildew covers underside of leaves; plants are distorted, stems aborted.

**Plasmopara viburni**. **Viburnum Downy Mildew**.

**Plasmopara viticola**. **Grape Downy Mildew**, general on grape, also on Virginia Creeper and Boston ivy. This is a native disease, endemic in eastern United States, first observed in 1834 on wild grapes. It appeared in France after 1870, imported with American stock resistant to the Phylloxera aphid, and in a few years had become as ruinous to the wine industry of Europe as the potato blight had been to Ireland. The efficacy of bordeaux was first discovered in connection with this mildew.

In this country downy mildew is most destructive on European varieties of grape. Pale yellow spots, varying in form but often nearly circular and somewhat transparent, appear on upper leaf surfaces, and a conspicuous white coating appears on lower surfaces. The spots turn brown with age; in dry weather the downy growth is scanty. Young canes, leafstocks, and tendrils may be infected; flowers may blight or rot; young fruits stop growing, turn dark, and dry with a copious grayish growth. Older fruits have a brown rot but lack the mildew effect. Fruits from diseased vines have less juice; bunches are very poorly filled.

Initial infection comes from a swarm spore stopping on the lower side of a leaf, putting out a germ tube and entering through a stoma. In 5 to 20 days the mycelium has spread through the leaf between cells, obtaining food through thin-walled, globular haustoria. The hyphae mass in compact cushions just beneath the stomata; under humid conditions a few grow out through the openings and develop into branched conidiophores (sporangiophores). Each has three to six main branches, and they branch again. The terminal branches end in two to four short, slender sterigmata, each of which produces a single multinucleate spore. With moisture, each nucleus with adjacent protoplasm is organized into a swarm spore, motile with two cilia. They swim around for a while, then settle down, absorb their cilia, and put out a germ tube. If they happen to be on the upper side of a leaf, nothing happens; if on the lower surface, the germ tube may reach a stoma and start an infection.

Toward the end of the growing season thick-walled resting spores, oospores, are produced in intercellular spaces of the infected leaves. These are set free in spring by disintegration of host tissue, are rain-splashed to other vines, and germinate by production of a short, unbranched hypha bearing a single large sporangium, to start the cycle anew.

*Control.* Copper sprays are effective. Apply bordeaux mixture immediately before and just after blooming; repeat 7 to 10 days later and possibly when fruit is half grown. Destroy fallen leaves by burning.

---

## **Pseudoperonospora**

Oomycetes, Peronosporales

Like *Plasmopara* but with branches of sporangiophores forming more or less acute angles; tips more acute.

**Pseudoperonospora celtidis.** Downy Mildew of hackberry.

**Pseudoperonospora cubensis.** Downy Mildew of cucurbits, destructive to cucumber, muskmelon, and watermelon, particularly along the Atlantic seaboard and the Gulf Coast, occasional on gourd, pumpkin, and squash. The disease was first noted in 1889 in New Jersey, and in 1896 destroyed most of the cucumbers on Long Island. Irregular yellow spots appear on upper leaf surfaces, often on leaves nearest the center of the hill. The lesion is brown on the opposite side, covered with a purple growth in rain or dew. The whole leaf may wither and die, with the fruit dwarfed to nubbins and of poor flavor. The fungus does not live in the soil and is not prevalent in the North until July or August. It winters in greenhouses or comes up from the South by degrees. Sporangia are spread by wind and cucumber beetles. The disease is favored by high humidity, but temperatures need not be as cool as for other downy mildews.

*Control.* Resistant cucumbers are of rather poor quality. Cantaloupe varieties Texas Resistant No. 1 and Georgia 47 combine resistance to aphids with resistance to downy mildew.

---

## **Sclerospora**

Oomycetes, Peronosporales

Oospore wall confluent with that of oogonium; sporangiophore typically stout with heavy branches clustered at apex; mycelium intercellular, with small, knoblike, unbranched haustoria; germination by germ tube or swarmspores. Common in moist tropic regions on corn, millet, sorghum, and sugar cane.

**Sclerospora farlowii.** Downy Mildew of Bermuda grass, in the Southwest. Short, black, dead areas prune off tips of leaves without serious damage to grass. Tissues are filled with thick-walled, hard oospores.

**Sclerospora graminicola** on cereals.

**Sclerophthora macrospora** (formerly *Sclerospora macrospora*). Downy Mildew of oats, crazy top of corn, wheat, barley, St. Augustinegrass, Kentucky bluegrass and wild grasses. Plants bunch owing to shortening of internodes.

---

# FAIRY RINGS

Several species of mushrooms growing in circles in lawns and golf greens cause a condition known as fairy ring, rather common when the soil is quite moist and contains a superabundance of organic matter. Less commonly, some of these mushrooms are responsible for a poor condition of other herbaceous plants and of roses. The chief symptom in turf is the appearance of continuous or interrupted bands of darker green, due to the fungus mycelium breaking down organic matter into products easily assimilated by grass roots. Following the zone of stimulated growth there may be a zone of dying grass due to temporary exhaustion of nutrients, or to toxic substances from the mushroom mycelium, or because a layer has developed that is rather impervious to water. The green rings are more conspicuous on underfertilized lawns, and their presence can sometimes be masked by adequate fertilization. Breaking off the mushrooms, possibly spiking the sod, is all the control ordinarily recommended.

The following species are merely representative of the Basidiomycetes found in fairy rings. They are in the order Agaricales, family Agaricaceae.

**Cyathus stercoreus (Bird's Nest Fungus).** Fairy Ring on turf.

**Lepiota morgani.** On turf and also in rose greenhouses, causing poor growth. The caps are 2 to 12 inches across, white with scattered brown scales; flesh white; gills green when mature, spores green turning yellow, stem bulbous at base with a large ring (annulus). Poisonous, though other members of this genus, also causing fairy rings, are edible.

**Marasmius oreades.** Cap 2 inches or less, convex to plane, thin, tough, withering but not decaying; gills free from stem; spores white. Edible.

**Psalliota (Agaricus) campestris.** Cap 1 1/2 to 3 inches; white, silky, nearly flat; flesh white to pinkish; gills pink, then brown; spores brownish purple; stem white, with a ring when young. Edible.

Other Basidiomycetes found on lawns in moist weather include puffballs, which are very good eating when white and firm inside, and bird's nest fungi, which are tiny cups filled with "seed," resembling a nest of eggs.

## **Trechispora**

Basidiomycetes, Aphyllophorales

**Trechispora alnicola.** Blight, Fairy Ring of Kentucky bluegrass.

---

# FRUIT SPOTS

Many fruit blemishes are symptoms of rot diseases and are treated under Rots; others are due to physiological disturbances; a few others, limited to fruits and known primarily as fruit spots or specks, are included here.

---

## Aureobasidium

Deuteromycetes

Yeast-like growth characteristics.

**Aureobasidium pullulans.** Fruit Russet on apple.

---

## Cribropeltis

Deuteromycetes, Coelomycetes

Brown mycellium, branches profusely; black, irregularly circular pycnidia; simple, hyaline, clavate conidiophores; pale, oblong, straight or slightly curved conidia.

**Cribropeltis citrullina.** Fly Speck of watermelon fruits.

---

## Zygothiala

► Blotches.

**Zygothiala jamaicensis** (*Schizothyrium pomi*). Fly Speck on apple.

---

## Helminthosporium

► Blights.

**Helminthosporium papulosum.** **Black Pox** on apples and pears in eastern states. Fruit spots are small, sunken, dark, scattered in profusion over the surface. Blackish papules on bark are followed by a pitted or scaly condition. Spray with sulfur (except at high temperatures).

---

## Microthyriella

Ascomycetes, Hemisphaeriales

Vegetative mycelium lacking; stromata with radial structure appearing as black superficial dots on leaves or stems.

**Microthyriella rubi** (see *Schizothyrium pevexiguum*). **Fly Speck** of pome fruits, general on apple, also on pear, quince, citrus fruits, banana, Japanese persimmon, plum, blackberry, raspberry, and grape.

**Schizothyrium pevexiguum** (formerly *Microthyriella rubi*). **Fly Speck** of pome fruits, general on apple, also on pear, quince, citrus fruits, banana, Japanese persimmon, plum, blackberry, raspberry, and grape. The pathogen has long been recorded as *Leptothyrium pomi*, but this is apparently a misconception. The anamorph state is *Zygothiala jamaicensis*, originally isolated from banana and recently reported as causing a greasy blotch of carnations. Flyspeck is often associated with sooty blotch on apples, but the two diseases are distinct. Flyspeck looks like its name, groups of 6 to 50 very small, slightly elevated, superficial black dots connected with very fine threads. Spots may extend entirely around blackberry canes and shoots.

---

## Mycosphaerella

► Anthracnose.

**Mycosphaerella pomi.** **Brooks Fruit Spot, Phoma Fruit Spot.** Quince Blotch, of apple and quince, most prevalent in northeastern states. Spots appear on fruits in July or early August, deeper red on the colored face of apples, darker green on the lighter surface. They are irregular, slightly sunken, more abundant near the calyx end of the fruit, usually with centers flecked with black. The symptoms on quince are more of a blotch than a definite spot.

## **Rhodotorula**

**Rhodotorula glutinis**. **Fruit Russet** on apple.



---

# GALLS

Galls are local swellings, hyperplastic enlargements of plant tissue due to stimulation from insects, bacteria, fungi, viruses, and occasionally physiological factors. Crown gall, a common and serious problem, is discussed under Bacterial Diseases. Cedar galls are treated under Rusts. See Black Knot for hypertrophy of plum branches.

---

## Exobasidium

Basidiomycetes, Exobasidiales

Mycelium intercellular with branched haustoria entering host cells; basidia extend above the layer of epidermal cells much like the layer of asci in *Taphrina*; each basidium bears two to eight basidiospores. Species cause marked hypertrophy in the Ericaceae.

**Exobasidium vaccinii.** Leaf Gall, widespread on flame azalea.

**Exobasidium burtii.** Leaf Gall, Yellow Leaf Spot on azalea and rhododendron.

**Exobasidium camelliae.** Camellia Leaf Gall on camellia in the Southeast, more common on sasanqua than on japonica. Symptoms are a striking enlargement and thickening of leaves and a thickening of stems of new shoots. Diseased leaves are four or more times as wide and long as normal leaves, very thick and succulent. Color of the upper surface is nearly normal, but the underside is white with a thin membrane that cracks and peels back in strips or patches exposing the spore-bearing layer. There is seldom more than one diseased shoot on a stem, and not many on the whole bush; so the disease does not cause serious damage.

*Control.* Handpicking of affected parts, searching carefully for diseased leaves at base of new growth, removing them before spores are formed, keeps sporadic infection at a minimum. Spraying with a low-lime bordeaux may be effective but is seldom necessary.

**Exobasidium oxycocci.** Cranberry Rose Bloom, Shoot Hypertrophy on cranberry, and manzanita. The disease appears in cranberry bogs soon after water is removed in spring. Bud infection results in abnormal lateral shoots with enlarged, swollen, pink or light rose distorted leaves that somewhat resemble flowers. Excessive water supply promotes the disease. Remove water early in spring. If necessary, spray with bordeaux mixture.

**Exobasidium rhododendri.** Rhododendron Leaf Gall. Large vesicular galls, especially on *Rhododendron catawbiense* and *R. maximum*.

**Exobasidium symploci.** Bud Gall on sweetleaf.

**Exobasidium uvae-ursi.** Shoot Hypertrophy of bearberry.

**Exobasidium vaccinii.** Azalea Leaf Gall, Red Leaf Spot, Shoot Hypertrophy of andromeda, arbutus (*A. menziesii*), bearberry, blueberry (fruit green spot), box sandmyrtle, chamaedaphne, cranberry, farkleberry, huckleberry, ledum, leucothoë, manzanita, and rhododendron. On azaleas and other ornamentals the galls are bladder-shaped enlargements of all or part of a leaf, sometimes a flower bud (see Fig. 3.21). They are white or pink, soft and succulent when young, brown and hard with age. This is seldom a serious disease but in wet seasons, particularly in the South, and in shaded gardens, the number of galls may become rather alarming. On cranberries and blueberries the gall is a small, round, red blister in the leaf, with spores packed in a dense layer on the underside. The fungus is systemic in blueberries, fruiting on the leaves in June and July.

*Control.* Handpick and destroy galls as they appear. Spraying is seldom required for cranberries and other fruits.


**Exobasidium vaccinii-uliginosi.** Shoot and Leaf Gall, Witches' Broom of rhododendron, manzanita, and mountain heath. An excessive number of twigs is formed on infected branches. Leaves are yellowish white covered with a dense mealy fungus growth. The mycelium penetrates the whole plant so that it is wiser to remove the shrub than to attempt remedial measures.

---

## Fusarium

### ► Rots.

**Fusarium decemcellulare** (Teleomorph, *Nectria rigidiuscula*). Gall on midge.



**Figure 3.21** Azalea Leaf Gall

---

## Kutilakesa

Deuteromycetes, Hyphomycetes

Sporodochia erumpent, pale olive-green, cushion-shaped; similar to *Kutilakesopsis* but differs by having larger two-celled conidia; teleomorph state is *Nectriella*.

**Kutilakesa pironii.** **Stem and Leaf Gall, Cankers** on croton, zebra plant, and *Clorodendron*.

---

## Nocardia

Actinomycetales

Related to bacteria with mycelial filaments breaking up into rod forms.

**Nocardia vaccinii.** **Blueberry Bud-Proliferating Gall**, first observed in Maryland in 1944, described as a new species in 1952. Galls, similar to crown gall, are formed at the soil line. Abnormal buds abort at an early stage or grow into weak shoots, 1 to 6 inches high, forming a witches' broom effect.

---

## Phoma, Phomopsis

► Blights.

**Phoma** sp. or **Phomopsis** sp. **Stem Gall** on winter jasmine, privet, forsythia, and rose, at scattered locations. Both pathogens have been reported causing roundish, rather rough stem enlargements on ornamentals. It has not been determined whether more than one fungus is involved.

---

## Plasmopara

► Downy Mildew.

**Plasmopara halstedii.** **Basal Gall** on sunflower.

---

## Protomyces

Archiascomycetes, Taphrinales

**Protomyces gravidus.** **Stem gall** on ragweed.

**Protomyces macrosporus.** **Leaf gall** on hedge parsley (*Torilis* sp.).

---

## Sphaeropsis

► Cankers.

**Sphaeropsis tumefaciens.** Canker and Gall on *Carissa*.

---

## Synchytrium

Chytridiomycetes, Chytridiales

Mycelium lacking; thallus converted into a sorus with a membrane, at maturity functioning in entirety as a resting sporangium or divided to form many sporangia in a common membrane; zoospores with one cillum at posterior end. Various species cause excrescences on leaves and fruit; potato wart.

**Synchytrium anemones.** Leaf Gall, Flower Spot of anemone and thalictrum. Flowers are spotted, distorted, dwarfed, and may fall. Red spots are formed on leaves and stems.

**Synchytrium aureum.** Red Leaf Gall, False Rust on many plants, 130 species in widely separated genera, including calypha, artemisia, clintonia, delphinium, geum, golden-glow, marsh-marigold, and viola. Pick off and burn affected parts.

**Synchytrium endobioticum.** Potato Wart, Black Wart of potatoes, a warty hypertrophy of tubers. A European disease wart was found in 1918 in backyard gardens in mining towns of Pennsylvania, Maryland, and West Virginia. Diseased tubers had apparently been brought in by immigrants. A strict quarantine was placed on infested districts, and there has been no spread to commercial potato fields. The disease shows as prominent outgrowths or warts originating in the eyes, varying from the size of a pea to that of the tuber itself. Numerous yellow sporangia are released into the soil by decay of the malformed tissue. The disease, which may affect other species of *Solanum*, is spread by contaminated soil or infected tubers. Buds and adventitious shoots of tomato are infected below the soil line.

**Control.** By 1953 potato wart had been eradicated from more than half of the 1112 infested gardens in Pennsylvania. The plan called for applying copper sulfate the first year, keeping the land clean and cultivated, applying lime the next year, growing vegetables the third year, and going back to potatoes the fourth year to test results.

**Synchytrium vaccinii. Red Leaf Gall** on cranberry, azalea, chamaedaphne, gaultheria, and ledum, from New Jersey northward. On cranberry the disease appears just before blossoms open. Buds, flowers and young leaves are covered with small, red, somewhat globular galls about the size of birdshot; affected shoots bear no fruit. The disease is erratic in appearance but is most frequent in bogs that have excessive or uneven water supply.

**Synchytrium** sp. **Stem Gall** on castor bean, in Texas. Small red galls on stems, petioles, and leaves of seedlings.

---

# LEAF BLISTER AND LEAF CURL DISEASES

A single genus, *Taphrina*, is responsible for most of the hyperplastic (overgrowth) deformities known as leaf blister, leaf curl, or, occasionally, as pockets.

---

## **Taphrina**

Archiascomycetes, Taphrinales

Parasitic on vascular plants, causing hypertrophy. Asci in a single palisade layer, not formed in a fruiting body; hyphal cells become thin-walled chlamydospores; on germination the inner spore protrudes from the host and is cut off by a septum to form an eight-spored ascus, which may become many-spored by budding or the ascospores.

**Taphrina** spp. **Maple Leaf Blister.** Leaves after expanding in spring show dark spots, shrivel, and fall. The disease may be locally epidemic; it is more common in shaded locations.

**Taphrina aceris.** **Western Maple Leaf Blister.**


**Taphrina aesculi.** **Leaf Blister** of California buckeye; yellow turning to dull red; witches' brooms formed.

**Taphrina australis.** **American Hornbean Leaf Curl.**

**Taphrina caerulescens.** **Oak Leaf Blister** on various oak species, with red oak particularly susceptible but often defoliating and sometimes killing water, willow, laurel, and live oaks in the South. Blisters start on young partially grown leaves as gray depressed areas on the undersurface, convex and yellow on the upper surface. Individual blisters are 1/4 to 1/2 inch across but often become confluent, causing the leaf to curl. Ascospores are borne on the surface of the blistered area. The disease is most serious in a cool wet spring. *Control.* A single dormant eradicator spray, before the buds swell, controls the disease; later sprays are ineffective.

**Taphrina carnea.** **Birch Red Leaf Blister.**

**Taphrina castanopsisidis.** **California Chinquapin Leaf Blister.**



**Figure 3.22** Peach Leaf Curl; deformed leaf; palisade layer of asci formed on curled portion; germinating spore

***Taphrina communis*. Plum Pockets**, common on American plums; ***T. pruni***, on European species, not in United States; ***T. prunisubcordata***, in western United States. Leaves, shoots and fruits become puffy and enlarged into reddish or white swollen bladders. Fruits are sometimes ten times the size of normal plums. Most garden plums are of foreign origin and not susceptible to the American species of *Taphrina*. Bordeaux mixture applied in spring before flower buds open gives satisfactory control.

***Taphrina coryli*. Hazelnut Leaf Blister.**

***Taphrina deformans*. Peach Leaf Curl**, general on peach, also on nectarine and almond but not on apricot. This is an old disease, known in the United States for well over a century but not quite so important since 1900, when a control was worked out. Young leaves are arched and reddened, or paler than normal as they emerge from the bud, then much curled, puckered, and distorted, greatly increased in thickness (Fig. 3.22). Any portion or the entire leaf may be curled, and one or all leaves from a bud. The leaves often look as if a gathering string had been run along the midvein and pulled tight. Leaves may drop, lowering vitality of tree, with partial or total failure to set fruit, and increasing chances of winter injury. Young fruits may be distorted or cracked. Defoliation for several seasons kills tree outright.

The fungus has no summer stage, and the asci are formed not in a fruiting body but in a layer over infected surfaces, giving them a silvery sheen. Before leaves fall, ascospores are discharged from this layer, and land on bark or twigs and bud scales, there to germinate by budding into yeastlike spores, which remain viable over winter, sometimes for 2 years. In spring they are washed by rain to opening leaf buds.

**Control.** One spray during the dormant season gives effective control. This is best applied just before the buds swell, but can be done any time after leaf fall in autumn when the temperature is above freezing. Applications after the buds swell have little effect.



**Taphrina faulliana.** **Leaf Blister** of Christmas fern; **T. filicina**, on sensitive fern; **T. struthiopteridis**, on ostrich fern.

**Taphrina flava.** **Yellow Leaf Blister** of gray and paper birches in north-eastern states.

**Taphrina japonica** (*T. macrophylla*). **Leaf Curl** on red alder. Young leaves are enlarged to several times normal size and curled. They dry up after ascospore discharge, and a new crop of healthy leaves is formed.

**Taphrina populina.** **Leaf Blister, Yellow** on poplar.

**Taphrina populina.** **Poplar Yellow Leaf Blister.** Conspicuous blisters, small to large, an inch or more in diameter, are brilliant yellow on the concave side when the asci are fully developed; later the color changes to brown.

**Taphrina robinsoniana**, **T. occidentalis**, **T.alni.** **Catkin Hypertrophy** of alder. Scales of catkins enlarge and project as reddish curled tongues covered with a white glistening layer. Infection can be reduced with a lime sulfur spray.

**Taphrina sacchari.** **Maple Brown Leaf Blister.**

**Taphrina ulmi.** **Elm Leaf Blister.** Very small blisters on elm leaves. Dusting nursery trees with sulfur has helped.

**Taphrina weisneri.** **Cherry Witches' Broom, Leaf Curl** on wild and cultivated cherries, **T. flavorubra**, on sand cherry; **T. flectans**, on western wild cherry; **T. farlowii**, leaf curl and fruit pockets on eastern wild cherry; **T. confusa**, on chokecherry; **T. thomasii**, witches' broom of cherry-laurel in California.

---

# LEAF SCORCH

According to the dictionary scorching means to heat so as to change color and texture without consuming. Sometimes leaves are literally scorched in summer heat, and sometimes symptoms caused by fungi resemble those of a heat scorch. This section includes some of the latter.

---

## Ceratocystis

► Cankers.

**Ceratocystis paradoxa.** **Black Scorch, Bud Scorch, Heart Rot** of coconut, Canary, Washington, and Guadeloupe palms, also causing a pineapple disease in the tropics. The most striking symptom is a black, irregular, necrotic condition of the leaf stalk. The tissues look as if they had been burned, whence the name black scorch. Furled pinnae of leaf fronds show pale yellow spots with broad margins that later converge and turn black; infection spreads rapidly, and in severe cases the heart leaves dry up. The heart rot discolors trunk tissues and rots the pithy material between cells. Infection is through wounds during periods of relatively high humidity, or through roots, or sometimes through uninjured fruit strands, petioles, or pinnae. Palms with vitality lowered, as when the normal crown of leaves has been reduced but the water supply to the leaves is not reduced, are most susceptible.

*Control.* Destruction of infected parts seems to be the chief control measure. It is easier to bury than to burn palm trunks.

---

## Curvularia

► Blights.

**Curvularia** sp. **Leaf Scorch** on pecan.

---

## Diplocarpon

► Blackspot.

**Diplocarpon earlianum. Strawberry Leaf Scorch**, general where strawberries are grown but more prevalent in the South. Dark purplish spots about 1/4 inch in diameter are scattered profusely over upper surface of leaves in all stages of development. Later the spots enlarge to scorch wide areas of the leaf, and black fruiting bodies give a “tar spot” appearance. Scorch spots always lack the white centers so characteristic of *Mycosphaerella* leaf spot on strawberry. Lesions are found on petioles, stolons, and fruit stalks as well as leaves. If the fruit stems are girdled, flowers or young fruits die. Rarely the disease appears on green berries as a superficial red or brown discoloration and flecking. Spores, produced in quantity in acervuli on lesions, are distributed by birds, insects, and pickers on tools and clothing. The fungus winters in old leaves. Teleomorph and anamorph states are both produced in spring, and repeated infections occur throughout the summer in moist weather.

*Control.* Remove all old leaves when setting plants in spring. Spray with bordeaux mixture at 10-day intervals, starting in January in Louisiana, late February in North Carolina. Fairly resistant varieties include Catskill, Midland, Fairfax, Howard 17, Blakemore, Southland.

---

## Epicoccum

► Leaf Spots.

**Epicoccum** sp. **Leaf Scorch** on pecan.

---

## Fusarium

► Rots.

**Fusarium** sp. **Leaf Scorch** on pecan.

---

## Hendersonia

Deuteromycetes; Coelomycetes

Pycnidia dark, separate, globose, ostiolate, immersed then usually erumpent; conidia dark, several-celled, elongate to fusoid; saprophytic or parasitic.

**Hendersonia opuntiae. Scorch, Sunscald**, common and serious on prickly pear cactus (*Opuntia*). Segments turn reddish brown and die; centers are grayish brown and cracked.

---

## Pestalotia

► Blights.

**Pestalotia** sp. **Leaf Scorch** on pecan.

---

## Pseudopezicula

Ascomycetes, Helotiales

Hyaline, gelatinous apothecia containing paraphyses and 20 - 80 asci; asci contain 4 reniform, binucleate ascospores; five-spored asci rarely observed.

**Pseudopezicula tetraspora. Leaf Scorch** of grapevines.

---

## Septoria

► Blights.

**Septoria azaleae. Azalea Leaf Scorch, Leaf Spot**. Small, yellowish, round spots enlarge irregularly, turn reddish brown, with dark brown centers. Leaves fall prematurely; black fruiting bodies are produced in fallen leaves. The disease is most severe in greenhouses in fall and winter and under high humidity.

---

## Stagonospora

Deuteromycetes, Coelomycetes

Pycnidia dark, separate, superficial, or erumpent, globose, ostiolate; conidiophores short; conidia hyaline, typically with three or more cells, cylindrical to elliptical; parasitic or saprophytic.

**Stagonospora curtisii.** **Narcissus Leaf Scorch, Red Blotch** of *Amaryllis*, **Red Leaf Spot, Red Fire Disease**, also on crinum, eucharis, *hymenocallis*, *leucojum*, *nerine*, *sternbergia*, *vallota*, and *zephyranthes*.

Leaf tips of narcissus are blighted for 2 or 3 inches as in frost injury and separated off from healthy basal portions of leaves by a definite margin or yellow area. Spores formed in pycnidia in the dead area furnish inoculum for secondary infection, which consists of lesions in lower portions of leaves, minute water-soaked or yellowish spots becoming raised, scabby, and reddish brown. Flower stalks may be spotted; brown spots appear on petals. Bulbs suffer loss in weight due to killing of foliage a month or two before normal dying down. All types may be infected but the most susceptible varieties are in the *Leedsii* and *Polyanthus* groups. The fungus was described on narcissus in 1878 but was not considered a threat to it, nor was it known to be connected with *amaryllis* red blotch before 1929.

On *amaryllis* or *hippeastrum* red spots are formed on leaves, flower stems, and petals. On foliage the spots are bright red to purplish, small at first but often increasing to 2 inches. Leaf or flower stalks are bent or deformed at the point of attack. This disease should not be confused with "red disease" caused by mites. The spores are variable in size and number of cells, one to six. They are embedded in a gelatinous matrix and are disseminated in rain. The fungus apparently winters in or on bulbs, infecting new leaves as they grow out in spring.

*Control.* Treat suspected narcissus bulbs before planting. Control secondary infection in the field with bordeaux mixture. Discard seriously diseased *amaryllis* bulbs; remove infected leaves and bulb scales; avoid syringing and heavy watering.

---

## LEAF SPOTS

Leaf spots are the most prevalent of plant diseases, so common we seldom notice them, and rightly so, for if we should attempt to control all the miscellaneous leaf spots that appear in a small suburban garden in a single season, we would quickly go mad. A typical leaf spot is a rather definitely delimited necrotic lesion, often with a brown, sometimes white, center and a darker margin. When the spots are so numerous they grow together to form large dead areas, the disease becomes a blight, or perhaps a blotch, or scorch. Certain types of lesions are called anthracnose, spot anthracnose, blackspot. All of these have been segregated out in their different sections. What is left is a very large collection of names.

The genus *Septoria*, for instance, has about 1000 species, *Mycosphaerella* 500, *Cercospora* 400, chiefly identified by the hosts on which they appear. *Cercospora beticola* is so named because it causes a leaf spot of beet, *C. apii* for its celery host. Species recorded in this country as causing a definite disease are listed under their respective hosts. They are not repeated here unless the leaf spot is of some importance or there is some useful information that can be added to the name.

Most leaf spot diseases flourish in wet seasons. A comparative few may be important enough to call for control measures other than general sanitation. Adequate protection usually means several applications of fungicides, and the cost of spraying trees and shrubs must be balanced against the expected damage. Calling in a tree expert with high-pressure apparatus is often an expensive proposition. If the budget is limited, it is more important to have an elm sprayed for elm leaf beetles, which cause defoliation every season, than for elm black spot, which may be serious in only one year out of three or four. When it comes to rose blackspot (no relation to elm black spot), weekly protection with a fungicide is necessary, but to save labor it can be combined with insecticides.

---

## Actinothyrium

Deuteromycetes, Coelomycetes

Pycnidia superficial, globose, with a more or less fimbriate shield; spores filiform, hyaline.

**Actinopelte dryina** (see *Tubakia dryina*). On oak.

**Actinothyrium gloeosporioides** (see *Tubakia dryina*). On oak. **Leaf Spot** on sassafras.

**Tubakia dryina** (formerly *Actinopelte dryina*). On oak. Very small dark spots between veins. Conspicuous in midsummer but not serious.

**Tubakia dryina** (formerly *Actinothyrium gloeosporioides*). **Leaf Spot** on sassafras.

---

## Alternaria

► Blights.

**Alternaria alternata**. **Leaf Spot** of *Calathea* spp.

**Alternaria alternata** (formerly *Alternaria fasciculata*). **Leaf Spot** on rose-acacia and asclepiodora.

**Alternaria alternata** (formerly *Alternaria tenuis*). **Leaf Spot** of magnolia, hibiscus, clarkia, and many ornamental and other hosts. The fungus is a general saprophyte and an occasional weak parasite. It discolors beet, chard, and spinach seed.

**Alternaria angustiovoidea**. **Leaf Spot** and **Blight** of leafy spurge.

**Alternaria brassicae** (with large spores) and **A. brassicicola** (with small spores). **Black Leaf Spot** of crucifers, cabbage, Chinese cabbage, collards, turnip, garden cress, mustard greens, radish, and horseradish; **Head Browning** leaf and pod spot of cauliflower; **Damping-off**, **Wire-stem** of seedlings.

Seedlings are subject to pre- or post-emergence damping-off, with dark brown to black sunken spots on cotyledons, narrow dark spots on stems, followed by wire-stem, a blackening toward the base. Leaf spots are small, circular, yellowish, enlarging in concentric circles with a sooty black color from the spores. In storage the spots unite to form a moldy growth over the entire leaf. On seed pods, spots are purplish at first, later brown; in moist

weather entire pods may be infected. Cauliflower infection is a browning of the head, starting at the margin of an individual flower or cluster. Spores are blown, splashed by tools, spread on feet of men and animals. Seed bears spores externally, mycelium internally. Wounds are not necessary for infection.

*Control.* Hot water treatment of seed, 122°F for 30 minutes, is fairly effective. Use long rotation for cauliflower, avoiding all other crucifers in intermediate years.

**Alternaria brassicicola.** **Leaf Spot** on Thlaspi.

**Alternaria brassicicola** (formerly *Alternaria oleracea*). **Cabbage Leaf Spot**, occasional on crucifers. Has been confused with *A. brassicicola*.

**Alternaria catalpae.** **Catalpa Leaf Spot**, widespread in rainy seasons. Small, water-soaked spots, up to 1/4 inch, appear over the leaf; they turn brown and sometimes drop out leaving shot holes; there is more or less defoliation. The fungus is sometimes secondary following bacterial infection or midge infestation. Rake up and burn fallen leaves.

**Alternaria chrysanthemi** (see *Alternaria leucanthemi*). **Leaf Spot** on shasta daisy, and Canada thistle.

**Alternaria citri.** **Cherry Leaf Spot**, occasional, more often a rot of citrus fruits. ▶ [Rots](#).

**Alternaria fasciculata** (see *Alternaria alternata*). **Leaf Spot** on rose-acacia and asclepiodora.

**Alternaria leucanthemi** (formerly *Alternaria chrysanthemi*). **Leaf Spot** on shasta daisy, and Canada thistle.

**Alternaria longipes.** **Brown Spot** of tobacco, including ornamental flowering tobacco. Small spots on lower leaves rapidly enlarge and turn brown. The fungus winters on old stalks, which should be removed and burned.

**Alternaria oleracea** (see *Alternaria brassicicola*). **Cabbage Leaf Spot**, occasional on crucifers.

**Alternaria panax.** **Leaf Spot** of schefflera, *Dizygotheca*, and *Tupidanthurs*.

**Alternaria passiflorae.** **Brown Spot** of passion flower. Minute brown leaf spots, enlarging to an inch across are concentrically zoned with various shades of brown. Dark green water-soaked spots on fruit turn brown; the fruit shrivels, but the spots stay firm.

**Alternaria polypodii.** **Fern Leaf Spot.** Brown, circular to ovate, concentrically zonate spots are formed along margins of fronds. Chains of spores are spread by syringing or air currents. Keep foliage dry; remove and burn diseased leaves.



**Alternaria raphani. Radish Leaf Spot.** Yellow spots with black sporulation, often with centers dropping out. Also occurs on turnip.

**Alternaria sonchi. Leaf Spot** of lettuce, escarole, endive, and chicory.

**Alternaria tagetica. Leaf Spot** of marigold.

**Alternaria tenuis** (see *Alternaria alternata*). **Leaf Spot** of magnolia, hibiscus, clarkia, and many ornamental and other hosts.

**Alternaria tenuissima. Leaf Spot** on blueberry.

**Alternaria tenuissima** (formerly *Alternaria tomato*). **Nailhead Spot** of tomato, a leaf, stem, and fruit spot. On leaves and stems the disease is much like early blight (see *A. solani* under Blights) with small dark brown spots with yellow margins. But on fruit the disease is quite different. Very small tan spots, 1/16 to 1/8 inch in diameter, become slightly sunken, with grayish brown centers and darker margins. Spores produced abundantly on fruit and foliage are spread by winds and splashing rain. Treat seed and spray as for early blight. Varieties Marglobe, Pritchard, Glovel, and Break O'Day are quite resistant to nailhead spot. The same fungus causes ghost spot of apple.

**Alternaria tomato** (see *Alternaria tenuissima*). **Nailhead Spot** of tomato, a leaf, stem, and fruit spot.

**Alternaria** sp. **Leaf Spot** of schefflera, and umbrella tree.

---

## Amerosporium

Deuteromycetes, Coelomycetes

Pycnidia superficial, discoid to cupulate, hairy; spores one-celled, hyaline.

**Amerosporium trichellum** (see *Colletotrichum trichellum*). **Leaf Spot** and **Stem Spot** on English ivy.

**Colletotrichum trichellum** (formerly *Amerosporium trichellum*). **Leaf Spot** and **Stem Spot** on English ivy. In some cases stems are girdled, causing collapse and death.

---

## Annellophora

Deuteromycetes, Hyphomycetes

Conidiophores brown, simple, slender, elongating by successive proliferations through conidial scars; conidia brown, multiseptate, obclavate to fusoid.

**Annellophora phoenicis. Leaf Spot** of date palm.

## Aristastoma

Deuteromycetes, Coelomycetes

Pycnidia brown, globose, erumpent, separate, with dark brown setae near ostiole; conodiophores short, simple; conidia hyaline, several-celled.

**Aristastoma oeconomicum.** Zonate Leaf Spot of cowpea, kidney bean.

**Aristastoma** sp. Leaf Spot on desert-rose.

---

## Ascochyta

► Blights.

**Ascochyta abelmoschi** (possibly identical with *A. phaseolorum*). Leaf Spot, Pod Spot, Stem Spot of okra. Dark, small, water-soaked spots slowly enlarge, turn brown, with many large black pycnidia in concentric rings in dead tissue. Young okra pods are severely infected, and the mycelium grows into the seed.

**Ascochyta althaeina** (see *Phoma exigna*). Leaf Spot of hollyhock, rose-mallow.

**Ascochyta armoraciae.** Leaf Spot of horse-radish.

**Ascochyta aspidistrae.** Aspidistra Leaf Spot. Large, irregular pale spots on leaves.

**Ascochyta asteris** (see *Phoma exigna*). Leaf Spot of China aster.

**Ascochyta boltshauseri.** (see *Stagonosporopsis hortensis*). Leaf Spot, Pod Spot of beans, on snap, kidney, lima, and scarlet runner beans, reported in Oregon.

**Aschochyta.** Leaf Spot on big bluestem, little bluestem (both species of *Andropogon* and on indiagrass).

**Ascochyta cheiranthi.** Leaf and Stem Spot of wallflower. Grayish spots up to 1/2 inch long, may girdle stems. Leaf spots are circular to elongate, brown with darker brown margins. Dark pycnidia contain hyaline, two-celled spores. Leaves wilt and fall; potted plants may be infected. Keep greenhouse on the dry side.

**Ascochyta clematidina.** Clematis Leaf and Stem Spot, widespread. On out-door plants stems are infected near the ground and are often girdled, upper portions dying back. Spores for initial infection probably come from

pycnidia on stumps of old stems. Leaf spots are more common in greenhouses, small, water-soaked, then buff with reddish margins. Remove and destroy infected leaves and stems.

**Ascochyta compositarum.** **Leaf Spot** on aster, eupatorium, silphium, and sunflower.

**Ascochyta cornicola.** **Dogwood Leaf Spot.**

**Ascochyta cyripedii.** **Cyripedium Leaf Spot**, reported on orchid from Wisconsin. Leaf lesions are narrow, brownish, with a dark brown border.

**Ascochyta juglandis.** **Walnut Ring Spot.** Very small, round, brown leaf spots between veins, ringed with targetlike ridges. The disease is unimportant in trees sprayed for walnut blight.

**Ascochyta lycopersici (Didymella lycopersici)** (see *Phoma lycopersici*) **Leaf Spot, Ascochyta Blight** of tomato, eggplant, and potato.

**Ascochyta phaseolorum** (see *Phoma exigua*). **Leaf Spot** of snap beans.

**Ascochyta pisi.** **Leaf Spot, Pod Spot** of pea. General, but rare in the Northwest. One of three species causing the disease complex known as *Ascochyta* blight (also see *Blight*s). Foliage spots are circular to irregular, pinhead size to 1/2 inch. Stem lesions, at nodes or base, are brown to purplish black. Brown pycnidia exude spore tendrils in wet weather.

**Phoma exigua** (formerly *Ascochyta althaeina*). **Leaf Spot** of hollyhock, rose-mallow.

**Phoma exigua** (formerly *Ascochyta asteris*). **Leaf Spot** of China aster. Spray foliage with bordeaux mixture.

**Phoma exigua** (formerly *Ascochyta phaseolorum*). **Leaf Spot** of snap beans. Recent isolation and inoculation studies indicate that the *Ascochyta* leaf blights of hollyhock, okra, pepper, eggplant, and tomato are all caused by strains of the bean pathogen.

**Phoma lycopersici** (formerly *Ascochyta lycopersici (Didymella lycopersici)*). **Leaf Spot, Ascochyta Blight** of tomato, eggplant, and potato. Brown spots with concentric rings are formed on leaves and stems, sometimes cankers at base of young stems. Black pustules in center of spots discharge spore tendrils in wet weather. The fungus winters in old plant refuse, is a weak parasite, and is ordinarily too unimportant for control measures.

**Stagonosporopsis hortensis** (formerly *Ascochyta boltschauseri*). **Leaf Spot, Pod Spot** of beans, on snap, kidney, lima, and scarlet runner beans, reported in Oregon. Spots on leaves and pods are dark to drab, zonate; light to dark brown pycnidia are numerous.

---

## Asteroma

Deuteromycetes, Coelomycetes

Pycnidia globose with a radiate subicle, a compact, crustlike growth of mycelium underneath; without an ostiole; spores hyaline, one-celled.

**Asteroma garretianum.** Black Spot on primrose.

**Asteroma solidaginis.** Black Spot, Black Scurf on goldenrod.

**Asteroma tenerrimum.** Black Spot on erythronium.

---

## Asteromella (Stictochlorella)

Deuteromycetes, Coelomycetes

Pycnidia smooth, with ostiole, densely gregarious in asteroma-like spots; spores hyaline, one-celled.

**Asteromella lupini.** Leaf Spot on lupine.

---

## Botrytis

► Blights.

**Botrytis fabae.** Chocolate Leaf Spot on vetch.

---

## Calonectria

See *Cylindrocladium* under Blights.

**Calonectria colhounii.** Leaf Spot on sentry palm.

**Calonectria crotalariae.** Leaf Spot on sentry palm.

**Calonectria theae.** Leaf Spot on sentry palm.

---

## Cephaleuros

One of the green algae, possessing chlorophyll but not differentiated into root, stem, and leaves; forming motile spores in sporangia.

**Cephaleuros virescens.** Algal Spot, Red Leaf Spot, Green Scurf in the far South or in greenhouses on acacia, albizzia, ardisia, avocado, bixa,

bischofia, camellia, camphor-tree, cinnamon-tree, citrus, grevillea, guava, jasmine, jujube, loquat, magnolia, mango, pecan, Japanese persimmon, privet, rhododendron, viburnum.

On some hosts this is a disease of twigs and branches, which may be girdled and stunted, covered with reddish brown hairlike fruiting bodies. On magnolia leaves velvety, reddish brown to orange, cushiony patches are formed, but in the absence of sporangia (tiny globular heads on fine, dense reddish hairs) the leaf spots remain greenish brown. Occasionally citrus fruits as well as leaves are attacked.

The sporangia formed on the fine hairs germinate in moist weather, producing zoospores that enter through stomata and form mycelium-like chains of algal cells in host tissue. On twigs the alga invades outer cortical tissue, which may swell abnormally, crack, and afford entrance to injurious fungi. Weakened trees are most susceptible, and disease spread is most rapid in periods of frequent and abundant rains. Twigs may die, and there may be reduced yield of citrus fruit.

*Control.* Improve draining and other growing conditions; citrus trees sprayed regularly with copper seldom have algal trouble. If it gets started, follow cleanup pruning with a bordeaux mixture spray in December or January. Repeat with bordeaux at start of rainy season or when red stage of the alga is first seen, and spray again 1 month later. A neutral copper may substitute for bordeaux for the last two applications. The copper kills beneficial insects parasitic on scales, but the oil controls the scale insects.

---

## Cephalosporium

Deuteromycetes, Hyphomycetes

Conidiophores slender or swollen, simple; conidia hyaline, one-celled, produced successively at the tip and collecting in a slime drop, produced endogenously in some species; saprophytic or parasitic, some species causing vascular wilts of trees.

**Cephalosporium apii.** **Celery Brown Spot**, a new disease first reported from Colorado in 1943, later from New York and Ohio. Irregular light tan or reddish brown shallow lesions are formed on celery leaf stalks, petioles, and leaflets. They may unite to make a scurfy brown streak up the inside of the stalk and may develop transverse cracks. Utah and Pascal varieties are most susceptible.

**Cephalosporium cinnamomeum.** **Leaf Spot** of nephthytis and syngonium. Small circular to irregular spots, reddish brown with pale yellow borders enlarge, with centers becoming gray and papery. In severe cases leaves turn yellow and die. Pick off infected leaves. Maintain low temperature and humidity.

**Cephalosporium dieffenbachiae.** **Dieffenbachia Leaf Spot.** Small red lesions with dark borders appear on young leaves. Spots sometimes run together, and the whole leaf turns yellow and dies. Infection is often through mealybug wounds. Avoid promiscuous syringing; keep temperature and humidity low; control mealybugs, and ants that transport them.

---

## Cercospora

### ► Blights.

**Cercospora abeliae.** **Abelia Leaf Spot**, reported from Louisiana. Irregular purple to brown spots; defoliation.

**Cercospora abelmoschi** (see *Pseudocercospora abelmoschi*). **Leaf Spot** on okra, hibiscus.

**Cercospora albo-maculans** (Syn. *Cercospora brassicae*) (see *Pseudocercospora capsellae*). **White Spot** of turnip, Chinese cabbage, mustard, and other crucifers, common in the Southeast.

**Cercospora althaeina.** **Leaf Spot** of hollyhock and abutilon. Spots circular, angular or irregular, 1.5 mm, olivaceous to grayish brown, with the dead tissue falling out. The fungus winters in old plant parts.

**Cercospora angulata.** **Leaf Spot** on philadelphus, currant, flowering currant, and gooseberry. Circular to angular spots, dingy gray centers, dark purple to nearly black margins.

**Cercospora aquilegiae.** **Columbine Leaf Spot**, reported from Kansas, Wisconsin, Oregon. Spots circular to elliptical, reddish brown to nearly black; fruiting is on both sides of the leaf.

**Cercospora arachidicola** (*Mycosphaerella arachidicola*, Teleomorph). **Peanut Early Leaf Spot.** Spots light tan aging to reddish or dark brown with a yellow halo, often confluent. Conidiophores on both sides of the leaf, emerging from stomata or breaking through epidermal cells. Conidia colorless to pale yellow or olive, with 5 to 12 cells. Control with sulfur-copper dust.

**Cercospora armoraciae.** **Horse-Radish Leaf Spot.** Tan to dingy gray lesions with yellow-brown margin; often slightly zonate.

**Cercospora beticola.** **Cercospora Leaf Spot** of beet, general on garden and sugar beets, also on swiss chard, spinach. Brown flecks with reddish purple borders become conspicuous spots with ash-gray centers and purple margins. The brittle central tissue often drops out, leaving ragged holes. The spots usually remain small but are often so numerous that foliage is killed. If successive crops of leaves are lost, the crown of the beet root is elongated and roughened. Leaf spotting is of little direct importance except in chard, where foliage is used for greens. The beet root yield is reduced.

The grayish color of the spots is due to long, thin, septate conidia produced on conidiophores protruded through stomata in fascicles or groups, coming from a knotted mass of mycelium resembling a sclerotium. Conidia are spread by rain, wind, tools, and insects. Infection is through stomata; disease spread is most rapid under conditions of high humidity that keep stomata open. Hot weather favors the disease.

*Control.* Crop rotation is highly important. In a small garden pick off the first spotted leaves.

**Cercospora bougainvilleae** (see *Cercosporidium bougainvilleae*). **Leaf Spot** first seen in Florida in 1962 and now the most important pathogen of this host.

**Cercospora brunckii.** **Geranium Leaf Spot**, mostly in the South. Spots are circular, light reddish brown with dark brown borders, sometimes coalescing to kill entire leaf.

**Cercospora calendulae.** **Calendula Leaf Spot.** Spots run together to blight and kill leaves; plants may be destroyed early in the season. Spores enter through stomata of plants more than a month old.

**Cercospora cannabina** (see *Pseudocercospora cannabina*). **Leaf Curl and Wilt** on hemp.

**Cercospora cannabis.** **Leaf Spot** on hemp.

**Cercospora capsici.** **Pepper Leaf Spot, Stem-end Rot**, common in the Southeast, serious in rainy seasons. Spots 1/7 to 1 inch in diameter are first water-soaked then white with dark brown margins. Leaves turn yellow and drop. The fungus grows through the pedicel into fruit, causing a rot of the stem end. Loss of foliage exposes the fruit to sunscald. Spray or dust with copper.

**Cercospora circumscissa** (*Mycosphaerella cerasella*, Teleomorph). **Leaf Spot, Shot Hole** of apricot, plum, cherry, cherry-laurel, oriental cherry,

and chokecherry. Dead spots are somewhat larger than those caused by other shot-hole fungi, but the damage is not serious.

**Cercospora citrullina.** **Leaf Spot** of watermelon, muskmelon, and other cucurbits. Spots are small, circular, black with grayish centers, occurring first on leaves in center of watermelon hills. On cucumber, muskmelon, and squash the spots are large and ochre-gray. Defoliation of vines causes reduction in fruit size, but the disease is not considered important. Clean up diseased vines; use a 2- or 3-year rotation; spray or dust as for bacterial wilt.

**Cercospora concors** (see *Mycovellosiella concors*). **Potato Leaf Spot, Leaf Blotch.**

**Cercospora cornicola.** **Dogwood Leaf Spot**, in the Gulf states, often with *Septoria florida*. Spots irregular without definite borders.

**Cercospora fusca** (see *Sirosporium diffusum*). **Pecan Brown Leaf Spot**, prevalent throughout the pecan belt but minor, serious only with high rainfall and in neglected orchards where trees lack vigor.

**Cercospora lathyrina.** **Leaf Spot** on pea and sweet pea, in southern states and north to New Jersey and Missouri. Angular to elongate spots have dirty gray centers with a black line border.

**Cercospora lythracearum.** **Leaf Spot** on crape-myrtle, in Texas. Spots circular, pale brown to gray with a greenish fringe or yellow halo.

**Cercospora magnoliae** (see *Cercosporidium magnoliae*). (*Mycosphaerella milleri*, Telleomorph). On magnolia in South.

**Cercospora melongenae.** **Eggplant Leaf Spot**, more common in tropical areas. Yellow lesions change to large brown areas with concentric rings.

**Cercospora nandinae.** **Nandina Leaf Spot**, one of the few diseases of this usually healthy shrub. Red blotches appear on upper leaf surface with centers of older spots almost black. There is a scant sooty fruiting layer on the undersurface. Reported from Alabama and North Carolina.

**Cercospora personata** (*Mycosphaerella berkeleyi*, Teleomorph) (see *Phaeoisariopsis personata*). **Peanut Leaf Spot**, general on peanut.

**Cercospora piaropi.** **Leaf Spot** on water-hyacinths.

**Cercospora pittospori.** **Pittosporum Leaf Spot**, reported from Mississippi, Florida, Louisiana, and Texas. Spots small, angular, yellow to dull brown, fruiting in fawn-colored effuse patches on lower surface.

**Cercospora puderi** (see *Pseudocercospora puderi*). **Leaf Spot** on rose, reported from Georgia and Texas.

**Cercospora resedae.** **Leaf Spot, Blight** of mignonette, a rapid disease killing much of the foliage. Numerous small circular spots, pale yellow with



reddish brown borders, run together, discoloring the entire leaf. Spores are spread by wind and rain; lower leaves are most affected.

**Cercospora rhododendri** (see *Pseudocercospora handelii*). **Rhododendron Leaf Spot.**

**Cercospora richardiaecola.** **Leaf Spot** on calla lily, sometimes injurious. Spots circular, brown, tan, or gray. Avoid syringing; keep plants well spaced; ventilate greenhouse.

**Cercospora rosicola** (*Mycosphaerella rosicola*, Teleomorph). **Cercospora Spot** of rose, wherever roses are grown but more important in the South. Spots are circular, 1 to 4 mm, but coalescing to irregular areas, purplish or reddish brown with pale brown, tan, or gray centers. Perithecia are formed in fallen leaves.

**Cercospora smilacis.** **Smilax Leaf Spot.** Spots are more or less circular up to 1/4 inch, dark purplish red, centers fading with age but margins remaining definite and dark.

**Cercospora sojina.** **Frog-Eye Disease** of soybean. Typical frog-eye spots are formed on leaves and elongated reddish lesions on stems, changing to brown, gray, or nearly black with age. Pods of late varieties may be infected. The fungus winters on diseased leaves and stems. Seed treatment is not effective; crop rotation is necessary. Early varieties often escape injury. There is a wide difference in varietal susceptibility.

**Cercospora symplocarpi.** **Leaf Spot** on snowberry, coralberry, and wolfberry. Very small circular to angular spots, uniformly brown or with tan centers and brown margins.

**Cercospora** sp. **Leaf Spot** on kalanchoë.

**Cercospora zebrina.** **Leaf and Stem Spot** on bean, cowpea, groundnut, peanut, birdsfoot trefoil and Lespedeza. **Leaf Spot** on clovers

**Cercosporidium bougainvilleae** (formerly *Cercospora bougainvilleae*). **Leaf Spot** first seen in Florida in 1962 and now the most important pathogen of this host. Lesions are 1 to 5 mm, circular, depressed, with brown or tan centers, reddish brown margins and a diffuse chlorotic area.

**Cercosporidium magnoliae** (formerly *Cercospora magnoliae*). (*Mycosphaerella milleri*, Teleomorph). On magnolia in South. Leaf spots are small, angular, dark, with narrow yellow halo.

**Mycovellosiella concors** (formerly *Cercospora concors*). **Potato Leaf Spot, Leaf Blotch.** Spots none to large irregular brown areas. Fruiting on undersurface; conidiophores very pale; conidia almost hyaline.

**Phaeoisariopsis personata** (formerly *Cercospora personata* (*Mycosphaerella berkeleyi*, Teleomorph)). **Peanut Leaf Spot**, general on peanut. Spots are circular, 1 to 7 mm, but may coalesce; dark brown to black, often with a yellow halo. Conidiophores on both sides of the leaf, more numerous on the lower, are arranged concentrically in tufts; the epidermis is ruptured. Spores are pale brown to olivaceous, one- to eight-septate. In wet seasons vines may be nearly defoliated. Primary infections come from ascospores on overwintered peanut leaves. Sulfur dust with 3.5% copper is recommended; apply every 10 to 14 days.

**Pseudocercospora abelmoschi** (formerly *Cercospora abelmoschi*). **Leaf Spot** on okra, hibiscus. Spots indistinct, but a sooty fruiting of spores on under leaf surface.

**Pseudocercospora cannabina** (formerly *Cercospora cannabina*). **Leaf Curl and Wilt** on hemp.

**Pseudocercospora capsellae** (formerly *Cercospora albo-maculans* (Syn. *Cercospora brassicae*)). **White Spot** of turnip, Chinese cabbage, mustard, and other crucifers, common in the Southeast. Small, pale, circular slightly sunken spots; may coalesce.

**Pseudocercospora handelii** (formerly *Cercospora rhododendri*). **Rhododendron Leaf Spot**. Angular dark brown spots with grayish down in center. Control seldom necessary.

**Pseudocercospora puderi** (formerly *Cercospora puderi*). **Leaf Spot** on rose, reported from Georgia and Texas. Spots are circular, to 5 mm, with dingy gray centers, brown or reddish brown margins. Fruiting is chiefly on the upper surface in dense fascicles of short conidia.

**Sirosporium diffusum** (formerly *Cercospora fusca*). **Pecan Brown Leaf Spot**, prevalent throughout the pecan belt but minor, serious only with high rainfall and in neglected orchards where trees lack vigor. Spots are circular to irregular, reddish brown, often with grayish concentric zones. The fungus winters in old spots on leaves. In Florida the disease appears first in June or July on mature leaves and may cause premature defoliation in October. Stuart variety is particularly susceptible; others are more resistant. Control with one application of bordeaux mixture between May 15 and June 15.




Figure 3.23 Shot-Hole on *Prunus* sp

---

## Cercospora

Deuteromycetes, Coelomycetes

Conidiophores hyaline, bearing conidia apically or on short branches; conidia hyaline, cylindrical to filiform with several cells (see Figs. 3.23 and 3.24); like *Cercospora* except for light conidiophores; parasitic.

**Cercospora brassicae** (see *Pseudocercospora capsellae*). **Leaf Spot** of cabbage, turnip, mustard, on West Coast.

**Pseudocercospora capsellae** (formerly *Cercospora brassicae*). **Leaf Spot** of cabbage, turnip, mustard, on West Coast. Lesions on cabbage are black, those on turnip and mustard gray with tan margins.

---

## Cercosporidium

**Cercosporidium personata** (see *Phaeoisariopsis personata*). **Leaf Spot** on peanut.

**Phaeoisariopsis personata** (formerly *Cercosporidium personata*). **Leaf Spot** on peanut.

---

## Ciborinia

► Blights.

**Ciborinia whetzellii** (Syn. *Sclerotinia whetzellii*). **Black Leaf Spot** of poplar, **Ink Spot**, from New England States to the Rocky Mountains on

aspens, black poplar, and other species. Saucerlike, thin black sclerotia are formed in leaves, fall to the ground, and produce apothecia in spring. There is often considerable defoliation, and small trees may be killed.

**Ciborinia seaveri** (*Sclerotinia bifrons*). **Ink Spot**, in western states, producing apothecia on ground under cottonwoods and poplars but pathogenic state confused.

---

## Cladosporium

► Blotch Diseases.

**Cladosporium colocasiae**. **Leaf Spot** on elephants ear.

**Cladosporium echinulatum**. **Leaf Spot** on carnation.

**Cladosporium epiphyllum**. **Leaf Spot** on locust.

**Cladosporium oxysporum**. **Leaf Spot** on tomato

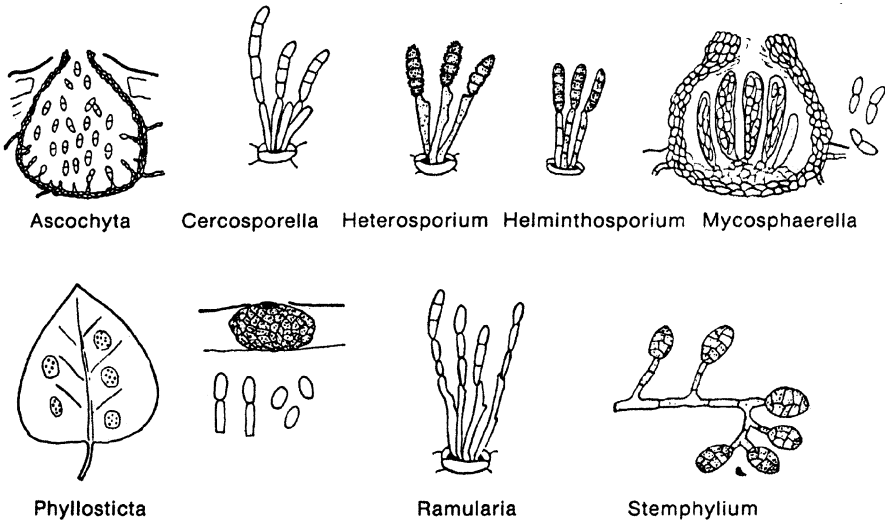
---

## Blumeriella (Coccomyces)

Ascomycetes, Discomycetes

**Blumeriella jaapii** (formerly *Coccomyces hiemalis* and *Higginisia hiemalis*). **Cherry Leaf Spot, Blight, Shoot Hole**, general on sweet and sour cherries, the most common and destructive leaf disease of cherries. Leaf spots are circular, first purplish, then brown, falling out to give the shot-hole effect (see Fig. 3.24). If lesions are numerous, the leaves turn yellow and fall by midsummer, this premature defoliation reducing next season's harvest. The fungus winters in fallen leaves, producing disc-shaped apothecia for primary infection. Secondary infection comes from conidia, formed in whitish masses on the spots in moist weather, more numerous on the undersurface. New infection continues through the summer after harvest. Defoliation prior to ripening reduces size and quality of fruit and exposes it to sunscald. Some seasons shoots, spurs, and branches are killed, followed by a light crop the next year. Thousands of sour cherry trees have been killed.

**Control.** An eradicant spray of a dinitro compound, such as Elgetol, applied to the ground in early spring, reduces the amount of primary inoculum, but summer sprays are also necessary. On sour cherry this may mean a spray at petal fall, another 10 days later, two sprays in June, and another just after



**Figure 3.24** Some Leaf-Spot Fungi. *Ascochyta*, hyaline, two-celled conidia in pycnidium; *Cercospora*, hyaline, septate spores on conidiophores emerging from a stoma; *Cladosporium* (formerly *Heterosporium*), spiny, dark, septate spores; *Helmonthosporium*, smooth, dark, septate spores; *Mycosphaerella*, two-celled hyaline ascospores in a perithecium; *Phyllosticta*, hyaline, one-celled conidia in pycnidia formed in spots on leaves; *Ramularia*, hyaline spores, becoming septate, formed successively on conidiophores; *Stemphylium*, colored muriform spores borne free on mycelium

fruit is picked, with more applications, especially on nursery trees, needed in some seasons. Consult your state experiment station for suitable materials and schedule for your area.

***Blumeriella jaapii*** (formerly *Coccomyces lutescens*). **Leaf Spot, Shot Hole** on cherry-laurel, black cherry, and chokecherry. Similar to the disease caused by *C. hiemalis*.

***Blumeriella jaapii*** (formerly *Coccomyces prunophorae*). **Leaf Spot, Shot Hole** on garden plum and apricot. Reddish to brown spots, dark blue initially, produce pinkish spore masses on underside of leaves in wet weather. The shot-hole effect from dropping out of dead tissue may be very prominent and accompanied by heavy fruit drop. Spray when shucks are off young fruit, 2 or 3 weeks later, and before fruit ripens, with lime sulfur, or with wettable sulfur.

***Blumeriella kerriae*** (formerly *Coccomyces kerriae* and *Higginisia kerriae*). **Kerria Leaf Spot, Twig Blight**, widespread on kerris from eastern states to Texas. Leaves have small, round to angular, light brown or reddish brown spots with darker borders. When spots are numerous, leaves turn yellow and die. Similar lesions on young stems may run together into extended cankers,

the bark splitting to show black pycnidia, from which ooze out masses of long, white, curved spores. The fungus winters in old dead leaves. Spraying with bordeaux mixture may help.

**Coccomyces hiemalis** and **Higginisia hiemalis** (see *Blumeriella jaapii*).

**Cherry Leaf Spot, Blight, Shoot Hole**, general on sweet and sour cherries, the most common and destructive leaf disease of cherries.

**Coccomyces kerriae** and **Higginisia kerriae** (see *Blumeriella kerriae*) **Kerria Leaf Spot, Twig Blight**, widespread on kerria from eastern states to Texas.

**Coccomyces lutescens** (see *Blumeriella jaapii*). **Leaf Spot, Shot Hole** on cherry-laurel, black cherry, and chokecherry.

**Coccomyces prunophorae** (see *Blumeriella jaapii*). **Leaf Spot, Shot Hole** on garden plum and apricot.

---

## Colletotrichum

► Anthracnose.

**Colletotrichum acutatum**. **Fruit Spot, Crown and Petiole Spot** on strawberry.

**Colletotrichum coccodes**. **Leaf Spot** and **Slight Blight** of velvetleaf.

**Colletotrichum dematium** f. sp. **truncata**. **Leaf Spot** and **Stem Canker** of *Stylosanthes* spp.

**Colletotrichum elastica** (see *Colletotrichum gloeosporioides*). **Leaf Spot** on fig (*Ficus carica*). **Leaf Spot** of basil, flowering dogwood, cyclamen, jasmine, passion flower, leaf and stem spot of calendula and dwarf mistletoe; on many other hosts as anthracnose.

**Colletotrichum gloeosporioides** (formerly *Colletotrichum elastica*). **Leaf Spot** on fig (*Ficus carica*). **Leaf Spot** of basil, flowering dogwood, cyclamen, jasmine, passion flower, leaf and stem spot of calendula and dwarf mistletoe; on many other hosts as anthracnose.

---

## Coniothyrium

► Cankers.

**Coniothyrium concentricum** (see *Microsphaeropsis concentrica*). **Leaf Spot** of century plant and yucca.

**Coniothyrium hellebori**. **Black Spot** of Christmas rose. Large, irregular, dark brown to black spots on both sides of leaves, often running together with concentric zonation; many leaves turn yellow prematurely and die; plants are weakened and fail to mature the normal number of leaves. Stems may be cankered, shrivel, and fall over, with wilting of unopened flower buds. Open petals sometimes have black spots. In wet weather in spring and fall the disease can spread through an entire planting in 2 or 3 days, but continuous moisture is necessary for infection. Spray with bordeaux mixture.

**Coniothyrium pyrina**. **Leaf Spot, Fruit Spot** of apple, pear.

**Microsphaeropsis concentrica** (formerly *Coniothyrium concentricum*). **Leaf Spot** of century plant and yucca. Spots are zoned, light grayish brown, an inch or more in diameter, with concentric rings of tiny black pycnidia. Large portions of leaves may be destroyed. Remove and burn diseased leaves.

---

## Corynespora

Deuteromycetes, Hyphomycetes

Hyphae and conidia both dark.

**Corynespora cassiicola** (Syn. *Helminthosporium vignicola*). **Soy Bean Target Spot**, also on cowpea, tomato, poinsettia, vinca, and privet; general in South. Circular to irregular, reddish brown leaf spots, pin point to 1/4 inch, often zonate and surrounded by yellow-green halos. Fruit necrotic pitting and freckles are also found on infected fruit. Dark brown spots on petioles, pods, and seed. Variety Ogden is moderately resistant. The same fungus causes reddish purple spots on azalea, hydrangea and leaf spots on lipstick vine, and on weeping fig and leaf spot on thyme.

---

## Cristulariella

Deuteromycetes, Moniliales, Moniliaceae

Sterile hyphae decumbent; fertile hyphae hyaline; ascending in a branched head with conidia at tips of intermediate branches; spores globose, hyaline, one-celled.

**Cristulariella depraedans.** **Leaf Spot** on sugar and other maples. Spots gray, definite or confluent.

**Cristulariella moricola.** **Zonate Leaf Spot** on Halesia. **Leaf Spot** on hibiscus and tomato.

**Cristulariella moricola** (Teleomorph, *Grovesinia pyramidalis*). **Leaf Spot** on maple, tree-of-heaven, apple, bean, blueberry, cherry, dogwood, hibiscus, sycamore, tung tree, viburnum, walnut, black walnut, beggar-ticks, trumpet vine, Mexican tea, dayflower, blue waxweed, tick clover, mistflower, white snakeroot, morning glory, Indian tobacco, blue cardinal-flower, beef-steak plant, poke, smart weed, false buckwheat, yellow dock, prickly mallow, goldenrod, catbird grape, nectarine, grape, maple, serviceberry and boxelder. Spots yellow-gray with definite margins.

---

## Cryptomycina

Ascomycetes, Rhytismatales

Apothecium splitting irregularly into lobes, hyphal layer thin; spores hyaline, one-celled.

**Cryptomycina pteridis.** **Tar Spot** of fern, bracken. Spots are usually on lower surface and between veins; leaves may roll.

---

## Cryptostictis

► Blights.

**Cryptostictis arbuti** (see *Seimatosporium arbuti*). **Leaf Spot** on *Arbutus menziesii*, *Manzanita*, ledum.

**Seimatosporium arbuti** (formerly *Cryptostictis arbuti*). **Leaf Spot** on *Arbutus menziesii*, *Manzanita*, ledum.

---

## Cycloconium

Deuteromycetes, Hyphomycetes

Mycelium coiled, spores small, dark, two-celled; scarcely different from short hyphae.

**Cycloconium oleaginum.** **Olive Leaf Spot, Peacock Spot, Ring Spot.** Blackish, more or less concentric rings on leaves, especially those weakened or old.



---

## Cylindrocladium

Deuteromycetes, Hyphomycetes

Conidiophores repeatedly dichotomously or trichotomously branched, each terminating in two or three phialides (cells developing spores); conidia hyaline, with two or more cells, cylindrical, borne singly; parasitic or saprophytic.

**Cylindrocladium avesciculatum.** **Leaf Spot** and **Twig Dieback** on holly, and *Leucothoë* sp.

**Cylindrocladium colhounii.** **Leaf Spot** on bottle-brush (*Callistemon*).

**Cylindrocladium clavatum.** **Leaf Spot** on bottle-brush (*Callistemon*).

**Cylindrocladium pteridis.** **Leaf Spot, Leaf Blight** of Washington palm. Numerous small dark brown spots with light margins are somewhat disfiguring.

**Cylindrocladium pteridis.** **Fern Leaf Spot, Leaf Blotch.** Reddish brown lesions run together to cover large areas. Pick off and burn infected fronds.

---

## Cylindrosporium

Deuteromycetes, Coelomycetes

Acervuli subepidermal, white or pale; conidiophores short, simple; conidia hyaline, filiform, straight or curved, one-celled or septate; parasitic on leaves.

**Cylindrosporium betulae.** **Brown Leaf Spot** of Birch. Sometimes serious enough to defoliate but not often present on ornamental trees.

**Cylindrosporium chrysanthemi.** **Chrysanthemum Leaf Spot.** Spots are dark brown with yellowish margins, increasing to take in the whole leaf, which hangs down. Similar to more common *Septoria* leaf spot.

**Cylindrosporium clematidinis.** **Clematis Leaf Spot.** Reddish brown spots on lower leaves, which may drop. Dusting with sulfur has been suggested.

**Cylindrosporium salicinum.** **Willow Leaf Spot.** Sometimes causing defoliation; can be controlled with bordeaux mixture if necessary.

**Cylindrosporium** sp. **Leaf Spot** on spirea, recorded from a Kansas nursery. Light yellow lesions turn dark brown, with masses of yellow conidia on underside.

---

## Cytospora

► Cankers.

**Cytospora** sp. **Leaf Spot** on mulberry.

---

## Dactylaria

**Dactylaria higginsii**. **Leaf Spot** on nutsedge.

---

## Dichotomophthoropsis

Deuteromycetes, Hyphomycetes

**Dichotomophthoropsis nympheae**. **Leaf Spot** on water-lily, and water shield.

---

## Didymaria

Deuteromycetes, Hyphomycetes

Conidiophores simple, arising from leaf surface in loose groups; conidia hyaline, two-celled, ovate-oblong, borne singly; parasitic on leaves.

**Didymaria didyma** (see *Ramularia didyma*). **Leaf Spot** on anemone. Angular brown spots.

**Ramularia didyma** (formerly *Didymaria didyma*). **Leaf Spot** on anemone. Angular brown spots.

---

## Didymellina

Acomycetes, Sphaeriales, Mycosphaerellaceae

Perithecia separate, innate or finally erumpent, not beaked; spores two-celled, hyaline.

**Didymellina macrospora** (*Heterosporium iridis*, *H. gracilis*) (see *Mycosphaerella macrospora*, Anamorph). **Irish Leaf Spot, Blotch, Fire** on both bulbous and rhizomatous iris.

**Didymellina ornithogali** (*Heterosporium ornithogali*) (see *Mycosphaerella ornithogali*). **Leaf Spot** on star-of-bethlehem.

**Didymellina poecilospora.** A weak parasite sometimes causing black discoloration of iris foliage.

**Mycosphaerella macrospora** (formerly *Didymellina macrospora*; *Heterosporium iridis*, *H. gracilis*, Anamorph). **Irish Leaf Spot, Blotch, Fire** on both bulbous and rhizomatous iris. The spotting is conspicuous toward the end of the season but is not too serious in a normally dry season. Usually the spots are confined to the upper half of leaves, but if plants are crowded and shaded and the summer is wet, the spotting appears earlier, covers more of the leaf, and is more damaging.

Spots are dark brown at first, surrounded by a water-soaked and then yellowing region; they enlarge into rather oval lesions, up to 1/2 inch long, with a red-brown border (Fig. 3.25). Flower buds and stems of bulbous iris may be attacked. Tufts of olive conidia turn the centers grayish, the spores being produced in abundance and splashed by rain to neighboring leaves. Infection is through stomata or directly through the epidermis. The fungus winters as mycelium in old leaves, and in spring produces a fresh crop of conidia or perithecia of the *Didymellina* stage. Soils deficient in lime apparently favor



Figure 3.25 Iris Leaf Spot

the disease. Repeated spotting reduces bloom and, after a number of years, may kill plants.

*Control.* It is often sufficient to remove and burn all old leaves at the end of the season; shearing back spotted leaves in midsummer is helpful. If the disease is regularly a problem, spray with bordeaux mixture, starting when fans are 6 to 8 inches high and repeating at 10- to 14-day intervals.

**Mycosphaerella ornithogali** (formerly *Didymellina ornithogali*; *Heterosporium ornithogali*, Anamorph). **Leaf Spot** on star-of-bethlehem. Occasional sooty spots on leaves, with foliage blackened and killed in severe infections.

---

## Didymosporium

Deuteromycetes, Coelomycetes

Conidia are slime-spores in acervuli; dark, two-celled.

**Didymosporium arbuticola.** **Leaf Spot** on *Arbutus menziesii*.

---

## Dilophospora

Deuteromycetes, Coelomycetes

Pycnidia distinct in a stroma; conidia very long, filiform, with bristlelike hairs at each end. Usually found on cereals and sometimes with the wheat nematode, causing a disease called twist.

**Dilophospora geranii** (see *Pestalozziella subsessilis*). **Leaf Spot** on native geranium.

**Pestalozziella subsessilis** (formerly *Dilophospora geranii*). **Leaf Spot** on native geranium.

---

## Diplodia

Deuteromycetes, Coelomycetes

Pycnidia black, separate, immersed or erumpent, globose or flattened, ostiolate; conidiophores simple, slender; conidia hyaline, two-celled, ovoid or ellipsoid; parasitic or saprophytic. Similar to *Ascochyta* but not produced in spots.

**Diplodia rhododendri** (see *Encoeliopsis rhododendron*). **Leaf Spot** on rhododendron.

**Encoeliopsis rhododendron** (formerly *Diplodia rhododendri*). **Leaf Spot** on rhododendron.

---

### **Diplothea (Stevensea)**

Ascomycetes, Myriangiales

Asci born singly in locules at various levels in a massive stroma; spores dark, several-celled.

**Diplothea wrightii**. **Black Spot, Charcoal Spot** of *Opuntia* cacti in Florida and Texas uncommon in the North. Dark spots, 1/4 inch or more in diameter, are surrounded by a ring of fruiting bodies.

---

### **Dothichiza**

► **Cankers.**

**Dothichiza caroliniana**. **Leaf Spot, Double Spot** of blueberry, found only on *Vaccinium australis* in North Carolina, but there causing extensive defoliation. Leaf spots are small, circular, with brown centers and a dark brown ring, but in late summer infection spreads to a secondary necrotic area around the original spot, giving the common name of double spot. Black pycnidia are formed sparsely in the spots. All varieties of high bush blueberries are somewhat susceptible, but Cabot, Dixie, Pioneer, and Rancocas are most damaged.

---

### **Ectostroma**

Deuteromycetes, Hyphomycetes

Black stromata formed in leaves and stems.

**Ectostroma liriodendri**. **Tar Spot**, widespread in tulip-trees but perhaps secondary after insect injury.

---

### **Epicoccum**

Deuteromycetes, Hyphomycetes

Sporodochia dark, rather cushion-shaped; conidiophores compact or loose, rather short; conidia dark, with one or more cells, globose; mostly saprophytic.

**Epicoccum asterinum** (see *Epicoccum nigrum*). **Leaf Spot** of yucca; *E. neglectum*, on royal palm; *E. nigrum*, on *Magnolia grandiflora*; *E. purpurascens*, on amaryllis.

**Epicoccum nigrum** (formerly *Epicoccum asterinum*). **Leaf Spot** of yucca; *E. neglectum*, on royal palm; *E. nigrum*, on *Magnolia grandiflora*; *E. purpurascens*, on amaryllis. All of these may be secondary infections. *E. neglectum* and *E. purpurascens* are also synonyms of *E. nigrum*.

---

## Exosporium

Deuteromycetes, Hyphomycetes

Conidia on subglobose to convex sporodochia; spores dark, with two to several cells, somewhat club-shaped.

**Discogloeum concentricum** (formerly *Exosporium concentricum*). **Leaf Spot** on euonymus and ligustrum (privet) in the South.

**Exosporium concentricum** (see *Discogloeum concentricum*). **Leaf Spot** on euonymus and ligustrum (privet) in the South.

---

## Fusicladium

Deuteromycetes, Hyphomycetes

Mycelium forming a stroma under cuticle of host; conidiophores dark, short; conidia dark, two-celled, produced successively as pushed-out ends of new growing tips. Parasitic on higher plants, causing scab as well as leaf spots.

**Fusicladium pisicola**. **Black Leaf** of peas, first reported in Utah in 1921, causing trouble with canning peas. Spots start as small, irregular whitish areas on undersurface of leaflets and stipules, but they darken to gray or black from the closely packed layer of dark conidia. The disease is not very important.

**Fusicladium robiniae** (see *Phaeoisariopsis robiniae*). **Leaf Spot, Seedling Leaf Blight** of black locust.

**Phaeoisariopsis robiniae** (formerly *Fusicladium robiniae*). **Leaf Spot, Seedling Leaf Blight** of black locust. Spots are small, with light centers and dark margins. There is frequently defoliation of seedlings, sometimes stunting and death.

---

## Gibbago

Deuteromycetes, Hyphomycetes

**Gibbago trianthemae.** **Leaf Spot** of horse purslane; a new genus and species, recently described (1986), with potential for bioherbicide activity.

---

## Gloeocercospora

Deuteromycetes, Hyphomycetes

Sporodochia formed on surface of host above stomata from hyphae emerging through openings; conidiophores hyaline, simple or branched; conidia hyaline, elongate to filiform, one- to many-septate, straight or curved, in a slimy matrix.

**Gloeocercospora inconspicua.** **Leaf Spot** of highbush and rabbit-eye blueberry. Circular to angular brownish spots on leaves, with sporodochia more frequent on upper surface. These are flat discs when dry, glistening globules when wet, containing curved, septate conidia.

**Gloeocercospora sorghi.** **Copper Spot** of turf. (► *Ramulispora sorghi*).

---

## Gloeosporium

► Anthracnose.

**Asteroma inconspicuum** (formerly *Gloeosporium inconspicuum*). **Elm Leaf Spot, Twig Blight, Anthracnose** on American and English elms. Subcircular brown spots with darker margins and centers are visible on upper and lower leaf surfaces.

**Cryptocline betularum** (formerly *Gloeosporium betularum*). **Leaf Spot, Anthracnose** of river birch. Spots are more or less circular, 1/8 inch across, brownish with pale centers and yellow margins.

**Gloeosporium betularum** (see *Cryptocline betularum*). **Leaf Spot, Anthracnose** of river birch.

**Gloeosporium inconspicuum** (see *Asteroma inconspicuum*). **Elm Leaf Spot, Twig Blight, Anthracnose** on American and English elms.

**Gloeosporium mezerei** (see *Marssonina daphnes*). **Leaf Spot** on daphne.

**Gloeosporium rhododendri.** **Leaf Spot** on rhododendron, tulip-tree.

**Gloeosporium ulmicola.** **Elm Leaf Spot.** Elongated spots on midribs, veins, and margins, visible on both leaf surfaces.

**Marssonina daphnes** (formerly *Gloeosporium mezerei*). **Leaf Spot** on daphne. Small brown spots on both sides of leaves.

---

## Glomerella

► Anthracnose.

**Glomerella cingulata.** **Leaf Spot**, widespread on queen palm, dracaena, and maranta. Sobralia blight of orchids. Dark discoloration starts at tip of leaves and advances toward base.

**Glomerella cingulata.** **Leaf Spot** on apple, aucuba, wampi, and croton. See under Anthracnose for this fungus on many other hosts.

**Glomerella** sp. **Black Spot** of Vanda orchids.

---

## Gnomonia

► Anthracnose.

**Gnomonia comari.** **Leaf Spot/Blotch** and **Fruit Rot** of strawberry.

**Gnomonia fragariae.** **Leaf Spot**, **Leaf Blotch** of strawberry. Often associated with *Dendrophoma* causing leaf blight, but not connected.

**Gnomonia nerviseda** (formerly *Gnomonia caryae* var. *pecanae*). **Pecan Liver Spot.** Dark brown circular spots, mostly along midribs on underside of leaves, appear in May and June. In autumn the color changes to cinnamon brown, and dark fruiting bodies appear; there may be premature defoliation. Spray in May with bordeaux mixture.

**Pecan Vein Spot.** Lesions resemble pecan scab on veins or leaf stems; sometimes a narrow brown lesion extends nearly the length of a midrib. Defoliation may be moderate or severe. Stuart variety is especially susceptible. Spray with bordeaux mixture just before and just after pollination; repeat 3 to 4 weeks later.

**Gnomonia ulmea,** Anamorph, *Gloeosporium ulmeum* (see *Stegophora ulmea*). **Elm Black Spot**, **Black Leaf Spot** of Elm, general on American, English, and Chinese elms.

**Gnomonia caryae** var. **pecanae** (see *Gnomonia nerviseda*). **Pecan Liver Spot.**



**Stegophora ulmea** (formerly *Gnomonia ulmea*, Anamorph, *Gloeosporium ulmeum*). **Elm Black Spot, Black Leaf Spot** of Elm, general on American, English, and Chinese elms. Spots on leaves are small but conspicuous, shining coal black, and slightly raised. Leaves may turn yellow and drop, with severe defoliation in a wet season, especially on Siberian elm. Defoliation in spring means death of twigs, but the disease is more common and less important toward fall. Ascospores are formed in spring in perithecia on fallen dead leaves; conidia are produced as a creamy exudate of spores in summer. The fungus also winters as mycelium in dormant buds.

*Control.* Rake and burn fallen leaves. Chemical control is required only in a wet spring, difficult to determine in advance.

---

## Gnomoniella

Ascomycetes, Diaporthales

Perithecia in substratum, beaked, membranous, separate; spores hyaline, one-celled.

**Gnomoniella coryli** (see *Mamianiella coryli*). **Leaf Spot** on hazel, frequent in northern states.

**Gnomoniella fimbriata** (see *Mamianiella fimbriata*). **Leaf Spot** of hornbeam.

**Mamianiella coryli** (formerly *Gnomoniella coryli*). **Leaf Spot** on hazel, frequent in northern states. Controlled with bordeaux mixture aided by cleaning up fallen leaves.

**Mamianiella fimbriata** (formerly *Gnomoniella fimbriata*). **Leaf Spot** of hornbeam.

---

## Gonatobotryum

Deuteromycetes, Hyphomycetes

Conidiophores dark, with spiny inflations at intervals, around which are borne ovoid, dark, one celled conidia.

**Gonatobotryum apiculatum.** **Leaf Spot** on witchhazel.

---

## Graphium

Deuteromycetes, Hyphomycetes

Synnema or coremium tall, dark, with a rounded terminal mass of conidia embedded in mucus; simple, hyaline conidiophores; oblong conidia reproducing by budding; parasitic.

**Graphium sorbi.** **Leaf Spot** of mountain-ash.

---

## Guignardia

► **Blotch Diseases.**

**Guignardia bidwellii** f. sp. **parthenocissi.** **Leaf Spot** on Boston ivy, pepper-vine, and Virginia creeper. Spots are numerous, angular, reddish brown, usually dark brown at margins, with black dots in center, minute pycnidia of the anamorph *Phyllosticta* state. Leaves are quite unsightly and there may be defoliation. Bordeaux mixture applied two or three times, starting as leaves are expanding, gives some control, but the “cure” looks about as bad as the disease. This fungus is a form of the species causing black rot of grapes.

---

## Helminthosporium

► **Blight.**

**Bipolaris cynodontis** (formerly *Helminthosporium cynodontis*). **Bermuda Grass Leaf Blotch**, general in South. Olive brown indefinite lesions on dry leaves.

**Bipolaris setariae** (formerly *Helminthosporium setariae* (*Drechslera setariae*)). **Leaf and Petal or Greasy Spot** on geranium, areca palm, fishtail palm, rhaps palm, *Calathea* spp. *Maranta* spp., and *Chamaedorea* spp.

**Bipolaris sorokiniana** (formerly *Helminthosporium sativum*). **Melting-out**, prevalent on bent grass in warm weather. **Leaf Spot** on Russian wildrye (*Elymus*); **Spot Blotch** on switchgrass (*Panicum*).

**Bipolaris sorokiniana** (formerly *Helminthosporium sorokiniana*). **Leaf Spot** and **Stem Spot** of wild rice. **Leaf and Pod Spot** on bean.

**Drechslera catenaria** (formerly *Helminthosporium catenarium*). **Leaf Spot** on ribbon-grass.

**Drechslera dictyoides** (formerly *Helminthosporium dictyoides*). **Fescue Netblotch**, general on fescue. Dark streaks across green leaves with darker lengthwise streaks form a net pattern. Leaves turn yellow and die back from tips.

**Drechslera erythrospilum** (formerly *Helminthosporium erythrospilum*). **Red Leaf Spot** on redtop and bent grasses, widespread in eastern and midwestern states. Under wet conditions lesions have small, pale centers with russet borders; in dry weather leaves wither as in drought but with less evident spotting. Conidia are typically cylindrical, rounded at both ends, yellowish, and germinate from any or all cells (see Fig. 3.23).

**Drechslera giganteum** (formerly *Helminthosporium giganteum*). **Zonate Leaf Spot, Eye Spot** on bent grasses, Canada and Kentucky bluegrass, and Bermuda grass. The disease is present in turf and in nursery rows. Spots are small, 1/16 to 1/8 inch, bleached-straw color in centers. In presence of moisture (dew is sufficient) the fungus grows periodically into new areas, giving the zoned appearance. In continued wet weather leaves are killed and grass turns brown. Metropolitan and velvet bent grasses are less susceptible. Most injury is in July and August. The fungus overwinters as dormant mycelium in old leaves.

**Drechslera poae** (formerly *Helminthosporium vagans*). **Bluegrass Leaf Spot, Going-Out, Melting-out, Foot Rot**, general but most injurious in northeastern states, on bluegrass only. Scattered circular to elongate leaf spots, 0.5 to 3 by 1 to 8 mm, have prominent reddish brown to black borders; centers are brown changing to straw-colored or white with age. The disease, favored by cool rainy weather, usually appears in early spring, sometimes in late fall, and is most severe on close-clipped turf. Grass thins out in large areas; roots rot; weeds invade exposed soil.

*Control.* Merion bluegrass is quite resistant to leaf spot and will stand close-clipping. For other bluegrasses cut high and fertilize well to help turf withstand the disease.

**Drechslera siccans** (formerly *Helminthosporium siccans*; Teleomorph, *Pyrenophora lolii*). **Brown Blight** on fescue, and ryegrass. Leaves die back with numerous dark chocolate-brown spots, oval to elongate and often coalescing. The disease appears in early spring in cool, moist weather.

**Drechslera stenacra** (formerly *Helminthosporium stenacrum*). **Leaf Mold** on redtop and bent grasses. Indefinite spots; leaves dry, withered, in fall.

**Drechslera triseptata** (formerly *Helminthosporium triseptatum*). **Leaf Spot, Gray Leaf Mold** on redtop, spike and bentgrasses in Oregon, Washington, and New York. Leaf tips are killed with vague lesions; gray mold appears on dying tissue.

**Drechslera tritici-repentis** (formerly *Helminthosporium tritici-repentis*). **Leaf Spot** on Russian wildrye (*Elymus*).

**Exserohilum rostratum** (formerly *Helminthosporium rostratum*). **Leaf Spot** on bromelia, areca palm, fishtail palm, rhapsis palm, sweet sorghum, and *Chamaedorea* spp.

**Helminthosporium catenarium** (see *Drechslera catenaria*). **Leaf Spot** on ribbon-grass.

**Helminthosporium cynodontis** (see *Bipolaris cynodontis*). **Bermuda Grass Leaf Blotch**, general in South.

**Helminthosporium dictyoides** (see *Drechslera dictyoides*). **Fescue Net-blotch**, general on fescue.

**Helminthosporium erythrospilum** (see *Drechslera erythrospilum*). **Red Leaf Spot** on redtop and bent grasses, widespread in eastern and midwestern states.

**Helminthosporium giganteum** (see *Drechslera giganteum*). **Zonate Leaf Spot, Eye Spot** on bent grasses, Canada and Kentucky bluegrass, and Bermuda grass.

**Helminthosporium rostratum** (see *Exserohilum rostratum*). **Leaf Spot** on bromelia, areca palm, fishtail palm, rhapsis palm, sweet sorghum, and *Chamaedorea* spp.

**Helminthosporium sativum** (see *Bipolaris sorokiniana*). **Melting-out**, prevalent on bent grass in warm weather. **Leaf Spot** on Russian wildrye (*Elymus*); **Spot Blotch** on switchgrass (*Panicum*).

**Helminthosporium setariae** (*Drechslera setariae*) (see *Bipolaris setariae*). **Leaf and Petal or Greasy Spot** on geranium, areca palm, fishtail palm, rhapsis palm, *Calathea* spp. *Maranta* spp., and *Chamaedorea* spp.

**Helminthosporium siccans**; Teleomorph, *Pyrenophora lolii* (see *Drechslera siccans*). **Brown Blight** on fescue, and ryegrass.

**Helminthosporium sorokiniana** (see *Bipolaris sorokiniana*). **Leaf Spot** and **Stem Spot** of wild rice. **Leaf and Pod Spot** on bean.

**Helminthosporium stenacrum** (see *Drechslera stenacra*). **Leaf Mold** on redtop and bent grasses.

**Helminthosporium triseptatum** (see *Drechslera triseptata*). **Leaf Spot, Gray Leaf Mold** on redtop, spike and bentgrasses in Oregon, Washington, and New York.

**Helminthosporium tritici-repentis** (see *Drechslera tritici-repentis*). **Leaf Spot** on Russian wildrye (*Elymus*).

**Helminthosporium vagans** (see *Drechslera poae*). **Bluegrass Leaf Spot, Going-Out, Melting-out, Foot Rot**, general but most injurious in north-eastern states, on bluegrass only.

---

## Hendersonia

Deuteromycetes, Coelomycetes

Pycnidia smooth, innate or finally erumpent, ostiolate; conidia dark, several-celled, elongate to fusoid; saprophytic or parasitic.

**Hendersonia concentrica.** Leaf Spot on rhododendron.

**Hendersonia crataegicola.** Leaf Spot on hawthorn. Spots irregular, dark brown.

---

## Cladosporium (Heterosporium)

Deuteromycetes, Hyphomycetes

Conidiophores dark, simple; conidia dark, spiny, cylindrical, with three or more cells; parasitic, causing leaf spots, or saprophytic.

**Acroconidiella escholtziae** (formerly *Heterosporium escholtziae*). **Capsule Spot, Leaf Spot, Stem Spot** of California poppy. Lesions faint purplish brown; seed capsules may shrivel. Treat seed with hot water, 125°F, for 30 minutes.

**Cladosporium allii** (formerly *Heterosporium allii*). **Leaf Spot** on onion, leek, shallot, chive, and garlic; rare in North America. Leaves have elliptical, depressed, pale brown spots, and yellow and wither from tip downward.

**Cladosporium echinulatum** (formerly *Heterosporium echinulatum*). **Fairy Ring Spot, Leaf Mold** on carnation, occasional in greenhouses. Bleached spots on leaves have black spore groups in ring formation. Syringe as little as possible and on bright days; control ventilation.

**Cladosporium iridis** (formerly *Heterosporium gracile*). **Leaf Spot** on chlorogalum, daylily, same as *H. iridis* on iris (conidial state of *Didymellina macrospora*). **Leaf Spot** on iris, blackberry, lily, freezia, and gladiolus.

**Cladosporium variabile** (formerly *Heterosporium variabile*). **Leaf Spot**, pinhead “rust” of spinach, cabbage mold, sometimes severe in cold, wet weather. Circular, chlorotic spots with brown or purple margins enlarge and multiply until they cover most of the leaf, which turns yellow, withers, dies. There is a greenish black mold on both leaf surfaces, made up of large olive conidia, one- to six-celled, covered with warts. Keep plants growing vigorously in wall-drained soil.

**Heterosporium allii** (see *Cladosporium allii*). **Leaf Spot** on onion, leek, shallot, chive, and garlic; rare in North America.

**Heterosporium echinulatum** (see *Cladosporium echinulatum*). **Fairy Ring Spot, Leaf Mold** on carnation, occasional in greenhouses.

**Heterosporium escholtziae** (see *Acroconidiella escholtziae*). **Capsule Spot, Leaf Spot, Stem Spot** of California poppy.

**Heterosporium gracile** (see *Cladosporium iridis*). **Leaf Spot** on chlorogalum, daylily, same as *H. iridis* on iris (conidial state of *Didymellina macrospora* (Fig. 3.25)). **Leaf Spot** on iris, blackberry, lily, freesia, and gladiolus.

**Heterosporium variabile** (see *Cladosporium variabile*). **Leaf Spot**, pin-head “rust” of spinach, cabbage mold, sometimes severe in cold, wet weather.

---

## Illosporium

Deuteromycetes, Hyphomycetes

Sporodochia cushionlike, light-colored; conidiophores hyaline, branched with phialides bearing conidia apically; spores hyaline, one-celled; parasitic or saprophytic, often secondary.

**Illosporium malifoliorum**. **Leaf Spot** of apple and crabapple.

---

## Isariopsis

Deuteromycetes, Hyphomycetes

Dark, synnemata composed of loose conidiophores with spores at or near tips; conidia dark or pale, with two or more cells, cylindrical to obclavate, often curved; parasitic.

**Isariopsis griseola** (see *Phaeoisariopsis griseda*). **Angular Leaf Spot, Pod Spot** of beans, also sweet pea.

**Phaeoisariopsis griseda** (formerly *Isariopsis griseola*). **Angular Leaf Spot, Pod Spot** of beans, also sweet pea. Small, angular brown spots are so numerous they give a checkerboard appearance to leaves. The fungus forms a gray moldy covering over dead areas on underside of leaves. Pod spots are conspicuous when present, black with red or brown centers, varying from a speck to the width of the pod. Small, dark synnemata scattered over

the surface bear large conidia, with two to four cells, at top of stalks. They are probably wind-disseminated. Control measures are seldom practical. Also, **Leaf Spot** on kidney bean.

---

## **Kabatia**

Deuteromycetes, Coelomycetes

Pycnidia with a radiate shield or scutellum, with an ostiole; spores two-celled, hyaline, like a tooth at the apex.

**Kabatia lonicerae.** **Leaf Spot** on honeysuckle.

---

## **Lasiobotrys**

Ascomycetes, Dothideales

Perithecia in a ring around a sclerotial stroma; spores dark, two-celled.

**Lasiobotrys lonicerae.** **Leaf Spot** on honeysuckle. Spot is well-marked with small, dark, wartlike stromas.

---

## **Leptostromella**

Deuteromycetes, Coelomycetes

Pycnidia elongate, with a cleft; separate; spores filiform, with rounded ends, hyaline, continuous to septate on simple conidiophores.

**Leptostromella elastica.** **Leaf Spot** of rubber-plant. The symptoms appear in spots and streaks, but infection spreads until the entire leaf is involved. Black lines outline spots in which small black pycnidia produce long, colorless spores. Remove and burn infected leaves.

---

## **Leptothyrella**

Deuteromycetes, Coelomycetes

Pycnidia with a radiate shield, separate; spores 2-celled, hyaline.

**Leptothyrella liquidambaris** (see *Tubakia dryina*). **Leaf Spot** red on sweetgum.

**Tubakia dryina** (formerly *Leptothyrella liquidambaris*). **Leaf Spot** red on sweetgum.

---

## Leptothyrium

Deuteromycetes, Coelomycetes

Pycnidium flattened with a more or less radiate shield, opening with a ostiole; spores one-celled, hyaline, on simple conidiophores.

**Kabatia periclymeni** (formerly *Leptothyrium periclymeni*). **Leaf Spot** on honeysuckle, widespread.

**Leptothyrium californicum**. **Leaf Spot** on coast live oak.

**Leptothyrium dryinum** (see *Tubakia dryina*). **Leaf Spot** on white oak.

**Leptothyrium periclymeni** (see *Kabatia periclymeni*). **Leaf Spot** on honeysuckle, widespread.

**Tubakia dryina** (formerly *Leptothyrium dryinum*). **Leaf Spot** on white oak.

---

## Linospora

Ascomycetes, Diaporthales

Perithecia innate, beak often lateral, with a shield; paraphyses lacking; spores spindle-shaped to filiform, hyaline.

**Linospora gleditschiae**. **Leaf Spot, Tar Spot** on honey locust in the South. Numerous black fruiting bodies are formed on undersurface of leaves.

---

## Lophodermium

Ascomycetes, Rhytismatales

Fruiting body a hysterothecium, midway between an elongated perithecium and a compressed apothecium, hard, black, opening with a long narrow slit; paraphyses present; hooked at tip; spores filiform, septate or continuous. Most species cause needle casts.

**Lophodermium schweinitzii**. **Rhododendron Leaf Spot**. Large silvery white spots with red, raised margins have very prominent oval, black fruiting bodies on the upper surface. Lower side of spots is a light chocolate brown.



Infected portions may fall out, leaving irregular holes. The disease is more common on native than on hybrid varieties.

---

## Macrophoma

### ► Cankers.

**Macrophoma candollei.** **Leaf Spot** of boxwood. Conspicuous black pycnidia on dead leaves, usually straw-colored, sometimes brown or tan. The fungus is a weak parasite coming in secondarily after winter injury or other predisposing factors.

---

## Marssonina

### ► Anthracnose.

**Cylindrosporium populinum** (formerly *Marssonina rhabdospora*; Teleomorph, *Pleuroceras populi*). **Leaf Spot** of poplar. Brown spots on living leaves; beaked pyriform perithecia formed in fallen leaves over winter.

**Didymosporina aceris** (formerly *Marssonina truncatula*). **Leaf Spot** and **Leaf Blight** of Norway maple.

**Diplosporonema delastrei** (formerly *Marssonina delastrei*). **Leaf Spot** on corncockle and campion.

**Discella ochroleuca** (formerly *Marssonina ochroleuca*). **Leaf Spot** on oak, American chestnut. Spots are circular, yellow to brown with concentric markings, small on chestnut, up to an inch on oak.

**Marssonina daphnes.** **Daphne Leaf Spot.** Small, thick brown spots on both sides of leaf, which turns yellow, dies.

**Marssonina delastrei** (see *Diplosporonema delastrei*). **Leaf Spot** on corncockle and campion.

**Marssonina fraxini** (see *Piggotia fraxini*). **Ash Leaf Spot**, sometimes serious in nursery stock, controlled by spraying with bordeaux mixture.

**Marssonina juglandis.** See *Gnomonia leptostyla* under Anthracnose.

**Marssonina ochroleuca** (see *Discella ochroleuca*). **Leaf Spot** on oak, American chestnut.

**Marssonina populi.** **Poplar Leaf Spot.** Brown spots with darker margins. There may be premature defoliation and killing of twigs.

**Marssonina rhabdospora** (Teleomorph, *Pleuroceras populi*) (see *Cylindrosporium populinum*). **Leaf Spot** of poplar.

**Marssonina rosae**. Anamorph state of the rose blackspot fungus, *Diplocarpon rosae*.

**Marssonina tremulae**. **Leaf Spot** on poplar.

**Marssonina truncatula** (see *Didymosporina aceris*). **Leaf Spot** and **Leaf Blight** of Norway maple.

**Piggotia fraxini** (formerly *Marssonina fraxini*). **Ash Leaf Spot**, sometimes serious in nursery stock, controlled by spraying with bordeaux mixture.

---

## Mastigosporium

Deuteromycetes, Hyphomycetes

Conidiophores hyaline, very short, simple; conidia with four or more cells, with or without apical appendages: broadly cylindrical with rounded or pointed ends; parasitic on grasses.

**Mastigosporium rubricosum**. **Leaf Fleck** on redtop and bent grasses. Spores with rounded ends, without appendages.

---

## Melanconium

Deuteromycetes, Coelomycetes

Acervuli subcutaneous or subcortical, conic or discoid, black; with setae; conidiophores simple; conidia dark, one-celled, ovoid to ellipsoid; parasitic or saprophytic.

**Melanconium pandani**. **Leaf Spot** on pandanus.

---

## Melasmia

Deuteromycetes, Coelomycetes

Pycnidia in a broad, black, flattened stroma that is superficial or nearly so, dimidiate; conidiophores simple or branched; spores hyaline or subhyaline, one-celled, allantoid or fusoid; parasitic on leaves; anamorph states of *Rhytisma*.

**Melasmia falcata**. **Tar Spot** of persimmon.

**Melasmia menziesiae**. **Leaf Spot** tar spot of azalea.

---

## Micropeltis

► Blights.

**Micropeltis alabamensis.** Black Leaf Spot on magnolia.

---

## Microstroma

Basidiomycetes, Exobasidiales

Sporodochia small, white, breaking through epidermis; conidiophores hyaline, one-celled, somewhat clavate, bearing conidia on short sterigmata; spores hyaline, one-celled, small, oblong; parasitic. "Conidia" are now known to be basidiospores.

**Microstroma juglandis.** Leaf Spot, White Mold, Downy Spot, Witches' Broom of pecan, walnut, and hickory. Yellow blotching of upper side of leaves and a glistening white coating on underside, due to pustules with enormous numbers of spores, may be accompanied by premature defoliation. On shagbark hickory the fungus also invades the stems, causing witches' brooms up to 3 feet across. Leaves formed on them in spring are yellow-green, with white powder on underside. Leaflets are small, curled, and soon drop. Prune out witches' brooms; spray with bordeaux mixture.

---

## Microthyriella

► Fruit Spots.

**Microthyriella cuticulosa.** Black Spot of holly. Dark spots on leaves of American holly, Georgia.

---

## Monochaetia

► Cankers.

**Monochaetia monochaeta.** Leaf Spot on chestnut, white, red, and coast live oaks, winged elm, hickories, especially destructive in the Southeast. Spots are large, 1 to 2 inches in diameter, with pale green or yellow centers with a red and brown border or concentric zones of gray, yellow, and brown.

Symptoms appear most often in late summer when loss of green tissue is not so important.

---

### **Lembosina (Morenoella)**

See *Lembosia* under Black Mildew.

**Lembosina quercina** (formerly *Morenoella quercina*). **Leaf Spot, Black Mildew** of red and black oaks; twig blight of white oak, common in Southeast. Spots are purplish black, roughly circular, up to 1/3 inch across, on upper surface and irregular brown areas on underside. Mycelium is superficial in early summer, but by late summer there are subcuticular hyphae and a black shield formed over a flat cushion of fertile cells. Asci are mature and shield is fissured by spring.

**Morenoella quercina** (see *Lembosina quercina*). **Leaf Spot, Black Mildew** of red and black oaks; twig blight of white oak, common in Southeast.

---

### **Mycosphaerella**

► **Blights.**

**Mycosphaerella angulata**. **Angular Leaf Spot** of muscadine grapes. Many small, angular black spots, more conspicuous on lower surface of leaves, which may turn yellow and die.

**Mycosphaerella arachidis**. **Peanut Leaf Spot**. ► *Cercospora arachidicola*.

**Mycosphaerella berkeleyi**. **Peanut Leaf Spot**. ► *Cercospora personata*.

**Mycosphaerella** (Anamorph, Pseudocercospora) **bolleana**. **Leaf Spot** of fig, and rubber-tree.

**Mycosphaerella** (Anamorph, *Asteromella brassicae*) **brassicicola**. **Ring Spot** of crucifers, chiefly cabbage and cauliflower, sometimes brussels sprouts, broccoli, and turnip. Dead spots in leaves, small to 1/2 inch, are surrounded by a green zone that keeps its color even if the rest of the leaf turns yellow. Small black pycnidia are deeply embedded in the dead tissue, often in concentric rings. In moist weather conidia ooze from pycnidia in pink tendrils. The fungus winters in old plant refuse, and ascospores are forcibly ejected from perithecia in spring. The disease is confined to the Pacific Coast and, as black blight, is serious on the seed crop in the Puget Sound area. Sanitary measures and crop rotation keep it in check.

**Mycosphaerella caroliniana.** **Leaf Spot, Purple Blotch** on oxydendron (sourwood). Reddish or purple spots on foliage in midsummer have dry, brown centers. Pycnidia embedded in tissue break through lower surface, spores being formed in great numbers.

**Mycosphaerella caryigena.** **Pecan Downy Spot.** Conidial stage has been listed as a *Pseudocercospora caryigena*. Leaf spots are pale yellow when young, turning yellow-brown, brown, or black. Conidia produced in minute acervuli on underside of leaves form a white downy or frosty coating; leaves may drop early. Spores are spread in rain, fog, and dew. The fungus overwinters in leaves, liberating ascospores in spring to infect new foliage. Moneymaker and Stuart varieties are especially susceptible.

*Control.* Turn under old leaves before spring (plowing under winter cover in spring takes care of this). Spray as for scab, bordeaux mixture when leaves are half-grown and bordeaux plus 4 pounds of zinc sulfate when tips of small nuts have turned brown.

**Mycosphaerella cerasella.** ▶ *Cercospora circumscissa*.

**Mycosphaerella** (Anamorph, *Cercospora*) **cercidicola.** **Redbud Leaf Spot,** general. Spots are circular to angular or irregular with raised dark brown borders. With age, lesions become grayish above and rusty brown on the undersurface, with the leaf tissue yellow-green outside the borders. Spores are formed on fascicles of conidiophores projecting through stomata. The fungus winters on fallen leaves, producing perithecia in spring. Twigs may be attacked as well as foliage.

**Mycosphaerella citri.** **Leaf Spot or Greasy Spot** on citrus.

**Mycosphaerella colorata.** **Mountain-Laurel Leaf Spot.** ▶ *Phyllosticta kalmicola*.

**Mycosphaerella** (Anamorph, *Pseudocercospora cruenta*) **cruenta.** **Leaf Spot, Leaf Blotch** of soybean, and kidney bean. Leaf spots distinct to indistinct, circular to irregular, greenish to yellowish to rusty brown to almost red, sometimes with gray centers.

**Mycosphaerella effigurata** (Anamorph, *Piggotia fraxini*). **Ash Leaf Spot,** general east of the Plains. Spots small, purple to brown with yellow borders.

**Mycosphaerella fragariae.** **Strawberry Leaf Spot, Black-Seed Disease,** general on strawberries. Leaf spots are first purple then reddish with light brown or white centers, 1/8 to 1/4 inch across. Spots are also present on petioles and fruit stems, and occasionally there are black spots on fruit, with blackened achenes prominent against the white of unripe berries. Fruit

is poor; total yield is reduced; runner plants are weakened. Conidia of the *Ramularia* stage are produced in clusters of short conidiophores on underside of diseased areas; perithecia are formed in autumn at the edge of the leaf spots where the fungus winters. New conidia are produced in spring with most infection taking place through stomata. There is a difference in varietal susceptibility.

*Control.* Set healthy plants in well-drained soil; remove diseased leaves before planting; spray with bordeaux mixture before planting and follow with two or three more applications. The conidia are very sensitive to copper, which prevents sporulation and kills nongerminated spores.

**Mycosphaerella fraxinicola** (Anamorph, *Phyllosticta viridis*). **Ash Leaf Spot**, east of the Rocky Mountains.

**Mycosphaerella juglandis.** **Leaf Spot** of black walnut.

**Mycosphaerella liriodendri** (*Phyllosticta liriodendrica*). **Tulip-Tree Leaf Spot.**

**Mycosphaerella louisianae.** **Purple Leaf Spot** of strawberry, in the South. Large, irregular, reddish purple areas.

**Mycosphaerella mori.** **Mulberry Leaf Spot**, widespread, with the conidial stage reported variously as *Cercospora*, *Cylindrosporium*, *Phloeospora*, *Septogloeum*, and *Septoria*. Yellow areas on upper leaf surface are matched by whitish patches underneath, the fungus forming a white downy or powdery coating. The disease is most serious in shady locations.

**Mycosphaerella nigromaculans.** **Black Stem Spot** of cranberry, reported from all cranberry areas, often associated with red leaf spot. The fungus enters through leaves, grows down the petioles, and forms elongated black spots on the stems, which may be completely girdled, followed by defoliation. Fruiting bodies are produced in autumn on dead stems with ascospores discharged in rainy periods in spring. The anamorph state of the fungus is a *Ramularia nigromaculans*.

**Mycosphaerella nyssicola** (Anamorph, *Phyllosticta nyssae*). **Tupelo Leaf Spot**, on sour gum and water tupelo. Purplish irregular blotches, an inch or more across, are scattered on upper leaf surface with lower surface dark brown. There may be heavy defoliation. Perithecia mature in spring on fallen leaves.

**Mycosphaerella personata** (Anamorph, *Isariopsis clavispora*). **Leaf Spot**, widespread on muscadine and other grapes after midseason. Spots are dark brown, 1/4 to 1/2 inch, surrounded by a yellow circle but with a narrow band of normal green between spot and circle.

**Mycosphaerella populicola** (Anamorph, *Septoria populicola*); **M. populorum** (*S. musiva*). **Leaf Spot** of native poplar; **Canker** on twigs and branches of hybrid poplars.

**Mycosphaerella psilospora** (Anamorph, *Septoria querceti*). **Oak Leaf Spot** on red and other oaks, common in Iowa. Spots very small, circular, with strawcolor centers and dark margins.

**Mycosphaerella ribis**. **Leaf Spot** of flowering currant.

**Mycosphaerella ribis** (*M. grossulariae*, Anamorph, *Septoria ribis*). **Leaf Spot** of gooseberry, current. Numerous small brown spots with grayish centers are formed on both sides of leaves; there may be premature defoliation. The fungus winters in leaves, producing ascospores in late spring. Two sprays of bordeaux mixture plus 1 pint of self-emulsifying cottonseed oil per 100 gallons have given good control of leaf spot on gooseberries in New York. The first application is about June 1, the second in July right after fruit is picked.

**Mycosphaerella rosicola**. ▶ *Cercospora rosicola*.

**Mycosphaerella rubi**. ▶ *Septoria rubi*.

**Mycosphaerella pyri** (Anamorph, *Septoria pyricola*). **Pear Leaf Spot**, also on quince, occasional on apple. Spots are small, 1/8 to 1/4 inch, grayish in center, dotted with black fruiting bodies, with a well-defined dark brown margin. There are marked differences in susceptibility in pear varieties. Flemish Beauty, Duchess, and Winter Nellis are moderately, and Kieffer very, resistant. Sprays applied for leaf blight or scab control leaf spot.

---

## Mycocentrospora

**Mycocentrospora verrucosa**. **Leaf Spot** on euonymus.

---

## Myrothecium

Deuteromycetes, Hyphomycetes

Sporodochia cushionlike, light or dark; conidiophores subhyaline to colored, repeatedly branched, bearing conidia terminally; conidia subhyaline to dark, one-celled, ovoid to elongate; weakly parasitic or saprophytic.

**Myrothecium roridum**. **Leaf Spot** on snapdragon, stock, eremurus, gardenia, hollyhock, aeschynanthus, aglaonema, aphelandra, dieffenbachia, epis-

cia, fittonia, nematanthus, hoya, peperomia, pilea, and sphathiphyllum. Tissues are dry, brittle, with black sporodochia. Snapdragon leaves and flowering stems wilt, with sunken cracked cankers. Avoid excessive moisture; sterilize soil.

---

## Nematostoma

Ascomycetes, Dothideales

**Nematostoma occidentale**. **Leaf Hair Discoloration** on Artemisa.

---

## Neottiospora

Deuteromycetes; Coelomycetes

Pycnidia dark, smooth, innate; spores hyaline, one-celled with two to several appendages at the apex.

**Alpakesa yuccifolia** (formerly *Neottiospora yuccifolia*). **Yucca Leaf Spot**.  
**Neottiospora yuccifolia** (see *Alpakesa yuccifolia*). **Yucca Leaf Spot**.

---

## Ophiodothella

Ascomycetes, Phyllachorales

Asci in locules immersed in groups in a stroma, covered by host tissue at maturity; paraphyses lacking; spores filiform.

**Ophiodothella vaccinii**. **Leaf Spot** on huckleberry, and farkleberry.

---

## Ovularia

Deuteromycetes, Hyphomycetes

Conidiophores emerging from leaves in clusters, simple or branched; conidia hyaline, one-celled, ovoid or globose, apical or lateral, single or sometimes catenulate; parasitic.

**Ovularia aristolochiae**. **Leaf Spot** on Dutchmans-pipe.

**Ovularia pulchella** (see *Ramularia pusilla*). **Tan Leaf Spot** on creeping bent grass.



**Ramularia pusilla** (formerly *Ovularia pulchella*). **Tan Leaf Spot** on creeping bent grass.

## Pestalotia

### ► Blights.

**Pestalotia aquatica** (see *Pestalotiopsis aquatica*). **Leaf Spot** of arrow-arum.

**Pestalotia aucubae**. **Aucuba Leaf Spot**. The fungus appears as a weak parasite in sunscald spots or after other fungi.

**Pestalotia cliftoniae**. **Leaf Spot** on buckwheat-tree. Ashy or pale brown spots. Spores usually curved, constricted at septa, three setae at crest.

**Pestalotia funerea** (see *Pestalotiopsis funerea*). **Leaf Spot, Bark and Cone Spot** on conifers.

**Pestalotia guepini** (see *Pestalotiopsis maculans*). **Camellia Leaf Spot**, widespread.

**Pestalotia leucothoës** (see *Pestalotiopsis leucothoës*). **Leucothoë Leaf Spot**, apparently following winter injury or other disease.

**Pestalotia macrotricha** (see *Pestalotiopsis quepini* var. *macrotricha*). **Rhododendron Leaf Spot**, gray blight, twig blight, widespread on azalea and rhododendron after winter injury.

**Pestalotia palmarum** (see *Pestalotiopsis palmarum*). **Palm Leaf Spot, Gray Leaf. Pestalotia rhododendri** (see *Pestalotiopsis sydowiana*). **Rhododendron Leaf Spot**.

**Pestalotiopsis aquatica** (formerly *Pestalotia aquatica*). **Leaf Spot** of arrow-arum. Irregular, chestnut-brown spots, up to an inch in diameter, have purplish or dark borders and are wrinkled concentrically. Acervuli are sparse, black, erumpent on upper side of leaf. Spores are five-celled with three widely divergent setae.

**Pestalotiopsis funerea** (formerly *Pestalotia funerea*). **Leaf Spot, Bark and Cone Spot** on conifers. Pathogenicity of the fungus is questionable. Median spore cells are dark brown; apical hyaline cell has four or five erect setae.

**Pestalotiopsis leucothoës** (formerly *Pestalotia leucothoës*). **Leucothoë Leaf Spot**, apparently following winter injury or other disease.

**Pestalotiopsis maculans** (formerly *Pestalotia guepini*). **Camellia Leaf Spot**, widespread. Numerous, punctiform black fruiting bodies are scat-

tered over papery gray spots. The spores are five-celled, bright olivaceous, with one to four divergent, sometimes branched, setae, and a straight, short pedicel. This species seems to be a true parasite.

**Pestalotiopsis palmarum** (formerly *Pestalotia palmarum*). **Palm Leaf Spot, Gray Leaf.** Black pustules are sparsely produced on both surfaces of pale, dead areas with definite, reddish brown borders. Spores are five-celled, with two or three setae, usually knobbed. The fungus is a wound parasite.

**Pestalotiopsis quepini** var. **macrotricha** (formerly *Pestalotia macrotricha*). **Rhododendron Leaf Spot, gray blight, twig blight,** widespread on azalea and rhododendron after winter injury. Dark or pale spots with black raised pustules are scattered over stems and leaves. Spots are often silvery gray on upper surface and dark brown underneath, with densely gregarious acervuli sooty from dark spores.

**Pestalotiopsis sydowiana** (formerly *Pestalotia rhododendri*). **Rhododendron Leaf Spot.** Black pustules are scattered without order over dried brown areas of living leaves. Spores are broader than those of *P. macrotricha* and have shorter setae.

---

## **Pestaloziella**

Deuteromycetes, Coelomycetes

Conidia hyaline, one-celled, with a branched appendage at apex; acervuli subcutaneous; conidophores slender, simple or branched.

**Pestaloziella subsessilis.** **Leaf Spot** on geranium.

---

## **Pezizella (Allophylaria)**

Ascomycetes, Helotiales

Apothecia sessile, bright-colored, smooth; paraphyses filiform, blunt; spores elliptical to fusoid, hyaline, one-celled.

**Discohainesia oenotherae** (formerly *Pezizella (Discohainesia) oenotherae*). **Leaf Spot, Fruit Rot** of blackberry, raspberry, and strawberry; leaf spot of evening primrose, eugenia, galax, loosestrife, ludwigia, mock-strawberry, May-apple, peony, and sumac. Spots are irregular, gray in center with a dark

brown border. Fruiting bodies are light amber discs; spores are amber in masse.

**Pezizella (Discohainesia) oenotherae** (see *Discohainesia oenotherae*).

**Leaf Spot, Fruit Rot** of blackberry, raspberry, and strawberry; leaf spot of evening primrose, eugenia, galax, loosestrife, ludwigia, mock-strawberry, May-apple, peony, and sumac.

---

## Phacidium

► Blights.

**Phacidium curtisii.** **Tar Spot, Leaf Spot** of American holly, more serious in southern commercial plantings. Small yellow spots appearing in early summer age to reddish brown with narrow yellow borders. At end of season flat, black, cushion-shaped stromata develop beneath the epidermis. Leaves seldom drop prematurely, but infected areas may fall out leaving holes. In years of heavy rainfall berries as well as leaves are spotted. Remove lower branches; clean up and burn or turn under fallen leaves. Spray with bordeaux mixture.

---

## Phaeosphaeria

Ascomycetes; Dothideales

**Phaeosphaeria maydis.** **Leaf Spot** on sweet corn.

---

## Phaeotrichoconis

Deuteromycetes, Hyphomycetes

**Phaeotrichoconis crotalariae.** **Leaf Spot** on areca palm; leaf spots on palms which are similar in appearance are caused more often by *Bipolaris*, *Helminthosporium setariae* and *Helminthosporium (Exserohilum) rostratum*.

---

## Phloeospora

► Blights.

**Phloeospora aceris.** **Leaf Spot** of maple, including vine and dwarf maples. The spot is small, rather angular, common but not important.

---

## Phoma

► Blackleg.

**Phoma** sp. **Leaf Spot** on ragweed.

---

## Phomopsis

► Blights.

**Phomopsis viticola.** **Leaf Spot** on grape.

---

## Phlyctema

Deuteromycetes, Coelomycetes

Pycnidia dark, separate or sometimes confluent, in or under epidermis or bark; closed or ostiolate; conidiophores simple or forked; conidia hyaline, one-celled, cylindrical or long spindle-shaped, mostly bent, sickle-shaped; saprophytic usually.

**Phlyctema ficuum.** **Leaf Spot** on strangler fig.

---

## Phyllachora

Ascomycetes, Phyllachorales

Asci in locules, immersed in groups in a dark stroma covered by host tissue at maturity; spores one-celled, hyaline; paraphyses present; asci cylindrical with short pedicels.

**Phyllachora graminis.** **Tar Spot, Black Leaf Spot,** general on wheatgrass, ryegrass, fescues, redtop, and bent grass. Elongated grayish violet to dark olive green spots, on both leaf surfaces, turn glossy black. The disease is seldom serious.

**Phyllachora sylvatica.** **Tar Spot** on fescues in Northwest.

## Phyllosticta

### ► Blights.

**Asterostomella saccardoi** (formerly *Phyllosticta saccardoi*). **Rhododendron Leaf Spot**, similar to that caused by *P. maxima*.

**Discochora philoprina** (formerly *Phyllosticta ilicis* (Teleomorph, *Physalospora ilicis*)). **Holly Leaf Spot** on American and English holly and on winterberry.

**Phoma exigua** (formerly *Phyllosticta althaeina*). **Leaf Spot, Stem Canker** on abutilon and hollyhock. Ashy spots have black dots of pycnidia. The tissue sometimes becomes brittle and falls away, leaving jagged holes.

**Phoma exigua** (formerly *Phyllosticta decidua*). **Leaf Spot** of agrimony, aralia, basil weed, betony, cynoglossum, eupatorium, germander, hierachia, hoarhound, motherwort, lycopus, mint, and monarda.

**Phyllosticta althaeina** (see *Phoma exigua*). **Leaf Spot, Stem Canker** on abutilon and hollyhock.

**Phyllosticta andropogonivora**. **Leaf Spot** on bluestem (*Andropogon*).

**Phyllosticta antirrhini**. **Snapdragon Leaf Spot, Stem Rot, Blight**. Large circular, dark brown or black spots, with concentric ridges, are located most often near tips and margins of leaves; centers may be cream to pale brown, dotted with dark pycnidia. Young leaves may be curled, older leaves shrivel and hang down along the stem. Petioles are girdled with brown elongated lesions. Stems have firm brown rot with shoots or branches wilting or have ashy white spots with dark brown or purplish margins and stems cracking in area of spots. Young seedlings may damp off. Spray with bordeaux mixture; keep greenhouse cool; avoid wetting foliage in watering; clean up diseased plants.

**Phyllosticta aucubae**. **Aucuba Leaf Spot**. Brown or black zonate spots are mostly along margins of leaves, sometimes with much defoliation. Spores are exuded from leaves in yellow tendrils, then spread by rain, or syringing in the greenhouse.

**Phyllosticta camelliae** (syn. *P. camelliaeicola*). **Camellia Leaf Spot**. Lesions are irregular brown spots.

**Phyllosticta catalpae**. **Catalpa Leaf Spot**. Dark brown or black spots 1/8 to 1/4 inch in diameter, may run together to give a blotched appearance. Minute black fruiting bodies pepper the spots, which are often associated with injury by the catalpa midge. Heavy infection may mean defoliation.

**Phyllosticta circumscissa.** **Leaf Spot**, widespread on apricot, peach, sour cherry, chokecherry, and garden plum.

**Phyllosticta concentrica.** **English Ivy Leaf Spot**, also a twig blight, widespread. Plants look ragged. Fruiting bodies are arranged in spots in concentric circles.

**Phyllosticta cookei.** **Magnolia Leaf Spot.** Spots are grayish without definite margins.

**Phyllosticta decidua** (see *Phoma exigua*). **Leaf Spot** of agrimony, aralia, basil weed, betony, cynoglossum, eupatorium, germander, hierachia, hoarhound, motherwort, lycopus, mint, and monarda.

**Phyllosticta ilicis** (Teleomorph, **Physalospora ilicis**) (see *Discochora philo-prina*). **Holly Leaf Spot** on American and English holly and on winterberry.

**Phyllosticta hamamelidis.** **Witch-Hazel Leaf Spot.** Small spots enlarge to reddish brown blotches, causing some defoliation.

**Phyllosticta hydrangeae.** **Hydrangea Leaf Spot**, widespread. Brown spots usually near leaf margins; in severe cases both leaves and blossoms are killed. Spray with bordeaux mixture.

**Phyllosticta kalmicola** (Teleomorph, *Mycosphaerella colorata*). **Mountain-Laurel Leaf Spot, Kalmia Leaf Spot.** Circular, grayish white to silvery spots with red or purple borders, up to 1/4 inch across, are sparsely or thickly covered with black pycnidia (see Fig. 3.26). Heavy infection means disfigured foliage and some defoliation. The disease is worse in shady locations where shrubs are under drip of trees.

**Phyllosticta maculicola.** **Dracaena Leaf Spot.** Irregular small brown spots have yellowish margins and long coils of spores from black pycnidia.

**Phyllosticta maxima.** **Rhododendron Leaf Spot**, widespread. Spots are marginal or terminal, large, dark brown, and zonate.


**Phyllosticta minima.** **Maple Leaf Spot, Gray Spot**, also on boxelder, widespread. Spots are irregular, 1/4 inch or more across, with brownish centers, containing black pycnidia, and purple-brown margins. The disease is seldom serious enough for control measures.

**Phyllosticta penicillariae.** Leaf spot; also stunt chlorosis; on Pennisetum.

**Phyllosticta richardiae.** **Calla Leaf Spot.** Small, round, ash-gray spots run together, producing irregular decayed areas.

**Phyllosticta saccardoi** (see *Asterostomella saccardoi*). **Rhododendron Leaf Spot**, similar to that caused by *P. maxima*.

**Phyllosticta sanguinariae.** **Bloodroot Leaf Spot.** Spots reddish brown with a darker border, then a zone of Indian red.



**Figure 3.26** *Phyllosticta* Leaf Spot on Mountain-Laurel

***Phyllosticta sojicola*.** **Leaf Spot** and **Pod Spot** of soybean; lesions have purplish red borders surrounding lighter brownish centers which contain numerous dark pycnidia (Fig. 3.26).

***Phyllosticta vaccinii*.** **Leaf Spot** of farkleberry and highbush blueberry. Also Blueberry; Fruit Rot. Early rot, scald, blast; on cranberry. Small, circular gray spots, with one to six pycnidia in center, have brown margins. The disease is unimportant as a leaf spot; fruits have a hard, dry rot.

***Phyllosticta wistariae*.** **Wisteria Leaf Spot**, more important in the South.

## Physoderma

Chytridiomycetes, Blastocladales

Definite mycelium with terminal and intercalary enlargements which are transformed wholly or in part into sporangia and resting spores; sporangia rare, oospores abundant, globose or ellipsoidal. Affected plant parts are discolored or slightly thickened.

**Physoderma maydis.** **Brown Spot** of corn, **Corn Measles**, **Corn Pox**, **Dropsy**, most prevalent in the South. Very small, bleached or yellowish spots darken to brown or reddish brown with a light margin. Adjacent spots may coalesce to give the whole blade a rusty appearance. Spots on midrib and leaf sheath are larger, up to 1/4 inch, irregular to square, darker than leaf lesions. The entire sheath may turn brown on death of host cells; the epidermis ruptures, exposing brown spore dust. In severe infections low nodes are girdled so stalks break over. The resting spores remain in soil or plant refuse over winter, germinating by swarm spores the next spring. A fairly high temperature and low, wet land favor the disease. Remove plant refuse early; rotate crops.

---

## Phytophthora

**Phytophthora ramorum.** **Leaf Spot** (sudden oak death), California buck-eye.

---

## Tubackia (Pirostoma)

Deuteromycetes, Coelomycetes

Pycnidia superficial, with a shield; spores one-celled, dark.

**Pirostoma nyssae** (see *Tubackia dryira*). **Tupelo Leaf Spot.**

**Tubackia dryina** (formerly *Pirostoma nyssae*). **Tupelo Leaf Spot.**

---

## Placosphaeria

Deuteromycetes, Coelomycetes

Pycnidia globose, dark, in a discoid stroma; spores hyaline, one-celled; teleomorph state in *Dothideales*.



**Cheilaria agrostis** (formerly *Placosphaeria graminis*). **Tar Spot** on redtop grass.

**Placosphaeria graminis** (see *Cheilaria agrostis*). **Tar Spot** on redtop grass.

**Placosphaeria haydeni**. **Black Spot, Tar Spot** on goldenrod and aster, stems and leaves.

---

## Laestadia (Plagiostoma)

Ascomycetes, Diaporthales

Spores two-celled, hyaline.

**Laestadia asarifolia** (formerly *Plagiostoma asarifolia*). **Fruit Rot, Early Rot, Scald, Blast** on cranberry, also blueberry. Small, circular gray spots, with one to six pycnidia in center, have brown margins. The disease is unimportant as a leaf spot; fruits have a hard, dry rot.). **Leaf Spot** on wild ginger.

**Mycosphaerella prenanthis** (formerly *Plagiostoma prenanthis*). **Leaf Spot** on prenanthis.

**Plagiostoma asarifolia** (see *Laestadia asarifolia*). **Fruit Rot, Early Rot, Scald, Blast** on cranberry, also blueberry.

**Plagiostoma prenanthis** (see *Mycosphaerella prenanthis*). **Leaf Spot** on prenanthis.

---

## Pleiochaeta

**Pleiochaeta setosa**. **Leaf Spot** on Genista

---

## Pleospora

Ascomycetes, Dothideales

Perithecia membranous, paraphyses present; spores muriform, dark; some species have *Alternaria*, some *Stemphylium* as anamorph state; wide saprophytic and pathogenic relationships.

**Pleospora herbarum** (*Stemphylium botryosum*; *S. sarcinaeforme*). **Leaf Spot** of clovers, **Leaf Blight** of lilac, **Seed Mold** of China aster and other plants. Spots on legumes are small, irregular, dark brown, sunken, changing to concentric zonated light and dark brown areas. In final stages leaves are wrinkled, dark brown, and sooty. Conidia, like ascospores, are

muriform, olivaceous. Annual phlox has tan lesions. Asparagus has purple spots.

---

### **Pleosphaerulina (Pringsheimia)**

Ascomycetes, Sphaeriales, Dothioraceae

Perithecia innate, not beaked, paraphyses and paraphysoids lacking; spores muriform, hyaline.

**Pleosphaerulina sojicola** (formerly *Pringsheimia sojicola*). **Leaf Spot** of soybean.

---

### **Pseudocercospora**

**Pseudocercospora capsellae**. **White Leaf Spot** on mustard greens.

---

### **Pyricularia**

► **Blight**s.

**Pyricularia grisea**. **Leaf Spot** on grass

---

### **Ramularia**

Deuteromycetes, Hyphomycetes

Conidiophores growing out from host through stoma, clustered, short, dark to hyaline; conidia hyaline, cylindrical, mostly two-celled, often in chains; found on living leaves causing leaf spots or white mold.

**Cercospora pastinaceae** (formerly *Ramularia pastinaceae*). **Leaf Spot** of parsnip. Lesions are circular, very small, at first brown, then with a white center and brown border. Long, slender, septate, hyaline conidia are produced on exposed conidiophores. No control is necessary.

**Entylomella armoraciae** (formerly *Ramularia armoraciae*). **Pale Leaf Spot** of horseradish. Few to numerous light green to yellowish spots appear on leaves in early summer, the invaded areas quickly turning thin and papery with dead portions dropping out, leaving ragged holes late in the season.

Innumerable small sclerotium-like bodies in the dead tissue carry the fungus over winter, producing short knobby conidiophores in spring, which either push out through stomata or break through either epidermis. There is no special control.

**Ramularia armoraciae** (see *Entylomella armoraciae*). **Pale Leaf Spot** of horseradish

**Ramularia pastinacae** (see *Cercospora pastinaceae*). **Leaf Spot** of parsnip.

**Ramularia primulae**. **Primrose Leaf Spot**. Yellow blotches have ash-colored centers.

**Ramularia vallisumbrosae**. **Narcissus White Mold**, sometimes destructive on Pacific Coast. Small, sunken, grayish or yellow spots appear on leaves, especially near tips, increasing to dark green to yellow-brown patches, on which, in moist weather, spores are formed in white powdery masses. The disease may become epidemic with the foliage killed several weeks before normal ripening. Flower stalks of late varieties may be attacked. Black "sclerotia" winter in leaf fragments on ground, producing spores in spring to infect young shoots.

*Control*. Spray with bordeaux mixture, starting when leaves are 4 to 6 inches high. Clean bulbs thoroughly after digging and replant in a new location.

**Ramularia variabilis**. **Foxglove Leaf Spot**. Irregular spots, up to 1/4 inch in diameter, brown with a reddish border, are formed most often on lower leaves. Spores in tufts give a white, moldy appearance.

---

## Ramulispora

Deuteromycetes, Hyphomycetes

Conidia on sporodochia, two- to many-septate, hyaline to subhyaline, oblong to fusoid, irregularly united or branched at base; produced in gelatinous masses.

**Ramulispora sorghi**. **Copper Spot** of turf grasses, sooty stripe of sorghum, Sudan grass, and Johnson grass. Black superficial sclerotia are formed on both leaf surfaces, with conidia in pinkish gelatinous masses. Spots on leaves are straw-colored with purple borders. Dead areas in turf are small, 1 to 3 inches, copper-red to orange. Velvet bent grass in acid soil is very susceptible. Liming the soil may help.

## Rhizoctonia

### ► Rots.

**Rhizoctonia solani.** **Leaf Spot** of tobacco, California pepper-tree (*Schinus*).

---

## Rhytisma

Ascomycetes, Rhytismatales

Apothecia concrete with epidermis and in black, stroma-like spots, tar spots, on leaves; spores filiform, typically hyaline.

**Pseudorhytisma bistortae** (formerly *Rhytisma bistorti*). **Tar Spot** on polygonum. Black tarry spots similar to those on maple.

**Rhytisma acerinum.** **Tar Spot** of maple, especially on cut-leaf varieties. Black, thickened, raised, tarlike spots, up to 1/2 inch in diameter, are formed on upper leaf surface. They may be numerous enough to cause some defoliation but ordinarily are more disfiguring than destructive. Red and silver maples are commonly affected in the East. The lesions are light yellow-green at first, forming black stomata in summer along with the conidial stage (*Melasmia acerina*) (see Fig. 3.27). Ascospores are developed in spring in tar spots on fallen overwintered leaves and are forcibly ejected, to be carried by air currents to young leaves overhead.

*Control.* Collect and burn fallen leaves. Spray in early May with copper, repeating in 3 weeks in an unusually wet season.

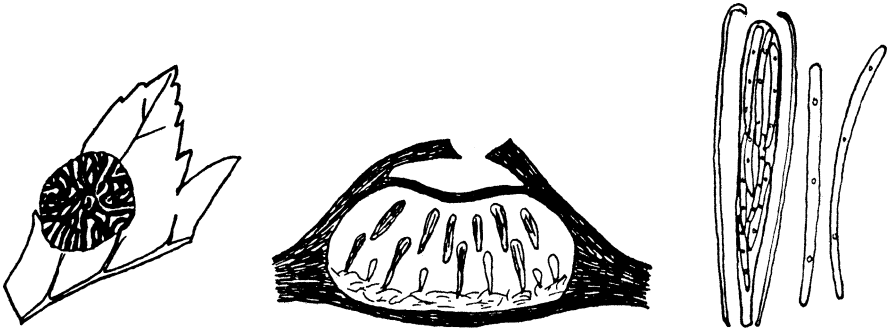
**Rhytisma andromedae.** **Tar Spot** on bog rosemary and lyonia.

**Rhytisma bistorti** (see *Pseudorhytisma bistortae*). **Tar Spot** on polygonum.

**Rhytisma liriodendri.** **Leaf Spot** on tulip-tree.

**Rhytisma punctatum.** **Speckled Tar Spot** of maple, a black speckled leaf spot on all species but especially on silver, striped, and bigleaf maple in Pacific Coast states, rare in the East. Black, raised specks, pinhead size, are formed in groups on upper leaf surface, in yellow-green areas about 1/2 inch in diameter. Such areas retain their color even after leaves have faded in the fall.

**Rhytisma salicinum.** **Tar Spot** of willow, on pussy willow and other varieties. Spots are very thick, jet black, definitely bounded, 1/4 inch in diameter. The fungus winters in old leaves which should be raked and burned.



**Figure 3.27** Tar Spot of Maple; black tarry spot on leaf; section through spot; ascus, paraphyses, and filiform ascospores

## Schizothyrium

Ascomycetes, Dothideales

Brown scutellum or shield, radiate at margin, with a single hymenium underneath; apothecia round to linear, opening with a cleft or lobes; spores hyaline, two-celled.

**Schizothyrium gaultheriae** (see *Schizothyrium pomi*). **Leaf Spot** on wintergreen.

**Schizothyrium pomi** (formerly *Schizothyrium gaultheriae*). **Leaf Spot** on wintergreen.

## Sclerotinia

► Blights.

**Sclerotinia homoeocarpa**. **Leaf Spot** on peanut.

## Scolecotrichum

Deuteromycetes, Hyphomycetes

Conidiophores in loose clusters, simple, bearing conidia on pushed-out ends of successive new growing points; spores dark, two-celled, ovoid or oblong, often pointed; parasitic.

**Cercosporidium graminis** (formerly *Scolecotrichum graminis*). **Brown Stripe** of lawn grasses, **Streak** of bluegrass and redtop. Grayish brown to

dark linear streaks on leaf blade may extend into leaf sheath and cause defoliation. Dark gray masses of conidiophores emerge in rows through stomata of upper leaf surface.

**Scolecotrichum graminis** (see *Cercosporidium graminis*). **Brown Stripe** of lawn grasses, **Streak** of bluegrass and redtop.

---

## Selenophoma

Deuteromycetes, Coelomycetes

Pycnidia brown, globose, immersed, erumpent, ostiolate; conidia hyaline, one-celled, bent or curved, typically crescent-shaped, parasitic.

**Pseudoseptoria everhartii** (formerly *Selenophoma everhartii*). **Speckle, Leaf Blotch** on bluegrass and other grasses. Brown flecks and frog-eye spots on blades in early spring enlarge to straw-colored blotches scattered with minute pycnidia. Spots may drop out, leaving holes.

**Pseudoseptoria obtusa** (formerly *Selenophoma obtusa*). **Speckle, Leaf Blotch** on bluegrass and other grasses. Brown flecks and frog-eye spots on blades in early spring enlarge to straw-colored blotches scattered with minute pycnidia. Spots may drop out, leaving holes.

**Selenophoma donacis**; Syn. **Pseudoseptoria everhartii** (formerly *S. everhartii*). **Pseudoseptoria obtusa** (formerly *S. obtusa*). **Speckle, Leaf Blotch** on bluegrass and other grasses. Brown flecks and frog-eye spots on blades in early spring enlarge to straw-colored blotches scattered with minute pycnidia. Spots may drop out, leaving holes.

**Selenophoma everhartii** (see *Pseudoseptoria everhartii*). **Speckle, Leaf Blotch** on bluegrass and other grasses.

**Selenophoma obtusa** (see *Pseudoseptoria obtusa*). **Speckle, Leaf Blotch** on bluegrass and other grasses.

---

## Septocylindrium

Deuteromycetes, Coelomycetes

Conidiophores hyaline, short and simple or longer and branched, with irregular somewhat inflated cells; conidia hyaline, two- to several-celled, in chains that are sometimes branched; parasitic or saprophytic.

**Septocylindrium hydrophylli**. **Hydrophyllum Leaf Spot**.

---

## Septogloeum

Deuteromycetes, Coelomycetes

Acervuli subepidermal, erumpent, pale; conidiophores short, simple; conidia hyaline, several-celled, oblong to fusoid; parasitic.

**Diplodia acerina** (formerly *Septogloeum acerinum*). **Maple Leaf Spot**. A small leaf spot occasionally defoliating Norway and Schwedler maples in the Middle West.

**Cheilaria agrostis** (formerly *Septogloeum oxysporum*). **Char Spot** of lawn grasses. Lesions are tawny with yellow margins, circular becoming elliptical, pointed at each end, covered with dull black to brown stromatic tissue.

**Septogloeum acerinum** (see *Diplodia acerina*). **Maple Leaf Spot**.

**Septogloeum oxysporum** (see *Cheilaria agrostis*). **Char Spot** of lawn grasses.

**Septogloeum parasiticum**. **Elm Leaf Spot, Twig Blight**.

**Septogloeum rhopaloideum** (*Guignardia populi*). Grayish brown, circular or irregular spots on poplar.

---

## Septoria

► **Blight**s.

**Septoria agropyrina**. **Brown Leaf Blotch** on wheatgrasses.

**Septoria bataticola**. **Sweetpotato Leaf Spot**, occasional, most common in northern tier of sweetpotato states. Minute white spots on leaves are bordered with a narrow reddish zone. Older lesions have one or more pycnidia barely visible to the naked eye. The spores, oozing out in tendrils when water is present on the leaf, are spread by rain and insects. No control is needed except cleaning up crop refuse.

**Septoria calamagrostidis**. **Leaf Spot** on bent grasses. Scattered gray to straw-colored lesions at tip of blades, appearing in Northwest in late winter and early spring. Seaside creeping bent is especially susceptible.

**Septoria callistephi**. **Leaf Spot, Damping-off, Stem Rot** of China aster.

**Septoria chrysanthemella** and *S. obesa*. **Chrysanthemum Leaf Spot**, also on oxeye daisy, general through eastern and central states to Florida; also reported in the West. This disease is sometimes confused with nema-

tode injury, but the leaf nematode browns the leaves in wedge-shaped areas between veins, and the fungi cause definite spots. These are first small and yellowish, then dark brown to nearly black. Sometimes the spots coalesce into blotches; minute black fruiting bodies are faintly visible. Leaves may turn yellow and drop prematurely or dry and hang down along the stems. Spores are splashed from plant to plant in watering or rain, and are spread on cultivating tools.

*Control.* Avoid syringing greenhouse plants; do not cultivate outdoor plants, when they are wet.

**Septoria citri. Citrus Septoria Spot** on leaves but more serious on fruits. Small, shallow, light brown depressions on green immature fruit retain a green marginal ring as the fruit colors. Usually a minor trouble, sometimes important in California.

**Septoria citrulli. Watermelon Leaf Spot.** The pathogen is like *S. cucurbitacearum* except that spores are shorter. **Dogwood Leaf Spot.**

**Septoria cornicola.** Angular lesions between veins are grayish with dark purple margins.

**Septoria cucurbitacearum. Septoria Leaf Spot** of cucurbits, on cucumber, winter squash, muskmelon, and watermelon. Foliage spots are small, gray, circular, rather conspicuous, often bordered with a zone of yellow tissue. The fungus fruits abundantly on upper side of leaves, with long thin septate spores in black pycnidia. It winters in old plant parts; clean up all refuse at end of the season.

**Septoria cyclaminis. Leaf Spot** on cyclamen.

**Septoria dianthi. Septoria Leaf Spot** of Dianthus, on carnation and sweet william. Spots are more or less circular, light brown with purplish brown borders, scattered over leaves and stems, particularly on lower leaves. The spots may enlarge, and the leaves die. Take cuttings from disease-free plants; avoid syringing, or do it early in the day.

**Septoria divaricatae** (see *Septoria phlogis*). **Septoria Leaf Spot** of phlox.

**Septoria gladioli. Leaf Spot.** More important as a hard rot of gladiolus corms.

**Septoria glycines. Brown Spot** of soybean. Primarily a foliage disease, this may also appear on stems and pods. It starts with irregular brown patches on cotyledons, then reddish brown zones on both sides of leaves, often with pale green or chlorotic zones surrounding the lesions. Spots may cover the whole leaf, defoliation starting from lowest leaves. Brown discolorations with indistinct margins extend an inch or more along stems. The pathogen



winters in diseased leaves and in seed. Some varieties are quite resistant. Use healthy seed; treatment is unsatisfactory; rotate crops.

**Septoria lactucae. Septoria Leaf Spot** of lettuce, occasionally destructive to some varieties. Lesions are more common on lower leaves – irregular reddish marks, dotted sparsely with black pycnidia. The fungus is disseminated with seed.

**Septoria loligena. Leaf Spot** on ryegrass, in California. Chocolate brown spots, paler in the center, surrounded by lighter areas.

**Septoria lycopersici. Septoria Leaf Spot** of tomato, **Leaf Blight**, quite destructive in Atlantic and central states, less important in the South and West. In seasons with moderate temperature and abundant rainfall enough foliage is destroyed so that fruits do not mature properly and are subject to sunscald. The disease appears at any age but more often after fruit is set. Infection starts on older leaves near the ground, with small, thickly scattered, water-soaked spots, which become roughly circular with gray centers and prominent dark margins. The spots are smaller, 1/16 to 1/8 inch, and more numerous than those of early blight. Leaflets may die with progressive loss of foliage from the bottom up. The pathogen winters on tomato refuse and solanaceous weed hosts; spores are washed from pycnidia by rain or spread by brushing against moist leaves. Optimum temperature is 60° to 80°F.

*Control.* Bury plant remains deep in soil or burn; control weeds; use long rotations.

**Septoria oudemansii. Leaf Spot** of bluegrass, in northern states. Dark brown, purple spots turning straw-colored appear on leaf sheaths and spread to blades, with turf turning yellowish brown. Plants may be defoliated in cold wet seasons, but they are rarely killed.

**Septoria paeoniae. Septoria Leaf Spot** of peony, **Stem Canker**. Round gray spots with reddish borders are found on stems and leaves. Control with sanitary measures.

**Septoria phlogis** (formerly *Septoria divaricatae*). **Septoria Leaf Spot** of phlox. Dark brown circular spots, up to 1/4 inch in diameter, have light gray to white centers and often run together in blotches.

**Septoria pistaciarum. Leaf Spot** on pistachio.

**Septoria populicola. Leaf Spot** of poplar.

**Septoria rubi.** (Teleomorph, *Mycosphaerella rubi*). **Blackberry Leaf Spot** on blackberry, and dewberry, perhaps with more than one strain. See *Sphaerulina rubi* for forms reported on red raspberry. Leaf spots are

light brown, sometimes with a purple border. Infection is usually so late in the season that it is of minor importance, but it may cause some defoliation.

**Septoria secalis** var. **stipae**. **Leaf Spot** on bent grass. White spots turn straw-colored, with scattered pycnidia.

**Septoria spraguei**. **Leaf Spot** on Russian wildrye (*Elysum*).

**Septoria tageticola**. **Marigold Leaf Spot**, reported in 1958 from Florida. Spots are oval to irregular, smoky gray to black, speckled with minute black pycnidia. The disease advances upward from the lower leaves and also infects younger branches, peduncles, bracts, and seed. African marigolds are very susceptible, French almost immune.

**Septoria tenella**. **Leaf Spot** on fescue grasses. Small, vague, greasy brown spots.

**Septoria tritici** var. **lolicola**. **Leaf Spot** on ryegrass. Indefinite green to yellow mottled or blotched spots becoming fuscous to deep brown.

---

## Sphaerulina

Ascomycetes, Dothideales

Perithecia separate, innate to erumpent, not beaked, lacking paraphyses and paraphysoids; hyaline, with several cells; clavate-cylindrical.

**Sphaerulina rubi** (Anamorph, *Cylindrosporium rubi*). **Raspberry Leaf Spot** on red and black raspberry only, common east of the Rocky Mountains. This disease and a similar one on blackberry and dewberry were for many years considered due to *Septoria rubi* and then attributed to *Mycosphaerella* as the teleomorph state. Later it was shown that two species were involved, with *Sphaerulina* the ascomycete on raspberry, *Septoria rubi* the pathogen commonly found on blackberry and dewberry.

Spots are small, circular to angular, first greenish black, then grayish; pycnidia produce elongate, three- to nine-septate spores. Perithecia, formed in fallen leaves, are black, subepidermal, later erumpent; ascospores are cylindrical, curved, pointed at both ends, usually four septate.

---

## Sporonema

Deuteromycetes, Coelomycetes

Pycnidia dark, membranous or carbonaceous, innate, opening with torn lobes; spores hyaline, one-celled.

**Sporonema camelliae.** **Camellia Leaf Spot.**

---

## Stemphylium

Deuteromycetes, Hyphomycetes

Conidiophores dark, mostly simple, bearing a single terminal conidium or successive conidia on new growing tips; conidia dark, muriform, smooth or spiny; parasitic or saprophytic (see Fig. 3.24).

**Stemphylium sp.** sp. (Teleomorph, *Pleospora herbarum*). **Red Leaf Spot** of gladiolus, widely distributed, causing an annual loss in Florida since 1938. Spots are small, round, translucent, pale yellow with reddish brown centers. Leaves may be killed before flowering or after spikes are cut, resulting in smaller corms. Infection takes place with 10 hours of dew or fog; rain is unnecessary; optimum temperature is 75°F. Leaves may be killed within 2 weeks of inoculation. Picardy variety is moderately susceptible; it is damaged more severely when grown near very susceptible Stoplight and Casablanca. The disease, starting on particularly susceptible varieties, spreads radially to less susceptible plants, decreasing in severity with distance from focal point. The leaf spot disappears in summer and autumn, reappears in winter 3 weeks after a cold period.

*Control.* Use resistant varieties to separate very susceptible types from those partly susceptible.

**Stemphylium bolickii.** **Leaf Spot** of echeveria, kalanchoë, and sedum. On some species lesions are small, raised, irregular to circular, brown to purplish black. On other species spots are larger, with tan centers, purplish margins.

**Stemphylium botryosum** (Teleomorph, *Pleospora herbarum*). **Leaf Spot, Black Seed Rot, Seed Mold** on kidney beans, pea, onion, garlic, shallot, salsify, asparagus, pepper, and tomato.

**Stemphylium callistephi.** **Leaf Spot** of China aster. Brown, nearly circular, concentrically zonate spots with dark margins on leaves, bracts, petals, and stems.

**Stemphylium cucurbitacearum.** **Leaf Spot** of cucurbits, on cucumbers, muskmelon, and winter and summer squash. The pathogen is possibly secondary, perhaps confused with *S. botryosum*. Small brown spots with lighter

centers have mycelium growing over the lesion, producing globose, multi-septate spores.

**Stemphylium lycopersici. Tomato Leaf Spot.** Similar to gray leaf spot but the conidia and conidiophores longer.

**Stemphylium solani. Gray Leaf Spot, Stemphylium Leaf Spot** in pepper, tomato, groundcherry, eggplant, and other *Solanum* species, mostly in the South, occasionally a problem elsewhere. In warm, humid weather, plants are defoliated in seedbed or field. First infection is on older leaves, which exhibit numerous small, dark brown spots extending through to the under-surface. Centers are often a glazed gray-brown with cracking and tearing. Leaves turn yellow and wither; all leaves may be killed except those at the top; seedbeds are often destroyed.

*Control.* Use clean soil for seedbed; spray seedlings at weekly intervals.

**Stemphylium vesicarium, Purple Spot** of asparagus.

---

## Stigmatea (Stigmaea)

Ascomycetes, Dothideales

Fruiting structure subcuticular, hymenium a single disclike layer covered with a scutellum; spores dark, two-celled; mycelium scanty.

**Hormotheca rubicola** (formerly *Stigmaea rubicola*). **Black Spot** of raspberry. Spot formed in late summer with a membranous layer under the cuticle; fruiting bodies produced in spring.

**Stigmaea geranii. Black Leaf Speck** of Geranium (cranesbill).

**Stigmaea rubicola** (see *Hormotheca rubicola*). **Black Spot** of raspberry.

---

## Stigmina (Stigmella)

Deuteromycetes, Hyphomycetes

Conidiophores short, dark, with a single terminal spore; conidia dark, muriform but with few cells, ovoid to oblong to nearly spherical; parasitic on leaves.

**Exosporium liquidambaris** (see *Stigmina liquidambaris*). **Leaf Spot** on sweet gum.

**Exosporium palmivorum** (see *Stigmina palmivorum*). **Leaf Spot** of palms, in greenhouses and in the South.

**Stigmina liquidambaris** (formerly *Exosporium liquidambaris*). **Leaf Spot** on sweet gum.

**Stigmina palmivorum** (formerly *Exosporium palmivorum*). **Leaf Spot** of palms, in greenhouses and in the South. Small, round, yellowish transparent spots run together to form large, irregular, gray-brown blotches; leaves may die. The disease is more serious with insufficient light. Spores are long, club-shaped, brown, with many cells. Remove and burn infected leaves. Spray with bordeaux mixture.

**Stigmella platani-racemosae** (see *Stigmina platani-racemosae*). **Leaf Spot** of California Sycamore, sometimes causing premature defoliation.

**Stigmina platani-racemosae** (formerly *Stigmella platani-racemosae*). **Leaf Spot** of California Sycamore, sometimes causing premature defoliation.

---

## Ulocladium

**Ulocladium cucurbitae**. **Leaf Spot** on cucumber

---

# LICHENS

A lichen is a fungus body, usually one of the Ascomycetes with apothecia, enclosing a green or blue-green alga. The fungus receives some food from the alga and the alga some food and protection from the fungus, a relationship termed symbiotic. Lichens frequently grow on living trees and shrubs, but their injury is indirect, an interference with light or gas exchange to stems or foliage, rather than from penetration of living cells of the susceptible plant. There are three types associated with plants: crustose, a crust closely appressed to bark of main trunk or larger limbs; foliose, leaflike, prostrate but not so firmly attached to the substratum; and fruticose, bushlike, erect or hanging.

Lichens are more abundant on garden shrubs – boxwood, camellias, azaleas, and so on – and on citrus in the South. They flourish in neglected gardens and orchards, and in shady damp locations, and may sometimes kill twigs and branches of weak trees growing on poor sites.

In most gardens control is unnecessary. If lichens become too disfiguring or too abundant for plant health, they may be killed by spraying affected parts with bordeaux mixture or other copper spray; spray when the lichens are dry. They may be removed from main trunks by rubbing the bark with a steel brush after they are softened by rain.

---

# MISTLETOE

Mistletoes are seed plants belonging to the family Viscaceae. They are semi-parasites, manufacturing food but depending on a host plant for water and mineral salts. There are three genera in North America: *Phoradendron* and *Viscum* which are true mistletoes, and *Arceuthobium*, dwarf mistletoe.

The mistletoe seed is naked embryo and endosperm invested with a fibrous coat and borne in white, straw-colored, pink, or red fruits – “berries” – embedded in a sticky gelatinous pulp enabling them to cling to bark of trees or stick to feet and beaks of birds, which disseminate them.

The seeds can germinate almost anywhere but penetrate only young thin bark, by means of a haustorium sent out from a flattened disc. Branches of the haustorium extend up and down and around the tree and occasionally produce secondary haustoria. The number of annual rings on a tree between the tip of the primary haustorium and the bark tells the age of the mistletoe. Many are 60 to 70 years old, and one has been reported as living 419 years. The aerial portions of mistletoes are leafy, evergreen tufts of shoots on the stems of host plants, most conspicuous on hardwoods after leaf fall (see Fig. 3.28). The stems and leaves contain chlorophyll and are green but often with a yellowish, brown, or olive cast, depending on the season. All species have opposite leaves and round, jointed stems, and are dioecious with inconspicuous petal-less flowers. They occasionally become so large or numerous that the weight of the parasite breaks branches of the host. Growth is slow at first, but in 6 to 8 years the tufts may be 3 feet across. The aerial part does not live much longer than that, but the haustoria live as long as the tree, producing new bunches from adventitious buds.

Because they manufacture their own food, mistletoes require a lot of sun, which may be one reason why they flourish so in the Southwest. Leafy mistletoes are relatively harmless in some situations; in others they handicap shade and forest trees, and occasionally kill hackberries and oaks. There are a few leaf spots and other fungus diseases that keep mistletoes from getting too abundant. They are harvested for Christmas greens with a curved



**Figure 3.28** Mistletoe, Common in Southern Trees

mistletoe hook, which can be used to keep aerial portions cut off valuable trees. Breaking off or cutting off the bunches, however, may lead to more shoots in an ever-widening area.

Dwarf mistletoes are far more injurious, especially to forest trees, and much less conspicuous. In western coniferous forests they rank next to heart rots in importance, reducing the quality and quantity of timber and paving the way for bark beetle infestations. Infected branches should be pruned out; if the trunk is infected, the tree should be felled and removed.



---

## Phoradendron (True Mistletoe)

Phoradendron means tree thief. The genus is restricted to the Americas, ranging from southern New Jersey and Oregon southward. Most are on hardwoods.

**Phoradendron californicum. California Mistletoe**, ranging from southern California to Arizona, chiefly on Leguminosae – mesquite, carob, squawbush, creosote bush, parkinsonia. This is a leafless species, generally pendent, with long stems and reddish pink berries.

**Phoradendron juniperinum. Juniper Mistletoe**, a leafless species with straw- or wine-colored berries, ranging from Colorado and Utah through New Mexico and Arizona.

**Phoradendron libocedri. Incense Cedar Mistletoe**, confined to incense cedar and occurring throughout its range in Oregon, California, and Nevada. The pendent plants are leafless with straw-colored berries. It may injure plants severely, causing spindle-shaped swellings in limbs at point of attack and living in the trunk as a parasite for hundreds of years after external portions have disappeared.

**Phoradendron serotinum (flavescens). Eastern Mistletoe**, from southern New Jersey west to Ohio and Missouri and south to the Gulf, on many hardwoods – oaks, elm, maple, sycamore, gums, hickory, pecan, hackberry, hawthorn, persimmon, black locust, western soapberry, sassafras, and trumpet-vine. This species has white berries and is the common Christmas mistletoe.

**Phoradendron tomentosum. Texas Mistletoe**, abundant in Texas on elms, oaks, mesquite, osage-orange, and sugarberry; has white berries.

**Phoradendron villosum. Hairy Mistletoe**, ranging from Oregon through California, usually on oaks, also on Oregon myrtle, California buckeye, chestnut, and manzanitas. It has pinkish white berries and may cause large hypertrophies on oaks.

---

## Viscum (True Mistletoe)

The genus is restricted to California. It is now known that Luther Burbank introduced the parasite into the state in about 1900. Burbank's notes indicate that seed was supplied to him by J. C. Vaughan of Chicago, Illinois. This mistletoe has spread about 3.5 miles in 75 years.

**Viscum album. European Mistletoe**, on alder, ash, birch, hawthorn, hickory, buckeye, maple, mountain ash, pear, persimmon, plum, poplar, pyracantha, willow, crabapple, and elm.

---

### **Arceuthobium (Dwarf Mistletoe)**

The genus is restricted to conifers, and most species are found in the Northwest. Trees of any age may be deformed or killed, but the greatest mortality is among seedlings and saplings, with lodgepole and ponderosa pines most susceptible. The most striking symptom is the formation of witches' brooms, with sometimes the whole crown transformed into a huge broom. In other cases fusiform swellings in trunks turn into cankers. Foliage of affected trees is reduced.

The mistletoes themselves are small, rarely attaining a maximum of 8 inches, sometimes less than an inch. They are perennial shoots, simple or branched, jointed, with leaves reduced to opposite pairs of scales at the top of each segment. Stems range in color from yellow to brown to olive green. Berries are olive green to dark blue; each contains a single seed, rarely two. The seed is ejected with force and is spread horizontally for some feet. Animals and birds account for infection at a distance.

**Arceuthobium americanum. Lodgepole Pine Dwarf Mistletoe**, common on the Rocky Mountain form but not the Pacific lodgepole pine, found also on fir; rare on other pines. The flowers bloom in spring, accessory branches forming a whorl.

**Arceuthobium campylopodum. Western Dwarf Mistletoe.** It forms witches' brooms and flowers late in summer. Widespread in Northwest principally on coastal ponderosa pine; species that were formerly called *A. campylopodum* are *A. abietinum* on white and grand firs, *A. divaricatum* on pinon pines, *A. laricis* on western larch, *A. microcarpum* on blue and Englemann spruce, *A. tsugense* on western hemlock, *A. cyanocarpum* on limber pine. Found also on exotic pines in California.

**Arceuthobium cyanocarpum. Dwarf Mistletoe** on pine, timber pine, and hemlock.

**Arceuthobium douglasii. Douglas-Fir Dwarf Mistletoe**, confined to this host. Plants are small, only 1 1/2 inches high, greenish, slender.

**Arceuthobium occidentale. Dwarf Mistletoe**, on exotic pines in California.

**Arceuthobium laricis. Dwarf Mistletoe** on fir and hemlock.

**Arceuthobium pusillum.** **Eastern Dwarf Mistletoe**, the only species in the East, from Minnesota to New Jersey and north to Canada, common on spruce, also on tamarack, and pines. The fruit matures in autumn; shoots are very short, less than an inch.

**Arceuthobium tsugense.** **Hemlock Dwarf Mistletoe** on western and mountain hemlock. *Colletotrichum gleosporioides* – a hyperparasite.

**Arceuthobium vaginatum** subsp. **cryptopodum.** **Southwestern Ponderosa Pine Dwarf Mistletoe.** Plant yellowish, robust.

---

# MOLDS

The word mold, or mould, has many meanings. The first one given in Webster is “a growth, often woolly, produced on various forms of organic matter, especially when damp and decaying, by saprophytic fungi.” Leaf mold is organic matter reduced to friable earth by these saprophytic fungi. When rhododendrons are fed with a fertilizer having a cottonseed meal base, one can often see a moldy growth, showing that beneficial organisms are at work breaking down the material for plant use.

Some of these saprophytic fungi have a harmful, parasitic phase. The common black bread mold, *Rhizopus nigricans*, causes soft rot of sweetpotatoes and “leak” of strawberries and grapes. *Penicillium* spp., the common blue molds on jellies, cause a decay of citrus and other fruits. Such diseases are discussed under Rots.

The word mold is used loosely to cover any profuse fungus growth on the surface of plant tissue. See Blights for a discussion of *Botrytis* gray mold, so common on many plants; see Leaf Spots for *Alternaria* brown molds and *Ramularia* white molds, and for moldy leaf spots due to *Heterosporium* and *Pleospora*; see Sooty Molds for the black growths on insect exudate; and see Snowmold for turf diseases.

---

## Botryosporium

Deuteromycetes, Hyphomycetes

Conidiophores, tall, slender, hyaline producing numerous lateral branches of nearly equal length, each producing two or more secondary branches that are enlarged at the tip and bear heads of conidia; spores one-celled, hyaline; saprophytic.

**Botryosporium pulchrum. Leaf Mold** on tomato, also geranium (pelargonium), occasional in greenhouses.

---

## Chalara (Chalaropsis)

Deuteromycetes, Hyphomycetes

Mycelium at first hyaline, then greenish; two types of conidia-macroconidia or chlamydospores, olive green, thick-walled when mature, sessile or borne in short conidiophores in compact groups; endoconidia, hyaline, formed inside end cells of a dark endoconidiophore and extruded in chains.

**Chalara thielavioides** (formerly *Chalaropsis thielavioides*). **Black Mold** of rose grafts. Manetti mold, usually on grafted roses, sometimes on budded roses in nursery fields. The fungus grows over and blackens cut surfaces of stock and scion, preventing union and resulting in death of scions. When outdoor roses are budded on Manetti understock, the bud often turns black and dies. Infection is only through wounds. *Rosa odorata* and *R. chinensis* var. *Manetti* are both very susceptible understocks; *R. multiflora* is moderately susceptible; Ragged Robin is immune.

*Control.* Use healthy understock. Spray greenhouse benches, tools, etc., with copper sulfate; prevent spread of spores by workmen on hands, clothing, and budding knife.

**Chalaropsis thielavioides** (formerly *Chalara thielavioides*). **Black Mold** of rose grafts.

---

## Cladosporium

► Blotch Diseases.

**Cladosporium fulvum** (see *Fulvia fulva*). **Leaf Mold** of tomatoes, general on greenhouse crops, occasionally serious in gardens in wet seasons in the Southeast and sometimes present in other states.

**Cladosporium herbarum.** **Leaf Mold, Pod and Seed Spot.** The fungus is a weak parasite causing black mold of peanut, pod spot and seed mold of lima and kidney beans, glume spot of bluegrass, leaf mold of pepper and tomato, sometimes a fruit mold.

**Cladosporium macrocarpum.** **Black Mold** of spinach, on old leaves or secondary after other leaf spots.

**Fulvia fulva** (formerly *Cladosporium fulvum*). **Leaf Mold** of tomatoes, general on greenhouse crops, occasionally serious in gardens in wet seasons in the Southeast and sometimes present in other states. Diffuse, whitish spots

on upper surface of older leaves enlarge, turn yellow; the undersurface of the patches has a velvety olive brown coating of spores that are spread by air currents and in watering. Spores remain viable about the greenhouse for several months after plants are removed, and are sometimes carried on seed. Infection occurs only when humidity is high.

*Control.* Resistant varieties such as Globelle, Bay State, and Vetomold have been developed, but the fungus has mutated to more virulent forms. Regulating ventilators in greenhouses to reduce humidity seems to be the most practical control, sometimes providing heat on cool nights, even in summer.

---

## Melanospora (Erostrotheca)

Ascomycetes, Melanosporales

Perithecia bright, more or less soft, without beak, paraphyses lacking; spores ellipsoid, yellow to olivaceous. Conidial stage has many spore forms.

**Erostrotheca multiformis** (see *Melanospora multiformis* (Anamorph, *Cladosporium album*)). **White Mold** of sweet pea, **White Blight**, also on perennial pea, observed on greenhouse crops.

**Melanospora multiformis** (formerly *Erostrotheca multiformis* (Anamorph, *Cladosporium album*)). **White Mold** of sweet pea, **White Blight**, also on perennial pea, observed on greenhouse crops. Leaflets are covered with tan or buff, circular to irregular, small to large spots with cinnamon brown pustules giving a granular appearance. White tufts of mold represent the *Cladosporium* stage. Pseudosclerotia are also formed in the leaves, which may die and drop. The fungus enters through stomata under conditions of high humidity. Dusting with sulfur has been suggested.

---

## Torula

Deuteromycetes, Hyphomycetes

Conidiophores lacking; entire branches of mycelium develop into simple or branched chains of dark conidia, which separate readily; saprophytic.

**Periconia maculans** (formerly *Torula maculans*). **Leaf Mold** on yucca.

**Torula maculans** (see *Periconia maculans*). **Leaf Mold** on yucca.

---

# NEEDLE CASTS

Certain diseases of conifers that result in conspicuous shedding of needles are termed needle casts, sometimes needle blights. Most of the fungi causing such symptoms are members of the Phacidiales.

---

## Phaeocryptopus (Adelopus)

Ascomycetes, Dothideales

One of the black mildews, with superficial, dark mycelium; perithecia innate with a central foot, without ostiole; spores two-celled, hyaline.

**Adelopus gäumannii** (see *Phaeocryptopus gaeumannii*). **Adelopus Needle Cast** of Douglas-fir, **Swiss Needle Cast**.

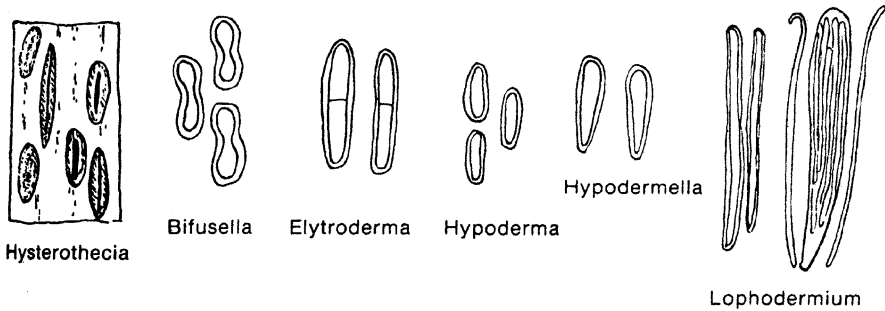
**Phaeocryptopus gaeumannii** (formerly *Adelopus gäumannii*). **Adelopus Needle Cast** of Douglas-fir, **Swiss Needle Cast**. Although first noted in Switzerland in 1925, this seems to be a native American disease occurring in relatively harmless fashion on the Pacific Coast, somewhat injurious to native Douglas-fir in the Southwest and to trees in New England and New York. Needles fall prematurely, leaving only the current season's growth. If this happens for several consecutive years, trees have thin foliage, appear yellow or brown, and finally die. Needles are yellow-green to brown, often mottled, and on undersurface tiny black perithecia, issuing from stomata, appear as sooty streaks, one on each side of the middle nerve.

---

## Bifusella

Ascomycetes, Rhytismatales

Apothecia elongate, slitting with a cleft; paraphyses lacking; spores hyaline, one-celled, club-shaped at both ends with halves joined by a narrow neck (Fig. 3.29).



**Figure 3.29** Needle Cast Fungi, which form ascospores in hysterothecia, elongate apothecia opening with a cleft. *Bifusella*, spores constricted in middle; *Elytroderma*, fusiform spores; *Hypoderma*, short fusiform spores; *Hypodermella*, spores tapering at base; *Lophodermium*, ascus with filiform spores, and paraphyses

***Bifusella abietis*** (see *Isthmiella abietis*). **Needle Cast** of fir on alpine and corkbark fir from New Mexico to Idaho.

***Bifusella faullii*** (see *Isthmiella faullii*). **Needle Cast** of Balsam fir, the most common and destructive of the needle casts of this host.

***Bifusella linearis***. **Needle Cast** of pine, **Tar Spot**, on various pine species. Hysterothecia are variable in length, shining black, on two-year needles.

***Bifusella saccata***. **Needle Cast** on pine.

***Isthmiella abietis*** (formerly *Bifusella abietis*). **Needle Cast** of fir on alpine and corkbark fir from New Mexico to Idaho. Dark brown to black hysterothecia extend the entire length of the middle nerve on undersurface of needle. Pycnidia are in two rows on upper surface.

***Isthmiella faullii*** (formerly *Bifusella faullii*). **Needle Cast** of Balsam fir, the most common and destructive of the needle casts of this host. Ascospores are discharged in July, but infected young needles do not change color until spring, then turn light brown to buff. Effused pycnidia in the same color appear in the groove on upper surface of the needle, followed by dusky brown hysterothecia (apothecia with a covering), with maturing ascospores the second summer.

---

## Canavirgella

***Canavirgella banfieldii***. **Needle Cast** of pine.

---

## Elytroderma

Ascomycetes, Rhytismatales



Ascospores two-celled, broadly fusiform (Fig. 3.29).

**Elytroderma deformans.** **Needle Cast, Witches' Broom** on Coulter, ponderosa, lodgepole, Jeffrey, pinon, and Jack pines. Elongated dull, dark hysterothecia are on both leaf surfaces. The tissues of ponderosa and Jeffrey pines may be penetrated and loose witches' brooms formed. Saplings may have entire crown converted; they die or make little growth.

---

## Fusarium

► Blights.

**Fusarium lateritium.** **Needle Cast** on *Torreya taxifolia*.

---

## Hypoderma

Ascomycetes, Rhytismatales

Hysterothecia elliptical to oblong, opening by a cleft; asci long-stalked, spores hyaline, fusiform, surrounded by a gelatinous sheath (see Fig. 3.29).

**Hypoderma desmazierii** (see *Meloderma desmazierii*). **Needle Cast, Tar Spot** of pines, most frequent on eastern white pine.

**Hypoderma hedgecockii** (see *Ploioderma hedgecockii*). **Needle Cast** of hard pines, in southeastern states.

**Hypoderma lethali** (see *Ploioderma lethale*). **Gray Blight, Needle Cast** of hard pines, from New England to Gulf states.

**Hypoderma robustum** (see *Virgella robusta*). **Needle Cast** of Firs, in West, usually white fir.

**Meloderma desmazierii** (formerly *Hypoderma desmazierii*). **Needle Cast, Tar Spot** of pines, most frequent on eastern white pine. Infected needles are at first yellow, then reddish brown, and finally deep brown with a grayish cast. The tips are infected first, the fungus being a weak parasite, completing its cycle in a year. Hysterothecia are shining black, elliptical.

**Ploioderma hedgecockii** (formerly *Hypoderma hedgecockii*). **Needle Cast** of hard pines, in southeastern states. Elliptical shining black hysterothecia are present in discolored areas on green needles. Each ascus contains four normal and four aborted spores.

**Ploiderma lethale** (formerly *Hypoderma lethaei*). **Gray Leaf Blight, Needle Cast** of hard pines, from New England to Gulf states. Hysterothecia are short, narrow, black, often found on pitch pine.

**Virgella robusta** (formerly **Hypoderma robustum**). **Needle Cast** of Firs, in West, usually white fir. Concolorous pycnidia, which form two rows, one in each needle wing, often turn black after spore discharge.

---

## Hypodermella

Ascomycetes, Rhytismatales

Like *Bifusella* with elongate apothecia, with a cleft, but paraphyses present; spores hyaline, one-celled, club-shaped at upper end, tapering toward base (see Fig. 3.29).

**Davisomycella ampla** (formerly *Hypodermella ampla*). **Needle Cast** of jack pine. All needles may drop except those of the current season. Short, elliptical, dull black hysterothecia are scattered over light buff-colored areas.

**Hypodermella abietis-concoloris** (see *Lirula abietis-concoloris*). On firs and southern balsam.

**Hypodermella ampla** (see *Davisomycella ampla*). **Needle Cast** of jack pine.

**Hypodermella concolor** (see *Lophodermella concolor*). **Needle Cast** of jack pine and lodgepole pines.

**Hypodermella laricis**. **Larch Needle and Shoot Blight** on eastern and western larches. Yellow spots are formed on needles, which turn reddish brown but stay attached, giving a scorched appearance to trees that are normally deciduous. Hysterothecia are very small, oblong to elliptical, dull black, on upper surface of needles.

**Hypodermella nervata** (see *Lirula nervata*). **Needle Cast** of Balsam.

**Lirula abietis-concoloris** (formerly *Hypodermella abietis-concoloris*). On firs and southern balsam.

**Lirula nervata** (formerly *Hypodermella nervata*). **Needle Cast** of Balsam. Pycnidia are in a groove along upper surface of needle in continuous or occasionally interrupted row, turning nearly black after spores are discharged.

**Lophodermella concolor** (formerly *Hypodermella concolor*). **Needle Cast** of jack pine and lodgepole pines. Virulent fungus infects young needles, in summer, which turn brown the next season. Short hysterothecia are concolorous with the leaf and appear as shallow depressions.

---

## Lirula

Ascomycetes, Rhytismatales

**Lirula macrospora.** Needle Cast or Blight on spruce.

---

## Lophodermium

► Leaf Spots.

**Lirula macrospora** (formerly **Lophodermium filiforme**). **Spruce Needle Cast**, sometimes causing serious defoliation of red and black spruce. Hysterothecia are long or short, shining black (see Fig. 3.29).

**Lophodermium durilabrum.** **Needle Cast** on pine.

**Lophodermium filiforme** (see *Lirula macrospora*). **Spruce Needle Cast**, sometimes causing serious defoliation of red and black spruce.

**Lophodermium juniperinum.** Widespread and abundant on common juniper and red-cedar but apparently not parasitic. Hysterothecia are elliptical, shining black, on both leaf surfaces.

**Lophodermium nitens.** Frequent but apparently saprophytic on five-needle pines. Hysterothecia short, black, shining.

**Lophodermium piceae.** **Needle Cast, Needle Blight** of fir, **Tar Spot** on fir and spruce, most severe on young specimens. Needles turn yellow, reddish, or brown, and drop. Short, shining black hysterothecia are formed on all needle surfaces.

**Lophodermium pinastri.** **Pine Needle Cast**, widespread. Pycnidia appear in spring or early summer as tiny black spots on browned needles, followed by dull, occasionally shining, black, short, elliptical hysterothecia. The fungus is a weak parasite but can be epidemic in nurseries. Bordeaux mixture will control it.

**Lophodermium seditiosum.** **Needle Cast** of scotch pine.

---

## Mycosphaerella

► Blights.

**Mycosphaerella laricina.** **Needle Cast** of European larch and western larch.

---

## Cyclaneusma (Naemacyclus)

Ascomycetes, Rhytismatales

Apothecia bright-colored, soft, opening with a cleft; paraphyses much branched; spores worm-shaped.

**Cyclaneusma niveum** (formerly *Naemacyclus niveus*). **Needle Cast**, occasional on various pines. Fruiting bodies tiny, elliptical, first waxy, dark brown, later concolorous with leaf surface.

**Naemacyclus niveus** (see *Cyclaneusma niveum*). **Needle Cast**, occasional on various pines.

---

## Pestalotia

► Blights.

**Pestalotia microspora**. **Needle Spot, Cast of Torreya**.

---

## Phoma

► Blackleg.

**Phoma eupyrena**. **Needle Cast and Blight** of red fir and Douglas-fir.

---

## Rhabdocline

Ascomycetes

Apothecia innate, brown, exposed by irregular rupture of epidermis; paraphyses present; spores one-celled, becoming septate after discharge from ascus, rounded at ends and constricted in the middle.

**Rhabdocline pseudotsugae**. **Needle Cast** of Douglas-Fir, **Needle Blight**, common on Pacific Coast and in Rocky Mountain States on native Douglas-fir and in northeastern states on ornamental forms. The disease has reached Europe on trees from western North America and is causing much concern there.

Needles are infected in spring or early summer, with first symptoms showing as slightly yellow spots, usually at ends of needles, in autumn or winter. By

the next spring the color is reddish brown, and leaves have a mottled appearance. In severe infection needles turn a more uniform brown, and the entire tree appears scorched. Apothecia are usually on underside of needles, sometimes on upper. They are at first round cushions; then the epidermis ruptures to expose a brown, elongated disc. Infected needles drop after ascospore discharge, thereby living only 1 year instead of the normal 8 or so.

*Control.* Spraying with bordeaux mixture when new needles develop, repeating twice at 10- to 14-day intervals has been suggested; also, spraying with lime sulfur at time of ascospore discharge in early summer. In forests, control will probably depend on early elimination of susceptible trees.

**Rhabdocline weirii.** **Needle Cast** of Douglas-fir.

---

## **Rhizosphaera**

Deuteromycetes, Sphaeropsidales, Sphaerioidaceae

Pycnidia brown, on a stalk; spores ovoid, one-celled, hyaline.

**Rhizosphaera kalkhoffii.** **Needle Cast** of blue spruce. Lowest needles are affected first, becoming mottled yellow, and the disease progresses up the tree. It has been controlled in ornamentals with three sprays of bordeaux mixture.

---

# NEMATODES

In the six decades since the first edition of this book was prepared, nematodes have become of major importance in plant pathology. It used to be stated that plant pests, insects, and diseases, took a toll of one-tenth of all our crops. Now we believe that nematodes alone may cause a 10% crop loss, and some place the figure as high as 25%. The monetary loss is not easy to figure. Guesses range from \$500,000 to \$8 billion a year in the U.S. Nematodes may be as damaging in home gardens as on farms.

Nematodes used to be considered primarily a southern problem, with the root-knot nematode the major culprit. Now we know that nematodes can be as serious in Maine or Minnesota as in Florida or Texas, and that root-knot species are responsible for only a fraction of total losses.

A 1957 report from Maryland states that samples were taken from around the roots of crop plants on 1210 different farms and gardens, and that every sample included at least one species of nematode known to be a plant parasite, with root-knot nematodes making only 3.2% of the total. A 1959 report from New Jersey states that, on the basis of 2500 soil and root samples taken since 1954, a very conservative estimate of annual loss in the state is \$15 million. The root-knot nematodes which are reduced by cold winters, were in third place because of their importance as pests of greenhouse crops, including African-violets, roses, and other ornamentals, as well as vegetable seedlings. Nematodes (eelworms or roundworms) are threadlike animals in the phylum Nematoda (or Nemata). The following two references were used in the nematode taxonomic descriptions in this section:

Nickle, W. R. 1991. *Manual of Agricultural Nematology*. Marcel Dekker, Inc., New York, NY. 1035 pp.

Blaxter, M. L., DeLey, P., Garey, J. R., Liu, L. X., Scheldeman, P., Vierstraete, A., Vanfleteren, J. R., Mackey, L. Y., Dorris, M., Frisse, L. M., Vida, J. T., and Thomas, W. K. 1998. A molecular evolutionary framework for the phylum Nematoda. *Nature* 392 (6671):71–75.

Nematodes live in moist soil, water, decaying organic matter, and tissues of other living organisms. Some cause diseases of man or animals; others cause plant diseases. The animal parasites include hookworms, pinworms, and the worms in pork causing trichinosis, and they range in length from less than an inch to nearly a yard. Most plant parasites are practically microscopic in size, sometimes just barely visible to the naked eye. They mostly range from 0.5 to 2 mm long, or from 1/50 to 1/10 inch.

Nematode diseases of plants are not new. The wheat eelworm was recorded more than two centuries ago (in 1743); root knot has been a recognized problem since 1855. Our systematic investigation of plant parasitic nematodes is very new. Only in the past few years have we made surveys to find out how widespread nematodes are and how many cases of "decline" in plants are due to them. Nematodes injure plants directly by their feeding, causing cell death or gross modifications and general stunting, and indirectly by affording entrance to bacteria and fungi causing rots and wilts. Some nematodes also are vectors of ring spots and other virus diseases.

Many nematodes may merely live in the soil close to the plant and cause no damage, and a few are actually beneficial, feeding on such harmful pests as Japanese beetle grubs. Only an expert nematologist can determine species and decide which are responsible for a plant's ill health. In submitting samples to your experiment station for diagnosis, dig up roots and some surrounding soil, place immediately in a plastic bag to prevent drying out, and mail as soon as possible.

Plant parasitic nematodes may be sedentary or migratory. They do not move through soil to any great distance. Major dispersal is by shipment of infested nursery stock and soil; locally nematodes are spread on tools, and feet, in irrigation water, in plant parts, and sometimes as dry cysts by the wind. Plant nematodes are facultative or obligate parasites. They may be endoparasitic, living inside roots or other tissues, or ectoparasitic, living outside the plant, inserting only the head for feeding; and some forms are intermediate between the two types. Most plant nematodes are root parasites, but some live in stems, bulbs, leaves, or buds. Some cause galls or other distinctive symptoms; others produce a general yellowing, stunting, or dieback that is often ascribed to other causes.

Nematodes are usually long and cylindrical, tapering at both ends, round in cross section. In some genera the female is pear-shaped or saclike, but the male is always vermiform. Nematodes in general lack coloration, being

transparent or with a whitish or yellowish tint. They are covered with a cuticle, made up of three main layers, largely protein, under which is a cellular layer called the hypodermis. The body cavity, pseudocoel, is filled with fluid. The body wall musculature, directly beneath the hypodermis, consists of longitudinal fibers only. This means that nematodes cannot contract transversely. They move through moist soil with a thrashing motion, or a series of undulations.

Nematodes have a complete digestive tract with a mouth at the anterior end. This is surrounded by lips bearing the sensory organs, but there is no true head, and nematodes lack eyes and nose. Basically there are six lips, but they may be fused in pairs. The sense organs, amphids, are important diagnostic characters, one class of nematodes having amphids with conspicuous openings, the other having amphids with minute pores. Most plant parasitic nematodes belong to the latter group.

Behind the mouth there is a cavity (stoma), then the esophagus, the intestine, and the rectum. The latter terminates in a ventral terminal or subterminal anus in females, in a cloacal opening in males. The sexes are usually separate, but sometimes males are missing and females are hermaphroditic. The body region behind the anus or cloacal opening is called the tail.

Near the posterior end of many nematodes there is a pair of cuticular pouches called phasmids, believed to be sense organs like the amphids. They are used to divide nematodes into two main groups, the Secernentea, or Phasmidia, with phasmids, and the Adenophorea, without phasmids.

All of the plant parasitic nematodes feed by means of a stylet, which works something like a hypodermic needle. It is a conspicuous protrusible spear used to puncture tissue. In most families this is a stomatostylet, a hollow spear derived from the sclerotized walls of the buccal cavity or stoma. Commonly the nematode punctures plant tissue with its stylet, then injects a secretion from its salivary gland that predigests the food before it is sucked in through the stylet. In the family Dorylaimidae the spear is an enlarged tooth, odontostylet, originating in the esophagus wall. It is usually hollow, but in the genus *Trichodorus* the tooth (onchiostyle) is solid but grooved.

The structure of the esophagus varies in different groups and is an important diagnostic character. The esophagus commonly has one or two swellings, known as bulbs. Those provided with a glandular apparatus are true bulbs; those lacking such apparatus are pseudobulbs. True bulbs are the chief pumping and sucking structures. They may be median, situated at midlength, or posterior, at the end of the esophagus.



Control measures for nematodes include crop rotation and other cultural practices and soil treatment with chemicals. Most chemicals are meant for fallow soil; a few are safe around living plants. Details of nematicides and their application are given in ► **Chap. 1**. Greenhouse soils are often steam-sterilized, and plants are sometimes dipped in hot water, the duration of the soak and the temperature depending on the tolerance of the plant and the kind of nematode to be eradicated. Some plants are antagonistic to nematodes. Asparagus roots produce a chemical that is toxic to many species, and marigolds grown with or in advance of some flower crops reduce the numbers of *Pratylenchus*, lesion nematodes. Some soil fungi trap nematodes but do not provide a practical control. The endospore-forming bacterium *Pasteuria penetrans* is known to effectively suppress certain root-knot nematodes.

---

## Anguina

Anguinidae. Endoparasitic nematodes feeding in above ground plant tissue and transforming seeds or leaves into galls. Males and females both elongate (wormlike), but females are obese. Cuticle finely striated; stylet short with well-developed basal knobs; tail coneshaped; single ovary.

**Anguina agrostis. Grass Nematode**, serious on bent grass and chewings fescue in the Pacific Northwest. Second-stage larvae remain in sheaths near growing tips most of the year, entering embryonic flowers in late spring. There the larvae mature, and the females lay large quantities of eggs. The quickly hatching young larvae transform developing seed into elongated dark purple galls. When the galls fall to the ground, nematodes are released to reinfect grass in the vicinity. There is only one generation a year, and larvae cannot exist in moist soil more than a year without access to a host plant with developing inflorescence. The disease is important only on grass grown for seed; it is not a problem on clipped turf. When seed is threshed, galls can be carried 300 feet or more from the machines by air currents, and still further in heavy winds.

**Control.** Rotate with a crop other than bentgrass or fescue or plow under and prevent inflorescence for 1 year. Soak seed for 2 hours in tepid water with a wetting agent; then hold for 15 minutes at 126°F.

**Anguina balsamophila.** On balsam-root; galls on underside of leaves.

**Anguina graminis.** Galls on leaves of fescue grasses.

**Anguina tritici. Wheat Nematode** on wheat and rye, a field crop pest forming galls in place of grain. The disease was recognized in 1745, the first to be attributed to nematodes. The species is long-lived, viable nematodes having been found in seed stored 28 years. Brine flotation was the old method of eliminating galled seed.

---

## Aphelenchoides

Aphelenchoididae. Bud and leaf nematodes, foliar nematodes. Ecto- and endoparasites; males and females wormlike, very slender; cuticle finely annulated; stylet with small basal knobs; tail with acute tip.

**Aphelenchoides besseyi** (including *A. oryzae*). **Summer Dwarf Nematode** of strawberry, present from Maryland to Louisiana, also reported from Oklahoma, Missouri, southern Illinois, California, and Washington. The nematodes live in the soil and are washed into buds by rains and irrigation water, affecting young leaves as they develop. Leaflets are crimped or crinkled, cupped, narrow, with a reddish cast to veins and petioles. Older leaves are darker green, more brittle than normal. This is a major disease in Florida, commonly noted from July to October. Cold weather checks its progress often masking symptoms, but plants do not recover; runner plants from infested mother plants are diseased. In spring the nematode population may be low, allowing nearly normal formation of early leaves, but in summer a single bud may harbor up to 1300 individuals, causing center leaves to be deformed and dwarfed. The same species causes a serious disease of rice in Arkansas and Louisiana.

*Control.* Buy certified plants; rogue and burn diseased plants as soon as noticed. Treat dormant infested plants with hot water, 2 minutes at 127°F.

**Aphelenchoides fragariae** (including *A. olesistus*). **Spring Dwarf Nematode** of strawberry; **Fern Nematode**, a leaf nematode. A bud parasite of strawberry from Cape Cod to Maryland and found in scattered localities along the Pacific Coast. This is a cold-weather species, persisting through the winter with several thousand nematodes present in a single bud as leaves unfold in spring. The foliage is small twisted, thickened, glossy, with swollen petioles; blossom buds are killed or poor, and no fruit is set. Some plants are killed; others recover.

As the fern nematode, or begonia leaf blight nematode, this species is recorded on anemone, aquatic plants (*Cabomba* sp., *Limnophila* sp., *Peplis* sp., and

*Potamogeton* sp.), begonia, bouvardia, calceolaria, chrysanthemum, clematis, coleus, crassula, dianthus, doronicum, fern, geranium, hosta, hydrangea, Lamium, lily, peony, primrose, saintpaulia, scabiosa, zinnia, and other ornamentals. Fern leaves have a patchy or blotched appearance with dark brown to black areas on the fronds. In some species these are rather narrow dark bands from midrib to border, limited by parallel side veins; in bird's-nest fern there is a profuse brown discoloration from the base halfway up the leaf.

On begonias the disease is most serious on semituberous varieties grown in greenhouses. Small brown spots with water-soaked margins, on underside of leaves, enlarge, coalesce, turn dark brown, and become visible on the upper surface. Whole leaves may turn dark; plants may be stunted. On fibrous-rooted begonias spots stay small, and leaves become shiny with a tendency to curl, lose color, and drop. Nematodes are spattered from plant to plant by syringing or careless watering; there is no disease spread when foliage is kept dry.

Dieback of Easter lilies grown in the Northwest is also attributed to this bud and leaf nematode. Leaves are first blotched with yellow, then turn brownish, drooping and curling against the stem (see Fig. 3.30). The nematodes live over in the bulbs and are splashed from leaves of one plant to another in the field. Lilies from diseased bulbs develop "bunchy-top" symptoms, with thick, twisted foliage and dieback.

*Control.* Strawberry plants in nurseries should be inspected and certified in spring. Mother plants, near the end of the dormant period, can be treated with hot water, 2 minutes at 127°F. Crop rotation helps.

Bulbs may be treated with hot water, for 1 hour at 111°F. Potted begonias can be submerged, pot and all, for 1 minute at 120°F, or for 3 minutes at 116°F. African violets may be treated for 30 minutes at 110°F, ferns for 10 to 15 minutes at the same temperature.

**Aphelenchoides parietinus.** Causing root-plate and scale necrosis of bulbous iris.

**Aphelenchoides ritzemabosi. Chrysanthemum Foliar Nematode,** common and serious on this host in home gardens and greenhouses, first reported in New Jersey in 1890. It is also recorded on dahlia, zinnia, and some other ornamentals but possibly confused with *A. fragariae*. A morphologically similar species produces a yellow bud blight of Vanda orchids. The first symptoms are dark spots on areas on underside of leaves, but by the fifth day after infestation discolored veins stand out sharply on upper leaf surface, and



**Figure 3.30** Foliar Nematode on Lily

diseased leaves turn brown or black, starting in distinctive wedge-shaped areas between veins (see Fig. 3.31). Later the leaves dry, wither, and hang down along the stems. The nematodes swim from the soil up the stem in a film of water, the disease going from lowest leaves progressively upward. Almost any variety may be attacked, but Koreans are particularly susceptible. The nematodes may not survive the winter in old dead leaves but they do survive in living leaves in old crowns.

*Control.* Keep foliage dry; avoid overhead watering. Use a mulch to avoid splashing. Avoid crown divisions; make tip cuttings which are usually free from nematodes. Dormant plants can be treated with hot water, 5 minutes at 122°F or 30 minutes at 112°F.



**Figure 3.31** Leaf Nematode of *Chrysanthemum*. Wormlike male and female nematodes cause wedge-shaped browning between veins, followed by general blighting of leaf

***Aphelenchoides ritzemabosi*. Current Nematode**, a bud parasite on black currants and gooseberries in England; reported from California on gooseberries. Treat cuttings for 30 minutes in hot water, 110°F.

***Aphelenchoides subtenuis*. Bud and Leaf Nematode** on narcissus, causing scale necrosis. Reported from the Southeast and Pacific Coast states.

## **Belonolaimus**

Belonolaimidae. Sting nematodes, migratory obligate ectoparasites, usually found free in soil near growing tips; both sexes long, slender, with blunt ends; body strongly annulate; about 2 mm long, stylet long, with well-developed knobs; two ovaries.

***Belonolaimus gracilis*. Sting Nematode** on a wide variety of hosts from Virginia southward, also reported from New Jersey and from a rose greenhouse in Connecticut. This is a major pest of strawberries, celery, and sweet corn in Florida. It injures Bermuda, centipede, and St. Augustine grasses and seedlings of slash and long-leaf pines, being first recorded from pine. Other plants damaged by *Belonolaimus* species include peanut, pea, lupine, Austrian winter pea, cowpea, bean, lima bean, soybean, beets, cabbage, cauliflower, lettuce, endive, onion, potato, and sweetpotato. The slender worms feed at root tips and along the sides. Soil fungi enter roots through feeding punctures. Roots develop short stubby branches with necrotic lesions; plants are stunted. On woody plants decline symptoms include chlorosis, twig dieback, premature dropping of fruit (such as grapefruit), and rapid wilting under moisture stress. The nematodes seem to be limited to light, sandy soils.

*Control.* Rotate crops; cultivate to remove weed hosts.

**Belonolaimus longicaudatus.** This species may be responsible for some of the injury ascribed to *B. gracilis*. It occurs in the same southeastern states and may injure roots of celery, peanut, grasses, cabbage, bean, and other vegetables. Potato and soybean are considered especially susceptible. It has also been reported on magnolia.

---

## Bursaphelenchus

Aphelenchoididae. Ecto - and endoparasites; females (adult) have a vulval flap.

**Bursaphelenchus lignicolus.** Causes wilt of pine and the nematode is vectored by cerambycid beetle (pine sawyer beetle).

**Bursaphelenchus xylophilus. Pinewood Nematode** on pine.

---

## Cacopaurus

Tylenchulidae. Cuticle finely annulate; female small but very obese; eggs large; male lacks stylet.

**Cacopaurus pestis.** Reported from roots of Persian (English) walnut in California, causing typical decline with reduction in size and number of leaves, fewer nuts, eventually complete defoliation and death.

---

## Criconema

Criconematidae. Ring nematodes, short, thick, sedentary ectoparasites; cuticle thick with spines or scales; usually found in woodlands, in damp areas, seldom in cultivated soil.

**Criconema civellae.** Reported on citrus roots in a Maryland greenhouse.

**Criconema decalineatum. Fig Spine Nematode** on figs.

**Criconema spinalineatum. Zoysia Spine Nematode** on Zoysia.

---

## Mesocriconema

**Criconella xenoplax** (see *Mesocriconema xenoplax*). **Ring Nematode** on peach cover crops including curly dock, perennial ryegrass, vetch, crimson clover, hairy vetch, and cowpea; also tall fescue, and white clover.

**Mesocriconema xenoplax** (formerly *Criconella xenoplax*). **Ring Nematode** on peach cover crops including curly dock, perennial ryegrass, vetch, crimson clover, hairy vetch, and cowpea; also tall fescue, and white clover.

---

### **Criconemoides (Genus dubium)**

Criconematidae. Ring nematodes; short, thick-bodied; cuticle thick with retrose (inclining backward) annules; ectoparasites with a wide host range

**Criconemoides annulatum**. On holly oak, Montana; beans and citrus, Louisiana.

**Criconemoides citri**. **Citrus Ring Nematode** on citrus in Florida. The broadly annulated head is often buried deep in root tissue, which dies near the feeding puncture.

**Criconemoides crotaloides**. On Douglas-fir and poplar, Utah.

**Criconemoides curvatum**. Reported in large numbers on carnations but apparently not very injurious; also on grasses, Ohio.

**Criconemoides cylindricum**. On peanut, in Georgia.

**Criconemoides komabaensis**. On camellia, in Florida.

**Criconemoides lobatum**. On pines, Florida; potato, New York; also grasses.

**Criconemoides mutabile**. On marigold, D.C.

**Criconemoides ornatum**. On grasses, Ohio.

**Criconemoides parvum**. On grasses, Ohio.

**Criconemoides rusticum**. On grasses, Ohio.

**Criconemoides similis**. **Cobb's Ring Nematode**. Apparently an important factor in decline of peaches in Maryland and North Carolina, reported on pine in Florida and North Carolina.

**Criconemoides teres**. On oak, California.

**Criconemoides xenoplax**. On carnation, causing reduced root system, stunting, reduced flower yield; also reported on grape, peach and grasses.

---

### **Crossonema**

**Crossonema** sp. **Decline** of Alaska cedar.

## Ditylenchus

Anguinidae. Bulb and stem nematodes, slender, of moderate length, conelike tail, finely striated cuticle, mostly endoparasites.

**Ditylenchus destructor. Potato Rot Nematode.** Feeding on underground stem structures of a large number of plants but important on potato, especially in Idaho and Wisconsin. Discolored spots on tubers progress to a gray or brown decay. The tissues have a granular appearance; they dry and shrink and the skin may crack. Invasions continue in storage, sometimes with complete destruction of tubers.

**Ditylenchus dipsaci. Stem and Bulb Nematode.** An internal parasite of bulbs, stems, leaves, rarely roots, causing Eelworm Disease of Narcissus, Ring Disease of Hyacinth, Onion Bloat, Stem Disease of Phlox. The name *dipsaci* covers many strains and probably more than one species. The type was found in 1857 on Fuller's teasel. The nematodes are thought to release a pectinase during feeding, which results in a dissolution of the middle lamella and the production of large intercellular spaces. They injure, besides hyacinth and narcissus, grape-hyacinth, tulip, galtonia, garlic, shallot, and onion, and cause a stem disease of alfalfa and many flowers besides phlox.

The strains of hyacinth and narcissus are not reciprocally infective, although the hyacinth strain does infect onions. Hyacinths have yellow flecks or blotches on the leaves, which are often twisted, short, and split. In narcissus there are pustules or blisters, called spikkels, in leaves, which can be felt when the leaf is drawn through the fingers. Nematodes in such pustules probably enter leaves as they push up through the soil. Bulbs badly diseased at planting produce no foliage, or a few leaves that are premature, twisted, and bent.

When leaves are dry, nematodes are inactive; but when the foliage is moist and decayed, they revive and pass down into the soil or the neck of the bulb. They enter bulb scales, move down to the basal plate, and then enter the base of other scales. Infected scales are brown, and, since there is little lateral movement of nematodes, the cut surface of a bulb shows one or more brown rings contrasting with healthy tissue. Eggs, larvae, and adults are all present in the brown areas. Male and female adults are wormlike, up to 1.9 mm long. Infective larvae issue in large numbers in whitish tufts in a break between basal plate and scales, and work through the soil to invade adjacent plants.



They are also spread in irrigation water, on tools, and by animals. Some winter in weed hosts, some in seed of composites. In moist soil they die in a year or so, but they have been recovered from plants after 5 or 6 years.

The strain on phlox attacks campanula, sweet william, evening primrose, goldenrod, schizanthus, anemone, foxglove, and orchids. The leaves are very narrow, crinkled, and waved, often brittle, with a tendency to lengthen petioles. Stems may be swollen near the top or bent sidewise; plants are stunted, often fail to bloom, may die prematurely. The nematodes enter through stomata of young shoots and work upward as the stems develop. They infest seed of phlox and other composites, and may be so disseminated.

In onions the inner bulb scales are enlarged, causing a split onion that seldom flowers and sometimes rots at the base. Seedlings are twisted, stunted, covered with yellow spots. On plants grown from sets, a slight stunting and flaccid condition of outer leaves is followed by leaf-tip necrosis and continued stunting. The larvae may live long in infested soil and may be carried in set onions.

*Control.* Commercial growers routinely treat narcissus bulbs in hot water, 4 hours at 110° to 112°F. All infected plants, parts, and debris should be removed from fields and destroyed; a 2- to 4-year rotation may be tried. Take up and burn infested phlox or similar plants. Put new plants in a new location or in fumigated soil.

**Ditylenchus (Sychnotylenchus) gallicus.** On elm.

**Ditylenchus iridis.** Probably a strain of *D. dipsaci*, on bulbous iris. Mildly infected plants dry up prematurely and have poor root systems. Heavily infected plants are stunted, having few if any roots, and the bulbs decay before harvest. Treat bulbs with hot water as for narcissus, but soak only 3 hours and as soon after curing as possible.

---

## Dolichodorus

Dolichodoriadae. Awl nematodes similar to sting nematodes with long stylet with well-developed knobs; coarsely annulated cuticle; both sexes wormlike; male tail has a bursa (lateral extension); female has two ovaries; ectoparasites.

**Dolichodorus heterocephalus.** **Awl Nematode**, causing decline of celery, bean, tomato, corn, pepper, and water chestnut in the Southeast, also recorded on pecan. It feeds largely on root tips and sometimes along the side of roots, causing necrotic lesions. It also feeds on germinating seeds and

hypocotyls, sometimes penetrating the seedcoat to reach the embryo. Poor seedling emergence may be due to this nematode.

**Dolichodoros (Neodolichlorus) obtusus.** On arctostaphylus and pecan, California.

---

## Dorylaimus

Dorylaimidae. Spear nematodes, with an odontostylet (hollow tooth), bottle-shaped esophagus; cuticle with longitudinal ridges; both sexes wormlike, tails rounded to cone-shaped; not proven plant parasites.

**Dorylaimus** spp. Found in soil near soybean, sweetpotato, and other plants but not known as a pathogen.

---

## Helicotylenchus

Hoplolaimidae. Spiral nematodes, ectoparasites or semiendoparasites; long strong stylet with basal knobs; cuticle annulated. The head is inserted in a root, but the body remains outside in a ventrally curved spiral with one or more turns.

**Helicotylenchus dihystrera.** On gardenia, corn, and bluegrass.

**Helicotylenchus erythrinae. Zimmerman's Spiral Nematode.** Rather common in Florida around roots of grasses. Present in other states on blueberry, boxwood, cauliflower, cedar, clovers, corn, cranberry, turf grasses, oak, oat, pachysandra, pepper, pieris, pine, rhubarb, soybean, strawberry, wheat, and yew.

**Helicotylenchus multicinctus. Cobb's Spiral Nematode.** Associated with roots of many plants, including azalea, cherry, cranberry, marsh grass, hibiscus, peach, pine, spruce, and yew.

**Helicotylenchus nannus. Steiner's Spiral Nematode,** a small species common in the Southeast. Found damaging roots of apple, azalea, boxwood, asparagus fern, calathea, camellia, centipede grass, civet bean, gardenia, peperomia, philodendron, rubber-plant, royal palm, laurel oak, soybean, peanut, and tomato. There is a gradual decline, stunting, and failure to form flower buds.

**Helicotylenchus pseudorobustus.** On corn, grape, tomato, and soybean.

---

## Hemicriconemoides

Criconematidae. Ectoparasites; female with cuticular sheath, anchor-shaped stylet with anteriorly concave knobs; males without sheath or stylet. Commonly associated with turf and woody plants in warm climates, but pathogenicity not yet demonstrated.

**Hemicriconemoides biformis.** Oak Sheathoid Nematode. On roots of oak, Florida.

**Hemicriconemoides chitwoodi.** Associated with stunting of camellias.

**Hemicriconemoides floridensis.** Pine Sheathoid Nematode. On pine.

**Hemicriconemoides gaddi.** On camellias.

**Hemicriconemoides wessoni.** On myrica, Florida.

---

## Hemicycliophora

Criconematidae. Sheath nematodes; ectoparasites with sedentary habits; female retains last molt as an extra cuticle; knobs of stylet spheroid; males rare, without stylet.

**Hemicycliophora arenaria.** Causing root galls on rough lemon, also reproducing in tomato, pepper, celery, squash, and bean. Celery has large, multi-branched galls.

**Hemicycliophora brevis.** On California-laurel.

**Hemicycliophora obtusa.** On beet, Utah.

**Hemicycliophora parvana.** Tarjan's Sneath Nematode, damaging celery in Florida, also recorded on corn, beans, and dracaena.

**Hemicycliophora similis.** Grass Sneath Nematode. Also causes small galls on roots of blueberry and cranberry.

---

## Heterodera and Globodera

Heteroderidae. Cyst nematodes, highly specific, attacking members of but few genera in a given plant family, partially endoparasitic, quite sedentary, attached to root by neck only. The female is lemon-shaped to globoid, white, yellow, or brown, 0.5 to 0.75 mm. Eggs are deposited or retained in body of mother, whose leathery wall forms a true cyst. Eggs remain alive for years in cysts, which are spread by wind or in soil around nonhost plants. Males are slender worms, up to 1.75 mm. Root-knot nematodes, formerly all classed as *Heterodera marioni*, have been reclassified as various species of *Meloidogyne*. The stylet *Heterodera* is twice as long as that in *Meloidogyne*, and the latter does not form true cysts.

**Globodera rostochiensis** (formerly *Heterodera rostochiensis*). **Golden Nematode** on white potatoes, also eggplant, tomato, and other members of the Solanaceae, but not on tobacco. It was first discovered in the United States on Long Island in 1941, and it was kept there, by a rigorous quarantine, until 1967, when it was found at a single location in upstate New York. In 1968, it was found on a potato farm in Delaware. Known as “potato sickness,” the disease has been serious in the British Isles for many years. Crops do not show much damage until heavy populations have built up in the soil; then there is midday wilting, stunting, poor root development, early death, with up to 85% reduction in potato yield. The eggs live in the soil inside cysts barely visible to the naked eye. Each may contain up to 500 eggs, and some hatch one year, some another. Cysts have remained viable 17 years. In spring, when soil temperature is around 60°F, a chemical given off by potato or tomato roots stimulates hatching, and the larvae (which have had a first molt inside the egg) leave the cysts and migrate to host plants, entering the roots. The females become stationary, swell to pear shape, and break through the roots, remaining attached by a thin neck. The cylindrical males work out of the roots and cluster around to mate with the females. Eggs are formed, and the dead female becomes the cyst, first white, then gold, orange, finally brown. Cysts detached from roots remain in the soil or may be spread in potato bags, crates, machinery, even in trouser cuffs of farm workers. Lily-of-the-valley pips, cacti, and other plants intercepted at quarantine have had golden nematode cysts in fragments of soil around the roots.

*Control.* A quarantine restricts movement of potatoes, nursery stock, root crops and top soil from infested land. Healthy potatoes are sold in paper bags to prevent reinfestation from secondhand burlap bags. The Peconic strain of potato is said to be resistant; Rosa, Elba, and NY 71 are also resistant.

**Heterodera avenae.** **Oat Cyst Nematode** on pea.

**Heterodera cacti.** **Cactus Cyst Nematode.** Obtained from various localities in Mexico, where it is probably indigenous, and likely to occur on cacti wherever grown. The cyst is lemon-shaped.

**Heterodera carotae.** **Carrot Cyst Nematode.**

**Heterodera cruciferae.** **Cabbage Cyst Nematode,** closely related to the sugarbeet nematode. On crucifers in California. Hosts include broccoli, Brussels sprouts, cabbage, cauliflower, kale, kohlrabi, mustard, radish, rutabaga, seakale, lobularia, sweet alyssum, wallflower, and garden cress.

**Heterodera fici.** Fig Cyst Nematode on fig in Florida and California.

**Heterodera glycines.** Soybean Cyst Nematode causing Yellow Dwarf Disease. An immigrant from Japan and Korea, first noted in North Carolina in 1954, thence spread to Arkansas, Florida, Illinois, Kentucky, Louisiana, Mississippi, Missouri, Tennessee, and Virginia. Plants are yellow, stunted; roots are small and dark with few or no bacterial nodules but with lemon-shaped brown cysts clearly visible. This nematode reproduces only in roots of lespedeza, vetch, tomato and bean, besides soybean, but the cysts occur as contaminants of narcissus bulbs and gladiolus corms grown in infested soil and may be so disseminated.

Infested areas are under federal and state quarantines. Soil fumigation temporarily reduces nematode populations and increases plant growth and yield.

**Heterodera gottgingiana.** Pea Cyst Nematode on pea.

**Heterodera humuli.** Hop Cyst Nematode on bean, pea, and cucumber.

**Heterodera iri.** On grasses.

**Heterodera mothi.** Cyst Nematode on nutsedge.

**Heterodera punctata** (*Punctodera punctata*). Grass Cyst Nematode found on wheat and small grains, also associated with bentgrasses in North Dakota, Michigan, and Minnesota, and turfgrass in New Jersey.

**Heterodera rostochiensis** (see *Globodera rostochiensis*). Golden Nematode on white potatoes, also eggplant, tomato, and other members of the Solanaceae, but not on tobacco.

**Heterodera schachtii.** Sugar Beet Nematode, occurring in sugar-beet areas from California to Michigan, also infesting table beets and crucifers – cabbage, broccoli, rape, turnip, rutabaga, and radish. The females, numerous white specks clinging to roots, contain 100 to 600 eggs. Slender larvae puncture root cells with their strong stylets and pass through three molts inside the roots. The wormlike males then leave the roots to search for the flask-shaped females, which are attached to the roots only by their heads. Eggs are deposited in a gelatinous mass. These soon hatch to start other generations, but the females die with more eggs inside their bodies, which turn brown and become cysts. Eggs inside cysts may remain viable 5 or 6 years. Control depends on a very long crop rotation or soil fumigation.

**Heterodera tabacum** (*Globodera tabacum tabacum*). Tobacco Cyst Nematode. Reported from Connecticut on tobacco, tomato, and other solanaceous plants, but not potato; also reported on Jerusalem-cherry, eggplant, and pepper in Virginia. Stunting is also caused on tobacco.

**Heterodera trifolii. Clover Cyst Nematode.** On clover and other legumes except peas. Spinach, beet, soybean, and carnation are minor hosts. Cysts are brown, lemon-shaped.

**Heterodera zae. Corn Cyst Nematode.** On sweet corn, field corn, and barley.

---

## Hoplolaimus

Hoplolaimidae. Lance nematodes, somewhat migratory, some species tropical or subtropical, of moderate length; strong stylet with basal knobs; often in a spiral or C-shape position.

**Hoplolaimus coronatus.** On Nerine, grasses, carnation, oak, citrus, pine, sweetpotato, and tomato.

**Hoplolaimus galeatus** (*H. coronatus*). **Crown-Headed Lance Nematode**, wide-spread. On turf grasses, zoysia, nursery crops, corn, sugarcane, citrus, tomato, sweetpotato, pine seedlings, and carnation. This species may feed from the outside, burying the head only, or it may enter the root completely, destroying the cortex, which is sloughed off, and feeding on the phloem.

**Hoplolaimus magnistylus. Stunt** on hibiscus.

**Hoplolaimus uniformis.** On various ornamentals, reported from Rhode Island.

---

## Hypsoperine

Heteroderidae. Similar to *Meloidogyne*, the root-knot nematode, but female body oval rather than pear-shaped.

**Hypsoperine graminis.** Described in 1964 from roots of grass and forming inconspicuous galls, primarily on members of the Gramineae. St. Augustine grass may become chlorotic and die. Bermuda grass may decline. Also present on zoysia.

---

## Longidorus and Paralongidorus

Longidoridae. Needle nematodes; relatively large ectoparasites with long, slender stylet; similar to *Xiphinema* but not causing galls.

**Longidorus elongatus.** On grape, causing necrosis and excessive root-branching.

**Longidorus maximus.** Reported associated with celery, leek, lettuce, and parsley.

**Paralongidorus sylphus.** **Thorn's Needle Nematode**, fairly common in the Pacific Northwest, causing severe stunting of peppermint.

---

## Meloidodera

Heteroderidae. A new genus, a link between *Heterodera* and *Meloidogyne*; eggs are retained in the female, but there is no distinct cyst stage; second stage larvae invade roots but no galls are formed.

**Meloidodera floridensis.** In roots of slash pine in Florida.

---

## Meloidoderita

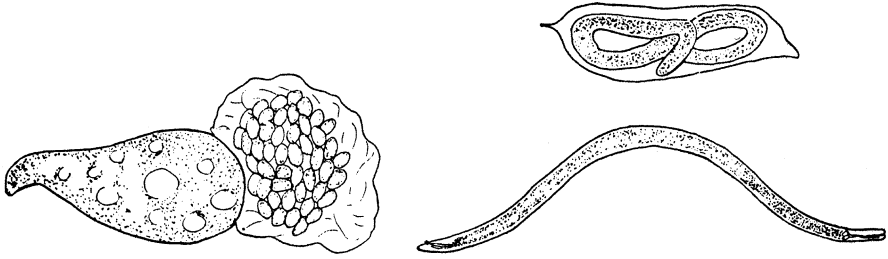
**Tylenchulidae** sp. On grapes. Males developed in soil and have a degenerate esophagus that lacks a stylet.

---

## Meloidogyne

Heteroderidae. Root-knot nematodes, formerly considered one species, now known to be several, distinguished by slight morphological differences such as striations, perineal pattern of the tail, type of galls formed, host preferences, and somewhat by locality. Females are white, pear-shaped to sphaeroid with elongated necks, slender stylets with well-developed basal knobs; males are slender, wormlike. Females deposit eggs in a gelatinous mass, and the body is not turned into a cyst as in *Heterodera* (see Fig. 3.32).

Root knot is the best known nematode disease, with over 2000 plant species susceptible to one or more forms of *Meloidogyne*. Root knot was first reported in England, in 1865 on cucumbers; in 1876 it was recorded in the United States on violet. Infected plants are stunted; they often wilt, turn yellow, and die. The chief diagnostic symptom is the presence of small or large swellings or galls in the roots (see Fig. 3.33). They are nearly round or long and irregular, but they are an integral part of the root and cannot be broken off. This differentiates them from beneficial nodules, formed



**Figure 3.32** Root-Knot Nematode Galls on Potato

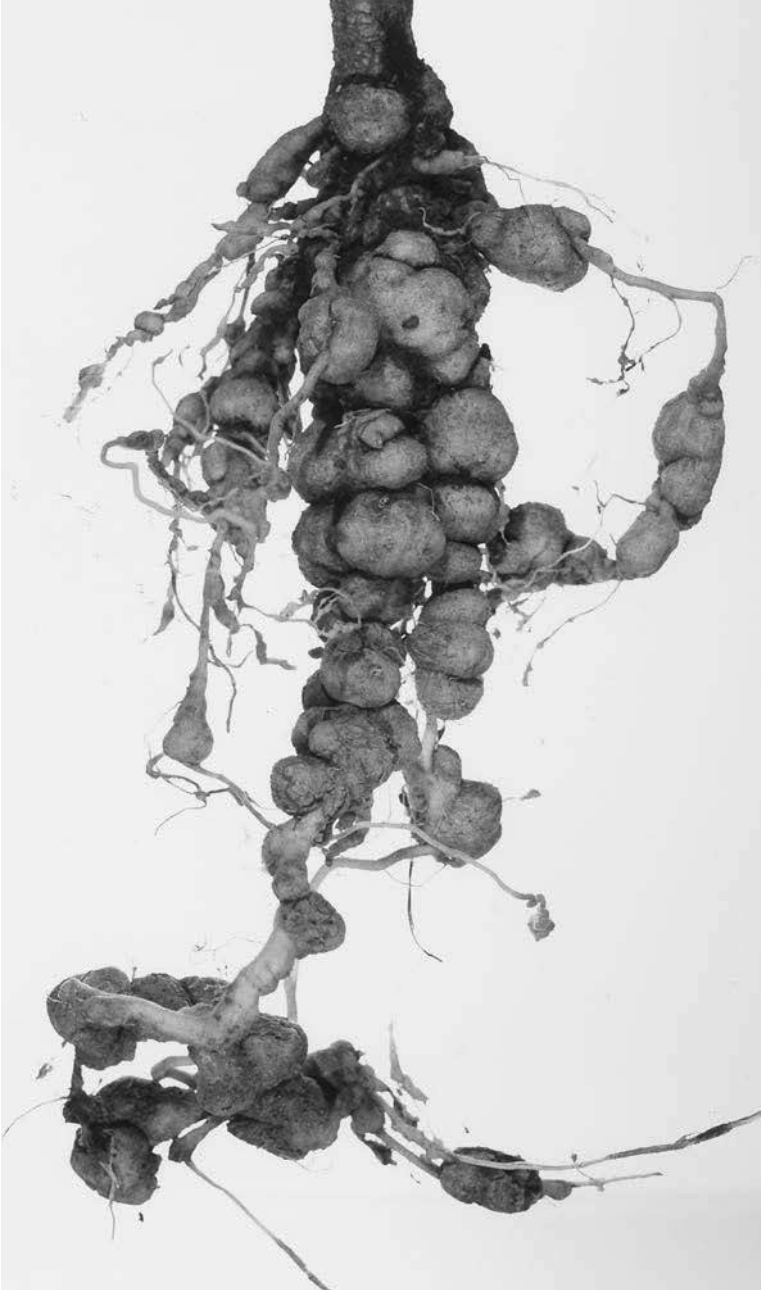
on legume roots by nitrogen-fixing bacteria, which can be readily broken off.

Root-knot nematodes occur in practically every state. We used to think they were killed by northern winters, but some species can survive extreme cold. They do have fewer generations in the North and do not build up such large populations as in southern sandy or peat soils. Grasses and grains are about the only plants immune or resistant to root knot.

The long, thin young larva takes form inside the egg, breaks out, and migrates through the soil to a root. It moves in to the axial cylinder and there becomes sedentary. It injects a secretion of its esophageal glands into the tissue by means of its short buccal stylet, and this stimulates the formation of 3 to 5 giant cells around the injection point. The nematode absorbs its food from these nectarial cells the rest of its life. As it feeds, the larva swells rapidly into a sausage-shaped body, which, in the female, becomes whitish and pear-shaped, large enough to be just visible to the naked eye. The male changes into a threadlike cylindrical form, folded up inside the larval molt, from which it finally escapes.

The female deposits its eggs in an extruded yellow-brown jelly. There may be up to 3000; the average is nearer 300 to 500. The larvae develop inside the eggs and become free in the soil when the host root cracks or decays. They may attack the same root in a new place or another root. At 80°F a generation takes only 25 days; at 67°F the cycle averages 87 days, and below 55°F activity ceases. Root-knot nematodes may be injurious by their feeding punctures even if typical swellings are not formed. Some have been shown to increase *Fusarium* and bacterial wilts, and they almost surely complicate the crown-gall problem.





**Figure 3.33** Root-Knot Nematode; pear-shaped female with egg sac; encysted young larva; and wormlike adult male

*Control.* Rotation of crops may be practical only for species with a narrow host range, and a few varieties of vegetables, fruits, and ornamentals have been developed resistant to particular species. Soil fumigation before planting is a common control; see ►[Chap. 1](#) for satisfactory chemicals. These usually kill larvae free in the soil but not all of those inside root knots.

**Meloidogyne arenaria. Root-Knob Nematode.** Causes stunting and root gall on dwarf gardenia, compacta holly, and japanese boxwood. Also reported on watermelon.

**Meloidogyne arenaria** (formerly *Meloidogyne arenaria thamesi*). **Thames' Root-Knob Nematode.** Occurring naturally in Florida, on Chinese silk-plant (*Boehmeria*); found elsewhere in greenhouses. Also reported on tomato and scindapsus.

**Meloidogyne arenaria thamesi** (see *Meloidogyne arenaria*). **Thames' Root-Knob Nematode.**

**Meloidogyne chitwoodi. Columbia Root-Knob Nematode.** Has been associated with alfalfa, potato, tomato, sugar beet, wheat, and corn. This is significant because wheat and corn are commonly grown in rotation with potato and sugar beets to reduce *M. hapla*. Both monocotyledonous and dicotyledonous plant species are good hosts, indicating a wide host range for this nematode.

**Meloidogyne graminicola. Rice Root-Knob Nematode.** On purple nutsedge and yellow nutsedge. **Root-Knob Nematode** on clovers.

**Meloidogyne hapla. Northern Root-Knob Nematode.** Common on many outdoor crops in the North and in florist and nursery stock. Hosts include abelia, anoda, barberry, bean, blueberry, boxwood, California-laurel, cantaloupe, carrot, cherry, clematis, clovers, cocklebur, corn, cress, cucumber, dog fennel, eggplant, escarole, forsythia, geranium, germander, gladiolus, grape-hyacinth, goldenchain, jimsonweed, kale, lettuce, marigold, mock-orange, morning-glory, mulberry, myrtle, mustard, parsnip, pachysandra, pansy, peanut, peony, pepper, periwinkle, potato, privet, rose, sainfoin, sequoia, soybean, spirea, spurge, strawberry, sugar beet, tomato, velvetleaf, viburnum, wheat, and weigela.

This species is a particular pest of peanut and is probably the most important nematode on strawberries. It causes galls, reduces growth of main roots, resulting in excessive branch roots; plants are stunted and may die. Injury is more serious in sandy soils. Yields have been increased by using granular Nemagon, mixed with fertilizer, as a side-dressing or by planting in fumigated beds. Rotation with corn and some grains may be practical.

**Meloidogyne incognita. Root-Knob Nematode.** On kiwi, sequoia, society garlic, sweet potato, and jacquemontia.

**Meloidogyne incognita. Cotton Root-Knob Nematode.** A southern native associated with many plants – forage crops, bean, cabbage, cantaloupe, carrot, celery, chard, corn, cucumber, grape, lettuce, pepper, potato, radish, rhubarb, soybean, New Zealand spinach, squash, tobacco, tomato, turnip, watermelon; also on azalea, boxwood, camellia, calthea, coleus, collinsia, daylily, gardenia, hibiscus, hollyhock, iris, India love grass, nephthytis, roystonea, schefflera, and scindapsus. It was reported on iris in 1955, from New York and Texas, the first instance of rhizomatous iris credited as host to a root-knot nematode. Tips of leaves turn yellow, then brown, with whole leaf gradually dying. There are some resistant soybean varieties, and asparagus, strawberry, and peanut can be used in a rotation.

**Meloidogyne incognita. Southern Root-Knob Nematode.** Native to the South and common there, but overwintering as far north as New Jersey. This is the most important root-knot species on peach; it is also recorded on abelia, banana, bean, carrot, coleus, corn, cucumber, daylily, eggplant, gardenia, geranium, hibiscus, onion, okra, sweetpotato, pepper, tomato, watermelon, and willow. It causes stunting and chlorosis of gardenia, but does not occur on peanuts or strawberries, and these may be used in a rotation. Resistant crotalaria and oats can be used as cover crops in peach orchards, and some peach understocks are highly resistant.

**Meloidogyne javanica. Javanese Root-Knob Nematode.** Common in southern peach orchards and nurseries, widespread in Georgia on peaches such as Yunnan and Shali that are otherwise resistant to root knot. Found in northern greenhouses. May be associated with azalea, bean, beet, cabbage, calendula, carrot, carnation, corn, *Cocos plumosa*, cucurbits, eggplant, impatiens, radish, sequoia, snapdragon, soybean, tomato, and watermelon. Resistant peanut, strawberry, cotton, and pepper can be used in the rotation.

**Meloidogyne ovalis.** On maple.

---

## Nacobus

Pratylenchidae. Males wormlike; females swollen in the middle, saclike, with a short, narrow tail; eggs extruded in a gelatinous matrix or held within the body; stylet with small basal knobs; endoparasites.

**Nacobus aberrans. False Root-Knob Nematode.** Important in western sugar-beet fields, also present on garden beets, cacti, carrot, crucifers, gaillardia, lettuce, and salsify. Root galls are similar to those caused by *Meloidogyne*, and may be fairly large.

**Nacobus batatiformis.** On cabbage, cactus, carrot, and stock

**Nacobus dorsalis.** Reported on heronsbill (erodium), probably on other hosts.

---

## Nacobbodera

Heteroderidae

**Nacobbodera chitwoodi.** Reported on Douglas fir, and spruce.

---

## Nothanguina

Anguinidae

**Nothanguina (orrina) phyllobia. Foliar Nematode.** On nightshade.

---

## Paratylenchus

Tylenchulidae. Pin nematodes, related to ring nematodes but thinner, primarily ectoparasites; minute; cuticle finely annulated; female with long stylet, body ventrally curved but too short for a spiral.

**Paratylenchus (Gracilacus) anceps.** On California-laurel.

**Paratylenchus dianthus. Carnation Pin Nematode.** First reported on carnation in 1955 in Maryland, now well distributed through the Northeast.

**Paratylenchus elachistus.** On Boehmeria.

**Paratylenchus (Gracilacus) epacris. California Sessile Nematode.** Associated with a decline of black-walnut trees in California.

**Paratylenchus hamatus. Celery Pin Nematode, Fig Pin Nematode.** On azalea, bean, boxwood, celery, chrysanthemum, clover, corn, fig, geranium, gladiolus, turf grasses, hemlock, holly, horse-radish, iris, oak, onion, parsley, peach, pieris, pine, mountain-pink, prune, rose, soybean, strawberry, and tomato. This species is responsible for celery losses in New England, plants being stunted and chlorotic, and with decline of fig in California, symptoms being chlorosis and leaf drop and undersized fruit. On mint it has caused

one-third reduction in growth. The nematodes can be starved out of celery fields by a 2-year rotation with lettuce and spinach.

**Pratylenchus micoletzkyi.** On marigold.

**Pratylenchus macrophallus.** On mint.

**Pratylenchus projectus.** Reported from Maryland in 1955 on pasture grasses, also found on roots of alfalfa, bean, clover, corn, spruce, and soybean. A serious decline of celery and parsley in New Jersey was attributed to this species. Preplanting fumigation has produced a striking growth response.

**Pratylenchus penetrans.** On snapdragon.

---

## Pratylenchus

Pratylenchidae. Lesion nematodes, sometimes called root-lesion or meadow nematodes, widely distributed migratory endoparasites; males and females wormlike, small, 0.3 to 0.9 mm, with short stylet. Conspicuous necrotic spots are formed on roots, and eggs are deposited in root tissues or in soil. Feeding punctures afford entrance to pathogenic microorganisms.

**Pratylenchus brachyurus** (*P. leiocephalus*). **Godfrey's Meadow Nematode, Smooth-Headed Meadow Nematode.** On corn, grasses, cereals, asparagus, avocado, citrus, collinsia, dogwood, peanut, pieris, pine, pineapple, potato, soybean, strawberry, and tomato. Unsightly lesions are formed on peanut shells, and the nematode survives through curing. Preplanting soil fumigation has increased yield.

**Pratylenchus coffeae** (*P. musicola*). Associated with strawberry black root and decline, in Arkansas.

**Pratylenchus crenatus.** Associated with many kinds of nursery plants.

**Pratylenchus fallax.** Lesion nematode on grass.

**Pratylenchus hexincisus.** Described from corn roots, Maryland.

**Pratylenchus minyus.** On pear and grape, in California. Also, on filaree.

**Pratylenchus musicola.** On banana, fig, olive, and walnut.

**Pratylenchus nannus.** Lesions nematode; On zinnia.

**Pratylenchus negelectus.** Lesion nematode on potato.

**Pratylenchus penetrans. Cobb's Meadow Nematode.** Associated with decline in alfalfa, amaranth, apple, arborvitae, azalea, bean, blackberry, blueberry, boxelder, cabbage, carrot, cedar, celeriac, celery, cherry, chrysanthemum, clover, corn, cucumber, eggplant, fern, garden balsam, gayfeather, gladiolus, grass, hemlock, holly, horseradish, lettuce, lily, maple, mock-

orange, onion, parsnip, peach, pear, peony, pepper, pieris, pine, mountain-pink, phlox, plum, peach, pear, potato, raspberry, rose, safflower, sequoia, soybean, spinach, spirea, strawberry, sweetpotato, tobacco, tomato, turnip, zinnia, and yarrow. This species is distributed throughout the United States. Apples have necrotic black or amber spots on white rootlets; roots may be stunted and distorted; tree vigor is reduced; leaves are small. The disease has been called "little leaf" and "rosette." The nematodes invade cortex only; secondary fungi may play a part in symptoms. Control measures include root dips and soil fumigation, hot-water treatment for strawberry stock plants, and removal of all old roots on lilies before forcing. Marigolds produce a chemical toxic to nematodes and can be used in rotations.

**Pratylenchus pratensis. DeMan's Meadow Nematode.** Important on grasses, strawberry, lily, and narcissus; reported on a great many other hosts, but there may have been some confusion with other species.

**Pratylenchus safaenis.** On soybean, corn, cotton, millet, rice, and sorghum.

**Pratylenchus scribneri. Scribner's Meadow Nematode.** First reported on potatoes in 1889 in Tennessee. Associated with amaryllis, hibiscus, strawberry in Florida, roses in California, and in New Jersey, clover, corn, dahlia, orchids, parsnip, peach, potato, raspberry, rose, soybean, and tomato.

**Pratylenchus subpenetrans.** Described from pasture grasses, Maryland.

**Pratylenchus thornei. Thorn's Meadow Nematode.** On wheat, other grains, and grasses. It has also been reported on maple and nectarine.

**Pratylenchus vulnus. Walnut Meadow Nematode.** Described in 1951 from California as an important parasite of walnut and rose on the West Coast, also present elsewhere. It may affect avocado, boxwood, almond, fig, forsythia, gayfeather, apricot, citrus, peach, plum, raspberry, loganberry, rose, sequoia, strawberry, Japanese boxwood, spiny Greek juniper, blue rug juniper, walnut, and yew. Soil fumigation has increased growth of roses by 400%.

**Pratylenchus zae. Corn Meadow Nematode.** Associated with corn, also alfalfa, bean, chrysanthemum, cucumber, grasses, pea, phlox, potato, soybean, tobacco, and tomato.

**Pratylenchus spp. Lesion Nematodes.** Probably as widespread as a group as root-knot nematodes and even more serious, though less readily recognized. The brown or black root condition usually comes from secondary fungi entering and rotting the roots after cells are pierced and torn by the nematodes. In boxwood and other ornamentals there is often a brush or witches' broom of new surface roots to compensate for old roots sloughed off. First

symptoms are usually yellow, black, or brown lesions on fine feeder roots. Boxwood becomes sickly, stunted; foliage is dark brown to orange, sometimes drops; some branches may be killed. Tuberous begonias may be heavily infested in roots and tubers, with poor growth. Where possible, fumigate soil before planting. Help plants to recover from root injury by mulching, adequate watering, and feeding.

## Radopholus

Pratylenchidae. Burrowing nematodes; endoparasites with entire life cycle inside plants, including copulation and egg deposition. Male and female wormlike, with short stylet. Female with flat lip region, two ovaries; 0.6 mm long; male with rounded lip region.

**Radopholus similis. Burrowing Nematode.** Associated with SPREADING DECLINE OF CITRUS. The most important citrus disease in Florida. This is a subtropical species, first reported in 1893 from banana roots in the Fiji Islands. Citrus decline was known for many years before the nematode connection was made in 1953. This species is also responsible for AVOCADO DECLINE and in 1963 was reported as infesting 237 plants in many families. Possible hosts include acanthus, allamanda, aluminum plant, calathea, Barbados cherry, banana, castor-bean, cocculus, hibiscus, Japanese boxwood, Japanese persimmon, ixora, jacobinia, gingerlily, loquat, *Momordica*, pandanus, peperomia, philodendron, periwinkle, pothos, podocarpus, palms, guava, as well as corn, pepper, tomato, and other vegetables, and various trees. Asparagus, marigold, and crotalaria are among the few nonhosts. The burrowing nematode has been found in Louisiana as well as central Florida.

The nematodes enter the cortical parenchyma of young succulent roots just back of the tip and form burrows, leaving behind avenues of infection for soil fungi and bacteria. Infected trees seldom die outright, but have poor growth and cease to produce a profitable crop. The disease spreads in all directions from an infected specimen, but somewhat unevenly, the distance ranging from 25 to 200 feet in a year, averaging about 50 feet. Long-distance spread is by transplants from nurseries.

*Control.* Living trees, once infected, cannot be restored to vigor. Diseased trees in quarantined areas are pulled and burned, including two trees beyond those known to be infested in an orchard, and the soil is treated with D-D. Bare-rooted nursery stock can be treated with hot water, 10 minutes at

122°F. After the “pull and treat,” nonhosts are grown for 2 years before citrus is replanted. There is some hope of resistant varieties.

---

## Rotylenchulus

Hoplolaimidae. Reniform nematodes, partially endoparasitic root parasites. Female swollen, kidney-shaped; two ovaries; male wormlike, unable to feed.

**Rotylenchulus reniformis. Reniform Nematode.** First described from pineapple roots in Hawaii, now found in Florida and other warm states on turf, cotton, peanut, sweetpotato, tomato, gardenia, jacquemontia, and other ornamentals. The head of the female, with elongated neck, goes in the cortical parenchyma of the rootlet, and her kidney-shaped body projects outside. It is covered with a gelatinous material containing eggs and larvae, so that soil particles adhere.

---

## Rotylenchus

Hoplolaimidae. Spiral nematodes, worldwide in temperate and tropical climates; mostly ectoparasitic but partially endoparasitic, somewhat migratory; body wormlike but held in shape of a spiral; long stylet; female with two ovaries; 0.5 to 1 mm long.

**Rotylenchus blaberus. Spiral Nematode** on spider-lily.

**Rotylenchus buxophilus. Boxwood Spiral Nematode.** Associated with boxwood decline in Maryland and nearby states; also found with barberry, privet, and peony. The roots have minute brown spots, and the root system is much reduced.

**Rotylenchus cristiei.** On grasses.

**Rotylenchus robustus.** Reported on azalea.

**Rotylenchus uniformis.** Reported on many ornamental trees and shrubs in New Jersey nurseries.

---

## Scutellonema

Hoplolaimidae. Spiral nematodes, similar to *Rotylenchus*.

**Scutellonema blaberum** (*Rotylenchus blaberus*). **West African Spiral Nematode.** On banana, yam, red spider lily, and African-violet.



**Scutellonema brachyurum.** **Carolina Spiral Nematode.** Working at crown and roots of African-violet, destroying root cells, depositing eggs in cortical tissues. Also on amaryllis.

**Scutellonema bradys.** **Yam Nematode.**

**Scutellonema christiei.** **Christie's Spiral Nematode.** Common on lawn grasses in Florida, also reported on apple and grasses in Maryland and West Virginia.

---

## Sphaeronema

Tylenchulidae

**Sphaeronema sp. sp.** **Decline** of Alaska-cedar.

---

## Tetylenchus

Belonolaimidae. Male and female wormlike, stylet short.

**Merlinius joctus.** On blueberry.

---

## Trichodorus and Paratrichodorus

Trichodoridae. Stubby-root nematodes; migratory ectoparasites with wide host ranges; thick-bodied, cylindrical; 0.5 to 1.5 mm long; smooth cuticle; tail short, bluntly rounded; long, slender stylet is a grooved tooth.

**Paratrichodorus allius.** Reported reducing onion yield in Oregon.

**Paratrichodorus christiei.** **Christie's Stubby Root Nematode.** Widespread in southern states but also present elsewhere feeding on many plants in many different plant families. These include azalea, avocado, blueberry, bean, beet, cabbage, citrus, corn, cranberry, chayote, onion, potato, squash, strawberry, tomato, and turf grasses – St. Augustine, Bermuda, and zoysia. On tomato there is general stunting and formation of short lateral roots. The stubby effect is apparently caused by a secretion and not just mechanical piercing by the stylet; there is reduced cell multiplication. The host list is too long for crop rotation to be practical, and soil fumigation is not as effective as with some other species. Asparagus and poinsettia are nonhosts, and aspara-

gus has a nematicidal effect. This nematode and some other *Trichodorus* species are vectors of tobacco rattle virus, cause of potato corky ringspot.

**Trichodorus obtusus.** Cobb's Stubby Root Nematode. On Bermuda grass.

**Paratrichodorus pachydermus.** Seinhorst Stubby Root Nematode. On turf and dahlia.

**Trichodorus primitivus.** On azalea.

---

## Tylenchorhynchus

Belonolaidae. Stylet nematodes, sometimes called stunt nematodes, primarily ectoparasites, somewhat migratory, common in roots of nursery stock and cultivated plants. Male and female wormlike, 0.6 to 1.7 mm long; stylet variable in length with well developed knobs; female has rounded tail, two ovaries; male tail is pointed; cuticle coarsely annulated.

**Tylenchorhynchus brevidus.** On grasses.

**Tylenchorhynchus capitatus.** Causes stunting and chlorosis of pepper, bean, tomato, and sweetpotato.

**Tylenchorhynchus claytoni.** Tesselate Stylet Nematode. Common and widespread through southeastern and eastern states. Associated with andromeda, apple, arborvitae, azalea, bean, blueberry, boxwood, broccoli, cherry, cereals, clovers, corn, cranberry, dogwood, forsythia, grape, grasses, hemlock, holly, lettuce, lilac, maple, peach, peanut, pepper, pine, potato, raspberry, rhododendron, soybean, strawberry, sweetpotato, tomato, tulip-tree, veronica, willow, and yew. Azaleas may be severely injured, with reduced root system, short twigs, leaf chlorosis and increased susceptibility to winter injury. Soil treatment with the standard fumigants and also with systemics gives adequate control. Nonhosts include peanut, pepper, cucumber, and crotalaria.

**Tylenchorhynchus dubius.** Reported on cereals, grasses, clovers, also azalea and carnation.

**Tylenchorhynchus annulatus** (formerly *Tylenchorhynchus martini*). Sugarcane Stylet Nematode. On sugarcane, rice, soybean, and sweetpotato.

**Tylenchorhynchus martini** (see *Tylenchorhynchus annulatus*). Sugarcane Stylet Nematode. On sugarcane, rice, soybean, and sweetpotato.

**Tylenchorhynchus maximus.** On turf.

---

## Tylenchulus

Tylenchulidae. Female sedentary, with elongated anterior portion entering the root and swollen, flask-shaped posterior outside the root; well-developed stylet with large basal knobs; male remains small, cylindrical; does not feed.

**Tylenchulus semipenetrans. Citrus Nematode.** First noted in California in 1912, now widespread in citrus regions; important in California and Florida, present also in Arizona and Texas. Hosts other than citrus include olive, persimmon, grape, and lilac. Citrus trees exhibit a slow decline resulting from reduced root activity. Symptoms also include twig dieback, chlorosis and dying of foliage, wilting under moisture stress, and reduced fruit production. Control measures include resistant rootstock, and hot-water treatment of nursery stock, 25 minutes at 113°F or 10 minutes at 116°F.

---

## Tylenchus

Tylenchidae. This genus, described in 1865, originally contained most species with stoma-stylets, but many of these have been transferred to other genera. Those left are common in soil around plants but apparently not important parasites.

---

## Xiphinema

Longidoridae. Dagger nematodes; very common migratory ectoparasites; very long, males and females both wormlike; long, slender stylet from a bottle-shaped esophagus.

**Xiphinema americanum. American Dagger Nematode.** A native, first described in 1913 from specimens taken around roots of corn, grasses, and citrus trees. Found all over the United States associated with many kinds of plants, including ash, azalea, bean, boxwood, clover, camellia, citrus, dogwood, elm, geranium, melon, oak, palm, pea, pecan, peach, pepper, pine, poplar, rose, soybean, strawberry, sweetpotato, tomato, viburnum, vinca, and walnut. In addition to its causing decline and sometimes winterkill by its feeding on roots, this species is believed to transmit tomato ringspot, peach yellow bud mosaic, and grape yellow vein viruses and to increase the incidence of Cytospora canker on spruce. Dagger nematodes may be introduced into greenhouses with virgin soil from the woods and may destroy almost all the feeder roots of plants. There may be very high soil populations.

**Xiphinema bakeri. Dagger Nematode.** On sequoia.

**Xiphinema chambersi. Chamber's Dagger Nematode.** Causing a decline in strawberries, with stunting and sunken, reddish brown root lesions.

**Xiphinema diversicaudatum. European Dagger Nematode.** A proven pathogen of rose, strawberry, peanut, fig, tomato, soybean, garden balsam, and other plants. This species is very common in commercial rose greenhouses, reducing vigor, causing chlorosis. Galls are formed on rose roots; they are similar to root-knot galls but more elongate and nearer the tip of the root, causing it to curl. Cleaning up a greenhouse infestation means disposal of all plants in a bed, careful sterilization of soil, and replanting with clean stock.

**Xiphinema index. California Dagger Nematode.** Reported on Boston ivy, grape, fig monkshood vine, pistachio, and rose. Feeding in root tips causes a terminal swelling with angling of main roots, death of lateral roots.

**Xiphinema radicum. Pacific Dagger Nematode.** Reported on oak, in Florida.

---

# NONPARASITIC DISEASES

Plants in poor health from one or more environmental conditions far outnumber those afflicted with diseases caused by parasites – bacteria, fungi, and nematodes. When foliage turns yellow from lack of nitrogen, or from unavailability of iron in an alkaline soil, or from lack of oxygen in a water-logged soil, we call it a physiological or physiogenic or nonparasitic disease. The adverse condition may be continuing, as it is with a nutrient deficiency, or it may be transitory, an ice storm, perhaps, lasting but a day but with resultant dieback continuing for the next two years. It may be chemical injury from injudicious spraying or fertilizing or from toxic substances in the atmosphere. It may be due to a toxin injected by an insect.

Trees and crops can be insured against hail, hurricanes, lightning, and other acts of God, but not the misguided zeal of gardeners. Years of working in gardens in my own state and visiting gardens in other states from coast to coast have convinced me that plants often suffer more from their owners than from pests and diseases. Azaleas die from an overdose of aluminum sulfate applied to correct acidity, when the original cause of ill health was a too-wet soil. Rhododendron die when a deep, soggy mass of maple or other “soft” leaves is kept around the trunks. Roses die when the beds are edged with a spade and soil is mounded up in the center, burying some plants too deeply and exposing roots of others. Seedlings die from an overdose of fertilizer in hot weather. Trees die from grading operations.

Spray injury is exceedingly common, with the gardener thinking the red or brown spots are fungus leaf spots and increasing the chemical dosage until all foliage is lost. Weed killers take their unexpected toll of nearby ornamentals. Either a deficiency or an excess of plant nutrients can cause a physiological disease. Greenhouse operators and commercial growers in the field must watch nutrition very carefully. The backyard farmer gets along pretty well by using a “complete” fertilizer containing nitrogen, phosphorus, and potassium in large amounts and minor elements in trace amounts. There are kits available for amateur diagnosticians who wish to check soil deficiencies and acidity, but you may prefer to send a soil sample to your state experiment

station for a correct interpretation of nutrients and soil acidity. Take a slice through the soil to spade or trowel depth from several places in the garden, mix those samples together, and send a small sample of the mixture.

---

### Acidity, Excess

Soil acidity or alkalinity is measured on a pH scale that runs from 0 to 14. When the number of acid or hydrogen ions balances the number of alkaline or hydroxyl ions, we have pH 7.0 or neutral. Above pH 7.0 the soil is alkaline and may contain free lime; below it, the soil is acid. Few crop plants will grow below pH 3.5 or above pH 9.0. If the soil becomes very acid, roots are poorly developed and may decay, growth is slow, and foliage is mottled or chlorotic. This result is due either to actual excess of hydrogen ions or to physical structure of the soil and solubility of nutrients.

Most flowering plants, fruits, and vegetables do well in a soil just slightly acid, in a pH range of 6 to 7 or 6 to 8. Plants flourishing in a very acid soil, pH 4 to 5, are few: alpinas, azalea, arbutus, andromeda, bunchberry, wild calla, camellia, *Chamaecyparis* (white cedar), a few ferns, wild orchids, pitcher-plants, galax, and mountain-ash. In the pH 5 to 6 list are: arbutus-tree, azalea, bleeding-heart, birch, blueberry, bent grasses, bracken, camellia, Carolina jessamine, *Clarkia*, cranberry, cypress, *Daphne odora* (but not *D. mezereum*, which is in the 6 to 8 group), hemlock, juniper, mountain-laurel, some ferns, some orchids, some oaks, pine, rhododendron, sour gum, spruce, silver-bell tree, *Styrax*, strawberry, sweetpotato, and yew.

The small kits for home testing of soils include a booklet giving the pH preferences of a long list of plants and the amount of lime required to correct the acidity. This varies with the type of soil and the original pH. To bring a sandy soil from pH 4 to above 6 takes only 1/2 pound of hydrated lime; it takes 2 pounds of lime to effect the same change in a clay soil.

---

### Air Pollution

Polluted air is not confined to cities. Even in the country crops suffer when sunlight plus automobile exhaust produce ozone and other gases. Air pollutants come from smelters, pulp mills, factories, power plants, incinerators, and other sources. Ozone injury is common in pine, resulting in chlorotic and needle mottling, tipburn, blight, needle flecking, and stunting; in tobacco, causing "weather fleck"; in spinach, with oily areas followed by white

necrotic spots on upper leaf surface; in grape, with a dark stippling. Other sensitive plants include bean, celery, corn, tomato, carnation, orchid, radish, marigold, and petunias. Some varieties are more susceptible than others. Smog occurs from a chemical reaction of unburned hydrocarbons, as from automobiles, ozone, sunlight, and, usually, thermal inversion. Tremendous losses in California orchid houses come when smog appears when plants are in the budding stage.

Chrysanthemums may be prevented from flowering by ethylene in the atmosphere; tomatoes are also very sensitive. Injury from sulfur dioxide, a product of fuel combustion, is at a high level in the colder months. Foliage has white spots, tips, or margins. Soot particles entering houses from smokestacks cause necrotic spots.

*Control.* For orchids and other high-priced greenhouse crops, air can be passed through a filter of activated charcoal. Taller smokestacks reduce injury from gases and soot. Increasing the vitamin C content of plants by treating them with a substance such as potassium ascorbate may reduce injury from ozone. Installation of purification devices in automobiles and industrial plants may provide some future relief.

---

### **Alkali Injury**

Some semiarid soils are nearly barren from excess of chemicals with a basic reaction. Composition varies, but three common salts are sodium chloride, sulfate of soda, and carbonate of soda; these salts become concentrated at the soil surface with a whitish incrustation. Other soils are black alkali, where the organic matter has been dissolved. Applications of gypsum or sulfur, cultivation, and mulching are correctives.

---

### **Alkalinity**

Either aluminum sulfate or sulfur, or both mixed together, can be used to reduce the pH for plants doing best in a somewhat acid soil.

---

### **Aluminum Toxicity**

Occasional, if aluminum is used in excess. Browning, dieback, sometimes death of azaleas and other plants may occur.

### **Arsenical Injury**

Leaves of peaches, apricots, and other stone fruits are readily spotted or burned with lead arsenate unless lime or zinc sulfate is added as a corrective. There may be similar leaf spotting and defoliation when these tender fruits are grown in old apple land that has accumulated a residue of lead arsenate over a period of years. Even apple trees can be severely injured by arsenical sprays under some conditions.

---

### **Baldhead**

In beans this is loss of the growing point, due to mechanical injury in threshing seed.

---

### **Bitter Pit**

On apples this is called stippen or Baldwin spot and is characterized by small, circular, slightly sunken spots on fruit, increasing in storage, especially at warm temperatures, most frequent on varieties Jonathan, Baldwin, Spy, Rhode Island Greening. It seems to be related to fluctuation of the moisture supply in soil and increased by abundant rainfall shortly before harvest. On pear, bitter pit is sometimes associated with moisture deficiency; in olives, with overnutrition.

---

### **Black End**

In pear, the whole blossom end of the fruit may turn black and dry; the disease appears when oriental pear rootstocks are used in poor soil. In walnut, black end of nuts is probably drought injury.

---

### **Black Heart**

In beets, this is generally boron deficiency (see below); occasionally it is potassium or phosphorus deficiency. In apple wood it may be freezing injury; in potatoes, lack of oxygen; in celery, fluctuating soil moisture.



## **Black Root**

Defective soil drainage and accumulation of toxins are associated with black roots, but so too are soil fungi and root nematodes.

---

## **Blasting**

Blasting of inflorescence and failure to produce seeds. These symptoms seem associated with extremes of soil moisture, too wet or too dry, at blossom time. Onion Blast, prevalent in the Connecticut Valley, appears within a few hours after bright sunshine follows cloudy, wet weather. Leaf tips are first white, then brown.

---

## **Blindness**

Blindness of tulips and other bulbs. Failure to flower may be due to *Botrytis* blight or other disease, but it may come from root failure in dry soil or from heating of bulbs in storage or transit. Too early forcing may result in blindness.

---

## **Blossom-End Rot**

Very common on tomatoes, also on pepper, squash, watermelon. The tissues at the blossom end of the fruit shrink, causing a dark, flattened or sunken, leathery spot, which may include nearly half the fruit (see Fig. 3.34). The disease is most common on plants that have had an excess of rainfall in the early part of the season, followed by a period of drought. There are, however, various contributing factors, the most important being a deficiency of calcium, which is needed for synthesis of rigid cell walls of the tomato. Adding calcium oxide to the soil or spraying with 1% calcium chloride has reduced the disease. For home gardens, deep soil preparation, use of a complete balanced fertilizer, and mulching to conserve moisture should help.

---

## **Bordeaux Injury**

Both the copper and the lime in bordeaux mixture can be injurious to some crops. Cucurbits are stunted, and blossoming and fruit-setting are delayed in



**Figure 3.34** Blossom-End Rot on Tomato

tomatoes. Red-spotting of foliage of roses and apples is followed by yellowing and defoliation. See Copper Spray Injury; Lime-Induced Chlorosis.

---

## Boron Deficiency

A small quantity of boron is required for normal growth of most plants. For some there is not much leeway between necessary and toxic amounts; other plants require or tolerate large amounts. Deficiency symptoms vary with the crop.

*Fruit trees.* Internal and external cork of apples, dieback, rosette; dieback, blossom blight of pear; stunting, excessive branches, internal necrosis of peaches. Apple leaves on terminal shoots turn yellow, are convex with red veins; twigs die back from tip; dwarfed, thickened, brittle leaves are in tufts at nodes; internodes are abnormally shortened. Fruit has dry corky lesions throughout the flesh or diffuse brown lesions and bitter taste. McIntosh, Baldwin, Rome, Northwestern Greening, and Jonathan exhibit external cork with severe russeting of surface. Control by applying borax, 1 ounce per each inch of diameter of tree trunk, in a 1-foot band outside the drip of the branches. Apply only once in 3 years, and reduce the amount by half for peaches and other stone fruits and for very sandy soils.

*Beets, turnips, other root crops.* Black Heart, Brown Heart. Roots have dark spots; plants are gradually stunted and dwarfed; leaves are small, variegated, twisted. The interior of the beet or turnip has a dark brown to nearly black water-soaked area, sometimes with a hollow center. The amount of borax that can be added without injury depends on type of soil and moisture content.

*Celery.* Cracked Stem. Leaves have a brownish mottling; stems are brittle, cracked with brown stripes.

*Lettuce.* There is malformation of young leaves, death of growing point.

*Ornamentals.* Terminal flower bud dies; top leaves are thick and brittle. Application of boron in fritted form has prevented splitting in carnations, and has increased flower production in greenhouse roses.

---

## Boron Toxicity

Retardation or prevention of germination, death or stunting of plants, bleaching or yellowing of tops, disappearance of color along midrib and veins, all are indications of excess boron. Beans are extremely sensitive to boron, with injury from as little as 4 pounds borax broadcast per acre. If borax has been used for root crops, boron-tolerant cabbage should follow before beans in the rotation.

---

## Brown Bark Spot

Brown Bark Spot of fruit trees. Perhaps this is arsenical injury from residue in the soil.

---

## Brown Heart

Brown Heart of turnip, cabbage, cauliflower. ► [Boron Deficiency](#).

---

## Bud Drop

In sweet pea very young flower buds turn yellow and drop off when there is a deficiency of phosphorus and potassium during periods of low light intensity. Water sparingly at such periods; avoid excess of nitrogen. Gardenias often drop their buds when taken from greenhouses to dry homes, but there is also bud drop in greenhouses with high soil moisture, high temperature, and lack of sunlight in winter.

---

## Calcium Chloride Injury

Trees may be damaged when this dust-laying chemical is washed off country roads or driveways down to roots.

---

## Calcium Deficiency

All plants require calcium, which is built into walls of cells, neutralizes harmful by-products, and maintains a balance with magnesium and potassium. Calcium is leached out of the soil as calcium carbonate and should be replaced by adding ground limestone, or dolomite (calcium magnesium carbonate), or gypsum (calcium sulfate), which does not increase the pH of the soil.

In fruits, calcium deficiency shows first in the roots, which are short and stubby with a profuse growth behind the tips that have died back. Basal immature peach leaves sometimes have reddish discolorations, and twigs may die back. Corn and legumes require large amounts of calcium, which may become unavailable under conditions of high soil acidity.

---

## Catface

Fruit deformity, due to insects or growth disturbances.

---

## Chlorine Injury

A tank of chlorine gas for the swimming pool carelessly opened too close to trees and shrubs causes foliage browning and sometimes death. Leaf margins are sometimes killed by chlorine gas from manufacturing processes.

---

## Chlorosis

Yellowing or loss of normal green color may be due to deficiency of nitrogen, magnesium, or manganese. Occasionally boron deficiency or toxicity, insufficient oxygen to the roots in a waterlogged soil, or alkali injury may cause chlorosis but in the majority of cases, and particularly with broad-leaved evergreens, it occurs because iron is unavailable in an alkaline soil.

► [Iron Deficiency](#).

---

## Chlorosis

Hydroponically grown basil with interveinal chlorosis associated with CO<sub>2</sub> enrichment.

---

## Copper Deficiency

Exanthema or dieback of fruits – apple, apricot, citrus, olive, pear, prune; failure of vegetables on muck soils. Copper deficiency in fruits is widespread in Florida and occurs frequently in California. Leaves are unusually large and dark green, or very small and quickly shed, on twigs that die back, with a reddish brown gummy discharge. Citrus fruits are bumpy and drop, or have insipid flavor and dry pulp. Application of copper sulfate to the soil corrects the deficiency, but often spraying trees once or twice in the spring with bordeaux mixture provides sufficient copper indirectly. Spraying almonds with a copper chelate has prevented shriveling of kernels. Muck or peat soils in New York, formerly unproductive, now grow normal crops of onions and lettuce with the addition of copper sulfate. On copper-deficient Florida soils, many truck crops fail to grow or are stunted, bleached, and chlorotic.

---

## Copper Spray Injury

Some fixed copper sprays are less injurious than bordeaux mixture, but all coppers may be harmful to some plants under some conditions. Foliage spots are small, numerous, reddish, sometimes brown. In peach leaves the centers of the spots may fall out, leaving shot holes. Rosaceous plants follow spotting with yellowing and dropping of leaves. Even mild coppers may be injurious if the temperature is below 55°F, or the weather continues rainy or cloudy. Treated leaves are often harsher than normal and more subject to frost injury. Dwarfing and stunting are important symptoms on many crops, especially cucurbits. Tomato flowering is injured or delayed; apple and tomato fruits are russeted. Tree roots are injured by overflow from pools treated with copper for algae.

---

## Cork

Boron deficiency, in apple.

---

### **Cracked Stem**

Boron deficiency, in rhubarb, celery.

---

### **DDT Injury**

Foliage of some plants – cucurbits particularly, roses occasionally – turns yellow or orange, often with stunting. Certain camellia varieties have been injured when shrubs are under trees sprayed with DDT. Continued spraying with DDT builds up a residue in the soil which may eventually have a toxic effect on the root system, the effect varying with the type of soil and plant.

---

### **Dieback**

This is due to deficiency or excess of moisture, nutrients; winter injury; also cankers, nematodes, borers.

---

### **Drought**

The effects of a prolonged dry period may be evident in trees and shrubs for two or three years thereafter.

---

### **End Spot**

End Spot of avocado. Unequal maturity in both ends of the fruit seems to be a factor in withering, spotting, and cracking at lower end. Pick promptly, instead of leaving on trees.

---

### **Exanthema**

Copper deficiency, in fruits.

---

### **Frost Injury**

This injury is caused by low temperature after plants have started growth in spring or before they are dormant in fall (see Winter Injury for freezing



**Figure 3.35** Frost Injury on Holly

during the dormant period). Yellow color of some leaves in early spring is due to temperatures unfavorable for chlorophyll formation. Some leaves, including those of rose, are reddened or crinkled with frost (Fig. 3.35). Blossom buds of fruit trees are critically injured by frost late in spring. In the South, where plants come out of dormancy early, orchard heaters, smudge fires, power fans, and airplanes flying low to stir up the air are all used to help save the crop. Many ornamentals are injured when a long, warm autumn ends in a sudden very cold snap, or warm weather in February or March is followed by heavy frosts. Cracks in tree trunks come from such temperature fluctuations.

### Gas Toxicity

Illuminating gas escaping from aging gas mains causes slow decline or sudden death, depending on the plant. Tomatoes are extremely sensitive and indicate the slightest trace of gas by leaves and stems bending sharply downward. Plane trees develop “rosy canker” – long, narrow cankers near the trunk base with inner bark watermelon-pink and swollen. With large amounts of gas escaping, foliage wilts and browns suddenly, followed by death of twigs and branches; with slow leaks, the symptoms appear gradually over a year or two. After the leak is repaired, it is sometimes possible to save trees by digging a trench to aerate the roots, applying large quantities of water, burning out severely injured roots, then replacing soil and feeding to stimulate new growth.

Natural gas is, apparently, not as injurious.

---

## **Girdling Roots**

Unfavorable conditions sometimes deflect roots from their normal course, and one or two may grow so closely appressed to a tree as to almost strangle it. If one side of a tree shows lighter green leaves with tendency to early defoliation, dig down on that side to see if a root is choking the trunk under the soil surface. The root should be severed and removed, then all cut surfaces painted.

---

## **Grading Injuries**

Many shrubs die when they are planted much deeper than the level at which they were grown in the nursery. Similarly, many trees die when they are covered over with fill from house excavations. Roots require oxygen for survival, and a sudden excess of soil cuts off most of the supply. A tree expert should be on hand to give advice before any digging starts. Afterward is too late. And if grading means filling in soil around trees, a little well around the trunk is not enough. There must be radial and circular trenches laid with tile, and then crushed stone and gravel, before the top soil goes in place. Consult *Tree Maintenance* by P. P. Pirone for clear descriptions and diagrams for protecting trees from contractors.

---

## **Graft Incompatibility**

Lilacs are sometimes blighted from incompatibility of the lilac scion on privet stock. Walnut girdle is due to incompatibility of scions on black walnut roots.

---

## **Gummosis**

Formation of gum on bark of fruit trees is commonly formed in cases of bacterial canker, brown rot, crown rot, and root rots from soil fungi and in connection with the peach tree borer, but other cases of gummosis seem connected with adverse sites and soil moisture conditions irrespective of parasitic organisms.



---

## Heart Rot

Boron deficiency, in root crops.

---

## Heat Injury

There are many ways in which excessive high temperatures can injure plants, ranging from death to retarded growth or failure to mature flowers and fruit. Sunstroke, outright killing of plants, is a limiting factor in flower and vegetable production in summer in the South. Seedlings, especially tree seedlings and beans, may have heat cankers with stem tissues killed at the soil line. See also Sunscald, Leaf Scorch, Tipburn.

---

## Hollow Heart

This is sometimes due to excessive soil moisture.

---

## Hopperburn

Marginal chlorosis, burning and curling of leaves of potatoes and dahlias is due to leafhoppers.

---

## Internal Browning or Cork

Internal Browning or Cork of apple. Boron deficiency.

---

## Iron Deficiency

Iron is seldom, or never, actually deficient in the soil, but it is often in such an insoluble form in neutral or alkaline soils that plants cannot absorb it, or it may be precipitated as insoluble iron phosphate where excessive amounts of phosphates are added to the soil. Chlorosis is an indication of the lack of iron, for it is necessary for the formation of chlorophyll, the green pigment (see Fig. 3.36). In acid soils iron is usually available; in alkaline soils leaves turn yellowish green, often remaining green along the veins but yellowing in



**Figure 3.36** Iron Deficiency in Chrysanthemum

interveinal areas. Terminal growth of twigs is small, and the shrub or tree is generally stunted.

To obtain a quick response it is possible to spray leaves with a solution of ferrous sulfate. More lasting is a soil treatment of a 50-50 mixture of ferrous sulfate and sulfur.

Rather recent is the use of chelated iron, sold as Sequestrene and under other trade names. In this form the iron cannot be combined with soil elements and remains available to the plant even under alkaline conditions. The solution, prepared according to directions on the package, is poured on the soil around the unthrifty bush, and often the green color returns in a matter of days. Iron chelates are now extensively used for citrus and for ornamentals.

---

## Leaf Scorch

Leaf Scorch, of maple, horse-chestnut, beech, walnut, and other trees. Scattered areas in the leaf, between the veins or along the margins, turn light or dark brown, with all the leaves on a branch affected more or less uniformly. The canopy of the tree looks dry and scorched; leaves may dry and fall, with new leaves formed in summer. Lack of fruiting bodies distinguishes scorch from a fungus leaf blotch. It appears during periods of high temperature and drying winds and often after a rainy period has produced succulent growth.


Leaf scorch of Easter lilies has been a problem for years but can be prevented by keeping the pH of soil near 7.0 with lime, adequate nitrogen, but low phosphorus. It may have some connection with root rots.

Leaf scorch of iris has puzzled amateur growers in the past few years; it is more serious in the Southwest but has appeared in gardens elsewhere. Leaves turn bright reddish brown at the tips in spring before flowering, and in a few days the whole fan is scorched and withered, and the roots have rotted with a reddish discoloration (see Fig. 3.37). Many theories, including nutrition and nematodes, have been advanced, but there is no general agreement as to cause.

---

## Lightning Injury

Trees may be completely shattered or a narrow strip of bark and a shallow layer of wood torn down the trunk. Tall trees or those growing in the open



**Figure 3.37** Scorch in Iris

are most likely to be struck. Valuable trees can be protected with lightning conductors, installed by a competent tree expert.

---

### **Lime-Induced Chlorosis**

Plants are sickly, with yellow foliage, in calcareous soils or near cement foundations. ▶ [Iron Deficiency](#).

---

## Little Leaf

Little Leaf, on almond, apricot, avocado and other fruits. ► [Zinc Deficiency](#).

---

## Magnesium Deficiency

Large areas in the Atlantic and Gulf Coast truck crop regions are low in magnesium because of natural lack of magnesium rock, extensive leaching from heavy rainfall, removal of large quantities in crops, and use of fertilizers lacking this element. In tomatoes, veins remain dark green while rest of leaf is yellow or chlorotic. Cabbages have lower leaves puckered, chlorotic, mottled, turning white at the margin and in center. In strawberries, leaves are thin, bright green, then with necrotic blotches. On fruit trees, fawn-colored patches are formed on mature, large leaves, with affected leaves dropping progressively toward the tip. In flowering plants there are a greatly reduced rate of growth, yellowing between veins of lower leaves, sometimes dead areas between veins, sometimes puckering.

Control by using dolomitic limestone, or with fertilizers containing magnesium, or with Epsom salts (magnesium sulfate) around azaleas and other shrubs in home gardens.

---

## Manganese Deficiency

Top leaves become yellow between veins, but even smallest veins retain green color, giving a netted appearance. Lower the pH below 7 and add manganese sulfate to the soil.

---

## Marginal Browning

Potassium deficiency or hopperburn.

---

## Mercury Toxicity

Roses are extremely sensitive to mercury vapor and have been gravely injured when paints containing mercury were used to paint sash bars in greenhouses. Covering the paint with a paste of dry lime sulfur mixed with lime, flour, and water reduced the amount of toxic vapor.

---

### **Molybdenum Toxicity**

Cause of whiptail in broccoli and cabbage, chlorosis of citrus in Florida, of grapes in Michigan. Citrus leaves have large interveinal yellow spots with gum on undersurface and may fall. Injecting the trunk with sodium molybdenate has corrected the condition quickly. On grapes chlorosis of terminal leaves was attributed to molybdenum deficiency correlated with nitrogen toxicity and was corrected by adding 0.01 ppm molybdic acid to nutrient solutions.

---

### **Mottle Leaf**

Zinc deficiency.

---

### **Nitrogen Deficiency**

Symptoms are paleness or uniform yellowing of leaves, and stems, firing or burning of lower leaves, sometimes red pigments along veins, stunted growth, reduced yield with small fruit. Immediate results can be obtained by side-dressing with a quickly available nitrogenous fertilizer, but long-range planning includes use of legumes in the rotation, green-manure crops, and balanced fertilizers. Urea is recommended for turf, one application providing a slow release through the season.

---

### **Nitrogen Excess**

Too much nitrogen leads to overdevelopment of vegetative growth at the expense of flowers and fruit; to bud drop of roses, sweet peas, and tomatoes; and, in high concentrations, to stunting, chlorosis, and death. Excessive nitrogen decreases resistance to winter injury and to such diseases as fire blight, powdery mildew, and apple scab.

---

### **Oedema**

Small, wartlike, sometimes corky, excrescences are formed on underside of leaves of many plants – cabbage, tomatoes, geraniums, begonia, camellias,

etc. When roots take up more water than is given off by leaves, the pressure built up may cause enlarged mesophyll cells to push outward through the epidermis. This condition is rare outdoors but is found in greenhouses and sometimes on house plants where they have been overwatered. Copper sprays sometimes produce similar intumescences. Camellias frequently have corky swellings on bottom surface of leaves, often due to water relations, sometimes to a spot anthracnose fungus.

---

### **Oxygen Deficiency, Asphyxiation**

Overwatered house plants and crops in poorly drained low situations often show the same symptoms as those caused by lack of water, for the roots cannot respire properly and cannot take up enough water. Improve drainage; lighten soil with compost and sand; avoid too much artificial watering.

---

### **Phosphorus Deficiency**

Young leaves are dark green; mature leaves are bronzed; old leaves are mottled light and dark green. In some plants there is yellowing around leaf margins. Stems and leafstalks develop reddish or purplish pigments; plants are stunted, with short internodes; growth is slow, with delayed maturity. Most complete commercial fertilizers have adequate phosphorus, but it can be added separately in the form of superphosphate. In preparing rose beds apply a liberal amount at the second spade depth as well as in the upper soil.

---

### **Potassium Deficiency**

Marginal browning, bronzing, or scorching appears first on lower leaves and advances up the plant, which is stunted. Leaves are often crinkled, curl inward, develop necrotic areas; the whole plant may look rusty. The lack of potassium can be made up with a complete fertilizer containing 5 to 10% potash. Wood ashes also help to supply potassium.

---

## Ring Spot

Yellow rings on African-violet foliage come from breaking down of the chloroplasts when the leaf temperature is suddenly lowered, as in watering with water considerably colder than room temperature.

---

## Rosette

Zinc deficiency in pecan and walnut, boron deficiency in apple.

---

## “Rust”

This term is used by amateur gardeners for any rust discolorations – for a leaf blight of phlox of unknown origin (probably a water relation), a spot necrosis of gladiolus, red-spider injury, and many other troubles that have nothing to do with true fungus rusts.

---

## Salt Injury

Trees and shrubs along the seacoast are injured by ocean spray, and after hurricanes and high winds traces of injury can be found 35 to 40 miles inland. Conifers are usually affected most; they appear damaged by fire, with needles bright yellow, or orange-red. Eastern white pine is very susceptible; Austrian and Japanese black pines, blue spruce, and live oak are highly resistant. Roses have often survived submersion in salt water during hurricanes. Roadside trees, and especially maples, may be injured by salt used on highways during the winter. Either sodium chloride or calcium chloride may be harmful.

---

## Scald

Scald, of apple. Asphyxiation injury to fruit in storage from accumulation of harmful gases; most important when immature fruit is stored without adequate ventilation at too high temperature and humidity. Wrapping fruit in oiled paper or packing with shredded oiled paper, and storage near 32°F, with a high concentration of carbon dioxide at the start, control scald.



---

## Scorch

► Leaf Scorch.

---

## Shot Berry

Shot Berry, of grape. Defective pollination.

---

## Smog Injury

Unsaturated hydrocarbons and ozone in the atmosphere are the cause, with many kinds of plants injured in the Los Angeles area. Tan lesions appear on fern leaves in 24 hours with necrosis in 24 more (Fig. 3.38). Many ornamentals and vegetables are injured, with annual loss \$3 million. Spraying carnations in greenhouses with Vitamin C prevents sleepiness from smog. Some greenhouses have installed activated-carbon filters for polluted air.



**Figure 3.38** Ozone Injury on Tobacco

## Smoke Injury

The most important agent in smoke injury is sulfur dioxide, a colorless gas with a suffocating odor released from smelters and many industrial processes. Acute smoke injury shows in rapid discoloration of foliage, defoliation, sometimes death. Conifer needles turn wine red, in whole or part, then brown. Leaves of deciduous trees have yellow to dark brown dead areas between veins, with tissue next to larger veins remaining green. Chronic injury results in unhealthy, stunted trees, but less apparent discoloration and defoliation. Roses, grapes, and legumes are seriously injured. Gladiolus leaves appear burned from the tips down.

Control of injurious smoke must be at the source – by filters, tall smokestacks, neutralizing the acid gases, or using them in the manufacture of sulfur and sulfuric acid.

---

## Soot Injury

City trees and shrubs acquire an accumulation of soot, the solid residue of smoke, which screens out the sunlight. Evergreens can be sprayed with a soapy solution of Calgon (sodium hexametaphosphate), followed by syringing with clear water.

---

## Stigmonose

Dimpling of fruit by insect punctures.

---

## Sulfur Injury

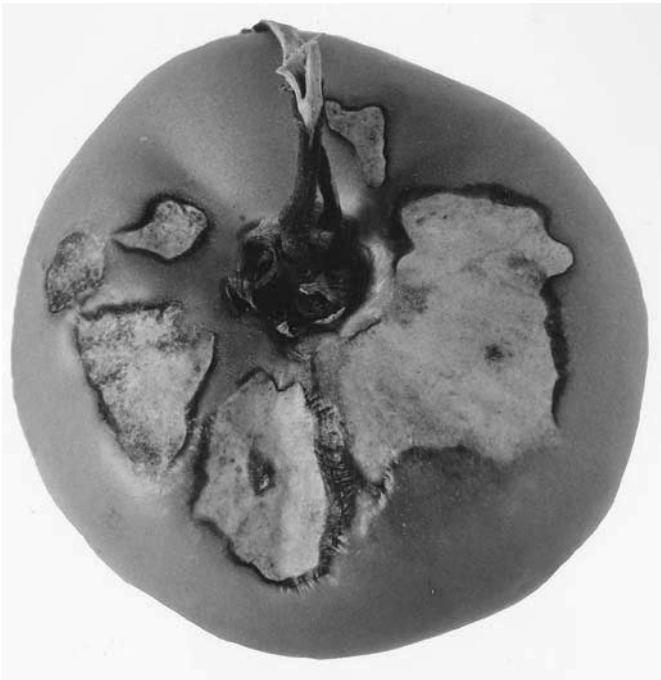
Sulfur sprays and dusts are likely to burn foliage in hot weather, when temperature is much over 85°F. There is often a browning of tip or margin of leaves. Lime sulfur is injurious to some plants in any weather, russetting peach foliage, causing apple drop, etc. When roses or other plants are continuously dusted with sulfur over a period of years, the soil may become too acid and require lime as a corrective.

## Sunscauld

Trees with smooth bark are subject to sunscauld when trunks or branches are suddenly exposed to the sun, as when the next tree is removed. Young trees are subject to sunscauld the first year or two after planting and should have trunks wrapped in burlap or sprayed with a protective wax to prevent the cambium under the thin bark from drying out.

Boxwood foliage is subject to sunscauld in spring after winter covering is removed, particularly if this is done on a sunny day with drying winds.

Sunscauld is common on green tomatoes when fruits are exposed to sun in hot dry weather (Fig. 3.39). This happens when foliage is lost through disease or excessive irrigation, or when too much is removed in training tomatoes to a single stem. A yellow or white patch appears on the side of the tomato nearest the sun, often developing into a blister, then into a large, flattened spot with a papery white surface darkened by the growth of secondary fungi and internal decay.



**Figure 3.39** Tomato Sunscauld

---

## **Sunstroke**

Outright killing in excessive heat.

---

## **Tipburn**

Potassium deficiency may produce a tipburn, but more often this is a reaction to heat, common in potatoes and particularly in lettuce, which shows marginal browning of leaves and small brown or black spots in tissues near larger veins. A regular supply of moisture and avoidance of excessive fertilization in warm weather reduce tipburn, but more reliance should be placed on growing varieties resistant to summer heat.

---

## **Topple**

Topple, of gladiolus. Toppling over is apparently due to calcium deficiency; reduced by a spray of 2% calcium nitrate.

---

## **Variegation**

Chlorophyll deficiency, genetic factors, and virus diseases can produce variegated plants.

---

## **Water Deficiency**

Practically all of the injury laid to excessive heat or cold is basically due to lack of water. Winter winds and summer sun evaporate it from cells faster than it can be replaced from roots, so that the cells collapse and die.

---

## **Weed-Killer Injury**

There has always been some unintentional injury to neighboring plants in the use of weed killers of the kill-all variety on driveways; but since we have had 2,4-D as a selective weed killer for lawns, the damage to innocent bystanders has been enormous, not only from spray drift and volatile material in the atmosphere but from using for other spraying purposes equipment that



**Figure 3.40** Weed-Killer Injury; Tomato and Oak

has applied 2,4-D. It is impossible adequately to clean out such a sprayer; mark it with red paint and keep it for weeds only. Symptoms of injury are curling, twisting, and other distortions; there is often a fern-leaf effect instead of normal-size foliage (Fig. 3.40). I have seen roses seriously malformed when a factory several hundred feet away mixed up some 2,4-D. I have seen tall oaks with all leaves unrecognizable after powdered 2,4-D was applied

to the lawn. I have seen chrysanthemum in a greenhouse utterly deformed when 2,4-D was used on a lawn outside. Fortunately, unless the dose is too heavy, the plants gradually grow back to normal.

---

## Winter Injury

Most winter browning of evergreens is due to rapid evaporation of water in sudden warm or windy spells. Copious watering late in the fall, a mulch, and windbreaks are helpful for broad leaf evergreens, as is spraying them with a waxy material, Wilt-Pruf, which prevents evaporation.

Sudden icestorms cause obvious breaking in trees; in boxwood and similar shrubs they result in bark sloughing off and gradual dieback for months, even years afterwards. I have seen symptoms on azaleas long after the ice was forgotten.

---

## Yellows

This term is used for some deficiency disease but also for various virus diseases and Fusarium wilts.

---

## Zinc Deficiency

Little Leaf of almond, apricot, apples, grape, peach, plum. Foliage is small, narrow, more or less crinkled, chlorotic at tips of new growth, with short internodes producing rosettes of leaves. Defoliation progresses from base to top of twigs. The method of supplying zinc depends somewhat on the fruit. Spray apples, peaches, plums, pears during dormant period with zinc sulfate. Swab grape vines immediately after winter pruning.

*Mottle Leaf* of citrus. Leaves are small, pointed, with a sharply contrasting pattern of green along midrib and main laterals and light green or yellow between veins.

*Rosette* of pecans and walnuts. Narrow, crinkled leaflets with dead or perforated areas have a rosette appearance; trees often bear no nuts. Pecan growers in southeastern states broadcast zinc sulfate on soil under each tree in winter. Variety Money-maker is resistant to zinc deficiency.

*Vegetable crops* – corn, beans, tomato, soybean – have been protected by amending the soil with 23 pounds zinc sulfate per acre.

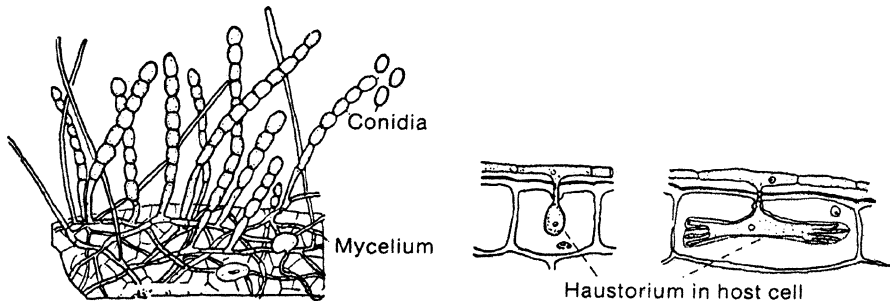
---

# POWDERY MILDEWS

Mildew is a disease in which the pathogen is seen as a growth on the surface of plants. The same word is used for the fungus causing the disease. Mildews are Ascomycetes. Black mildews are parasites in the order Meliolales with a dark mycelium to give a sooty effect. They are common in the South or on tropical plants in greenhouses (► [Black Mildew](#)). Powdery mildews are plant parasites in the order Erysiphales. They have white mycelium, in a delicate web or thick felt, made up of a criss-cross tangle of hyphae. Colorless spores borne in chains on upright conidophores give the white powdery effect (see Fig. 3.41). False or downy mildews are oomycetes, and the conspicuous growth is not vegetative mycelium but fruiting structures and conidia protruding through stomata or epidermis to give a white frosty appearance in moist weather (► [Downy Mildews](#)).

True powdery mildews – and in speaking of them we usually eliminate the word “powdery” – are widely distributed but sometimes more abundant in semiarid regions than in areas of high rainfall, where other diseases flourish. Unlike those of most other fungi, powdery mildew spores do not require free water for germination. Some species require high humidity, but it is usually provided at the leaf surface when cold nights change to warm days or when plants are grown in crowded, low, or shady locations without sufficient air circulation. Spores of other species can germinate with very low humidity. When a mildew spore lands on a leaf and puts out its germ tube, it does not make its nearest way inside the leaf but produces a tangle of septate threads, hyphae, on the surface. Special sucking organs, haustoria, penetrate the epidermal cells, occasionally the subepidermal cells, in search of food. The penetrating tube is slender, but, once inside the cells, the haustorium becomes a round or pear-shaped enlargement or a branched affair, with greatly increased absorbing surface.

Conidophores, growing at right angles from the mycelium, produce one-celled conidia in rows or chains of somewhat barrel-shaped hyaline cells, which become oval as they are dislodged from the top of the chain and dis-



**Figure 3.41** Powdery Mildew: mycelium and conidia formed on surface of a leaf and two types of the haustoria in host cells

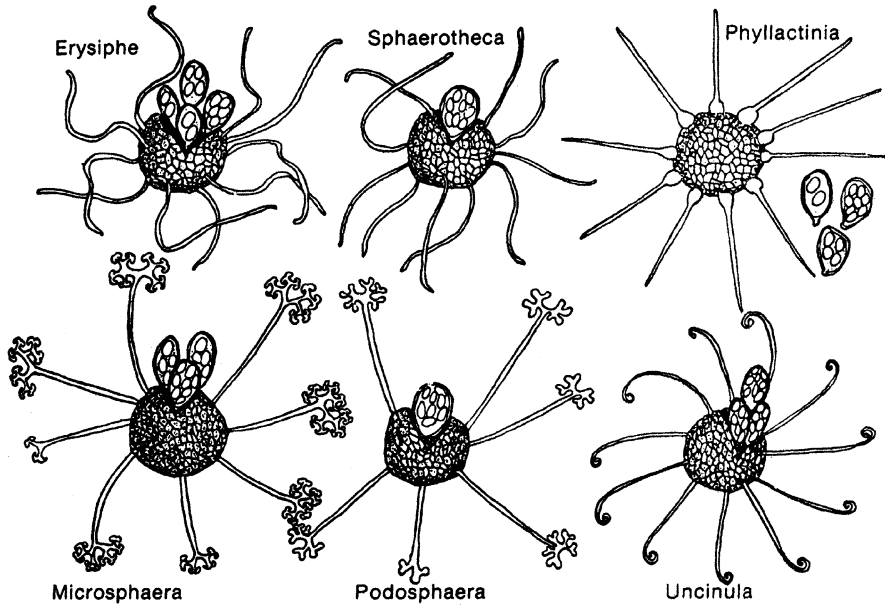
seminated by wind. Mildews known only in this anamorph state are called by the form genus name *Oidium*. It requires the sexual fruiting bodies, perithecia, to place mildews in their proper genera.

Perithecia are round with a dark membranous wall, technically cleistothecia because they have no beak or ostiole, and rupture irregularly to free the asci. They are held in place in the mycelium by appendages. The form of these appendages and the number of asci in the perithecium are the chief characters differentiating the six genera important in this country (see Fig. 3.42). *Sphaerotheca* and *Erysiphe* both have simple appendages; but the former has only one ascus, the latter several. *Podosphaera* has appendage tips dichotomously branched and one ascus; *Microsphaera* has the same type of appendage but several asci. *Phyllactinia* has lancetlike appendages swollen at the base; those of *Uncinula* are coiled at the tip. Both have more than one ascus.

Powdery mildews are obligate parasites, having no saprophytic growth periods in dead plant parts, although the perithecia carry the fungus through the winter on either living or dead tissue. Mycelium sometimes winters in buds. Symptoms of mildew are dwarfing and stunting, often with a slight reddening and curling of leaves before the white mycelium is noticeable. There may be deformation of flower buds. Such symptoms are due to the withdrawal of plant foods by the fungus and to excessive respiration.

Sulfur dust and lime sulfur sprays have long been considered specific remedies for powdery mildews; some copper sprays are effective. Many of the newer organics are ineffective. However, inorganics, in a formulated form, i. e. potassium bicarbonate are very effective and safe.





**Figure 3.42** Powdery Mildews. Perithecia (cleistothecia) of the six genera: *Erysiphe*, simple appendages and several asci; *Sphaerotheca*, same with one ascus; *Microsphaera*, dichotomously branched appendages and several asci; *Podosphaera*, same with one ascus; *Phyllactinia*, appendages bulbous at base; *Uncinula*, appendages coiled at tip

## Erysiphe

Cleistothecia globose, or globose-depressed, sometimes concave; asci several, two- to eight-spored; appendages floccose (cottony), simple or irregularly branched; sometimes obsolete, usually similar to mycelium and interwoven with it; mycelium brown in rare cases.

***Blumeria graminis*** (see *Erysiphe graminis*). **Powdery Mildew** of cereals and grasses, economically important on brome grass, wheat, oats, barley, and rye; aesthetically important on lawn grasses, wheatgrass, fescue, and bluegrass.

***Brasiliomyces trina*** (formerly *Erysiphe trina*). **Oak Powdery Mildew**, on tanbark oak and coast live oak, in California, causing witches' brooms (but ► *Sphaerotheca lanestrus* for the common live-oak mildew). Perithecia are small, yellow-brown, with appendages lacking or rudimentary; asci have two, rarely three, spores.

**Erysiphe aggregata. Alder Powdery Mildew.** Perithecia large, asci with eight spores, rarely six or seven.

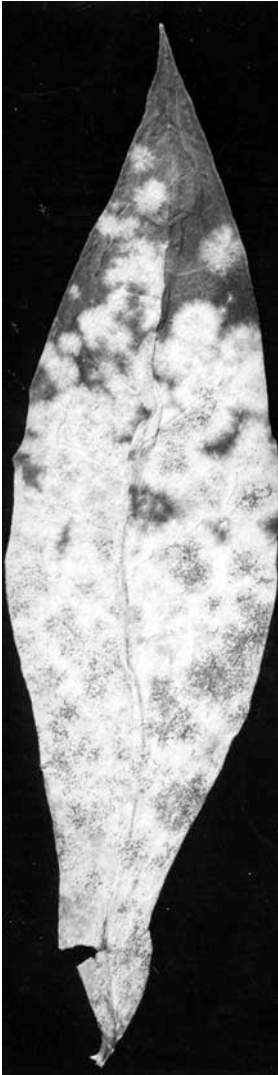
**Golovinomyces cichoracearum** (formerly *Erysiphe cichoracearum*). **Powdery Mildew** of cucurbits and many ornamentals, mostly composites, perhaps best known to gardeners as the **Phlox Mildew**. Asci are two-spored, perithecia rather small, haustoria not lobed. There are nearly 300 hosts including: cucumber, squash, pumpkin, gourds, cantaloupe, watermelon, lettuce, endive, Jerusalem artichoke, pepper, potato, salsify, Echinacea, Eucalyptus, *Achillea*, *Anchusa*, *Artemisia*, aster, begonia, *Boltonia*, calendula, campanula, chrysanthemum, clematis, coreopsis, cosmos, dahlia delphinium *Eupatorium*, gaillardia golden-glow, goldenrod, *Helenium*, hollyhock, *Inula*, mallow *Mertensia* phlox, rudbeckia, *Salpiglossis*, salvia (sage), sunflower, stokesia and zinnia.

There are various strains of the fungus, the form on cucurbits not affecting ornamentals, the strain of phlox (see Fig. 3.43) is reportedly limited to that host, the strain on zinnia with a wide range of host plants. The lettuce strain, perhaps a mutation of the form on wild lettuce, was not reported on cultivated lettuce before 1951 and is important only in California and Arizona.

Powdery mildew was reported on cucurbits in North America in 1890, but did not gain much prominence until 1926, when it suddenly reduced the melon crop in the Imperial Valley of California by 5000 carloads. By 1939 mildew-resistant Cantaloupe 45 had been developed to meet the situation, but in another decade the fungus had produced a different strain to which Cantaloupe 45 was susceptible. Plant breeders can never rest on their laurels because fungi that are obligate parasites seldom stay long outwitted. Other varieties, Cantaloupes 5, 6, and 7, were bred resistant to both strains of the fungus.

Powdery mildew is the principal disease of cucumbers in greenhouse culture, with tiny white superficial spots on leaves and stems enlarging and becoming powdery. Young watermelon fruits in greenhouses have small pimples or warts under the area covered by mildew mycelium.

Phlox mildew is only too familiar to gardeners. The white coating often appears on variety Miss Lingard in June, but on other varieties (in New Jersey) more prominently in July and August. The mycelium is present on both leaf surfaces and forms a thick felt on stems. In late summer black perithecia are formed in great abundance. Powdery mildew on zinnias and chrysanthemums usually starts so late in the season that it is more conspicuous than harmful.



**Figure 3.43** *Erysiphe cichoracearum* on Phlox

*Control.* Sulfur dust gives excellent control but is phytotoxic to some melons and other cucurbits. Sulfur-tolerant cantaloupes have been produced. The variety Homegarden is supposedly resistant to mildew and other pests. Keep phlox and other ornamentals well spaced, and dust with sulfur at the first sign of white growth. Because the perithecia winter on old stems and leaves, plants should be cut at ground level in autumn and burned.

**Erysiphe cruciferarum.** Powdery Mildew on cabbage and turnip.

**Erysiphe graminis** (syn. **Blumeria graminis**). Powdery Mildew of cereals and grasses, economically important on brome grass, wheat, oats, barley, and rye; aesthetically important on lawn grasses, wheatgrass, fescue, and bluegrass. The foliage is yellow or chlorotic with a white weft or mealy coating on upper side of leaf, which later turns yellow and is often studded with tiny brown perithecia. Seed from infected plants is small and shriveled. Apply sulfur dust or wettable sulfur sprays.

**Erysiphe heraclei.** Powdery Mildew on carrot, parsley, chervil (culinary herb), and celery.

**Erysiphe orontii.** Powdery Mildew on mint.

**Erysiphe panax.** Powdery Mildew on ginseng.

**Erysiphe polygoni.** Powdery Mildew of legumes, and many other vegetables and ornamentals, about 200 species in 90 plant genera. Appendages are long or short, interwoven with the mycelium, but the perithecia are not immersed in it. Asci have three to six spores. Peas exhibit a white powdery coating over leaves and pods, with the latter often discolored. Leaves are sometimes yellowish and deformed. The disease may be severe on peas in arid sections of western states, particularly on late homegarden varieties.

On beans, the mildew is grayish. It is prevalent in California in cloudy weather or in autumn when humidity is increased, but it is more important in the Southeast. Other vegetables infected by this species include lima bean, soybean, cabbage, turnip, radish, horse-radish, and carrot. Spores germinate at quite low humidity.

The legume mildew is widespread on lupine, occasional on sweet pea. Other ornamental hosts include acacia, anemone, arrowleaf clover, candytuft, calendula, California poppy, iceland poppy, China aster, clematis, columbine, dahlia, delphinium, *Erigeron*, gardenia, geranium, hydrangea, honeysuckle, locust, matrimony-vine, peony, sugar beet, and tulip-tree. Teleomorph state found on sugar beet in CO, MT, NB, WA, and WY.

*Control.* Choose resistant vegetable varieties or dust with sulfur. Spray or dust ornamentals with Karathane or sulfur.

**Erysiphe taurica** (► *Leveillula taurica*). On leaves of mesquite.

**Erysiphe trina** (see *Brasiliomyces trina*). Oak Powdery Mildew, on tan-bark oak and coast live oak, in California, causing witches' brooms (but ► *Sphaerotheca lanestris* for the common live-oak mildew).

**Erysiphe sp.** Powdery Mildew on tomato.

---

## Leveillula

Cleistothecia globose, or globose-depressed, sometimes concave; asci two- to eight spored; appendages floccose (cottony), simple or irregularly branched; usually similar to mycelium and interwoven with it.

**Leveillula taurica** (formerly *Erysiphe taurica*). On leaves of mesquite. Commonly causes powdery mildew on tomatoes in Eastern Mediterranean region and reported on fresh market tomato in California and Utah; also on cucumber, hibiscus, onion, guar, wild tobacco, cotton and desert bird of paradise.

---

## Microsphaera

Cleistothecia globose to globose-depressed; appendages branched dichotomously at apex, often ornate; asci several, with two to eight spores.

**Microsphaera penicillata**. Named for the alder (*Alnus*), on which it is widespread, but best known to gardeners as the **Lilac Mildew**. It also infects many other trees, shrubs, and vines, including azalea, beech, bitter-sweet, birch, catalpa, dogwood, elder, elm, euonymus, forestiera, hazelnut, magnolia, mountain-holly, plane, New Jersey tea, privet, trumpetvine, and viburnum. According to some taxonomists the proper name of this species is *Microsphaera penicillata*, but *M. alni* is more familiar and still widely used. Mildew is prevalent on lilac in late summer and fall, sometimes in dry seasons, almost completely covering foliage with a thick white coating; but, because it comes so late in the season, it is not very injurious. It is also common on deciduous azaleas in late summer, forming a very thin grayish white coating with numerous prominent dark perithecia. This species is more prevalent than the legume mildew on sweet peas, but it is chiefly a greenhouse problem in spring, when temperatures and humidity are less uniform. The foliage may be malformed, dropping prematurely or drying out and shriveling.

Among tree hosts oaks are probably most susceptible, but it would seldom pay to attempt control measures except in nursery rows. On pecans the white coating starts forming on leaves and nuts in July with occasional defoliation, shuck splitting, and shriveled kernels. Most commercial pecan varieties are mildew-resistant.

Blueberry Mildew is caused by a special strain of lilac mildew, reported as *Microsphaera vaccinii*, and *M. penicillata* var. *vaccinii*. Varieties Pioneer, Cabot, and Wareham are said to be particularly susceptible; Concord, Jersey, and Rubel are intermediate; and Stanley, Rancocas, Harding, and Katherine, highly resistant. On some blueberries the mycelium is conspicuous on upper leaf surfaces, on others barely visible on underside. Midsummer defoliation weakens the bushes. Cranberries, farkleberries, trailing arbutus and Lyonia are possible hosts to this strain.

*Control.* Bordeaux mixture is recommended for pecans – two applications, June and July. Dust blueberries with sulfur. Use sulfur on lilacs and other ornamentals.

**Microsphaera diffusa.** General on snowberry, widespread on wolfberry, coralberry, occasional on black locust, lima bean, kidney bean and soybean. Appendages are two to four times the diameter of the perithecia, with ultimate branches long, forming a narrow fork.

**Microsphaera euphorbiae.** On lima bean, euphorbia, roselle.

**Microsphaera grossulariae.** **European Powdery Mildew**, occasional on currant, gooseberry. There is a light web of mycelium mainly on upper surface of leaves. For the more important American mildew ► *Sphaerotheca mors-uvae*.

**Microsphaera penicillata.** **Powdery Mildew** on *Leucothoë axillaris*.

**Microsphaera pulchra.** **Powdery Mildew** on flowering dogwood.

---

## Oidium


This term is used for mildews known solely from the conidial stage. In some cases the type of conidial fructification may suggest correct genera, but until perithecia are found, *Oidium* is preferred.

**Oidium araliacearum.** **Powdery Mildew** on English Ivy.

**Oidium begoniae.** **Begonia Mildew**, especially important on tuberous begonias on the West Coast, though it may also occur on fibrous-rooted begonias.

**Oidium dianthi.** **Carnation Powdery Mildew.**

**Oidium euonymus japonici.** **Euonymus Mildew**, general throughout the South and on the Pacific Coast on *Euonymus japonicus*. The mycelium forms a thick felt on the leaf surface, causing some yellowing and defoliation (see Fig. 3.44). I have seen this disease rampant in foggy coast towns like Beau-



**Figure 3.44** Powdery Mildew on Euonymus; prevalent in the South

fort, South Carolina, or Mobile, Alabama, and equally severe in semiarid El Paso, Texas. The washing effect of a water spray applied with pressure, either by adjusting the hose nozzle or putting the thumb over a portion of the orifice, is a deterrent to this mildew. Sulfur dust can be used, probably Karathane.

**Oidium obductum.** On oriental plane.

**Oidium pyrinum.** On crabapple.

**Oidium tingitaninum.** **Citrus Mildew**, common in Java, Ceylon, India, but in this country causing only limited injury to tangerine trees in California. White patches are formed on upper surface of leaves, the tissue underneath first a darker, watery green, then losing color, turning yellowish.

**Oidium** sp. On greenhouse snapdragons, a white powdery growth on both leaf surfaces, sometimes on young stems. Control with Karathane or sulfur.

**Oidium** sp. On avocado, occasionally in Florida, in nurseries or on young trees in shaded locations. Tips of shoots are killed back; dark green spots appear on upper leaf surfaces with white mycelium on the underside. The mildew can be controlled with lime sulfur. On alfalfa in Wisconsin.

**Oidium** sp. On shrub banana in LA.

**Oidium** sp. On black medic in CA.

**Oidium** sp. On *Melilotus alba* in FL.

**Oidium** sp. On poinsettia.

**Oidium** sp. On tomato.

**Oidium** sp. On Torena.

---

## Phyllactinia

Perithecia are large; appendages are lancelike with a bulbous base. Mycelium does not send haustoria into epidermal cells of host but forms special branches that pass through stomata into intercellular spaces; each of these intercellular branches or hyphae sends a single haustorium into the adjacent cell.

**Phyllactinia angulata.** **Powdery Mildew** on elm.

**Phyllactinia corylea** (syn. *P. angulata*). **Powdery Mildew** of trees, named for the hazelnut or filbert but prevalent on many other trees and shrubs, such as amelanchier, ash, barberry, beach, birch, boxwood, catalpa, chinaberry, crabapple, currant, blackberry, raspberry, gooseberry, crape-myrtle, dogwood, buttonbush, chestnut, elm, elder, fringe-tree, hawthorn, hickory, hornbeam, holly, linden, oak, plane trees, quince, rose, sassafras, tulip-tree, walnut and willow. Mildew is seldom serious enough on shade trees to warrant control measures, but in the nursery dusting with sulfur may be advisable. It is common on filberts in Oregon, but comes so late in the season it does not affect yield.

---

## Podosphaera

Perithecia globose; one ascus, with eight spores; appendages dark brown or colorless, dichotomously branched at tip; rarely an extra set of basal appendages present.

**Podosphaera leucotricha.** **Powdery Mildew** of apple, also crabapple, pear, quince, photinia. First noted in Iowa on seedling apples in 1871, this mildew became more important in orchards when organic fungicides, ineffective for mildew, were substituted for sulfur and copper in the apple-scab schedule. Twigs, foliage, blossoms and fruits may be disfigured, stunted, deformed or killed. Gray to white felty patches are formed on leaves, usually on underside. Leaves are crinkled, curled, sometimes folded longitudinally and covered with masses of powdery spores. They soon turn brittle and



die, resulting in decreased yield. The same powdery growth starts on 1-year twigs, but in midsummer it is transformed into a brown, felty covering, in which minute, dark perithecia are embedded in dense aggregations. Infected twigs are stunted or killed. The fungus winters as dormant mycelium on twigs or in buds. Such buds produce shriveled blossoms and no fruit. Fruit produced on infected twigs is stunted or russeted. Jonathan variety is especially susceptible.

**Podospaera clandestina** (*P. clandestina* var. *tridactyla*). **Powdery Mildew** of cherry, occasional on plum, peach, apricot, apple, pear, quince, hawthorn, serviceberry, spirea. Budded sour cherry is most severely attacked, but the disease is seldom serious except on nursery stock. Young leaves and twigs are covered with a white mycelium and powdery spores. Leaves are curled upward; terminal leaves are smaller; twig growth is stunted. Sulfur sprays or dusts will control.

**Podospaera pannosa** (formerly *Sphaerotheca pannosa* var. *rosae*). **Rose Mildew**, general on rose; distinct from peach mildew but apparently not confined to rose, since apricots growing near roses have been infected. More than one strain may be involved. Rose mildew is found wherever roses grow. Always a problem with greenhouse roses, it was enhanced when aerosol treatments for red spiders and other pests were substituted for old-fashioned syringing. Mildew increased in garden roses when ferbam and other new organics replaced the old sulfur and copper in the blackspot sprays. Rose mildew is omnipresent along the Pacific Coast and is serious in the semi-arid Southwest. In the East, it appears on small-flowered ramblers such as Dorothy Perkins and Crimson Rambler in May, and may be quite serious on hybrid teas and some floribundas in late summer, with the advent of cool nights.

The first symptom may be a slight curling of leaves, with the mycelial growth such a light and evanescent web as to be almost unnoticed. Later the white coating is conspicuous from the chains of conidia produced lavishly over the surface. The coating may cover buds, resulting in no bloom or distorted flowers. Leaves often have a reddish or purplish cast under the white mycelium and sometimes turn black. They may be slightly blistered. On canes, the growth is heavier and more felty, especially near thorns. Toward the end of the season perithecia may be found on canes, but they are not common, and I have not seen them on leaves except on a Rugosa rose at Ithaca, New York. Mildew is prevalent on soft succulent shoots, fostered by an excess of nitrogen.

*Control.* Sulfur dusts have been standard treatment for garden roses for many years; to be effective dusting must be started at the first sign of mildew, before the mycelium gets too thick. Sulfur may be injurious to roses in very hot weather. Choice of variety of rose is important. Shiny-leaved climbers like Dr. Van Fleet seldom have mildew, and the shrub polyantha, The Fairy, is very resistant. Many red roses, hybrid teas and floribundas, are especially susceptible, but the orange-red floribunda Spartan remains free from it (in my own experience). Garden planning avoids a lot of mildew trouble. Keep the plants well spaced, in beds away from buildings, and not surrounded by tall hedges or walls.

**Podospaera tridactyla.** Recently reported on almond in California and the most common mildew on apricot, causing large nonnecrotic lesions on leaves.

---

## Sphaerotheca

Appendages simple, flexuous, resembling hyphae; only 1 ascus in a perithecium.

**Cystotheca lanestris** (formerly *Sphaerotheca lanestris*). **Powdery Mildew** of coast live oak on *Quercus agrifolia* in California, reported also on white, southern red, bur and post oaks. The disease is most destructive in the narrow coastal plain. The most conspicuous symptom is a powdery white, stunted growth developing from certain terminal or lateral buds. The shoots are swollen, fleshy, with much shortened internodes. Foliage on such shoots is often reduced to pale yellow, bractlike leaves, which turn brown, dry, and shrivel; these shoots resembles witches' brooms. On leaves developing from normal buds and shoots, the fungus forms a dense layer on both surfaces, more abundant on the lower side. This species is sometimes called the brown mildew because the grayish-white mycelium changes to tan and then brown with age. Perithecia are formed in the brown felt, abundantly in some years, rarely in others. In southern California the fungus may winter in the conidial state, with widespread leaf and shoot infections coming from wind-borne spores.

*Control* is not easy. Spraying with lime sulfur in March and October is fairly effective but may be phytotoxic at high temperatures and low humidity. Wettable sulfur has not been consistently effective. Removal of witches' brooms by pruning back to normal lateral branches is effective only if the tree is slightly susceptible and conditions for reinfection are unfavorable. Heavy

pruning stimulates new growth and increases the amount of mildew. The Holm or holly oak is apparently resistant to mildew and well adapted to the coastal region.

**Sphaerotheca castagnei** (see *Sphaerotheca fuligena*). On buffaloberry, spirea.

**Sphaerotheca fuliginea** (formerly *Sphaerotheca castagnei*). On buffaloberry, spirea.

**Sphaerotheca fuliginea. Powdery Mildew** of summer squash and cucurbits.

**Sphaerotheca fusca.** Powdery mildew; on ground-cherry.

**Sphaerotheca lanestris** (see *Cystotheca lanestris*). **Powdery Mildew** of coast live oak on *Quercus agrifolia* in California, reported also on white, southern red, bur and post oaks.

**Sphaerotheca macularis** (*S. humuli*). **Hop Mildew**, also on fruits, blackberry, dewberry, gooseberry, raspberry, strawberry, rose (probably rarely in this country), and other ornamentals, including *Agastache*, betony, buffaloberry, delphinium, *Epilobium*, *Erigeron*, gaillardia, geranium, geum, gilia, hawksbeard, hawkweed, *Hydrophyllum*, kalanchoë, matricaria, meadowsweet, ninebark, *Polemonium*, phlox, sumac, spirea, tamarisk and *Vernonia*.

This mildew may be important on Latham variety of raspberry, appearing on new canes when they are 2 to 3 feet high. The tip leaves are dwarfed, mottled, and distorted, almost as if they had mosaic. The undersurface of leaves is water-soaked or has the familiar white coating. There is no specific control except to space plants for free air circulation.

The powdery mildew sometimes serious on strawberries in northeastern and Pacific Coast States is probably a special strain. The edges of affected leaves curl upward, exposing the lower surface, where the powdery frosty growth is evident. Fruit, stems, and berries may be affected, with fruit often failing to color. Resistant varieties include Sparkle, Puget Beauty, Siletz and India.

**Sphaerotheca mors-uvae. American Gooseberry Mildew**, also on currant; sometimes the limiting factor in gooseberry production. Fruits dry up with a brown, felty covering. Leaves and canes are stunted with the usual white coating. Perithecia are formed on canes, and ascospores are discharged in early May as fruit is set. Conidia for secondary infection are produced within 10 days. Spray with lime sulfur immediately after bloom.

**Sphaerotheca pannosa** var. **persicae. Peach Mildew**, general on peach, also on almond, apricot, nectarine, matrimony-vine, and *Photinia*. The

mycelium is pannose (ragged) or in dense patches, persistent, usually satiny, shining white, or sometimes grayish or brown. Immature fruits are highly susceptible. They have brown blotches and are scabby and malformed. The fungus winters in shoots. Nonglandular varieties Peak and Paloro are more affected than glandular Walton, Johnson, Halford, and Stuart, at least in California. Sulfur in the spray schedule for brown rot should control mildew without additional treatments. Karathane is effective but very slightly phytotoxic. Lime sulfur is recommended.

**Sphaerotheca pannosa** var. **rosae** (► *Podosphaera pannosa*). **Rose Mildew**, general on rose; distinct from peach mildew but apparently not confined to rose, since apricots growing near roses have been infected.

**Sphaerotheca phytoptophila**. Associated with gall mites causing witches' brooms on hackberry. The mycelium is evanescent; perithecia are formed inside loose scales of enlarged buds.

**Sphaerotheca** sp. On *Tolmiea*, pick-a-back plant, in greenhouse.

---

## Uncinula

Perithecia globose; appendages uncinata, slightly coiled at tips; several asci, with two to eight spores.

**Pleochaeta prosopidis** (formerly *Uncinula prosopidis*).

**Uncinula circinata**. On maples, Virginia creeper, western soapberry.

**Uncinula clintonii**. General on American linden.

**Uncinula flexuosa** (see *Uncinuliella flexuosa*). **Horse-Chestnut Powdery Mildew**, on *Aesculus* spp., including red, yellow and Ohio buckeye, widespread in central and eastern states.

**Uncinula macrospora**. General on American and winged elms.

**Uncinula necator**. **Grape Powdery Mildew**, general on grapes, also on *Ampelopsis*; common in late summer on eastern grapes but not serious; a major problem in California. Leaves, canes and young fruits are covered with white patches; growth is often distorted. Late in the season the white mycelium disappears and the spots appear brown or black; berries are russeted or scurfy, failing to mature.

*Control*. Keep California grapes covered with a light coating of sulfur dust. Apply when new shoots are 6 to 8 inches long; when they are 12 to 16 inches, 14 days later; when shoots are 2 to 3 feet; when fruit is half-grown; when

fruit begins to ripen. If some of the applications are omitted, and mildew gets a head start, wettable sulfur is used as an eradicant spray. Karathane is also effective. Copper sprays are often used in the East, if any are necessary. Bicarbonate sprays are excellent as protectant and eradicant.

**Uncinula parvula; U. polychaeta.** Widespread on hackberry and southern hackberry.

**Uncinula prosopidis** (see *Pleochaeta prosopidis*). On mesquite.

**Uncinula salicis** (see *Uncinula adunca*). **Willow Powdery Mildew**, also on pussy willow and poplar, sometimes causing defoliation but not often serious.

**Uncinuliella australiana.** (not *Erysiphe lagerstroemiae* as reported earlier in U.S.). **Crape-Myrtle Powdery Mildew** on crape-myrtle only, from Maryland to Florida and Texas, the most serious disease of this shrub. The perithecia have been found only in Florida, but presumably it is the same species throughout the host range. The disease appears on young shoots in early spring, later infecting leaves and different parts of the inflorescence. Affected parts are covered heavily with a white mealy to dusty growth; young leaves are stunted, often less than one-third normal size but abnormally thickened. Internodes are short, flower stems stunted; buds often fail to develop flowers. Infected portions often have a reddish discoloration under the white coating. Diseased leaves and buds drop in a week or two, but stems may sprout again and sometimes produce normal growth in hot weather.

The fungus winters as mycelium in dormant buds and in spring covers such buds with a dense white coating of conidia, the source of primary infection, which starts as small, circular white patches on young leaves. Spores produced in abundance on these patches account for rapid spread of the disease until midsummer heat.

*Control.* Spray with lime sulfur when buds burst in spring and repeat 2 weeks later. If the initial infection is not checked, spray wettable sulfur or dust with sulfur.

**Uncinuliella flexuosa** (formerly *Uncinula flexuosa*). **Horse-Chestnut Powdery Mildew**, on *Aesculus* spp., including red, yellow and Ohio buckeye, widespread in central and eastern states. This mildew gives a very thin coating on the leaf surface, supposedly mostly on the underside although I have seen it on the upper. Perithecia are numerous, small, barely discernible with the naked eye. Control is usually unnecessary except in nurseries. A copper spray used for blotch will also control mildew.

**Uncinula adunca** (formerly *Uncinula salicis*). **Willow Powdery Mildew**, also on pussy willow and poplar, sometimes causing defoliation but not often serious. The growth is in diffused or circumscribed patches on both leaf surfaces.

---

# ROTS

A rot is a decay, a decomposition or disintegration of plant tissue. It may be a hard dry decay or a soft and squashy one. It may affect root or rhizome, stem, tree trunk, blossom or fruit. Some rots also affect leaves, but diseases that are primarily of foliage are more often designated leaf spots or blights. Rots caused by bacteria are discussed under Bacterial Diseases.

There are a great many wood rots of trees, recognized by the sporophores or conks of the various species of *Fomes*, *Polyporus*, and other shelving or bracket fungi. By the time these signs appear, it is usually too late to do anything about the disease. The tree-rot fungi enter through unprotected wounds – either pruning cuts or breaks due to wind and icestorms. For proper pruning methods and treatment of wounds, see U.S. Department of Agriculture Farmers' Bulletin 1896, *Care of Damaged Shade Trees, Tree Maintenance* by P. P. Pirone or *Tree Experts Manual* by Richard R. Fenska. The fact that tree wound dressings are now available in convenient aerosol bombs should make it easier for home gardeners to protect pruning cuts from wood-rotting fungi.

---

## **Physalospora (Acanthorhynchus)**

Ascomycetes, Amphisphaeriales

Perithecia separate, innate, beaked; spores one-celled, dark.

**Acanthorhynchus vaccinii** (see *Physalospora vaccinii*). **Cranberry Blotch Rot**, a common fruit rot thriving in warmer sections, more important in New Jersey than in Massachusetts.

**Physalospora vaccinii** (formerly *Acanthorhynchus vaccinii*). **Cranberry Blotch Rot**, a common fruit rot thriving in warmer sections, more important in New Jersey than in Massachusetts. The rot starts as a small, light-colored spot on the berry, spreading to destroy the whole fruit, with dark blotches on the skin. The fungus may invade leaves, but it seldom fruits on them

until they have fallen. Cranberry bogs in New Jersey may need three or four sprays of Bordeaux mixtures starting at midbloom, but in Massachusetts two are sufficient.

---

## Acremonium

**Acremonium** sp. **Root Rot** on melon and watermelon.

---

## Alternaria

► **Blights.**

**Alternaria alternata.** **Fruit Rot** on tomato and black pit disease on potato tubers (stored).

**Alternaria citri.** **Alternaria Rot** of citrus fruits, navel-end rot, black rot, widespread, prevalent in warm dry sections, but not too serious. In oranges the rot is most common in the Washington Navel variety – a firm, dry, black rot at the navel end, often in only one segment, with fruit coloring prematurely, appearing sound on the outside. In lemons the disease is a soft, dark internal rot of old or weak fruit in storage. Firm dark brown spots are formed on the rind. Grapefruit sometimes has a dark internal storage rot, not readily discernible externally.

*Control.* Chemical treatment after picking is not very satisfactory. Produce sound fruit in the orchard; avoid holding too long on the tree; avoid holding weak or old fruit too long in storage; store at low temperatures.

**Alternaria mali.** **Fruit Rot**, widespread storage rot of apple, sometimes quince. Also a weak parasite enlarging injured spots on foliage. Try captan at 6- to 14-day intervals.

**Alternaria radicina** (Syn. *Stemphylium radicinum*). **Black Rot** of carrots, a soft storage rot of roots held over winter. Rot may start at the crown or from some wound on the side of the root. Initial infection may be in field or in storage house; a black mycelial web with large, brown muriform spores develops over the rotted tissue. There is no control except to choose firm, healthy roots for storage and to store at low temperatures.

**Alternaria solani.** **Collar Rot** of tomato, also fruit rot and early blight, general on tomato with the collar rot stage most frequent in the South. ► **Blights.**

**Alternaria zinniae.** **Stem Rot** on *Ageratum*.



**Alternaria** sp. **Flower Rot** of Vanda orchids, causing infection in transit along with *Botrytis*.

**Alternaria** sp. On Schefflera in Florida.

**Alternaria** sp. **Calyx-End Rot** on apple.

---

## Amphobotrys

► Cankers and Dieback.

**Amphobotrys ricini**. **Stem Rot** and **Wilt** of poinsettia.

---

## Aphanomyces

Phycomycetes, Saprolegniales.

Thallus composed of cylindrical branching hyphae without definite constrictions; sporangium cylindrical, threadlike, swarm spores arranged in a single row and encysting at the mouth; saprophytic or parasitic, living in the soil and causing root rots or damping-off.

**Aphanomyces cladogamus**. Causing rootlet necrosis of tomato, pepper, spinach, and a severe root rot of pansy.

**Aphaomyces cochlioides**. A seedling disease of sugar and table beets, part of the complex called black root; causing tip rot, a wilting of tops. Crop rotation and proper fertilization are helpful.

**Aphanomyces euteiches**. **Pea Root Rot**, also on bean, sweet pea and perennial pea. The fungus is also a weak parasite in roots of many non-legumes. First described in 1925, the fungus probably existed earlier in various root disease complexes and was responsible for giving up land formerly devoted to canning peas. Considered the most important of the pea root rots, found in every district, it is particularly destructive in eastern and central states.

The fungus is parasitic on subterranean parts, causing root and stem rot in peas of all ages, symptoms and crop yield varying with the time of infection. If the root system is invaded when only three or four nodes are formed, the plant may wilt and die suddenly; later invasion results in dwarfing and drying out of foliage from the ground upward. When seedlings are pulled out of the ground, the roots do not break off but come out as a fibrous string or vascular cylinder freed from cortex. The fungus invades only the cortex or roots and

base of stem, causing softening and rapid decay of tissue. Large numbers of thick-walled oospores are formed in the cortex; these may remain viable in the soil more than one season.

It is a novel root pathogen on alfalfa in Canada.

*Control.* A well-drained soil with low moisture content decreases rot. When soil moisture is at 45% of saturation, there is no disease; at 75% there may be more than 70% infection. Nitrogenous fertilizers are helpful.

**Aphanomyces raphani.** **Radish Black Root and Damping-Off**, widespread; more important on long-rooted icicle varieties. Also on Abyssinian mustard, cabbage, Chinese cabbage, Chinese kale, honesty, mustard green, rape, rocuet salad, sea-kale, Spanish mustard, wild radish and *Brassica robertiana*. Small, steel-gray to black areas appear around point of emergence of secondary roots. Enlarging roots are constricted and turn black. Rotation is essential for control. Choose globe rather than long varieties.

---

## Armillaria

Basidiomycetes, Agaricales.

One of the mushrooms, cap-shaped on a stalk with an annulus or ring but no volva (cup) at the base; gills attached to the stem; spores white (see Fig. 3.45).

**Armillaria mellea.** **Mushroom Root Rot** of trees and shrubs, also known as Armillaria root rot or toadstool disease, first described in America in 1887, known in Europe a hundred years earlier. The fungus is called honey mushroom, honey agaric, oak fungus and shoestring fungus. Although the honey-colored toadstools are often seen in the East around rotting tree stumps and may occasionally cause death to weak ornamental trees, the chief damage is west of the Rocky Mountains, especially in California, where most fruit and nut crops and ornamental trees and shrubs are menaced.

The decay is of the roots and root crown. Sheets of tough, fan-shaped mycelium are found between bark and wood, the latter changing to light tan, becoming soft and watery in texture. Clumps of toadstools are often found at the base of dead or dying trees, especially in autumn, but do not always appear in dry seasons. They are honey-colored or light tan, with a stalk 4 to 6 inches or more high and a cap 2 to 4 inches across, often dotted with brown scales. Basidiospores formed along the gills are wind-borne. They can establish themselves in old stumps and dead trees but cannot infect healthy trees. The latter are infected in the ground by means of black or brown cordlike



**Figure 3.45** Mushroom Root-Rot Fungus, *Armillaria mellea*

rhizomorphs, the “shoestrings,” which grow out from infected roots a short distance through the soil. On meeting and penetrating a healthy root, the fungus progresses along the cambium layer, working up to and girdling the root crown. Leaves are dwarfed, turn yellow or fall prematurely; on small trees all foliage may die simultaneously. On conifers, particularly pines, there is an abnormal flow of resin from the root collar.

Trees subnormal in vigor and suffering from drought are most injured. Orchards of citrus and other fruits on lands recently cleared of oaks are liable to enormous damage unless resistant rootstocks are used. The rot is found less often on dry hillsides than in valleys near streambeds, where flood waters deposit soil and infected debris around root crowns, or in places kept too wet by artificial watering. Ornamental trees and shrubs are often injured when extra soil is added in grading and terracing, and are then kept too wet by watering the lawn frequently.

The list of susceptible plants is far too long to be given in entirety. A representative selection includes almond, apple, apricot, avocado, cherry, citrus, currant, grape, incense cedar, peach, pear, plum and raspberry, hickory, filbert and walnut, California pepper-tree; oaks, pines, spruce and sycamore;

azalea, rhododendron, boxwood and rose; (root, crown, and stem rot on) African daisy and (stem rot on) sunflower; and sometimes other herbaceous plants such as begonia, carnation, dahlia, narcissus, peony, rhubarb, and strawberry.

*Control.* Use resistant plants where possible. Of fruits, only French pear, Northern California black walnut, fig and persimmon are sufficiently resistant to grow safely on infested soil. Some plants can be grafted onto resistant rootstock such as Myrobalan 29. The University of California has prepared a list of resistant or moderately resistant ornamental shrubs. Some on the list are *Acacia decurrens* var. *mollis*, *A. verticillata*, *Buxus semipervirens*, *Ilex aquifolium*, *Lonicera nitida*, *Prunus ilicifolia* (hollyleaf cherry), *P. lyoni* (Catalina cherry), *Pyracantha coccinea* and var. *lalandii* but not *P. angustifolia*, which is susceptible.

Moderately resistant shrubs include *Abelia grandiflora*, Darwin, Japanese, and Mrs. Wilson barberry, Mexican orange (*Choisya*), *Elaeagnus argentea*, *Euonymus japonica*, Japanese privet, *Myrtus communis*, *Pittosporum tobira* and *Spiraea prunifolia*.

Mechanical measures are often helpful. Excavate and expose the root crown; remove diseased portions of bark and affected small roots. Paint wounds with a pruning wound compound. Leave the treated roots exposed until cool weather in autumn. Trenching or digging a ditch around a plot will restrict the disease temporarily, but roots will grow through the ditch in time.

Carbon disulfide is still recommended as a soil disinfectant, applied in staggered rows, in holes 18 inches apart each way, which should be immediately closed by tamping. Hand applicators are available for injecting the disulfide 6 to 7 inches deep. This treatment is for land where valuable trees have been removed; one cannot go closer to a healthy tree than the edge of the branch spread. After treatment, the land should remain fallow for at least 60 days, and then be ploughed before planting.

---

## Ascochyta

### ► Blights.

**Ascochyta pinodes. Foot Rot** of peas. Of the three species that make up the *Ascochyta* blight complex, this one produces most definitely a foot rot, with infection at the root crown or base of stem.

---

## Aspergillus

Deuteromycetes, Coelomycetes

Conidiophores have a round head at the top, with radially arranged bottle-shaped sterigmata that bear conidia in chains; spores are one-celled, globose to ellipsoid, hyaline. Bread molds are in this genus. When, rarely, a sexual fruiting body (cleistothecium) is formed, the species is placed in the order Eurotiales.

**Aspergillus alliaceus.** **Cladode Rot, Stem and Branch Rot** on *Cereus* and *Opuntia* cacti. This is a high temperature species. Spores are yellow in mass.

**Aspergillus fumigatus.** **Wound Rot** (storage) on beet.

**Aspergillus niger.** **Calyx-End Rot** of dates, **Fig Smut, Bunch Mold** of grapes, **Pomegranate Rot, Black Mold** of peach. **Crown Rot** of peanut; also market and storage rot of shallot, onion, apple and potatoes. The fungus is a weakly parasitic black mold invading ripe tissue through wounds. In dates, the interior of the fruit is filled with a black dusty mass of spores, spread to a large extent by the dried-fruit beetle. Practice orchard sanitation; keep decaying fruits cleaned up so insects cannot carry spores.

**Aspergillus niger** var. **floridanus.** Wound parasite on *Dracaena*. Lower stem black, rotted, with dark brown spore masses.

**Aspergillus** spp. Green and yellow molds causing secondary rots of many fruits and some vegetables in storage.

---

## Lasiodiplodia (Botryodiplodia)

► Blights.

**Botryodiplodia theobormoae** (see *Lasiodiplodia theobromae*). **Root Rot** on apple

**Lasiodiplodia theobromae** (formerly *Botryodiplodia theobormoae*). **Root Rot** on apple.

---

## Botryosphaeria

► Blights.

**Botryosphaeria dothidea.** **Fruit Rot** of peach and grape.

**Botryosphaeria obtusa.** Fruit Rot of peach, **Black Root Rot** of apple.

**Botryosphaeria rhodina.** Fruit Rot of peach.

**Botryosphaeria ribis** (Anamorph, *Dothiorella gregaria*). **Dothiorella Rot** of avocado and citrus, **Black Fruit Rot** of apple and pear, **Nut Rot** of tung oil. On avocado this is a soft rapidly spreading surface rot, starting from small spots when fruit begins to soften. The fruit may be covered with decay spots by the time it is usable. The fungus winters in dead twigs, in tip-burned leaves, and enters the avocado while it is still on the tree. Two sprays, mid-September and early October, using bordeaux mixture, have given fairly good control. Remove dead wood from trees, to reduce source of inoculum, and pick fruit early.

On lemons and other citrus fruits the rot starts as a discoloration around the button, becoming a brown, leathery but pliable decay. When fruit is entirely involved it becomes olivaceous black. On tung, brown lesions appear on green fruit, which drops prematurely. See further under Cankers.

---

## Botryotinia

### ► Blights.

**Botryotinia convoluta.** **Botrytis Crown Rot** of iris, **Gray Mold Rot** on rhizomatous iris, first recorded in Canada in 1928 and apothecia later produced in culture. The chief diagnostic character is the presence of many shining black sclerotia, much convoluted and agglomerated into large clusters on rotting rhizomes. These are often found in spring on plants that started into the winter apparently healthy, for the fungus is active in cool, wet weather. Conidiophores are brown, formed in fascicles, and bear dense clusters of light brown ovate or slightly pyriform conidia. They appear in spring growing from or near sclerotia. Affected plants do not start spring growth.

---

## Botrytis

### ► Blights.

**Botrytis aclada.** **Gray Mold Neck Rot** of onion, also shallot and garlic; widespread. This is usually found on bulbs after harvest, infection taking place through neck tissue and scales appearing sunken and “cooked.” Sele-

rotia are first white, then dark, 2 to 4 mm across. Conidiophores and conidia forming the gray mold are produced directly from mycelium in tissue or from sclerotia. Artificially cure bulbs after harvest to cause rapid dessication of neck tissue; store at low temperature. Colored varieties keep better than white.

**Botrytis byssoidea.** **Mycelial Neck Rot** of Onion. The fungus is much like *B. aclada* but produces more mycelium and less profuse gray mold.

**Botrytis cinerea.** **Gray Mold Fruit Rot, Cosmopolitan** on peach, cherry, plum, pomegranate, quince, pear, grape, strawberry, pepper, tomato and egg-plant. Also causing a leaf rot of hothouse rhubarb and a rot of carrot, lettuce, celery and onion. See further under Blights.

**Botrytis gladiolorum.** **Botrytis Neck Rot, Corm Rot, Blight** of gladiolus.

► **Blights.**

**Botrytis porri.** Seedborne causing natural infection.

**Botrytis** (Teleomorph, *Botryotinia*) **squamosa.** **Small Sclerotial Neck Rot** of onion. Elliptical leaf lesions with withering of tips.

**Botrytis tulipae.** **Bulb Rot** of *Vidalia* sweet onion.

## Brachysporium

Deuteromycetes, Hyphomycetes

Conidiophores brown, erect, usually solitary, septate; conidia dark, unequally two- or more-septate; attached to apical cell of conidiophore by a short narrow cell; saprophytic.

**Brachysporium tomato.** **Fruit Rot** of tomato.

## Calonectria

See *Cylindrocladium* under Blights.

**Calonectria crotalariae.** **Basal Stem Rot** of oleander.

**Calonectria** sp. (Anamorph, *Cylindrocladium*). **Crown and Collar Rot** on papaya.

## Catenularia

Deuteromycetes, Hyphomycetes

Hyphae dark; conidophores simple or sparingly branched, with terminal chains of conidia; spores dark, one-celled.

**Catenularia fuliginea.** Fruit Rot of date.

---

## **Mycocentrospora**

Deuteromycetes, Coelomycetes

Spores hyaline, filiform, with long, whiplike tapering beaks, several cross walls and a swordlike appendage from basal cell; mycelium dark.

**Centrospora acerina** (see *Mycocentrospora acerina*). **Black Crown Rot** of celery, **Storage Rot** of carrot.

**Mycocentrospora acerina** (formerly *Centrospora acerina*). **Black Crown Rot** of celery, **Storage Rot** of carrot (see Fig. 3.46). On celery the disease appears 7 or 8 weeks after stock has been placed in cold storage with pale, ochraceous lesions at the crown end, gradually turning black, sometimes reddish. The fungus lives in the soil; use infested fields for early celery to be marketed without storage. The same species also causes leaf spot of pansy.

---

## **Cephalosporium**

► Leaf Spots.

**Cephalosporium carpogenum.** **Fruit Rot** on apple in storage, reported from Washington and Pennsylvania.

**Cephalosporium gregatum** (see *Phialophora gregata*). **Brown Stem Rot** of soybean.

**Phialophora gregata** (formerly *Cephalosporium gregatum*). **Brown Stem Rot** of soybean.

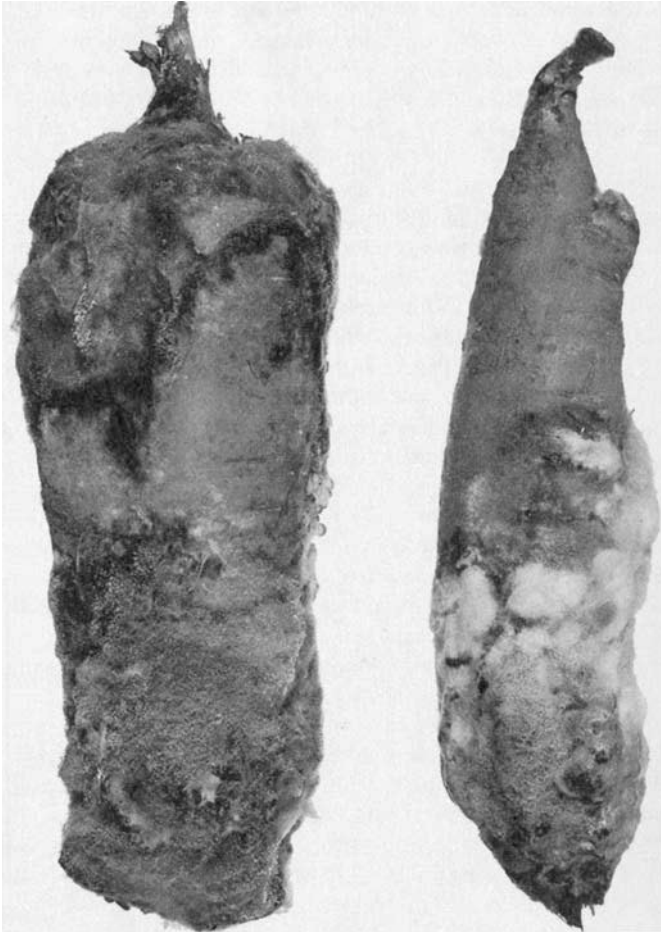
A vascular disease of major importance in the Midwest, also present in Florida, North Carolina and Virginia. It has been controlled with a long rotation – 5 years corn, 1 year soybeans.

---

## **Ceratocystis**

► Cankers.





**Figure 3.46** Storage Rot on Carrot

***Ceratocystis fimbriata* (*Endoconidiophora fimbriata*).** **Sweet Potato Black Rot**, found wherever sweetpotatoes are grown, most destructive in storage but present also in seedbed and field. Round, blackish spots extend into vascular ring or deeper; sprouts are sickly with black cankers below ground or are killed. The fungus winters in storage houses, on wild morning-glory and other weeds near the field and in soil, where it remains viable for several years. Spores are spread by the sweetpotato weevil and in wash water if potatoes are washed before storing. This fungus also infects *Jacquemontia*.

*Control.* Standard treatment has been disinfection of planting stock in a solution of borax. Using pulled sprouts provides plants free from black rot. Plan a 4-year rotation; sort carefully before storage; cure quickly at high temperature and humidity. Yellow Jersey is highly susceptible; some varieties are quite resistant.

A strain of this fungus is reported causing **Black Cane Rot** in propagating bed of *Syngonium auritum* (*Philodendron trifoliatum*) in a California nursery. Brown to black water-soaked girdling cankers, often on parts in contact with the soil, cause yellowing and death of foliage. The fungus can be eradicated by treating canes with hot water, 120°F for 30 minutes.

**Ceratocystis wagneri** (see *Ophiostoma wagneri*). **Root Rot** of lodgepole pine and ponderosa pine.

**Ophiostoma wagneri** (formerly *Ceratocystis wagneri*). **Root Rot** of lodgepole pine and ponderosa pine.

---

## **Apostrasseria (Ceuthospora)**

Deuteromycetes, Coelomycetes

Pycnidia in a valsoid stroma; conidia oblong to bacillar, extruded in tendrils; conidiophores obsolete or none.

**Apostrasseria lunata** (formerly *Ceuthospora lunata*). **Black Rot** of cranberry, developing in berries after picking. The fruit turns dark and soft. The disease is more important in Washington and Oregon. Spraying for other cranberry diseases largely controls this rot. Pick berries when dry; avoid bruises; keep them cool.

**Ceuthospora lunata** (see *Apostrasseria lunata*). **Black Rot** of cranberry, developing in berries after picking.

---

## **Chalara (Chalaropsis)**

► **Molds.**

**Chalara thielaviopsis** (formerly *Chalaropsis thielaviopsis*). **Root Rot** on poinsettia.

**Chalaropsis thielaviopsis** (see *Chalara thielaviopsis*). **Root Rot** on poinsettia.

---

## Armillaria (Clitocybe)

Basidiomycetes, Agaricales

One of the mushrooms, with gills typically decurrent (running down the stem), cap homogenous and confluent with fleshy stripe, which has neither ring nor cup; spores white or very lightly colored.

**Armillaria tabescens** (formerly *Clitocybe monadelpha*). On privet, apple.

**Armillaria tabescens** (formerly *Clitocybe tabescens*). **Mushroom Root Rot, Clitocybe Root Rot** of citrus, pecan and other fruits and many ornamentals. This root rot is as devastating in Florida as *Armillaria* rot is in California and very similar (some say the pathogen is identical). It is important in the decline of citrus groves, on orange, grapefruit, lemon, tangerine and lime on rough lemon stock; is very destructive to Australian-pine (*Casuarina*); and has been reported on more than 200 species in 59 plant families, including *Acalypha*, avocado, arborvitae, apricot, camellia, castor-bean, cherry-laurel, crape-myrtle, cotoneaster, cypress, dogwood, *Eugenia*, eucalyptus, grape, guava, glorybush, *Hamelia*, holly, *Ligustrum*, juniper, jasmine, loquat, oleander, poinciana, pomegranate, pear, *Parkinsonia*, rose, viburnum and wax-myrtle. In recent years *Clitocybe* root rot has become economically important on Georgia peach trees and has killed many lychee trees in Florida. It is said to account for 75% of rose mortality in some sections.

*Symptoms* of decline do not ordinarily develop until the pathogen has been working a number of years and has killed a large part of the root system. Often mushrooms are present at the base of trees before the tops show more than a slight yellowing or lack of vigor; but if soil is removed from the root crown, many lateral roots are found dead, and often the taproot is also gone. Infection starts at some point on the lateral roots, spreads to the base of the tree, and then to other roots. Sometimes there is gumming at the crown extending upward on the trunk. Mycelial fans or sheets are present between bark and wood; the clusters of mushrooms developing at the base are similar to those of *Armillaria*, but the black shoestring rhizomorphs are lacking. Instead, there are sometimes black, hard stromatic outgrowths from fissures in bark of infected roots. The fruiting clusters develop in fall, from mid-September to December. The caps are light tan to honey-colored, 2 to 3 1/2 inches in diameter. The rot is most prevalent on land cleared of oaks and other hardwoods, also on sandy, well-drained land subject to drought.

*Control.* Citrus trees on sour orange stock are quite resistant. Surgical treatment for fruits and ornamental trees is often quite successful. Remove the soil at least 2 or 3 feet from the trunk, working carefully to avoid injuring healthy roots. Cut off all dead roots, flush with the root crown and remove any infected oak or foreign roots in the vicinity. Cut out dead and infected bark at the root crown or the base of the trunk, being sure to collect all chips (on heavy paper placed under exposed roots) for burning. Paint all exposed surfaces with a pruning wound compound and fill in partially, disinfecting the soil with bordeaux mixture. The root crown can be left exposed to aeration and drying or, if too large a proportion of the root system has been lost, new roots can be stimulated by mounding the soil around the base to a height of several inches above the partial girdle. The new roots will come from callus formed at the margin of living bark.

Trenches 2 or 3 feet deep will aid in preventing spread to healthy trees. Fallow soil can be treated with carbon disulfide; ► *Armillaria mellea*.

**Clitocybe monadelpha** (see *Armillaria tabescens*). On privet, apple.

**Clitocybe tabescens** (see *Armillaria tabescens*). **Mushroom Root Rot, Clitocybe Root Rot** of citrus, pecan and other fruits and many ornamentals.

---

## Colletotrichum

► *Anthracnose.*

**Colletotrichum acutatum.** **Bitter Rot** of apple fruit; fruit rot of grape.

**Colletotrichum capsici.** **Ripe Rot** of pepper, **Boll Rot** of Cotton.

**Colletotrichum circinans.** **Onion Smudge**, surface rot, also on shallot, garlic and leek. Bulb or neck has a dark green or black smudge, often covered with stiff bristles of the acervuli of the fungus. Smudge is more prominent in white onions; it is confined to the neck of colored bulbs. The fungus winters on mature onions, on sets or in soil. It develops in the field at a fairly high temperature and soil moisture with most of the damage just before harvest. Cure rapidly after harvest; rotate crops; clean up debris; change to colored onions if the rot is too serious on white.

**Colletotrichum coccodes.** **Root Rot** and **Wilt** of greenhouse tomato.

**Colletotrichum gloeosporioides.** **Fruit Rot** of grape and pepper.

**Colletotrichum gloeosporioides** (formerly *Colletotrichum nigrum*). **Fruit Rot** of pepper, probably general on pepper in South and East. The fun-

gus is a wound parasite on pepper pods. The spots are irregular, indefinite, depressed, blackish. Numerous acervuli with stout setae are scattered over spots.

**Colletotrichum lilii.** **Black Scale Rot** of Easter lily, **Brown Scale.** First noticed in Louisiana in 1937, the rot immediately threatened the lily industry in that section. Bulbs are brown to nearly black when dug, with outer scales most affected. Young lesions start as irregular light brown areas, then become black and sunken owing to collapse of epidermal cells and subepidermal layers. Oldest lesions are nearly black, with tissue dry and shriveled. Stems and roots are not affected. The acervuli are small, gregarious, with many dark brown setae and continuous hyaline conidia.

**Colletotrichum nigrum** (see *Colletotrichum gloeosporioides*). **Fruit Rot** of pepper, probably general on pepper in South and East. The fungus is a wound parasite on pepper pods. The spots are irregular, indefinite, depressed, blackish. Numerous acervuli with stout setae are scattered over spots.

---

## Frammulina (Collybia)

Basidiomycetes, Agaricales

Margin of young cap turned in; gills not decurrent; stipe central; no annulus or volva; spores white or light; causing wood rots.

**Collybia velutipes** (see *Frammulina velutipes*). **Heart Rot, White Sapwood Rot** of hardwoods.

**Frammulina velutipes** (formerly *Collybia velutipes*). **Heart Rot, White Sapwood Rot** of hardwoods. The fungus is a small toadstool with central stem, base covered with dark brown velvety hairs, cap yellowish or brownish. The disease is a soft spongy white rot of sapwood of living hardwoods, particularly basswood, horse-chestnut, American elm and on catalpa. The toadstools are formed in clusters at wounds.

---

## Coniophora

Basidiomycetes, Aphyllophorales

Pileus resupinate, effuse; hymenium with one layer, cystidia lacking; spores dark; wood-destroying.

**Coniophora puteana.** **Brown Cubical Rot** of conifers and sometimes hardwoods – on slash, building timbers, and sometimes living trees. The crustlike fleshy fruiting bodies are a little over 2 inches in diameter, olive to brown with whitish margins and smooth to slightly waxy surface.

**Coniophora corrugis** (see *Cylindrobasidium corrugum*). **Sapwood Rot** of alpine fir.

**Cylindrobasidium corrugum** (formerly *Coniophora corrugis*). **Sapwood Rot** of alpine fir.

---

## Coniella (Coniothyrium)

► Cankers.

**Coniella diplodiella** (formerly *Coniothyrium diplodiella*). **White Rot** of grapes, appearing spasmodically on grapes but not one of the more important diseases. Small pycnidia appear on outside of fruit cuticle as shiny, rosy points, also on leaves. Infection is usually through wounds. Spots on ripe grapes are grayish, with brown borders.

**Coniothyrium diplodiella** (see *Coniella diplodiella*). **White Rot** of grapes, appearing spasmodically on grapes but not one of the more important diseases.

---

## Coprinus

Basidiomycetes, Agaricales

Inky cap mushrooms; hymenium lining gills; gills deliquesce into a black, inky liquid.

**Coprinus urticicola.** **Fruit Rot** of pear.

---

## Corticium

Basidiomycetes, Aphyllophorales

Pileus resupinate, effuse; hymenium with one layer, cystidia lacking; spores hyaline. *Corticium vagum* and other species with a thin film of mycelium with short, broad cells on substratum have been transferred to *Pellicularia*. Species with cystidia have been placed in *Peniophora*. See also *Corticium* under Blights.

**Butlerelfia eustacei** (formerly *Corticium centrifugum*). **Fisheye Fruit Rot** of apple, generally distributed. A dry, spongy rot often following scab.

**Corticium centrifugum** (see *Butlerelfia eustacei*). **Fisheye Fruit Rot** of apple, generally distributed.

**Corticium fuciforme** (see *Laetisaria fuciformis*). **Pink Patch** of turf, red thread.

**Corticium galactinum** (see *Scytinostroma galactinum*). **White Root Rot** of apple, also recorded on blackberry, dewberry, wineberry, peach and many ornamentals – baptisia, dogwood, holly, flowering almond, flowering plum, iris, winter jasmine, kalmia, pearl bush, peony, spirea, sumac, viburnum and white campion.

**Corticium radiosum** (see *Vesiculomyces citrinus*). **White Butt Rot** on sub-alpine fir in Colorado.

**Laetisaria fuciformis** (formerly *Corticium fuciforme*). **Pink Patch** of turf; red thread. Grass is first water-soaked, then dead, in isolated patches, 2 to 15 inches in diameter, with pinkish red gelatinous strands of the fungus matting the blades together and growing into coral red horns, 1/8 to 2 inches long. These turn brittle, break into pieces to spread the pathogen. Velvet bent grasses are more susceptible than colonial and creeping bents. Cadmium compounds will control if applied as protectants before the disease appears.

**Scytinostroma galactinum** (formerly *Corticium galactinum*). **White Root Rot** of apple, also recorded on blackberry, dewberry, wineberry, peach and many ornamentals – baptisia, dogwood, holly, flowering almond, flowering plum, iris, winter jasmine, kalmia, pearl bush, peony, spirea, sumac, viburnum and white campion. The fungus also causes a root rot of white pine and a decay of firs, affecting also western white cedar and spruce. The disease starts at the collar or on larger roots and advances rapidly outward on smaller roots. The collar may be girdled and killed while distal portions are still alive. A dense web of white mycelium covers roots and penetrates to wood, causing the white rot. The disease is prevalent on lands recently cleared of oaks.

**Vesiculomyces citrinus** (formerly *Corticium radiosum*). **White Butt Rot** on subalpine fir in Colorado.

---

## Corynespora

► Leaf Spots.

**Corynespora cassicola**. **Root Rot** on soybean.

## Cryptochaete

Basidiomycetes, Aphyllophorales

Basidocarp cartilaginous or coriaceous, erumpent, at first tuberculiform; gloecystidia yellowish or hyaline; cystidia present or lacking; spores hyaline, curved-cylindrical to allantoid, smooth.

**Cryptochaete (Corticium) polygonia** (see *Peniophora polygonia*). **White Rot** on aspen in Colorado.

**Peniophora polygonia** (formerly *Cryptochaete (Corticium) polygonia*). **White Rot** on aspen in Colorado.

---

## Cylindrocarpon

Deuteromycetes, Coelomycetes

Conidia on sporodochia; spores with several cells, like *Fusarium* but more nearly cylindrical with rounded ends; cosmopolitan in soil, occasionally pathogenic.

**Cylindrocarpon liriodendri**. **Root Rot** of tulip poplar.

**Cylindrocarpon destructans**. Sometimes listed as cause of Scale-Tip Rot of Easter lily in Pacific Northwest, but probably secondary. True cause of rot unknown.

---

## Cylindrocladium

► **Blight**s.

**Cylindrocladium clavatum**. **Root Rot** on Norfolk-island-pine.

**Cylindrocladium crotalariae** (Teleomorph, *Calonectria crotalariae*). **Cylindrocladium Black Rot** on peanut, and **Root Rot** on tulip tree and kiwi. Red crown rot; on soybean.

**Cylindrocladium scoparium**. **Root Rot** on peach and tulip-tree.

**Cylindrocladium heptaseptatum**. **Postharvest Decay** on leatherleaf fern.

**Cylindrocladium pauciramosum**. **Root and Crown Rot** on heath.

**Cylindrocladium parasiticum**. **Black Rot** of hoary-tick clover and on peanut.

**Cylindrocladium pteridis**. **Postharvest Decay** on leatherleaf fern.



**Cylindrocladium scorparium.** **Root Rot** on pine, sweet gum and tulip-tree.

---

## Daedalea

Basidiomycetes, Aphyllophorales

Pileus dimidiate to caplike and stipitate; pores waved, mazelike or somewhat resembling gills; without cystidia; hymenium labyrinthine.

**Cerrena unicolor** (formerly *Daedalea unicolor*). **Heart Rot, Canker** of maples and other living hardwoods, including alder, ailanthus, amelanchier, birch, chestnut and hackberry. Decayed wood is yellow at first, later white and soft. Conks are small, corky, often occurring in clusters, varying from brown to gray.

**Daedalea confragosa** (see *Daedaleopsis confragosa*). **White Mottled Wound Rot** of hardwoods, also on fir.

**Daedalea quercina.** **Brown Cubical Rot** of dead timber; **Heart Rot** of living trees in immediate vicinity of butt wounds, usually on oak, chestnut, sometimes on maple, birch and hickory. In advanced stages the wood is reduced to a yellow-brown friable mass, with a tendency to break into small cubes. Conks are corky and shelf-shaped, up to 7 inches wide, grayish to almost black with smooth upper surface and cream to brownish under-surface. Mouths are large, elongated, irregular. The conks are more or less perennial.

**Daedalea unicolor** (see *Cerrena unicolor*). **Heart Rot, Canker** of maples and other living hardwoods, including alder, ailanthus, amelanchier, birch, chestnut and hackberry.

**Daedaleopsis confragosa** (formerly *Daedalea confragosa*). **White Mottled Wound Rot** of hardwoods, also on fir. This is a white soft rot, a slash destroyer in eastern hardwood forests but sometimes on living trees, especially willows, near wounds. Annual leathery to rigid conks (sporophores) are shelf-shaped, up to 6 inches wide, and may occasionally encircle a small, dead stem. The upper surface is gray to brown, smooth, concentrically zoned. Mouths of tubes on undersurface are elongated, wavy in outline.

---

## Daldinia

Ascomycetes, Xylariaceae

Perithecia in a globoid to pulvinate, concentrically zoned stroma, carbonaceous to leathery, 3 to 5 cm across; spores one-celled; dark.

**Daldinia concentrica.** **Wood Rot** of ash, beech, various hardwoods and occasionally citrus. There is a superficial white rot on dead parts of living trees. On English ash the decay is called calico wood and is strikingly marked with irregular brown to black bands. Stroma containing perithecia are hemispherical, black, carbonaceous.

---

## Diaporthe

► **Blights.**

**Diaporthe phaseolorum.** **Sweetpotato Dry Rot.** If diseased potatoes are planted, the sprouts are affected, but the disease shows little in the field. The roots, infected at the stem end, continue to rot in storage. They are shrunken, often mummified, covered with papillae, which are pycnidia under the skin massed in a coal-black stroma. Optimum temperature for the fungus is 75° to 90°F. Use cool storage.

**Diaporthe citri.** **Phomopsis Stem End Rot, Melanose,** general on citrus; **Stem Rot** of mango. The rot on fruits is a leathery, pliable, buff to brown area at the button end. The melanose is a superficial marking of fruits with yellow or brown, scabby, waxy dots or crusts, on leaves, twigs and fruit, often in streaks. On lemon trees, especially variety Eureka, there is a condition known as decorticosis or shell bark. The outer bark dies, loosens, peels off in longitudinal strips. New bark forms below this, and the tree may recover only to develop the disease again in 4 or 5 years. Some leaves and twigs die; the fungus winters in dead wood.

*Control.* A single copper spray, bordeaux or a neutral copper, applied within 1 to 3 weeks after fruit is set, controls melanose. Copper applied in summer induces excessive cork formation in the melanose lesions, a condition known as star melanose. Applied early, it is noninjurious.

**Diaporthe phaseolorum.** **Fruit Rot** of pepper and tomato, also pod blight of lima bean. ► **Blights.**

---

## Dichotomophthora

► **Cankers.**

**Dichotomophthora portulacae.** **Black Stem Rot** on common purslane.

## Diplodia

### ► Blights.

**Diplodia natalensis** (see *Lasiodiplodia theobromae*). **Diplodia Collar and Root Rot, Fruit Rot, Gummosis**, general on citrus, sometimes peach, mango and avocado.

**Diplodia opuntia**. **Cladode Rot** of cactus.

**Diplodia phoenicum**. **Leaf and Stalk Rot** of date palms, **Fruit Rot**. The disease is sometimes fatal to transplanted offshoots. Leaves decay and die prematurely; spores are produced in great abundance. Infection is through wounds. Remove diseased tissue as far as possible and apply copper-lime dust.

**Diplodia pinastri**. **Collar Rot** of pine.

**Diplodia theobromae** (see *Lasiodiplodia theobromae*). Sometimes considered a synonym of *D. natalensis*.

**Diplodia tubericola** (see *Lasiodiplodia theobromae*). **Java Black Rot**, general on sweetpotatoes, especially in the South.

**Diplodia zeae** (see *Stenocarpella maydis*). **Diplodia Corn Ear Rot, Root and Stalk Rot**, seedling blight.

**Lasiodiplodia theobromae** (formerly *Diplodia natalensis*). **Diplodia Collar and Root Rot; Fruit Rot, Gummosis**, general on citrus, sometimes peach, mango and avocado. On fruit, the rot resembles Phomopsis rot in being a leathery pliable decay of the stem end. It can be prevented by spraying with bordeaux mixture, adding 1% oil to check the increase in scale insects after the copper kills entomogenous fungi keeping them in check. The collar rot may girdle young trees and produce some gumming. Trees affected with root rot seldom recover and should be removed.

**Lasiodiplodia theobromae** (formerly *Diplodia theobromae*). Sometimes considered a synonym of *D. natalensis* but differentiated by pycnidia developed in a stroma instead of on a subiculum and by darker spores. Causing rots of tropical fruits, stem-end rot of avocado and collar rot of peanuts. The peanut rot appears in Georgia, Florida and Alabama. Runners and central stem are invaded; they are brown at first, then black with pycnidia.

**Lasiodiplodia theobromae** (formerly *Diplodia tubericola*). **Java Black Rot**, general on sweetpotatoes, especially in the South. So named because the first diseased specimens came from Java; this is strictly a storage rot. The inner part of the tuber is black and brittle; innumerable pycnidia are pro-

duced under the skin, giving it a pimply appearance. The potato is finally mummified. Use care in handling so skins are not broken or bruised; cure properly after harvest; have suitable temperature in the storage house.

**Stenocarpella maydis** (formerly *Diplodia zeae*). **Diplodia Corn Ear Rot, Root and Stalk Rot**, seedling blight. This is one of several fungi commonly causing ear rot in corn. The rot is dry, varying from a slight discoloration of kernels to complete rotting of the ear. Seedlings and inner stalks have a dry, brown decay. Another species (*D. macrospora*) is similar but less common, found in more humid, warmer regions. The rot is greater in smutted plants. Treat seed before planting with Spergon.

---

## Diplodina

► Leaf Spots.

**Diplodina persicae. Fruit Rot** of peach, found in Louisiana in 1952, affecting stem and leaves as well as fruit. All varieties are susceptible.

---

## Epicoccum

► Leaf Spots.

**Epicoccum nigrum. Postharvest Decay** on cantaloupe.

---

## Echinodontium

Basidiomycetes, Aphyllophorales

Hymenium in the form of teeth with spiny serrate margins; pileus caplike to crustose.

**Echinodontium tinctorium.** The Indian paint fungus causes **Brown Stringy Rot, Heartwood Rot** of living conifers – balsam fir, hemlock, Engelmann spruce, larch, and Douglas-fir – chiefly in the West, often with large losses in forest stands. Light brown to tan spots are produced in heartwood accompanied by small radial burrows resembling insect galleries. Rusty streaks follow the grain. In older trees rot can extend entire length of heartwood and into roots. External signs of decay are hard, woody, hoof-shaped perennial conks, the upper surface dull black, cracked, the undersurface gray,

covered with coarse teeth, the interior rust are brick red with a pigment used by the Indians for paint. Even one fruiting body is indicative of extensive decay.

---

## Polyporus (Favolus)

Basidiomycetes, Aphyllophorales

Pileus usually stipitate; lamellae forking irregularly to form elongate, rhomboidal pores.

**Favolus alveolaris** (see *Polyporus mori*). **Heart Rot** of hickory.

**Polyporus mori** (formerly *Favolus alveolaris*). **Heart Rot** of hickory.

---

## Fomes

Basidiomycetes, Aphyllophorales

Pileus woody, perennial, with tubes in layers; common cause of wood decay. Spores hyaline to brown to nearly black.

**Fomes annosus** (see *Heterobasidion annosum*). **Heart Rot, Root and Butt Rot, Spongy Sap Rot** of conifers, sometimes hardwoods; also **Root Rot** on juniper and rhododendron.

**Fomes applanatus**. ▶ *Ganoderma applanatum*.

**Fomes connatus**. **White Spongy Rot** of heartwood of living hardwoods, most prevalent on maples, especially red and sugar maples. Entrance is through wounds or branch stubs, but fruiting is usually on basal stems or scars. Conks appear annually but are perennial, small, less than 6 inches wide, hoof-shaped, corky to woody, white to yellowish, the upper surface covered with moss or algal growth. There is usually a limited area of decay.

**Fomes everhartii** (see *Phellinus everhartii*). **Yellow Flaky Heart Rot** of living hardwoods, including birch and beech and especially oaks.

**Fomes fomentarius**. **White Mottled Rot** of birch, beech, poplar, maple, and other hardwoods. This fungus mostly decays dead timber; sometimes it attacks living trees. The wood is brownish, firm in early stages of decay, but in advanced stages is yellowish white, soft, spongy, with narrow dark zone lines and small radial cracks filled with yellow mycelium, giving a mottled effect. Decay starts in upper part of the bole and progresses downward. Conks are profuse on dead trees. They are hard, perennial, hoof-shaped, up to 8 inches wide, with a smooth concentrically zoned upper surface, gray to

brown undersurface. The interior is brown, punky, with tubes encrusted with white.

**Fomes fraxinophilus** (see *Perenniporia fraxinophila*). **White Mottled Rot** of ash, a heartwood rot most common on white ash, also on green ash and willow.

**Fomes igniarius** (see *Phellinus igniarius*). **White Spongy Rot, White Trunk Rot, Heart Rot**, on a wide variety of hardwoods but not on conifers.

**Fomes officinalis (Fomitopsis officinalis)** (see *Fomitopsis officinalis*). **Brown Trunk Rot** of conifers infecting heartwood of living larch and other trees.

**Fomes pini (Trametes pini)** (see *Phellinus pini*). **Red Ring Rot**, white pocket rot, of conifers, especially Douglas-fir, larch, pine and spruce, causing heavy forest losses.

**Fomes pinicola** (see *Fomitopsis pinicola*). **Brown Crumbly Rot** of many conifers and some hardwoods – maple, birch, beech, hickory, peach – usually on dead trees, occasionally in heartwood of living trees.

**Fomes rimosus** (see *Phellinus robiniae*). **Heart Rot** on locust.

**Fomes robustus** (see *Phellinus robustus*). **Heart Rot** of cacti and other desert plants; of oak, fir, juniper, in different strains.

**Fomes roseus** (see *Fomitopsis rosea*). **Brown Pocket Rot**, cubical rot of heartwood of living conifers, particularly Douglas-fir.

**Fomitopsis officinalis** (formerly *Fomes officinalis (Fomitopsis officinalis)*).

**Brown Trunk Rot** of conifers infecting heartwood of living larch and other trees. Intensely white spore surface; very bitter, known as the quinine fungus.

**Fomitopsis pinicola** (formerly *Fomes pinicola*). **Brown Crumbly Rot** of many conifers and some hardwoods – maple, birch, beech, hickory, peach – usually on dead trees, occasionally in heartwood of living trees. Sporophores are shelf- to hoof-shaped, 2 to 10 inches across, sometimes up to 2 feet, upper surface gray to black, often with a red margin, underside white to yellow when fresh.

**Fomitopsis rosea** (formerly *Fomes roseus*). **Brown Pocket Rot**, cubical rot of heartwood of living conifers, particularly Douglas-fir. Decay originates in upper part of bole. Wood is yellow to reddish brown, soft, breaking into irregular cubes. Woody bracket conks, up to 6 inches wide, have black tops and rose undersurface. Infection is through dead branch stubs and broken tree tops.

**Heterobasidion annosum** (formerly *Fomes annosus*). **Heart Rot, Root and Butt Rot, Spongy Sap Rot** of conifers, sometimes hardwoods; also

**Root Rot** on juniper and rhododendron. Infection is through wounds. Tissue thin, mycelial felts are formed between bark and wood, which is pinkish to violet in incipient states. In advanced stages white pockets are formed in wood. Perennial conks are bracket-shaped to flat layers, upper surface zonate, light to dark grayish brown, undersurface beige with small pores. Infection is sometimes through dead roots from mycelium growing through soil, sometimes by spores washed by rain or carried by rodents.

**Perenniporia fraxinophila** (formerly *Fomes fraxinophilus*). **White Mottled Rot** of ash, a heartwood rot most common on white ash, also on green ash and willow. Conks are up to a foot wide, with dark, rough upper surface, brownish underneath, appearing first when wood has decayed only a short distance. Infection is usually through branch stubs.

**Phellinus everhartii** (formerly *Fomes everhartii*). **Yellow Flaky Heart Rot** of living hardwoods, including birch and beech and especially oaks. Infection is usually limited to the lower trunk, and the flaky character is because the decay is more rapid between rays. There are narrow, dark brown zone lines. Gnarled swellings on the trunk indicate sapwood invasion. The conks are perennial, hard, woody, shelf-shaped, up to a foot wide, with the yellow-brown upper surface becoming black, charred, rough, concentrically grooved with age. The undersurface is reddish brown.

**Phellinus ingiarius** (formerly *Fomes igniarius* (*Phellinus igniarius*)). **White Spongy Rot**, white trunk rot, heart rot, on a wide variety of hardwoods but not on conifers. Aspen and birch are particularly susceptible. Decay is mostly confined to heartwood, but in yellow birch living sapwood is killed, causing cankers on the trunk. In an advanced stage the decay is soft, whitish, with fine black lines running through it. The conks are perennial, hard, woody, thick, usually hoof-shaped, up to 8 inches wide, the upper surface gray to black, becoming rough and cracked with age; undersurface is brown and the interior rusty brown with many layers of tubes, the oldest stuffed with white. Infection is through branch stubs and open wounds. A single conk may indicate 15 linear feet of rot in heartwood.

**Phellinus pini** (formerly *Fomes pini* (*Trametes pini*)). **Red Ring Rot**, white pocket rot, of conifers, especially Douglas-fir, larch, pine and spruce, causing heavy forest losses. Decay starts as a purplish or red discoloration of the heartwood, but in an advanced stage there are many soft, white fibrous pockets separated by sound wood. Sporophores vary from shelf- to bracket- to hoof-shaped, averaging 4 to 8 inches across, rough gray to brownish black with light brown margin on upper surface and gray to brown underneath.

Tube mouths are circular to irregular. On living trees conks are formed at knots or branch stubs.

**Phellinus robiniae** (formerly *Fomes rimosus*) **Heart Rot** on locust.

**Phellinus robustus** (formerly *Fomes robustus*). **Heart Rot** of cacti and other desert plants; of oak, fir, juniper, in different strains. Context of sporophores bright yellow-brown; spores hyaline.

## Fusarium

Deuteromycetes, Coelomycetes

Mycelium and spores generally bright in color. Macroconidia fusoid-curved, septate, on branched conidia in slimy masses, sporodochia; smaller microconidia with one or two cells; resting spores, chlamydo spores, common. Teleomorph state when known usually in Hypocreales, *Nectria* or *Gibberella*. Cause of many important rots, wilts, and yellows diseases. Classification difficult, with different systems and synonyms, many forms and races. (see Fig. 3.47)

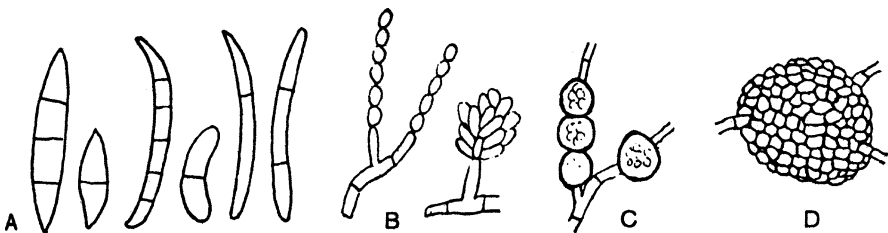
**Fusarium acuminatum**. **Fruit Rot** of squash and pumpkin.

**Fusarium avenaceum**. **Crown Rot** of Eustoma. Associated with cereal diseases, fruit and storage rots, but now included in *F. roseum* by many pathologists. **Fruit Rot** of squash and pumpkins.

**Fusarium culmorum**. Also on cereals, included in *F. roseum* by many pathologists. **Fruit Rot** of squash and pumpkins, also **Root and Basal Rot** of leak.

**Fusarium equiseti**. **Fruit Rot** of squash and pumpkin.

**Fusarium moniliforme** (Teleomorph, *Gibberella fujikuroi*). **Ripe Rot** of figs, carried by the pollinating fig wasp; **Root, Stalk, Pink Kernel Rot** of corn. The rotted kernels are pink to reddish brown; the stalks have brown lesions, may break over or ripen prematurely.



**Figure 3.47** Forms of *Fusarium*. **A** septate macroconidia; **B** microconidia in chains or a head; **C** chlamydo spores; **D** sclerotium



**Fusarium oxysporum.** Reported as causing a new disease of soybean in Missouri and Iowa. Root rot, with rapid wilting and drying of leaves; most severe on seedlings.

**Fusarium oxysporum.** **Root Rot** on apple and sage; tomato hypocotyl rot on sugar pine, red and white firs; stem rot on zygocactus; and rot of stone plant. This pathogen may also be seedborne and pathogenic on Douglas-fir. Root and crown rot; of leafy spurge.

**Fusarium oxysporum.** **Iris Basal Rot** on bulbous varieties of iris. Plants fail to emerge, or turn yellow, wilt and die. Roots are few or none. The bulb is infected at the base, which shrinks; the husk adheres firmly, sometimes with a white or reddish mass of mycelium. The rot is more serious in warm climates and on yellow rather than blue varieties. De Wit is very susceptible; Wedgewood is quite resistant.

*Control.* Avoid bruising bulbs in digging; sort and discard diseased bulbs right after digging; dry bulbs rapidly.

**Fusarium oxysporum.** **Tulip Basal Rot.** Leaves growing from diseased bulbs turn red, wilt and die; roots are few or none. Bases of bulbs have a rather firm rot with white or pink felty masses of spores. The diseased area usually turns chalky. This is primarily a storage disease in bulb sheds and warehouses.

**Fusarium oxysporum** f. sp. **batatas.** **Sweetpotato Stem Rot,** a widespread field disease, destroying more than 50% of plants in some fields. This fungus also infects *Jacquemontia*. The stem rot is conspicuous about 2 weeks after sprouts are set. Sprouts are yellow or dead, and the vines brown or black, often split near the ground. Some plants develop new roots above the decayed section and so survive. Sweetpotatoes from infected plants are small, decayed at the stem end, with vascular tissues brown. The fungi winter in stored roots and can live indefinitely in soil. Varieties Big Stem Jersey, Little Stem Jersey, Maryland Golden and Nancy Hall are very susceptible; Porto Rico is intermediate; Southern Queen, Triumph, and Yellow Strassburg are quite resistant.

**Fusarium oxysporum** f. sp. **cepae.** **Bulb Rot, Basal Rot** of onion, shallot and garlic. In the field there is progressive yellowing and dying back from tips, the roots commonly turning pink and gradually decaying. The rot is often associated with wounds of maggots and other insects. In storage the rot is most active at room temperature or above.

**Fusarium oxysporum** f. sp. **chrysanthemi.** **Fusarium Wilt** of chrysanthemum.

**Fusarium oxysporum** f. sp. **gladioli** (*F. orthoceras* var. *gladioli*). **Fusarium Brown Rot, Yellows** of gladiolus, a major disease in some sections. Most infection takes place in the field, but subsequent decay appears in storage. Corm lesions are first small, reddish brown, more often on lower half of corm. They enlarge in storage to irregular to circular, sometimes zonate brown areas, which do not infrequently advance until the whole corm is a hard, dry, brownish black mummy. Infection comes from old corms, the fungus penetrating through the basal plate and the center of the new corm. The latter may be entirely decayed in storage, with the fungus advancing from the center to the outside, causing brown to black surface lesions.

Symptoms of yellows, a vascular disease, include bending of young leaf stalks, cupping of leaf stalks in older plants, crooked flower stems, often greener than normal and a curving of growth away from the side of the corm showing rot. There is gradual yellowing and dying of foliage, starting with the oldest leaves. Picardy and Spotlight varieties are particularly susceptible. Nitrogenous fertilizers and manures, especially where phosphorus is low, increase corm rot.

*Control.* Cure immediately after digging at 95°F to develop wound periderm and cuticle resistant to the fungus; use resistant varieties where possible or a 3- to 4-year rotation.

**Fusarium oxysporum** f. sp. **lilii**. **Basal Rot** of lily, on bulbs, roots, stems of garden and native lilies; **Corm Rot** of crocus, also on freesia and cactus (*Cereus*). A chocolate rot at base of scales next to the basal plate progresses until the scales fall away. The disease is more destructive to Madonna and some other garden lilies; it is seldom a problem with Easter lilies grown in the Northwest. Keep bulbs cool in storage, and plant in cool soil. Infection comes from contaminated soil as well as diseased bulbs.

**Fusarium oxysporum** f. sp. **narcissi** (*F. bulbigenum*). **Narcissus Basal Rot**, general on hardy varieties, rare on polyanthus varieties. Rot begins at the root plate at base of bulbs and spreads through central portions first, extension of the rot being more rapid in affected scales than across to adjacent healthy scales. Rotted tissue is chocolate or purplish brown, the mycelium a delicate web of white or pink threads. The rot is dry, spongy, with little external evidence; it is primarily a storage or transit disease, but it may occur in the field late in the season. When lightly infected bulbs are planted, there is no root development, and plants are stunted. Basal rot is spread in hot-water treatment for nematodes. It is more prevalent where soil temperatures

are above 65°F and on large trumpet varieties. Golden Harvest is much more susceptible than King Alfred.

*Control.* Discard all bulbs showing rot, or that are soft when pressed; if disease has occurred previously, plant in a new location.

**Fusarium oxysporum** f. sp. **radicis-lycopersici**. **Root and Crown Rot** of tomato.

**Fusarium oxysporum** var. **redolens**. **Root Lesions** of pine.

**Fusarium poae**. **Carnation Bud Rot, Silver Spike Disease** of bluegrass.

The interior of carnation buds is brown or pink, decayed, moldy and often infested with grass mites, which have introduced the spores. The disease is favored by excessive dampness. Pick and destroy diseased buds; control mites.

On bent grasses, fescues and especially Kentucky bluegrass, seed heads wither before they are fully expanded, appearing silvery. Seeds are aborted, and in moist weather copious mycelium grows from decayed areas in culms. The pathogen is disseminated and grass inoculated by the grass mite (*Siteroptes graminum*). Burning over dead grass is a practical means of control.

**Fusarium proliferatum**. **Root Rot** and **Stem Wilt** on asparagus in CT.

**Root Rot** and **Crown Rot** of clovers and leafy spurge, **Bulb Rot** of onions.

**Fusarium roseum**. **Peppermint Root** and **Rhizome Rot**. Reported from Oregon as part of a complex with *Rhizoctonia solani* and *Pythium* sp. Necrotic lesions girdle rhizomes; new shoots damp-off. Fall-plowed mint gave stronger stands. This pathogen also causes seedling stem rot on Douglas-fir.

**Fusarium cerealis**. **Stem Rot** of carnation and cereals. Roots and stems of cuttings and young plants rot; in older stock the diseased tissue turns brownish red or crimson. Infection is only through injured, weak or old tissue.

**Fusarium semitectum**. **Corky Dry Rot** on cantaloupe.

**Fusarium solani**. **Tuber Rot** on caladium and **Stem Rot** on chrysanthemum, Fraser fir, Douglas-fir, dieffenbachia (cutting rot), and sweetpotato (root rot); shefflera is susceptible with no symptoms. Root rot; this pathogen also causes root rot of apple. **Root and Crown Rot** of leafy spurge.

**Fusarium solani** (Teleomorph, *Nectria haematococca*). **Stem Rot** and **Wilt** of *Exacum*.

**Fusarium solani** f. sp. **cucurbitae** (Teleomorph, *Hypomyces solani*). **Fusarium Root Rot** of cucurbits, primarily pumpkin and squash, occasionally muskmelon, watermelon and cucumber. The fungus usually girdles the plant at ground level with a soft dark decay, resulting in a striking wilt of the entire vine. Fruits on the ground may be rotted and the fungus carried on seed to

infest clean soil. Do not plant cucurbits in land known to be contaminated.

**Fusarium solani** f. sp. **phaseoli**. **Dry Root Rot** of bean and lima bean, common but most important in New York, Idaho and other areas intensively cropped for many years. Indefinite reddish lesions or streaks on taproot and subterranean stem turn dark brown to black. Lateral roots are reduced and plants stunted. This is a late season disease favored by warm soil. The fungus winters in crop refuse and soil and may be carried in dust on seed. The best control is a long rotation between crops.

**Fusarium solani** f. sp. **psi**. **Root Rot** on chick-pea, spruce, pine, fir, and hemlock.

**Fusarium subgutinans**. **Collar Rot** and **Foliar Blight** on Chinese evergreen.

**Fusarium** sp. **Root and Seed Rot** of bird-of-paradise (*Strelitzia*), part of a fungus complex. Controlled by treating seed in hot water, 135°F for 30 minutes, and immediately cooling in cold water and treating planting medium with methyl bromide or steam.

**Fusarium** sp. **Dill Root Rot, Wilt**, discovered in Ohio in 1949. Symptoms include browning of roots, necrosis of vascular system, yellowing, wilting and death. Young plants are most susceptible. Seed treatment did not give satisfactory control.

**Fusarium** sp. **Root Rot** of sweet peas, reported as prevalent in Montana. Plants turn yellow when in bloom with necrosis of vascular system which leads to drying up of plant.

---

## Gaeumannomyces

**Gaeumannomyces graminis** var. **graminis**. **Blight** of centipede grass and Bermudagrass. Root rot; of St. Augustinegrass. Leaf yellowing and root mass reduction; of Zoysia.

---

## Ganoderma

Basidiomycetes, Aphyllophorales

Differing from *Fomes* in having spores truncated at one end and two-layered, the spines of the brown endospore projecting into hyaline exospore. Sporophore has a hard crust, formed by a layer of thick-walled, elongated cells.

**Ganoderma applanatum** (Syn. *Fomes applanatus*). **White Mottle Rot**, widely distributed on hardwoods, maple, beech, alder, acacia, birch, horsechestnut, hawthorn and hickory, and sometimes on conifers. The rot is ordinarily on dead timber, but the fungus can attack living trees through wounds and destroy heartwood for a few feet. In early stages the wood is somewhat bleached, surrounded by a dark brown band. This shelf fungus is called artists' conk because the white undersurface immediately turns brown when bruised and can be used for writing or etching pictures. The upper surface is smooth, zoned, gray or gray-black; up to 2 feet wide.

**Ganoderma curtisii** (see *Ganoderma lucidum*). Perennial, with several layers of pores.

**Ganoderma lucidum** (formerly *Ganoderma curtisii*). Perennial, with several layers of pores.

**Ganoderma lucidum** (Syn. *Polyporus lucidus*). The varnish or lacquer fungus causes **Heart Rot** of eastern hardwoods and conifers, especially hemlock, reported also on boxwood, hackberry, sassafras, maples and citrus. This fungus may be an important facultative parasite on city shade trees. The rot is white, spongy, with black spots scattered throughout. The conks are annual, with a reddish, shiny, lacquered upper surface and a short, thick lateral stalk; common on logs, stumps, standing or fallen trees.

**Ganoderma zonatum**. **Butt Rot** of queen palms, Florida.

**Ganoderma zonatum**. On mesquite, in Texas.

---

## Greeneria

Deuteromycetes, Coelomycetes

**Greeneria uvicola**. **Bitter Rot** of grape.

---

## Gibberella

► **Blight**s.

**Gibberella zeae** (Anamorph, *Fusarium graminearum*). **Corn Root Rot**, **Stalk Rot**, **Ear Rot**, also **Fusarium Head Blight** or **Scab** of cereals and grasses. Corn is attacked at all ages, with both roots and kernels rotted. Conidia are pinkish in mass; black perithecia are numerous on overwintered corn

stalks and residues. Hybrid corn with loose husks exposing the ear tip or varieties with upright ears retaining water are more apt to be infected. Rotation and clean plowing aid in control.

---

## Gilbertella

Zygomycetes, Mucorales

**Gilbertella persicaria.** Fruit Rot on peach.

---

## Gloeosporium

▶ Anthracnose.

**Colletotrichum gloeosporioides** (formerly *Gloeosporium foliicolum*). (*Glomerella cingulata*). Fruit Rot on citrus fruits.

**Gloeosporium foliicolum** (see *Colletotrichum gloeosporioides*). (*Glomerella cingulata*). Fruit Rot on citrus fruits.

---

## Gloeotinia

**Gloeotinia granigera** (formerly *Gloeotinia temulenta*). Blind Seed Rot on grass.

**Gloeotinia temulenta** (see *Gloeotinia granigera*). Blind Seed Rot on grass.

---

## Glomerella

▶ Anthracnose.

**Glomerella cingulata.** Bitter Rot of apple and pear, Fruit Rot of peach, also Stem Rot, Canker, Dieback of many fruits and ornamentals, Ripe Rot of grapes. Bitter rot is a late season disease of apple, often destructive in central and southern states. The fruits have light brown circular spots, which gradually enlarge; they cover rotting flesh, which has a bitter taste. Lesions become concave and have concentric rings of pink to dark spore pustules in sticky masses. Spores are splashed by rain or carried by flies and other

insects. Eventually apples turn into dry, shriveled mummies, in which the fungus overwinters and where the ascospore stage is produced. Large limbs have oval, roughened, sunken cankers. The disease is favored by hot muggy weather.

Apple varieties vary greatly in resistance, and some, like Yellow Newtown, are resistant to the canker but susceptible to fruit rotting. Varieties somewhat resistant include Delicious, Rome Beauty, Stayman Winesap, Winesap and York Imperial. Ripe rot starts on grapes as they mature and gives a bitter taste to the pulp. To control disease remove mummies from trees and prune out dead twigs and cankers.

**Glomerella cingulata** var. **vaccinii**. **Cranberry Bitter Rot**, a field and storage rot. A soft brownish yellow discoloration develops on fruit late in the season, most serious in a hot July and August.

---

## Godronia

Ascomycetes, Helotiales

Apothecia coriaceous, pitcher-shaped; spores filiform, hyaline.

**Godronia cassandrae** (*Fusicoccum putrefaciens*). **Cranberry End Rot**, general on cranberry, with the ascospore stage also found on dead branches of leatherleaf (*Cassandra*). The rot appears late, often after picking and packing, and is enhanced by injuries during harvesting and screening. It starts at either blossom or stem end of the berry; the fruit becomes soft and light-colored.

**Godronia cassandrae** f. sp. **vaccinii**. On blueberry.

---

## Guignardia

► Blotch.

**Botryosphaeria vaccinii** (formerly *Guignardia vaccinii*). **Cranberry Early Rot, Scald, Blast**, general on cranberry and sometimes on huckleberry. All aerial plant parts are attacked, but the disease is more destructive to the fruit. Young fruit may blast and shrivel, but more often rot starts as a light-colored soft spot when fruit is half grown. The berry mummifies, turns black and is covered with small pycnidia. Leaves have reddish brown spots, sometimes drop prematurely.



**Figure 3.48** Black Rot of Grapes

**Guignardia bidwellii.** **Black Rot** of grapes, widespread, principal cause of failure of European grapes in eastern United States, causing more loss than all other grape diseases combined. All parts of the vine are attacked. On leaves, reddish brown dead spots are sprinkled with black pycnidia. Rot starts on half-grown fruit as a pale spot, soon turning brown and involving the entire berry, which shrivels into a black wrinkled mummy, dropping or remaining in the cluster (see Fig. 3.48). Some berries shatter if attacked early. Ovoid conidia and sometimes microconidia (spermatia) are formed on leaves, berries and canes. Ascospores are produced in overwintered mummied berries. Primary infection in spring comes from either spore form.

**Thecaphora deformans.** **Seed Smut** of lupine.

*Control.* If mildew is also a problem, use a fixed copper. Cultivate in early spring so as to cover old mummies with soil and so eliminate that source of inoculum.

**Guignardia vaccinii** (see *Botryosphaeria vaccinii*). **Cranberry Early Rot, Scald, Blast**, general on cranberry and sometimes on huckleberry.

---

## Helicobasidium

Basidiomycetes, Septobasidiales



An exposed cottony hymenium or fruiting layer; basidia transversely septate; spores coiled like a watch spring.

**Helicobasidium corticioides.** **Brown Pocket Rot** on subalpine fir, in Colorado.

**Helicobasidium brebissonii** (Anamorph, *Rhizoctonia crocorum*). **Violet Root Rot** of potato, sweetpotato, asparagus, beet, carrot and some ornamentals – ash, catalpa, chinaberry, crocus, elm, mulberry, parthenocissus and western soapberry. The fungus invades roots from the soil, turning them reddish or violet. The disease is confined to underground parts unless continuously wet weather allows the reddish-purple mycelium to grow up the stem. Small, darker sclerotia are embedded in this purplish mat, which turns brown with age.

---

## Helminthosporium

► **Blight.**

**Bipolaris cactivora** (formerly *Helminthosporium cactivorum*). **Stem Rot** of cacti, **Basal or Top Rot** of seedling cacti, which turn into a shrunken brown mummy covered with spores. Initial symptoms are yellow lesions; rotting may be complete in 2 to 4 days.

**Exserohilum turcicum** (formerly *Helminthosporium turcicum*). **Crown Rot** of sweet corn, **Leaf Blight**. ► **Blight.**

**Helminthosporium cactivorum** (see *Bipolaris cactivora*). **Stem Rot** of cacti, **Basal or Top Rot** of seedling cacti.

**Helminthosporium sesami.** **Stem Rot** on sesame in Texas.

**Helminthosporium turcicum** (see *Exserohilum turcicum*). **Crown Rot** of sweet corn, **Leaf Blight**.

---

## Hericium

Basidiomycetes, Aphyllophorales

Fleshy, branched or unbranched, with subulate spines long and pendant; spores spherical or subspherical, staining blue with iodine. Like *Hydnum* but sporophore formed on wood, not on the ground.

**Hericium erinaceus** (Syn. *Hydnum erinaceus*), hedgehog fungus. **White Heart Rot**, occasional on living oak, maple and other trees. The soft white spongy rot may entirely decompose the tissue, leaving large hollows lined with yellowish mycelium. Sporophores are annual; soft, white, browning with age, globular with a hairy top and long slender teeth on the lower surface.

---

## Grandinia (Hyphodontia)

Basidiomycetes, Aphyllophorales

**Grandinia granulosa** (formerly *Hyphodontia aspera*). **Root and Butt Rot** of spruce.

---

## Hypholoma

Basidiomycetes, Agaricales

Margin of cap with a curtainlike veil; stipe with incomplete or vanishing ring; spores purple.

**Hypholoma sublateritium**. **Root Rot** of currant.

---

## Idriella

Deuteromycetes, Hyphomycetes

Mycelium hyaline to brown; conidophores brown, simple, nonseptate, narrowed above, with prominent spore scars; conidia (sympodulospores) lunate to falcate, with pointed ends, produced in clusters near apex of the conidiophore; aleuriospores brown, several-celled.

**Idriella lunata**. **Root Rot** on strawberry.

---

## Inonotus

**Inonotus tomentosus** (Syn. **Polyporus tomentosa**). **Root Rot** of spruce.

---

## Irpex

Basidiomycetes, Aphyllophorales

Resupinate, effused-reflexed, or shelf-like; younger parts of hymenophore are poroid; with increasing age produce flattened teeth.

**Irpex lacteus.** Wood Rot and Decline of apple.

---

## Gliocladium (Isaria)

Deuteromycetes, Hyphomycetes

Conidiophores equally distributed on a synnema, erect fascicle of hyphae; conidia hyaline, one-celled, ovoid; some species in insects.

**Gliocladium roseum** (formerly *Isaria clonostachoides*). **Isaria Rot** of tomato. Fruits are partly covered with cottony mycelium, white turning pink or orange and becoming granular, but rot remaining firm. Reported from around Washington, D.C.

**Isaria clonostachoides** (see *Gliocladium roseum*). **Isaria Rot** of tomato.

---

## Kluyveromyces

Ascomycetes, Saccharomycetaceae

**Kluyveromyces marxianus** var. **marxianus.** **Soft Rot** of onion caused by a true yeast on bulbs.

---

## Lasiodiplodia

Deuteromycetes, Coelomycetes

**Lasiodiplodia theobromae.** **Collar Rot** on peanut.

---

## Lentinus

Basidiomycetes, Agaricales

Gills are notched or serrate at edge, decurrent, stipe often lateral or lacking cap, tough-fleshy to leathery; spores white.

**Lentinus lepideus** (see *Neolentinus lepideus*). **Scaly Cap**, causing a brown cubial rot of coniferous wood and sometimes decaying heartwood of living pines.

**Lentinus tigrinus**. **Sapwood Rot**, white mottled butt rot of living hardwoods, commonly associated with fire scars and one of the most important decay fungi in the Mississippi Delta. Fruiting body is white with cap depressed in center, more or less covered with blackish brown hairy scales, rarely developing on living trees.

**Neolentinus lepideus** (formerly *Lentinus lepideus*). **Scaly Cap**, causing a brown cubial rot of coniferous wood and sometimes decaying heartwood of living pines.

---

## Lenzites

Basidiomycetes, Aphyllophorales

Pores elongated radially to resemble gills; pileus shelflike; woolly and zonate above.

**Gloeophyllum sepiarium** (formerly *Lenzites saepiaria*). **Timber Rot, Brown Pocket Rot**, usually of dead sapwood, occasionally a heart rot, rarely on living trees. This is the common destroyer of coniferous slash; it is found on telephone poles and other timber. Fruiting bodies are long narrow shelves coming from cracks, the upper surface a yellow red to dark reddish brown.

**Lenzites betulina**. **Heart Rot** of birch and cypress.

**Lenzites saepiaria** (see *Gloeophyllum sepiarium*). **Timber Rot, Brown Pocket Rot**, usually of dead sapwood, occasionally a heart rot, rarely on living trees.

---

## Leptosphaeria

► **Blights.**

**Leptosphaeria korrae**. **Root and Crown Rot** of turf grasses (necrotic ring spot).

---

## Macrophoma

► Cankers.

**Macrophoma** sp. **Fruit Rot** of grape.

---

## Macrophomina

Deuteromycetes, Coelomycetes

Spores hyaline, one-celled, in pycnidia.

**Macrophomina phaseolina** (Anamorph, *Sclerotium* or *Rhizoctonia bataticola*). **Charcoal Rot, Ashy Stem Blight**, on many plants in warm climates and sometimes in temperate zones. The name for the sterile stage comes from sweetpotato, and the term charcoal rot is used because the interior of the potato becomes jet black.

The fungus lives in the soil, is particularly prevalent in warm soils and attacks roots and stems of a varied list of hosts, including bean, lima bean, soybean, beet, corn, cowpea, cabbage, eggplant, garlic, gourds, pepper, strawberry and watermelon; also chrysanthemum, dahlia, garden mallow, mountain-laurel, marigold and zinnia. In most cases the pycnidial stage is not formed. The mycelium spreads through the soil, and very small black sclerotia are formed in great abundance on or in lower stems and roots. On beans, black sunken cankers appear just below the cotyledonary node, and the lesion may extend up the stem, ashy gray in the center. Stems may break over, or the growing point may be killed. In sweetpotatoes the disease is a storage rot, the tissue becoming a dark red-brown with the outer zone black from the formation of myriads of sclerotia. The decay is spongy, then hard, mummified. The fungus is spread in irrigation water, crop debris, imported soil and on seed.

*Control.* Use bean seed grown in western disease-free regions. Keep plants growing vigorously with proper food and water; practice general sanitation.

**Macrophomina phaseolina.** **Charcoal Rot** on soybean, sunflower, *Amaranthus*, *Euphorbia* spp., *Ipomea*, *Sonchus* and *Tidestrominia*; root rot on caper spurge.

---

## Magnaporthe

Ascomycetes, Diaporthales

This is characterized by the production of perithecial ascocarps produced in a stroma of fungal and substrate tissues or directly from somatic hyphae on the substrate.

**Magnaporthe poae.** Summer patch and large brown patch on grass.

---

## Melanconium

### ► Leaf Spots.

**Greeneria uvicola** (formerly *Melanconium fuligineum*). **Bitter Rot** of grapes, widespread but especially serious on Muscadine grapes in Georgia. Decayed berry pulp has a bitter taste; up to 30% of fruit is reduced to dry, hollow shells. Spray with bordeaux mixture three times at 14-day intervals beginning after fruit is set. The later sprays for black rot should control bitter rot.

**Melanconium fuligineum** (see *Greeneria uvicola*). **Bitter Rot** of grapes, widespread but especially serious on Muscadine grapes in Georgia.

---

## Mycocentrospora

Deuteromycetes, Hyphomycetes

**Mycocentrospora acerina.** **Dry Rot** of carrot.

---

## Monilinia

### ► Blights.

**Monilinia fruticola** (Syn. *Sclerotinia fruticola*). **Brown Rot** of stone fruits, blossom blight, general on peach, plum and cherry, also on apricot, almond, beach, plum, Japanese quince, and, rarely, apple and pear. The fungus is distinct from the species in Europe (*Sclerotinia fructigena*) causing brown rot of stone fruits and also a serious apple rot. In the United States, brown rot is our most destructive stone-fruit disease, causing an annual peach loss of over \$5 million. *Monilina fruticola* is the usual causative agent east of the Rocky Mountains; *M. laxa* causes a similar rot and blossom blight on the Pacific Coast. See also ► **Blights**.


Flowers turn brown prematurely, rot in moist weather; the calyx cup is blackened, and the discoloration may extend down into the pedicels. Infrequently there is a leaf and twig blight; cankers are formed on the larger limbs, with exudation of gum. The fruit rot is the familiar stage seen in any backyard with a fruit tree and usually in baskets of peaches, plums or cherries purchased for preserving and held over to the next day. The rot starts as a small, circular brown spot but spreads rapidly to take in the entire fruit, with the rotted surface covered with gray to light brown spore tufts or cushions (sporodochia), sometimes in concentric rings (see Fig. 3.49). Conidia are formed in chains on the sporodochia. The fruit finally shrinks and mummifies and either falls to the ground or remains clinging to the tree.

The fungus and decayed tissue together form a stroma that acts as a sclerotium; in spring, if the mummy has been kept moist and partially or wholly covered with soil, cup-shaped brown apothecia are produced. Primary infection is from ascospores, forcibly ejected and carried up to blossoms by air currents or from a new crop of conidia formed on mummies hanging on trees. Secondary infection is from conidia wind-borne from blossom to blossom and later from fruit to fruit. Entrance is often through wounds made by the plum curculio, oriental fruit moth and other insects. Rotting and conidial production continue after picking.

The rot is favored by wet weather, conidia germinating only in a film of water. Acid soil is said to increase apothecial production from mummies on the ground. In a normal season reduction from blossom blight is not important because some thinning is advantageous; but if blossom blight is not prevented, inoculum is provided for the fruit rot that causes such enormous losses.

*Control.* Sanitary measures are important. In the small garden rake up and burn or bury deeply the fallen mummies; pick mummies from trees; cut out twigs showing gum; in summer remove infected fruit before conidia form. Standard control has been wettable sulfur sprays or sulfur dust, applied: every 3 or 4 days during bloom to control blossom blight; when shucks are falling; 2 or 3 weeks after shuck fall; and 2 to 4 weeks before fruit ripens. In some instances the newer organic fungicides are preferred to sulfur, and sometimes they are used with it. Control of the plum curculio is very important. For one or two trees in a home garden one of the all-purpose fruit sprays or dusts now available under various trade names may be satisfactory. Consult your county agent for the schedule right for your locality.

**Monilinia laxa** (Syn. *Sclerotinia laxa*). **Brown Rot**, green and ripe fruit rot, blossom blight, on almond, apple, apricot, cherry, peach, plum, pear, nec-



**Figure 3.49** Brown Rot of Plums

tarine, quince and Japanese quince in Washington, Oregon and California; also reported from Wisconsin and Michigan. Although this disease is similar to that caused by *M. fructicola*, the blossom and twig blight phase is more important than the brown rot. Sulfur, which can be used in later sprays for most stone fruits, may injure apricots.

***Monilinia oxycocci*** (Syn. *Sclerotinia oxycocci*). **Cranberry Hard Rot, Tip Blight** in Pacific Northwest and Wisconsin. Young growing tips wilt and



dry just before blossoming; grayish spores tufts are formed on tips. Fruit is attacked through blossoms or wounds. The berries are yellowish white, firm, leathery, cottony inside, turning dark and mummifying late in the season. The disease is too erratic to justify cost of regular spraying; clean harvest will prevent overwintering.

**Monilinia urnula** (Syn. *Sclerotinia vaccinii-corymbosi*). **Blueberry Brown Rot, Mummy Berry, Twig Blight** of high bush blueberry, similar to hard rot of cranberry. Varieties differ in susceptibility, with June and Rancocas often showing severe primary infection.

---

## Monilochaetes

Deuteromycetes, Hyphomycetes

Conidiophores dark, erect, slender, usually simple; septate; conidia hyaline or becoming pigmented in age, borne singly at apex or produced in chains under conditions of high humidity.

**Monilochaetes infuscans.** **Root Rot** of weed species of genus *Ipomoea*.

---

## Monosporascus

Ascomycetes, Sordariales

**Monosporascus cannonballus.** **Root Rot** on cantaloupe and watermelon.

---

## Mucor

Zygomycetes, Mucorales

Mycelium profusely developed. Sporangioophores erect, simple or branched, all branches terminated by sporangia which are globose to pyriform with a columella and thin wall; gametangia essentially alike, suspensors without definite outgrowths; hyaline chlamydospores sometimes formed.

**Mucor mucedo.** **Postharvest Rot** of tomato.

**Mucor piriformis.** **Postharvest Rot** of tomato. **Fruit Rot** of cherry.

**Mucor racemosus.** **Storage Rot** of sweetpotato, occasional after chilling; **Fruit Rot** of citrus. Control with low temperatures and dry atmosphere in the storage house.

## Mycoleptodiscus

**Mycoleptodiscus terrestris.** **Root and Stem Rot** of soybean and birdsfoot trefoil.

---

## Myrothecium

### ► Leaf Spots.

**Myrothecium roridum.** **Ring Rot** of tomato, **Crown Rot** of snapdragon and pansy. Crowns of greenhouse snapdragons appear water-soaked, then covered with a thin white mycelium and numerous black sporodochia. Irregular brown spots on tomato fruits are surrounded by slight depressions. Also causes root rot of red clover and alfalfa.

**Myrothecium** sp. On Bells of Ireland, causing crown necrosis. Stems are girdled at ground level; tops wilt; basal branches die.

---

## Nematospora

Ascomycetes, Saccharomycetales

This is a yeast or budding fungus, following after insect injury; asci, with 8 to 16 spores, derived directly from vegetative mycelial cells; spores elongate, fusiform to needle-shaped, flagellate.

**Nematospora coryli.** **Yeast Spot** of soybean, **Dry Rot** of pomegranate, citrus, **Pod Spot** of pepper, bean and soybean, **Cloudy Spot** of tomato, **Kernel Spot** of pecan. The yeast is almost always associated with plant bug injury. The western leaf-footed plant bug carries the fungus from pomegranate to citrus. On pomegranates depressed light spots in flesh around seeds are followed by general browning and collapse. In citrus, the juice sacs just inside the rind dry out with a brownish to reddish stain. Cloudy spot on tomato fruit is associated with pumpkin bugs and leaf-footed plant bugs. Brown areas are formed on pecan kernels.

**Nematospora phaseoli.** **Yeast Spot** of lima bean, a seed disease, destructive from Maryland southward. Infection follows puncture of pods by the southern green stinkbug and possibly other insects. The seed lesions are dark brown, sunken, wrinkled.

---

## Neurospora

Ascomycetes, Sordariales

Perithecia flask-shaped, membranous; ascospores dark, one-celled with gelatinous coating; conidial stage monilioid

**Neurospora sitophila.** **Ripe Rot** of pear. The fungus is the same one causing pink bakery mold on bread. There is a luxuriant pink growth over fruit; conidia are formed in chains.

---

## Nigrospora

Deuteromycetes, Hyphomycetes

All hyphae more or less creeping, hyaline; conidiophores short, dark, cells somewhat inflated; conidia black, one-celled, situated on a flattened, hyaline vesicle at top of the conidiophore.

**Nigrospora oryzae.** **Ripe Fruit Rot** of tomato, **Nigrospora Cob Rot** of corn. Corn cobs are shredded, with the pith completely disintegrated; kernels are filled with masses of black spores. Corn on poor soil is more susceptible; stalks break over at any point. Rapid drying checks infection of seed corn.

---

## Olpidium

Chytridiomycetes, Spizellomycetales

Endobiotic, living in host cells or tissues, living or dead.

**Olpidium brassicae.** Sometimes found in outer cells of rootlets of cabbage and other crucifers, tomato, lettuce and other plants, producing zoosporangia and resting spores in the cells. The effect on the host is usually merely a slight unthriftiness. Olpidium has been found associated with a disease of lettuce, Big Vein, now thought due to a virus.

---

## Omphalia

Basidiomycetes, Agaricales

Gills decurrent, cap sunken in center, somewhat funnel-shaped; central cartilaginous stem; spores white.

**Marasmiellus pigmentatus** (formerly *Omphalia pigmentata*). **Omphalia tralucida**. **Decline Disease** of date palms. Growth is retarded; roots decay; leaves die prematurely; fruit is worthless. Deglet Noor variety is most susceptible. Select thrifty offshoots from healthy plants for new date gardens. Soil can be treated with carbon disulfide, as for Armillaria rot.

**Omphalia pigmentata (Omphalia tralucida)** (see *Marasmiellus pigmentatus*). **Decline Disease** of date palms.

---

## Oospora (Geotrichum)

Deuteromycetes, Hyphomycetes

Slender branched or unbranched mycelium breaking up into ellipsoidal or spherical hyaline or light-colored conidia called “oidia.”

**Geotrichum citriaurantii** (formerly *Oospora citri-aurantii*). **Sour Rot** of citrus. This is a soft, putrid slimy rot of fruit, mostly of stored lemons, where it is spread by contact. The mycelium forms a thin, compact, somewhat wrinkled layer over the surface. Fruitflies help to spread the spores. Fruit should be stored as short a time as possible and frequent inspections made during storage.

**Geotrichum candidum** (formerly *Oospora lactis*). **Sour Rot, Watery Fruit Rot** of tomato, common in transit and market, especially on fruit from the South. There is a velvety or granular coating over the surface or a fluffy growth along the margin of cracks, and a disagreeable odor and flavor. The rot is common on ripe fruit touching the ground, occasional on green fruit. The fungus is a weak parasite, entering through wounds.

**Oospora citri-aurantii** (see *Geotrichum citriaurantii*). **Sour Rot** of citrus.

**Oospora lacti** (see *Geotrichum candidum*). **Sour Rot, Watery Fruit Rot** of tomato, common in transit and market, especially on fruit from the South.

---

## Ophiosphaerella

Deuteromycetes, Hyphomycetes

**Ophiosphaerella** sp. **Large Brown Patch Rot** on bermudagrass and creeping bentgrass.

---

## Paecilomyces

Deuteromycetes, Hyphomycetes

Conidiophores and branches more divergent than in *Penicillium*; conidia (phialospores) in dry basipetal chains, one-celled, ovoid to fusoid, hyaline.

**Paecilomyces buxi** (see *Sesquicillium buxi*). **Root Rot** and **Decline** on boxwood.

**Sesquicillium buxi** (formerly *Paecilomyces buxi*). **Root Rot** and **Decline** on boxwood.

---

## Pellicularia

► **Blight**s.

**Thanatephorus cucumeris** (Syn. *Pellicularia filamentosa*) (considered by some *Botryobasidium*). **Rhizoctoni**ose, **Black Scurf** of potatoes, stem canker and soil rot of beans (see under Blights for Web Blight of beans and other plants); Rhizoctonia Dry Rot Canker of Beets, Crown and Crater Rot of Carrots; Rhizoctonia Disease of Celery, Crucifers, Cucurbits; Bottom Rot of Lettuce; Damping-Off of Pepper and Eggplant; Root Rot of Onion; Root and Basal Stem Rot of Pea; Crown Rot of Rhubarb. The sterile state of this fungus, *Rhizoctonia solani*, was first named in 1858 in a German textbook and is still the most familiar term for a fungus with many pathogenic strains causing many types of diseases.

Any cook has seen signs of the pathogen on potato tubers – small brown to black hard flecks, sclerotia, on the skin. They look like particles of dirt but do not scrub off when potatoes are washed. There may be only one or two sclerotia, or they may nearly cover the whole surface of the tuber. When such potatoes are planted, the growing point may be killed. Some sprouts renew growth after being girdled, which may be repeated until they die. Larger plants have stems decayed just below the soil line, interrupting the downward transfer of food and resulting in a cluster of green or reddish aerial tubers. Roots may be killed back extensively. Most of the tubers are small, often with a brown jelly rot at the stem end.

Under moist conditions a white cobwebby weft of mycelium is formed at the base of potato stems, and the basidial stage is produced as a powdery crust on this weft. The fungus winters as mycelium or sclerotia in soil or tubers. The

mycelium can grow saprophytically long distances in the soil independent of any plant. Infection is favored by cool temperatures; the disease is most serious in wet seasons on heavy soils. The average yearly loss for the country is about 10 million bushels, 2 to 3%, but individual losses may be from 5 to 50%. For control use healthy tubers for seed.

**Thanatephorus cucumeris** (Syn. *Pellicularia filamentosa* (Anamorph, *Rhizoctonia solani*)). **Brown Patch** of turf, **Root and Leaf Rot** of lawn grasses, wheat grass, bentgrass, fescues, ryegrass, Kentucky bluegrass (infrequently on Canada bluegrass), St. Augustine grass, and Bermuda grass. Brown or blackish patches on the turf resemble sunscald or chinch bug injury. The areas are roughly circular, from an inch to 3 feet across, sometimes up to 20 feet. The fungus works outward with a “smoke ring” of grayish black mycelium at the advancing margin. The leaves are first water-soaked, black, then collapsed, dry and light brown, but the roots are seldom killed. The disease develops most rapidly during warm humid periods and with an excess of nitrogen.

**Thanatephorus cucumeris** (Syn. *Pellicularia filamentosa* (Anamorph, *Rhizoctonia solani*)). **Root and Stem Rot, Damping-Off** of ornamentals. In wet weather cobwebby mycelium develops on lower portions of stems; the lower leaves rot and upper portions of plants wilt and die. Seedlings and older plants so rotted include *Aconitum*, abelia, *Achillea*, *Ageratum*, aster, artichoke, begonia, calendula, campanula, carnation, endive, dahlia, delphinium, geranium, iris, lettuce, lupine, orchids, platycodon, poinsettia, salsify, sunflower and tulip. For control avoid excessive use of manure.

---

## Penicillium

### ► Cankers.

Various species cause blue, green, occasionally pink molds, including the common blue-green mold on jellies. Some produce antibiotics, *Penicillium notatum* being the one used for production of penicillin.

**Gliocladium roseum** (formerly *Penicillium roseum*). **Fruit Rot** of citrus and of dates. A pink mold, found on lemons but not oranges.

**Gliocladium vermoeseni** (formerly *Penicillium vermoeseni*). **Bud Rot** of palms. The terminal bud is killed and base of leaf stalks rotted. Affected trees of very susceptible *Washingtonia filifera* should be replaced with resistant *Washingtonia robusta*, Mexican fan palm. Also ► **Cankers**.

**Penicillium aurantiogriseum.** **Crown Rot** of asparagus, a seedling disease recently prevalent in Washington, following freezing injury. Bright blue spore masses appear on diseased crowns. Protect seedlings for winter by slight hilling in fall; avoid mechanical injury in harvesting; prevent drying out of crowns between digging and replanting.

**Penicillium digitatum.** **Green Mold** of citrus fruit, **Clove Rot** of garlic. On lemons and other citrus, olive-green powdery spore masses, forming a dust cloud when disturbed, cover fruit except for a band of white mycelium outside the green area. Garlic plants are yellow and stunted. Avoid injury in harvesting and packing. Commercial growers use chemicals in the wash water to prevent decay.

**Penicillium expansum.** **Blue Mold Rot** of many fruits; **Soft Rot** of apple, pear, avocado, pomegranate, Japanese persimmon, quince and feijoa. The decay on avocados is slow, and often the affected portions can be trimmed off. This fungus causes 80 to 90% of the decay of storage apples. The rotted portions are light-colored, soft, watery, with a disagreeable moldy taste and odor. A few rotted apples spoil all the others in a container. Use great care in harvesting and grading to avoid wounds; keep temperature as low as possible.

**Penicillium gladioli.** **Blue Mold Rot, Penicillium Dry Rot** of gladiolus, also found in imported bulbs – scilla, tritonia (montbretia). This is a storage rot. Light to dark brown sunken lesions appear on any part of corms with border of the decayed area water-soaked and greenish. Small grayish sclerotia are formed, and under moist conditions masses of blue mold. Dry rapidly after harvest, 80°F for 10 to 14 days, then store at low temperature; avoid wounds and bruises; sort before planting.

**Penicillium italicum.** **Blue Contact Mold** of citrus, **Fruit Rot.** The mold is blue in the older portion but powdery white at margins. It spreads readily from fruit to fruit by contact, through uninjured skin.

**Penicillium roseum** (see *Gliocladium roseum*). **Fruit Rot** of citrus and of dates. A pink mold, found on lemons but not oranges.

**Penicillium vermoeseni** (see *Gliocladium vermoeseni*). **Bud Rot** of palms.

---

## Peniophora

Basidiomycetes, Aphyllophorales

Like *Corticium* but with cystidia.

**Chaetoderma luna** (formerly *Peniophora luna*). **Brown Rot** in lodgepole pine, Rocky Mountain area.

**Peniophora luna** (see *Chaetoderma luna*). **Brown Rot** in lodgepole pine, Rocky Mountain area.

---

## **Pestalotia**

► Blights.

**Pestalotia longisetula**. **Root, Stolon, and Petiole Rot** on strawberry.

---

## **Phaeoacremonium**

► Blights.

**Phaeoacremonium aleophilum**. **Decline** of grape.

**Phaeoacremonium chlamydosporum**. **Decline** of grape.

**Phaeoacremonium inflatipes**. **Decline** of grape.

---

## **Phialophora**

Deuteromycetes, Hyphomycetes

Conidiophores dark, short, single or clustered; phialides broader near middle, tapering toward ends, producing conidia endogenously, spores subhyaline to dark, one-celled.

**Phialophora malorum**. **Storage Rot** of apples.

---

## **Phlebia**

Basidiomycetes, Aphyllophorales

Basidiocarp effuse, typically monomitic; spores even in general outline, hyaline or pale in color, typically nonamyloid.

**Phlebia chrysocrea**. **Heart Rot** on oak.



---

## Pholiota

Basidiomycetes, Agaricales

Spores ochre yellow to rusty brown; gills attached to stipe, which has an annulus but no cup at the base.

**Pholiota adiposa. Brown Mottled Heart Rot** of maple and other living hardwoods – basswood, birches, poplars and more rarely conifers. The wood has brown mottled streaks. The sporophores are formed in clusters on trunks and stumps – mushroom-like with yellow central stems and caps, sticky yellow slightly scaly upper surface, yellow to brown gills.

---

## Phoma

► Blackleg.

**Phoma apiicola. Phoma Root Rot** of celery, occasionally serious, especially in Golden Self Blanching, also on carrot, parsnip, parsley and caraway. The disease appears first in the seedbed, a black rot of the crown or base of leafstalks. Plants are stunted, outer leaves or entire plant killed, falling over as roots rot off. Spores are produced in tendrils from black pycnidia and spread in rains and irrigation water. Use clean seed, grown in California, where the disease is rare; sterilize seedbed soil or use a fresh location.

**Phoma betae** (Teleomorph, *Pleospora betae*). **Phoma Rot** of beets, causing black rot of seedlings, necrotic streaks on seedstalks, brown spots on old leaves and rot of fleshy roots. The fungus is seed-borne and winters in roots carried over for seed production and in debris. Crop rotation is essential.

**Phoma destructiva. Phoma Rot** of tomato, pepper, nearly general, especially in the South, but not in North Central States. Small, irregular dark spots appear on leaves in great numbers; zonate markings are similar to those of early blight. Severely infected leaves turn yellow, wither. Fruit spots in field are small, 1/8 inch, slightly depressed, with numerous tiny black pycnidia. After harvest, spots enlarge to 1/2 to 1 1/2 inches and become black, leathery, with minute pustules. The fungus winters in decaying refuse in soil; seedbed infection is common, and the disease reaches the field via infected seedlings. Masses of spores produced on leaves are washed to fruits by rain or spread by workers and are distributed during harvesting and packing.

*Control.* Locate seedbeds away from land that has previously grown tomatoes; spray as for early blight; do not harvest when wet.

**Phoma macdonaldii** (Teleomorph, *Leptosphaeria lindquistii*). **Stem Rot** on sunflower.

**Phoma terrestris** on sweet corn.

**Phoma** sp. **Crown and Root Rot** on bugleweed.

---

## Phomopsis

► **Blights.**

**Phomopsis amygdali.** **Fruit Rot** on almond.

**Phomopsis mali.** **Fruit and Core Rot** (Postharvest) on apple.

**Phomopsis vaccinii.** **Fruit Rot** on blueberry.

**Phomopsis** sp. **Fruit Rot** on peach.

---

## Phymatotrichopsis (Phymatotrichum)

Deuteromycetes, Hypohomycetes

Conidiophores stout with inflated tips bearing loose heads of conidia; spores hyaline; one-celled, produced on surface of soil.

**Phymatotrichopsis omnivora** (formerly *Phymatotrichum omnivorum*). **Texas Root Rot, Phymatotrichum Root Rot, Cotton Root Rot.** This is the most destructive plant disease in Texas, a limiting factor in gardening and crop production. It occurs in the Red River counties of Oklahoma, the southwestern half of Arizona, the southeastern edge of Nevada and California, the southeastern corner of Arkansas and Utah, the northwestern corner of Louisiana and in most of Texas except the Panhandle.

The list of susceptible plants flowers, vegetables, fruits, field crops and trees – is much longer than that of plants resistant to this omnivorous fungus, so aptly named. At least 1700 plant species are attacked, more than by any other known pathogen. Because of the wide host range and destructiveness, the economic losses are enormous, \$100 million a year in Texas alone, with perhaps \$50 million in adjacent states.

Crops that either are resistant or escape the disease are the cereals and grasses, annuals grown in winter only, and sweet alysium, amaranth, sweet basil,

beauty-berry, bee-balm, collinsia, diosma, calceolaria, calla lily, California-poppy, candytuft, canna, chicory, cranberry, cucumber, currant, cyclamen, daffodil, dahoon, deutzia, dill, fenner, fern, staghorn, foxglove, freesia, gold-entuft, mustang grape, gypsophila, hackberry, hoarhound, hyacinth, iris, lily, nigella, marsh-marigold, mignonette, mints, mimulus, muskmelon, mustard, nasturtium, oak, osage-orange, oxalis, Indian paint-brush, palms, pansy, petunia, phlox, Chinese pink, pitcher-plant, pomegranate, poppy, portulaca, primrose, pumpkin, red-cedar, sage, scarlet-brush, snapdragon, snowdrop, stock, strawberry, strawflower, tuberose, valerian, verbena, violet, wallflower, wandering jew, water cress, watermelon, yaupon, yucca and zinnia.

Phymatotrichum root rot occurs from July until frost. It kills plants in more or less circular spots, ranging from a few yards to an acre or more. Death may come within a few days of first wilt symptoms, and just preceding the wilt plants actually run a fever, with a higher than normal temperature. If plants next to the wilted ones are pulled out, these apparently healthy plants will often be found to be covered with yellow to buff mats of mycelium, and under moist conditions spore mats appear on the surface of the soil around diseased plants. Such mats are 2 to 12 inches in diameter, first snow white and cottony, later tan and powdery from spores produced in quantities. The fungus spreads through the soil by means of rhizomorphs, smooth, dark brown strands. The rate of spread may be 2 to 8 feet a month in an alfalfa field, 5 to 30 feet a season in a cotton field, or around fruit trees.

Sclerotia are formed along the mycelial strands. They are small, roundish, light at first, then dark and warty. The fungus winters either as sclerotia in soil, persisting several years in the absence of live hosts, or as dormant mycelium in living roots. The disease is most common and severe on heavy, alkaline soils. Abundant organic material reduces rot by favoring antagonistic soil saprophytes.

*Control.* In ornamental plantings replace diseased plants with some of those given in the resistant list. Monocotyledons are generally resistant. In locating new orchards, make sure that root rot has not been present previously by growing an indicator crop of cotton for a year. Grow immune crops in rotation with susceptible crops, and grow susceptible annuals in winter rather than summer. Try heavy manuring.

Ammonium sulfate can sometimes save a valuable ornamental tree or shrubs already infected with root rot. Prune back the top, make a circular ridge about the plant at the edge of the branch spread, and work ammonium sulfate into the soil within the ridge then fill the basin with water to a depth of 4 inch-

es. The chemical treatment and watering is repeated in 5 to 10 days, then no more chemical the same season. Follow through with frequent watering.

**Phymatotrichum omnivorum** (see *Phymatotrichopsis omnivora*). **Texas Root Rot, Phymatotrichum Root Rot, Cotton Root Rot.**

---

## Physalospora

### ► Cankers.

**Botryosphaeria stevensii** (formerly *Physalospora mutila*). **Black Rot** of apple, in the West, similar to disease by *P. obtusa* in the East.

**Botryosphaeria obtusa** (formerly *Physalospora obtusa*). **Black Rot** of apple, **New York Apple Tree Canker, Frog-Eye Leaf Spot**, general on apple and crabapple, from Atlantic Coast to the Great Plains; also widespread on pear, mountain-ash, peach, quince, currant and various woody species. The fungus, in its anamorph state (*Sphaeropsis malorum*), was first reported as causing apple rot in 1879.

The lesions start as small brown spots, frequently at a wormhole, but they darken and turn black as they expand. There is usually one lesion to an apple, often at the calyx end, with concentric zones of black and brown, and minute black pycnidia. The rot eventually takes in the whole fruit, which is shriveled and wrinkled and finally mummifies. The pycnidia are black, carbonaceous, and may contain three types of spores – large one-celled brown spores, large hyaline spores, and two-celled colored spores. Perithecia, sometimes formed in cankers or on twigs, apparently play little part in the life history, the fungus wintering as dormant mycelium or in the pycnidial state. Conidia, entering through wounds, start primary infection in spring on leaves with the small “frog-eye” leaf spots.

*Control.* Use the same spray schedule as for apple scab, starting with the petal-fall application. Clean up mummied apples; avoid bruising; cut out cankers.

**Botryosphaeria rhodina** (formerly *Physalospora rhodina*). **Diplodia Rot** of citrus, fig, rubber-tree and pear, possibly apple. The conidial stage is a *Diplodia*, probably *D. natalensis*, with dark, two-celled spores.

**Physalospora mutila** (see *Botryosphaeria stevensii*). **Black Rot** of apple, in the West, similar to disease by *P. obtusa* in the East.

**Phyosporospora obtusa** (see *Botryosphaeria obtusa*). **Black Rot** of apple, **New York Apple Tree Canker**, **Frog-Eye Leaf Spot**, general on apple and crabapple, from Atlantic Coast to the Great Plains; also widespread on pear, mountain-ash, peach, quince, currant and various woody species.

**Phyosporospora rhodina** (see *Botryosphaeria rhodina*). **Diplodia Rot** of citrus, fig, rubber-tree and pear, possibly apple.

---

## Phytophthora

### ► Blights.

**Phytophthora cactorum**. **Stem Rot**, **Foot Rot** of lily, *Photinia*, tulip, *Hydrastis*, blue laceflower, baby's breath, *Centaurea*, peony, clarkia, rhubarb and tomato; leather rot of strawberries; collar rot of dogwood, walnut, apple and pear; crown rot of Euonymus and strawberry; root rot of boxwood and vinca, and crown rot of peach and Cannan fir; kernel and shuck rot of pecan. With foot rot, lilies suddenly fall over, wilt and die; the lower part of the stem is shrunken. Plant only healthy bulbs and where the disease has not occurred previously.

Strawberry leather rot occurs when berries come in contact with soil, starting with a brown rotted area on green fruit and a discoloration of vascular bundles. Ripe fruit has a bitter taste. Crown rot of rhubarb starts with slightly sunken lesions at base of petiole, which enlarge until the entire leaf collapses. Spraying crowns with bordeaux mixture is helpful. Start new beds with healthy plants. Collar rot on English walnut is a bark disease starting below the ground with irregular dark brown or black cankers and soft, spongy areas at the crown, a black fluid in cambial cavities. Trees are stunted, with sparse yellow-green top growth. There may be an unusually heavy crop of nuts, but the tree dies the next season. Grow walnuts grafted on Persian or Paradox rootstocks. See under Cankers for symptoms on apple and dogwood.

Stem rot and wilt of snapdragon starts with water-soaked lesions on the stem; these turn yellow, brown, enlarge to girdle the stem; plant wilts. Sterilize soil before planting.

**Phytophthora capsici**. One of the species causing buckeye rot of tomato. See under Blights for pepper rot and blight.

**Phytophthora cinnamomi**. **Avocado Root Rot**, **Pine Little Leaf**, **Collar Rot** of hardwoods and conifers, seedling root rot, on more than 100 hosts,

including firs, cedars, cypress, juniper, Japanese umbrella tree, larch, pine, spruce, arborvitae, heaths, heather, azalea, Heuchera, cranberry, highbrush blueberry, rhododendron, camellia, birch, western swordfern, manzanita, walnut, oak, locust, yew, venus-flytrap and gold-dust plant. In conifers root rot is dry with resin flow; needles gradually lose color. Infected tissue of hardwoods turns reddish brown except in black walnut, where it is black; seedlings die. The disease is aggravated in pine by poor aeration and low fertility.

Root rot is the most serious avocado disease in California, present also in Florida and Texas. It occurs on soils with poor drainage, excess moisture being necessary. As the roots rot, leaves become light-colored and wilt even if soil is moist; trees decline over a period of years. The fungus can be spread with seed if fruit is allowed to lie on the ground. Treat suspected seed with hot water, 120° to 125°F for 30 minutes; use nursery stock grown in fumigated soil; prevent movement of soil water from infested areas; plant on well-drained soil; water trees individually to avoid excess moisture.

**Phytophthora citricola.** **Root Rot** of pine, hemlock and Fraser fir seedlings in Christmas tree plantings; also fruit rot of avocado.

**Phytophthora citrophthora.** **Root and Crown Rot** of Penstemon.

**Phytophthora citrophthora.** **Brown Rot, Gummosis, Foot Rot** of citrus. Masses of amber gum break out from the trunk near crown; the bark is killed above and below ground; foliage turns yellow; trees may die. The disease is prevalent where excess water stands around the tree after irrigation or where there is poor drainage. Brown rot of fruit is a decay with no visible surface mold, except in moist air, but a slightly rancid, penetrating odor. Lemons and oranges may be affected on the tree, on branches near the ground, and there is much loss in storage. The fungus lives in the soil; spores are splashed up in rainy weather and are spread in the washing tank. Lemons are most susceptible to gummosis, then lime, pumelo, grapefruit, sweet orange and finally sour and trifoliolate oranges. The latter two are used as fairly resistant understocks.

*Control.* Plant susceptible trees high, with lateral roots barely covered; expose the root crown of infected trees with a basin 6 inches deep and 4 feet across. Once a year cover crown and lower trunk with bordeaux paste. To control fruit rot, spray ground and lower branches, up to 3 feet, with bordeaux mixture just before rains begin. If fumigation is to be practiced, substitute a copper-zinc-lime spray for the bordeaux.

**Phytophthora colocasiae.** **Root Rot** of ginseng.

**Phytophthora cryptogea.** **Collar Rot** of rhododendron, China aster, marigold, gloxinia and zinnia; root, crown, and stem rot on watercress, juniper, African daisy, chicory, beet, globe thistle, lettuce, parsley, peach, sage, spruce, and ice plant; stem rot on sunflower, pink rot of potato. Stems and roots appear water-soaked, then black from a soft rot. Sterilize soil.

**Phytophthora cryptogea** var. **richardiae.** **Root Rot** of calla. The feeder roots rot from tips back to rhizomes, leaving the epidermis a hollow tuber. New roots sent out from the rhizome rot in turn. Leaves turn yellow and drop, starting with outer leaves; plants do not flower, or the tips of blossoms turn brown. Rot in the rhizome is dry and spongy, not wet and slimy. Clean old rhizomes thoroughly; cut out rotted spots. Grow in sterilized pots rather than benches.

**Phytophthora drechleri.** **Root Rot** on fir, basil, blackberry, columbine, juniper, sage, linden, pine, and spruce. Sometimes associated with tomato buckeye rot, basal decay of sugar beets, tuber rot of potato, root rot of safflower.

**Phytophthora erythroseptica.** **Pink Watery Rot** of potato, **Rot** of calla lily and golden calla, **Crown and Root Rot** of wild rice. The rot starts at stem end of potatoes; affected tissues exude water under pressure. When tubers are cut, flesh turns pink or red, then black. The fungus can exist in soil 4 years.

**Phytophthora fragariae.** **Strawberry Red Stele Disease, Brown Core Rot**, a very serious strawberry disease, first noticed in Illinois in 1930, now widespread in northern strawberry sections and in California. A strain of this pathogen causes root rot of loganberry. The fungus attacks roots only, destroying fine feeding roots first, then invading the central cylinder, stele, which turns dark red. New spring leaves on badly affected plants are small, bluish, have short petioles; large leaves from the previous season dry up; little or no fruit is produced; plants die in the first dry period or are stunted.

The fungus is most active in cold, wet soil, in rainy periods in late fall, winter, and early spring except when ground is frozen. Zoospores produced on roots are spread by water; resting spores formed in the red stele carry the pathogen in a dormant state through the heat of summer. There are at least three physiological races, and once the fungus infests a field it is worthless for strawberries for 10 years.

**Control.** Buy clean, certified plants. Aberdeen and Stelemaster varieties are resistant; Temple, Sparkle, Fairland, Redcrop, and Pathfinder, fairly so.

**Phytophthora lateralis. Cypress Root Rot** on Lawson cypress (*Chamaecyparis lawsoniana*) often called Port Orford cedar, and Hinoki cypress (*C. obtusa*), killing thousands of trees in Oregon nurseries and landscape plantings. It is found on juniper and azalea in North Carolina. It is also reported on mountain-laurel and *Photinia* in NC and on cypress from Washington and apparently native to the Northwest. The fungus enters through the roots and spreads to lower part of main trunk killing the tissues. Blue cypress changes to purple, green, finally tan and dies. The color changes take several months in cool, damp weather, only 2 or 3 weeks in hot, dry weather. There is no practical chemical control, and Lawson cypress seems to be incompatible with resistant rootstocks. Grow disease-free propagating stock in new soil. Avoid large plantings of Lawson cypress such as windbreaks or hedges. Remove and destroy infected plants, getting the entire root system.

**Phytophthora megasperma. Root Rot**, occasional on cabbage, cauliflower, brussel sprouts, carrot, artichoke, stock, citrus, soybean and wallflower. Diseased plants wilt suddenly; leaves turn red to purple; underground stems and roots rot. The disease is more prevalent in winter plantings in California and in low, poorly drained areas. Level ground properly before planting to avoid waterlogged spots. Root and crown rot on peach.

**Phytophthora megasperma** f. sp. *glycinea*. **Root and Stem Rot** on soybean.

**Phytophthora nicotianae** var. *nicotianae*. **Crown Rot, Root Rot, and Stem Canker** on flannel bush.

**Phytophthora nicotianae** var. *parasitica* Syn. *Phytophthora parasitica* (*P. terrestris*). **Brown Rot** of citrus, in Florida; **Buckeye Rot** of tomato, also on lily roselle, sempervivum, potato (tuber rot), zebra plant (stem rot), sage (root rot), and Christmas cactus (root rot). The disease appears on the lowest tomato fruits, where water stands after rains. The lesions have concentric narrow dark brown bands alternating with wide light brown bands. The decay is rapid and the internal tissue semi-watery, though the exterior is firm. Control by staking tomatoes; avoid poorly drained soil or plant on ridges. This species is often present with *P. citrophthora* in cases of citrus foot or collar rot.

**Phytophthora nicotianae** var. *parasitica*. **Crown Rot** on petunia and poinsettia (stem rot).

**Phytophthora palmivora. Palm Bud Rot, Leaf Drop, Wilt** of coconut, *Washingtonia*, and queen palm, root and crown rot of mango; also root rot on English ivy. The fungus is an omnivorous tropical species, presumably the



one causing stem rot of dieffenbachia and peperomia. It has been prevented in nurseries by using cuttings from healthy plants in pasteurized soil.

**Phytophthora parasitica** var. **nicotianae** (Syn. *P. nicotianae* var. *parasitica*). **Root Rot** on pine.

**Phytophthora porri**. **Head Rot** on cabbage.

**Phytophthora sojae** (Syn. *P. megasperma* f. sp. *glycinea*). **Root and Stem Rot** of soybean, a relatively new disease reported from Illinois, Indiana, Missouri, North and South Carolina and Ohio. Serious in cool rainy weather, causing pre- and post-emergence damping-off.

**Phytophthora syringae**. **Root Rot** on shore juniper and Photinia.

**Phytophthora torulosum**. **Root Rot** and **Damping-off** on soybean.

---

## Plectospira

Oomycetes, Saprolegniales

Sporangium with much inflated branching; swarm spores are formed in basal portion and cut out into a single row in an elongate filamentous apical portion, which acts as an exit tube. Swarm spores encyst at the mouth as in *Aphanomyces*. Oogonium terminal or intercalary, accompanied by up to 65 antheridia.

**Plectospira myriandra**. **Rootlet Necrosis** on tomato. The fungus is weakly parasitic on roots.

---

## Plenodomus

Deuteromycetes, Coelomycetes

Pycnidia coriaceous or carbonaceous, more or less sclerotoid. Conidiophores obsolete or none; conidia one-celled, hyaline.

**Plenodomus destruens**. **Foot Rot** of sweetpotato, one of the more important field diseases and sometimes a storage rot. The base of the stem turns brown from just under the soil surface to 4 or 5 inches above; leaves turn yellow and drop off; vines wilt unless adventitious roots are put out; pycnidia are numerous. The root has a firm brown rot, not affecting the whole potato but enough to make it worthless for food. The fungus winters in old plant refuse but not in soil. Use clean seed potatoes; rotate crops. This fungus also infects *Jacquemontia*.

## Pleospora

### ► Leaf Spots.

**Pleospora herbarum.** **Fruit Rot** of tomato. A firm dark rot develops in fruit after picking, starting from infections through cracks near stem end of fruit. Progress is most rapid at 65° to 70°F and is checked by storage at 45°F.

---

## Pleurotus

Basidiomycetes, Agaricales

Stipe off center or lacking; cap sometimes inverted; gills more or less fleshy and separable into two layers, edges acute; spores white.

**Hypsizygus ulmarius** (formerly *Pleurotus ulmarius*). **Brown Heart Rot** sapwood wound rot of elm, maple, and other living hardwoods. Rot starting in heartwood may extend into sapwood; infected wood separates along annual rings. Annual sporophores have a long excentric stalk, and white to yellow to brown smooth upper surface. They issue from crotches and pruning wounds.

**Pleurotus ostreatus**, oyster cap. **White Flaky Sapwood Rot** of maple and other hardwoods, sometimes on living trees. A light-colored decay is surrounded by a narrow brown zone. Fleshy annual conks are shelving, sessile, or with a short, stout excentric stalk. The upper surface is smooth, white or grayish, gills extending onto the stalk, an edible fungus. Infection is through open wounds. **Wood Rot** of grape.

**Pleurotus ulmarius** (see *Hypsizygus ulmarius*). **Brown Heart Rot** sapwood wound rot of elm, maple, and other living hardwoods.

---

## Polyporus

Basidiomycetes, Aphyllophorales

Pileus tough, thick, with a stipe, or as a shelf; pores rounded, small, tubes crowded.

**Dichomitus squalens** (formerly *Polyporus anceps*). **Red Ray Rot** on western conifers, causing heart rot of living trees but beneficial as a cause of rapid decay of slash in forests. Fruiting bodies rarely develop on living trees.

**Ganoderma lucidum** (formerly *Polyporus lucidus*). **Root Rot** on redbud.

**Inonotus dryadeus** (formerly *Polyporus dryadeus*). **White Root Rot**, occasional in oaks and conifers in the West. Roots are killed; tree dies. Decayed wood is white to cream; bark is loosened and shredded.

**Inonotus hispidus** (formerly *Polyporus hispidus*). **White Spongy Heart Rot** of living trees of black ash, oak, maple and birch; does not decay dead trees. Heartwood in upper portion of trunk is reduced to soft spongy yellow or white mass. Shelf sporophores, up to 10 inches wide, have dark brown, coarse, velvety to hairy upper surface and golden brown undersurface, turning dark brown with age. They are formed at branch stubs, frost cracks, or trunk cankers.

**Inonotus tomentosus** (formerly *Polyporus tomentosus* var. *circinatus* Syn. *Inonotus circinatus*). **Root Rot** of sand pine.

**Laetiporus sulphureus** (formerly *Polyporus sulphureus* Syn. *Laetiporus sulphureus*), sulphur fungus. **Red Brown Heart Rot, Brown Cubical Rot** in heartwood of maple and other living hardwoods and conifers, widespread on oak, balsam, Douglas-fir and spruce. The annual, shelflike fruiting bodies are most conspicuous – soft, fleshy, moist when fresh, with bright orange-red upper surface and brilliant yellow underneath, formed in overlapping clusters. When old they are hard, brittle, dirty white (see Fig. 3.50). Infection is through dead branch stubs and wounds.

**Phaeolus schweinitzii** (formerly *Polyporus schweinitzii*) **Root Rot** on pine.

**Phellinus gilvus** (formerly *Polyporus gilvus*). **White Sapwood Rot**, prevalent on dead trees, occasional on living trees. Small, annual, yellow to red, brown leathery to corky sporophores, developed in profusion.

**Piptoporus betulinus** (formerly *Polyporus betulinus* Syn. *Piptoporus betulinus*). **Brown Cubical Rot** of dead or dying gray and paper birches. Conks have smooth grayish upper surface with incurved margin.

**Polyporus abietinus** Syn. **Hirshioporus abietinus** (see *Trichaptum abietinum*). **Pitted Sap Rot, Hollow Pocket, White Pocket Rot** on fir.

**Polyporus anceps** (see *Dichomitus squalens*). **Red Ray Rot** on western conifers.

**Polyporus balsameus** (see *Postia balsamea*). **Balsam Butt Rot** of living balsam fir, eastern hem lock, northern white-cedar, western red-cedar, also prevalent on dead trees.

**Polyporus betulinus** Syn. **Piptoporus betulinus** (see *Piptoporus betulinus*). **Brown Cubical Rot** of dead or dying gray and paper birches.

**Polyporus dryadeus** (see *Inonotus dryadeus*). **White Root Rot**, occasional in oaks and conifers in the West.



**Figure 3.50** Shelf Fungus (*Laetiporus sulphureus*) on Oak

**Polyporus gilvus** (see *Phellinus gilvus*). **White Sapwood Rot**, prevalent on dead trees, occasional on living trees.

**Polyporus hispidus** (see *Inonotus hispidus*). **White Spongy Heart Rot** of living trees of black ash, oak, maple and birch; does not decay dead trees.

**Polyporus lucidus** (see *Ganoderma lucidum*). **Root Rot** on redbud.

**Polyporus pargamenus**. **White Pocket Rot** of dead sapwood in eastern United States but sometimes on living maple and other hardwoods.

**Polyporus sulphureus** Syn. **Laetiporus sulphureus** (see *Laetiporus sulphureus*), sulphur fungus. **Red Brown Heart Rot**, **Brown Cubical Rot** in

heartwood of maple and other living hardwoods and conifers, widespread on oak, balsam, Douglas-fir and spruce.

**Polyporus schweinitzii** (see *Phaeolus schweinitzii*). **Root Rot** on pine.

**Polyporus squamosus**. **White Mottled Heart Rot** on maple, buckeye, birch and occasional on living trees near wounds. Conks are annual, fleshy, white to dingy yellow with a short, thick lateral stalk, upper surface with broad appressed scales, up to 18 inches wide.

**Polyporus tomentosus** var. **circinatus** Syn. **Inonotus circinatus** (see *Inonotus tomentosus*). **Root Rot** of sand pine.

**Polyporus versicolor** Syn. **Coriolus versicolor** (see *Trametes versicolor*), rainbow conk. **Sapwood Rot**.

**Postia balsamea** (formerly *Polyporus balsameus*). **Balsam Butt Rot** of living balsam fir, eastern hemlock, northern white-cedar, western red-cedar, also prevalent on dead trees. Advanced decay is brown, brittle, breaking into large cubes, easily crushed to a clay-colored powder. In living trees the rot column is usually only 3 or 4 feet from ground. Sporophores are shelving, up to 2 inches wide, with pale brown upper surface with concentric zones, white underneath.

**Trametes versicolor** (formerly *Polyporus versicolor* Syn. *Coriolus versicolor*), rainbow conk. **Sapwood Rot**. This is the most common fungus on hardwood slash in woods and sometimes on conifers. The rot is soft, white spongy. Heartwood of living catalpa may be decayed, the fungus entering through wounds and dead branches. The conks are thin, tough, leathery, annual, up to 2 inches wide with a hairy or velvety surface multicolored white, yellow, brown, gray, and black. The undersurface is yellow or white. This pathogen also causes wood decay and decline of apple and has been reported as *Trametes versicolor*.

**Trichaptum abietinum** (formerly *Polyporus abietinus* Syn. *Hirshioporus abietinus*). **Pitted Sap Rot, Hollow Pocket, White Pocket Rot** on fir. May attack dead sapwood in wounds of living trees.

---

## Poria

Basidiomycetes, Aphyllophorales

Pileus resupinate, thin, membranous; tubes wartlike, separate.

**Junghuhnia luteoalba** (formerly *Poria luteoalba*). **Brown Rot** of coniferous wood.

**Perenniporia subacida** (formerly *Poria prunicola*). **White Rot** of cherry and other *Prunus* spp.

**Phellinus laevigatus** (formerly *Poria laevigata*). **Red Mottle Rot** on *Prunus* spp.

**Phellinus weirii** (formerly *Poria weirii*). **Douglas-Fir Root Rot**. The disease is most destructive to trees 70 to 150 years old, which are killed in groups. The fungus can persist in dead roots for a century. Less susceptible conifers should be planted with judicious cutting of infected stands.

**Poria cocos** (see *Wolfiporia cocos*). **Root Rot** on roots of various trees, especially pine, in southeastern United States.

**Poria luteoalba** (see *Junghuhnia luteoalba*). **Brown Rot** of coniferous wood.

**Poria prunicola** (see *Perenniporia subacida*). **White Rot** of cherry and other *Prunus* spp.

**Poria laevigata** (see *Phellinus laevigatus*). **Red Mottle Rot**, on *Prunus* spp.

**Poria subacida**. **Feather Rot, Spongy Root Rot, String Butt Rot** of living conifers and dead hardwood. Decay rarely extends more than 6 to 10 feet in the trunk. Irregular pockets run together forming masses of white fibers; annual rings separate readily. Sporophores are white to straw-colored to cinnamon-buff crusts forming sheets several feet long on underside of fallen trunks or on underside of root crotches or exposed roots of living trees.

**Poria weirii** (see *Phellinus weirii*). **Douglas-Fir Root Rot**.

**Wolfiporia cocos** (formerly *Poria cocos*). **Root Rot** on roots of various trees, especially pine, in southeastern United States. Huge sclerotia, weighing up to 2 pounds, are formed; this stage is known as *Pachyma cocos*.

---

## Pyrenochaeta

### ► Blights.

**Phoma terrestris** (formerly *Pyrenochaeta terrestris*). **Pink Root** of onions, widespread on onions, garlic and shallot; also on grasses. Roots of affected plants shrivel and turn pink. New roots replacing the old are infected in turn; plants are stunted, bulbs small. The fungus persists indefinitely in the soil and is distributed on onion sets and transplants. Yellow Bermuda is the most resistant of commercial onion varieties. The green Beltsville Bunching onion, Nebuka strain of Welsh onion, Evergreen variety of shallot, and leaks

and chives are resistant. In Arizona, Granex gives a better yield than other onions despite pink root.

**Pyrenochaeta lycopersici.** **Root Rot** on tomato.

**Pyrenochaeta terrestris** (see *Phoma terrestris*). **Pink Root** of onions, widespread on onions, garlic and shallot; also on grasses.

---

## Pythium

Oomycetes, Peronosporales

Wall of sporangium smooth; discharging swarm spores in imperfectly formed state into thin-walled vesicle, which later ruptures to allow spores to escape. Sporangia terminal or intercalary. Species live in moist soil causing damping-off and root rots.

**Pythium acanthicum; P. myriotylum; P. periplocum.** Causing rot of watermelon fruit.

**Pythium aphanidermatum.** **Leak, Root Rot.** Damping-off of muskmelon, cucumber, squash, also papaya, bean, radish, spinach, sugar beet, guayule, caper spurge, and ice plant. There is a watery decay with a yellow brown liquid leaking out when fruit is pressed. Lesions are brown and wrinkled. The fungus lives in the soil; primary infection is in the field, secondary from contact in transit or storage. Sort carefully before packing. Refrigerate at 45° to 50°F in transit.

**Pythium aristosporum.** **Root Rot** of bean.

**Pythium arrhenomanes.** **Root Rot** on tomato, broadleaf signalgrass, large crabgrass, barnyardgrass, nutsedge, goosegrass, itchgrass and johnsongrass.

**Pythium carolinianum.** **Root and Stem Rot** of parrotfeather (*Myriophyllum*).

**Pythium catenulatum.** **Root Rot** of bean.

**Pythium debaryanum.** **Damping-Off** of seedlings. **Watery Leak** of potatoes. Leak starts as a brown discoloration around a wound and soon spreads to include the whole potato, which is soft, easily crushed, and drips a brown liquid with the slightest pressure. Entrance to the tuber is usually through harvest wounds. *Pythium* hyphae grow through the soil in great profusion and can enter seedlings through either stomata or unbroken epidermis. See Damping-Off, for rot of seedlings.

**Pythium dissotocum.** **Root Rot** of bean, and spinach.

**Pythium irregulare.** Associated with **Melon Root Rot** and **Fruit Rots** of



**Figure 3.51** *Pythium* Blackleg on Geranium

other cucurbits in cool weather and **Seed Decay** of corn. **Root Rot** and **Crown Rots** of clovers and basil.

***Pythium mastophorum***. **Damping-off** on celery.

***Pythium myriotylum***. **Root Rot** on tomato.

***Pythium paroecandrum***. **Stem, Crown and Root Rot** on lupine.

***Pythium polymastum***. **Bottom Rot** and **Damping-off** on cabbage.

***Pythium splendens***. On Chinese evergreen, peperomia, and philodendron.

***Pythium ultimum***. **Fruit Rot** of muskmelon, often with luxuriant white fungus growth; **Damping-Off, Root Rot** of many seedlings in greenhouse and



field. **Root Rot** and **Crown Rot** of clovers. **Crown Rot** of impatiens. **Root Rot** of kiwi.

**Pythium uncinulatum**. **Stunt and Leaf Yellowing** on lettuce.

**Pythium** spp. Most soils contain several species of *Pythium* ready to perform at optimum moisture and temperature. Exact determination is not always practical. Nematode wounds often dispose plants to rot. Diseases include African-violet rot, aloe root rot, black rot of orchids, begonia root rot, coleus black leg, geranium cutting rot (see Fig. 3.51), bean and parsley root rot, rhubarb crown rot, mottle necrosis of sweetpotato, and other rots. Some plants can be treated with hot water, 115°F for 30 minutes. Sterilize soil before use; avoid excessive watering. See Damping-Off, for seedling rots.

---

## Rhizina

Ascomycetes, Pezizales

Cup-shaped apothecia with rhizoids underneath; asci operculate, opening with a lid, eight-spored; spores fusoid, spindle-shaped, paraphyses present.

**Rhizina undulata**. **Seedling Root Rot, Damping-Off**. Coniferous seedlings in the Pacific Northwest are sometimes killed in isolated circular patches 2 to 4 feet in diameter, particularly in burned areas. Infected roots are matted together with white mycelium. More or less resinous annual fructifications are formed on the ground. They are irregular, an undulating brown upper surface with narrow white margin, 2 to 3 inches across. There is no control, but the disease is minor.

---

## Rhizoctonia

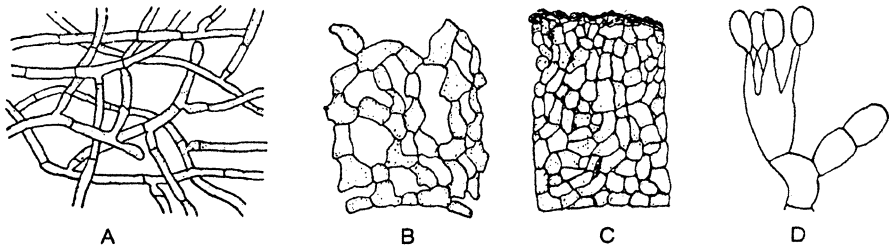
Deuteromycetes, Hyphomycetes

Sclerotial form of *Pellicularia*, *Corticium*, *Macrophomina*, and *Helicobasidium*. Young mycelium colorless; branches constricted at points of origin from main axis; older mycelium colored, wefts of brownish yellow to brown strands, organized into dense groups of hyphae, sclerotia, made up of short, irregular, angular or somewhat barrel-shaped cells (see Fig. 3.52).

**Rhizoctonia** sp. **Postharvest Decay** on leatherleaf fern.

**Rhizoctonia bataticola**. **Charcoal Rot**. ▶ *Macrophomina phaseoli*

**Rhizoctonia crocorum**. **Violet Root Rot**. ▶ *Helicobasidium purpureum*.



**Figure 3.52** Forms of *Rhizoctonia solani*. **A** young mycelium, constricted at branches; **B** loosely formed angular to barrel-shaped colored cells; **C** section through sclerotium formed from aggregation of cells in **B**; **D** basidium and spores of *Pellicularia*, teleomorph state of *R. solani*

**Rhizoctonia solani.** **Black Scurf** of potatoes, **Brown Patch** of turf.

▶ *Pellicularia filamentosa* **Root Rot** and **Crown Rot** of clovers..

**Rhizoctonia solani.** **Root and Stem Rot** of poinsettia and other ornamental plants, including basil, begonia, camellia, calla, carnation, chrysanthemum, coleus, cornflower, geranium, gloxinia, impatiens, lily, pansy, pothos, peperomia, primrose, ragweed, rosemary, caper spurge, and sainfoin (crown rot). Although *Pythium* flourishes best in the low oxygen content of poorly drained soils, *Rhizoctonia*, causing similar root rots, is serious in well-drained soils. On poinsettia, dark brown lesions at or above soil level are often covered with brown mycelium; the leaves turn yellow and drop, the roots rot, and the plant dies. **Web Blight** and **Stem Canker** on alfalfa. **Damping-off** and **Bottom Rot** on Cichorum (endive, escarole and witloof chicory) and Nicotiana.

**Rhizoctonia tuliparum.** **Gray Bulb Rot** of tulips, in northeastern and Pacific states. The most conspicuous sign of this disease is a bare patch in spring where tulip shoots should be showing. Occasionally an infected bulb will produce some above-ground growth, but the plants are slow and often wither and die before flowering. Bulbs rot from the top down; mycelium forms felty masses between scales; on bulbs and in surrounding soil are masses of brown to black, flattened sclerotia, composed of the yellow-brown, thin-walled irregular cells typical of *Rhizoctonia*. These can survive in soil for years, germinating to infect bulbs after planting or in very early spring. Occasionally sclerotia are transported on bulbs, but the bulbs are usually so noticeably diseased that they are not sold.

**Control.** Remove soil and plants from affected area and for at least 6 inches beyond. Destroy all infected bulbs at harvest. Use a 4- to 5-year rotation.

---

## Rhizopus

Zygomycetes, Mucorales

Sporangium large, globose, multispored, with a columella and a thin wall; sporangio-  
la and conidia lacking. Sporangio-phores arise in fascicles from aerial arching stolons,  
which develop rhizoids at point of contact with substratum (Fig. 2.2).

**Rhizopus arrhizus.** **Soft Rot** on gladiolus corms, light brown and on beet.

**Rhizopus arrhizus** (formerly *Rhizopus oryzae*). **Head Rot** on sunflower.

**Rhizopus nigricans** (Syn. *R. stolonifer*), the common black bread mold.

**Soft Rot** of sweetpotato and other vegetables; **Rhizopus Rot, “Whiskers,”**

**Leak** of peach, strawberry, and other fruits. This is one of the more serious

storage rots of sweetpotato, soft, watery, progressing rapidly, with rotting

complete inside 5 days after visible infection. The tuber is brownish with-

in, covered with a coarse whiskery mycelial growth; there is a mild odor.

Cucurbits, crucifers, carrots, beans, lima beans, onions, peanuts, potatoes,

Jerusalem artichoke, and guava are susceptible to this black mold. Nancy

Hall and Southern Queen are among the more resistant varieties of sweet-

potato. To prevent rot, cure at 80° to 85°F for 10 to 14 days, at high humidity,

to permit rapid corking over of wounds; then store at 55°F.

The fungus is a weak parasite on ripe fruit – peach, fig, strawberry, citrus,

persimmon, pear, avocado and melons. A coarse cottony mold appearing in

wounds and over the surface is covered with sporangia, white when young,

black at maturity. A watery fluid with an offensive odor leaks from the soft

fruit. Avoid wounding in harvesting; do not pack overripe fruit; keep at low

temperature in transit and market. Amaryllis, lily, and tulip bulbs may be

infected.

**Rhizopus oryzae** (see *Rhizopus arrhizus*). **Head Rot** on sunflower.

**Rhizopus stolonifer.** **Soft Rot** of *Euphorbia trigona*.

---

## Roesleria

Ascomycetes, Helotiales

Mycelium inconspicuous; apothecia cup-shaped, opening more or less completely; asci

disappearing early, leaving a persistent mass of spores and paraphyses. Spores hyaline,

one-celled, globose.

**Roesleria hypogaea.** **Root-Rot** of grape.

## Rosellinia

Ascomycetes, Xylariales

Perithecia smooth, ostiole simple or with a low papilla; with a subicle under the fruiting layer; paraphyses present; spores olive to brown, one-celled.

**Rosellinia necatrix** (Syn. *Dematophora*). **White Root Rot** of fig, grape, avocado, apricot, cherry, apple, pear, peach, walnut, holly osmanthus, privet and poplar. This is like Armillaria root rot in that all trees in a certain area are killed, but there are no rhizomorphs or toadstools formed. A white mycelial growth on surface of affected roots turns black and cobwebby. During wet weather a delicate mold forms on surface of bark and on soil around base of tree. Foliage is sparse and wilting, growth slow or none. Crabapples are quite resistant. Plums and apricots can be grown on resistant understock.

---

## Schizophyllum

Basidiomycetes, Aphyllophorales

Pileus leathery; stipe lateral or none; edge of gills split; spores white.

**Schizophyllum commune**. **Wound Rot**, common on dead parts of living trees— maple, boxelder, almond, acacia, ailanthus, birch, catalpa, hickory, peach, pecan and citrus, fig. Fruiting bodies are small, thin, sometimes lobed, up to 2 inches wide, fan-shaped with gray-white downy upper surface, brownish forked gills on underside, common on fruit trees. This pathogen also causes wood decay and decline of apple.

---

## Sclerotinia

► **Blights.**

**Botryotinia narcissicola** (formerly *Sclerotinia narcissicola*). **Narcissus Smoulder**. Perhaps the fungus should be transferred to *Botryotinia*, since there is a conidial stage. The disease is a decay of stored narcissus bulbs, also known on snowdrop, and a rot of foliage and flowers in the open, especially during cold wet seasons. Leaves are distorted, stuck together as they

emerge from soil. Sclerotia are small, black, flattened bodies, up to 1/2 inch long when several grow together, just below outer papery bulb scales. In prolonged storage there is a yellow-brown rot.

*Control.* Remove and destroy diseased plants as soon as noticed; destroy weeds to provide air circulation; spray with bordeaux mixture; discard rotting bulbs at harvest; change location every year.

**Sclerotinia homoeocarpa. Dollar Spot. Small Brown Patch** of turf on bent grasses, fescues and bluegrass. Spots are brown at first, then bleached and straw-colored, about 2 inches in diameter but coalescing to large irregular patches. While leaves are being killed, a fine white cobwebby growth of mycelium can be seen in early morning when dew is present.

**Sclerotinia intermedia. Stem Rot**, market disease of celery, carrot and salsify.

**Sclerotinia minor. Stem Rot** of lettuce, celery, carrot, cocklebur, Austrian winter pea, lana woolly pod vetch, phacelia and basil; also stem rot on fennel, root and crown rot on cabbage, crown rot and wilt on *Cichorium (radicchio)*.

**Root and Pod Rot** of peanut. Resembles rot due to *S. sclerotiorum*, but sclerotia are much smaller. **Crown Rot** of pepper.

**Sclerotinia narcissicola** (see *Botryotinia narcissicola*). **Narcissus Smoulder.** Perhaps the fungus should be transferred to *Botryotinia*, since there is a conidial stage.

**Sclerotinia sclerotiorum. Black Rot** of bulbous iris, hyacinth, narcissus and tulip. Iris fails to start growth, or plants turn yellow, wilt, and die, often in clumps. Bulbs are covered with thin gray masses of mold with black irregular sclerotia between scales. Tulip leaves develop reddish color early in spring, wilt and die; stems and bulbs are rotted into a crumbly mass of fragments and black sclerotia. This is a cool-temperature fungus that stops action about the time the heat-loving *Sclerotium rolfsii* starts in. Remove diseased plants and surrounding soil as soon as noticed. Discard all small bulbs at harvest; plant healthy bulbs in clean soil. The pathogen supposedly dies out after 2 years in soil without suitable host.

**Sclerotinia sclerotiorum. Calyx-End Rot** on apple and **Root and Pod Rot** of peanut, **Root and Stem Rot** of alfalfa.

**Sclerotinia sclerotiorum. Green Fruit Rot** of almond, peach, apricot, fig and strawberry; **Rhizome Rot** of ginseng. In almond, young shoots and fruits are killed and wither soon after petals fall. Infection takes place through jackets from apothecia produced under trees where weeds or crop plants have been previously infected with cottony rot. Losses are serious only when there

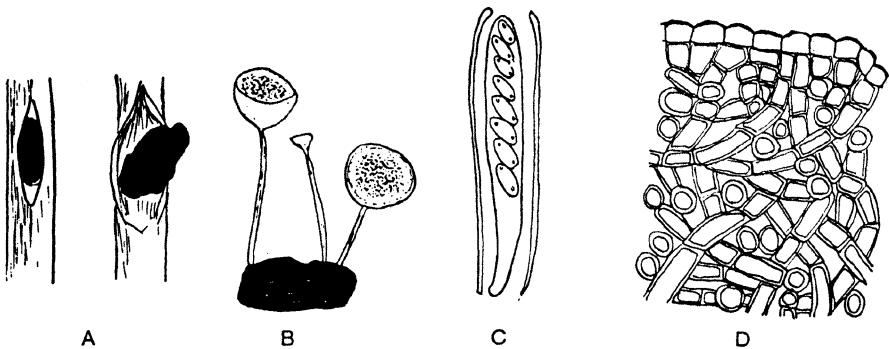
is continuous wet weather during and after blooming. Spraying for brown rot helps to control green rot. Shaking or jarring trees after bloom to remove jackets from young fruits is suggested.

**Sclerotinia sclerotiorum.** **Leaf and Crown Necrosis** of African daisy; **Root Rot** and **Wilt** of peanut. **White Mold Rot** of soybean.

**Sclerotinia sclerotiorum** (*S. libertiana*). **Lettuce Drop, Watery Soft Rot** of endive; **Pink Rot** of celery, **Cottony Rot** of bean, carrot, parsnip, cabbage, and other crucifers and cucurbits. In lettuce, older leaves wilt and fall flat on the ground, leaving center leaves erect, but these are soon invaded by mycelium and reduced to a slimy wet mass. In continued moisture a thick, white cottony mold is formed, bearing large black sclerotia up to the size of peas (see Fig. 3.53). They winter in the soil, send up groups of apothecia in spring. These are brown, cup- to saucer-shaped, up to an inch across, on a stalk. Ascospores are ejected in a veritable cloud; there is no known conidial stage.

*Control.* In commercial celery fields deep plowing or flooding is used to inhibit apothecial production. Sterilize seedbed soil before planting.

**Sclerotinia sclerotiorum.** **Stem Rot** of pepper, cocklebur, tomato, and many ornamentals – aconite, basil, calendula, chervil, canola, chrysanthemum, cynoglossum, dahlia, daisy, delphinium, Gaillardia, gazania, hollyhock, peony, purple coneflower, snapdragon, sunflower, zinnia, and others. The same sort of cottony mold is formed on flower stems as on vegetables, but here the sclerotia are usually inside the pith and so are rather



**Figure 3.53** *Sclerotinia sclerotiorum*. **A** sclerotium formed in pith of stem and one falling out from broken stem; **B** apothecia produced from sclerotium on ground; **C** ascus with paraphyses; **D**, section through sclerotium, with colorless medulla and dark wall on rind cells

long and thin. You can feel them by running thumb and finger along the stem; sometimes the cottony mycelium, or cracks in the stem, or one or two external sclerotia indicate their presence. They are common in peony stems. When sclerotia are formed in flowers, the shape corresponds to floral parts. Sunflowers have large compound sclerotia.

*Control.* Cut out and destroy affected parts, trying to keep sclerotia from falling out onto soil. Dusting with sulfur sometimes checks rapid spread of mycelium.

**Sclerotinia trifoliorum.** **Root Rot, Stem Rot** of cocklebur and alfalfa.

---

## Sclerotium

► Blights.

**Sclerotium cepivorum.** **White Rot** of onion, shallot and garlic. Affected plants die from a rotting at the neck, at which point there is a surface crust of small black sclerotia and a thin weft of white mycelium. The sclerotia are smaller and rounder than those of *Botrytis*. Roots are often rotted off, and sometimes spots in a field covering several square yards are infested.

**Sclerotium rolfsii** (including *Sclerotium delphinii*). **Crown Rot** of delphinium, iris, ajuga, aconite, quinoa, sainfoin, kiwi, and many other ornamentals and vegetables, **Root Rot** and **Wilt** of peanut, **Wet Scale Rot** of narcissus, **Southern Blight**. For a full discussion see *Pellicularia rolfsii* under Blights.

---

## Seaverinia

Ascomycetes, Helotiales

Apothecia shallow, cup- to disc-shaped; a stroma formed but no definite sclerotia; conidia botryose.

**Seaverinia geranii** (Syn. *Sclerotinia geranii*). **Rhizome Rot** on geranium.

---

## Steccherinum

Basidiomycetes, Aphyllophorales

This genus has been separated off from *Hydnum*. The pileus is sessile or substipitate and laterally attached, on a woody substratum; spines are terete or flattened; cystidia present; spores white, smooth.

**Climacoden septentrionalis** (formerly *Steccherinum septentrionale* Syn. *Hydnum septentrionale*) **White Spongy Rot** of heartwood of living maples, beech, hickory, and other hardwoods. A zone of brown discolored wood is around the white rot area, and there are fine black zone lines. The fruiting bodies are large, soft, soggy, creamy white, in very large, bracket-shaped clusters on trunks.

**Hericium obietis** (formerly *Steccherinum abietis* Syn. *Hydnum abietis*). **Brown Pocket Rot** of heartwood of living firs and western hemlock in Pacific Northwest. Elongated pockets, empty or with white fibers, are separated by firm reddish brown wood. Sporophores are like coral, white to cream, up to 10 or 12 inches high and wide, usually on dead trees, sometimes in wounds of living trees.

**Steccherinum abietis** Syn. *Hydnum abietis* (see *Hericium obietis*). **Brown Pocket Rot** of heartwood of living firs and western hemlock in Pacific Northwest.

**Steccherinum septentrionale** Syn. **Hydnum septentrionale** (see *Climacoden septentrionalis*) **White Spongy Rot** of heartwood of living maples, beech, hickory, and other hardwoods.

---

## Stereum

Basidiomycetes, Aphyllophorales

Effused-reflexed to stipitate; spore-bearing surface smooth, pale brown, upper surface with a velvety coating of hairs, formed in several distinct layers; gloeocystidia and cystidia present or lacking; spores smooth, colorless.

**Chondrostereum purpureum** (formerly *Stereum purpureum*). **Silver Leaf, Sapwood Rot**, common on plums and other fruit trees, sometimes important on apples, occasional on shade and ornamental trees, widespread but more serious in the Northwest. The fungus enters through wounds; grows first in heartwood, and then kills sapwood and bark; infected branches develop foliage with dull leaden or metallic luster. If the disease is not checked, the entire tree may be lost. The sporophores appear after death, resupinate to somewhat shelf-shaped, with purple undersurface.



***Stereum fasciatum*** (Syn. *S. ostrea*). **Brown Crumbly Rot**, mostly on slash, sometimes on maple and birch. Thin, leathery grayish sporophores with undersurface light brown, smooth.

***Stereum hirsutum***. **Wood Rot, Sapwood Wound Rot**, occasionally near wounds of living trees – birch, maple, hickory, mountain-mahogany, eucalyptus, peach, and others. Thin, leathery crustlike sporophores have hairy, buff to gray upper surface, smooth gray undersurface.

*Control.* Remove branches and burn at first sign of silvering. Protect trees from wounds; paint pruned surface with bordeaux paste or other disinfectant; keep brush removed from orchard.

***Stereum purpureum*** (see *Chondrostereum purpureum*). **Silver Leaf, Sapwood Rot**, common on plums and other fruit trees, sometimes important on apples, occasional on shade and ornamental trees, widespread but more serious in the Northwest.

***Stereum sanguinolentum***. **Red Heart Rot** of slash and living conifers – firs and eastern white pine. Fruiting bodies are small, not over 2 inches wide; upper surface is a silky pale olive buff; lower surface “bleeds” readily when wounded, dries to grayish brown. Sporophores are produced in profusion on dead wood, occasionally on dead branches of living trees.

---

## Streptomyces

Schizomycetes, Actinomycetales

Intermediate form between bacteria and fungi. Much-branched mycelium that does not fragment in bacillary or coccoid forms; conidia in chains on sporophores; primarily soil forms, some parasitic.

***Streptomyces ipomoea*** (Syn. *Actinomyces ipomoea*) **Soil Rot or Pox** of sweetpotatoes, general New Jersey to Florida and in the Southwest. This pathogen also infects *Jacquemontia*. Leaves are small, pale green to yellow; plants are dwarfed, make little or no vine growth, and may die before end of the season; the root system is poorly developed with most roots rotted off, or breaking off if plant is pulled from the soil. Small dark lesions are formed on stems below the soil line. Pits with jagged or roughened margins, often coalescing, are formed on mature roots. The rot is found in soils at pH 5.2 or above; and is worse in dry soils and seasons. Variety Porto Rico is very susceptible.

*Control.* Apply sulfur to acidify soil to pH 5.0.

## Stromatinia

Ascomycetes, Helotiales, Sclerotiniaceae

Apothecia arising from a thin, black, subcuticular, effuse sclerotium or stroma; small black sclerotia are borne free on mycelium, not giving rise to apothecia. There is no conidial stage; apothecia resemble those of *Sclerotinia*.

**Stromatinia gladioli** (Syn. *Sclerotinia gladioli*). **Dry Rot** of gladiolus, also found on crocus, freesia and tritonia. Lesions on corms start as reddish specks, with slightly elevated darker border; spots enlarge, and centers become sunken, dark brown to black with lighter raised edges; they grow together into irregular areas. On husks the lesions are tobacco brown. Very small black sclerotia are formed on husks, in corm lesions, and on dead stems. Plants in the field turn yellow and die prematurely owing to decay of leaf sheath. Corms may appear normal when dug, the rot developing in storage. The disease is more prevalent in heavy soils, and the fungus can survive several years in soil. Apothecia have been produced artificially by fertilizing receptive bodies on sclerotia with spermatia (microconidia). They are densely crowded, 3 to 7 mm broad, on stipes 6 to 10 mm high.

*Control.* Use soil with good drainage and a 4-year rotation. Removing husks before planting helps to reduce gladiolus rot diseases. Cure corms rapidly after harvest.

**Stromatinia narcissi.** Large-scale speck fungus on narcissus and zephyranthes. Black, thin, round, flat sclerotia 1/2 to 1 mm, adhere firmly to outer scales. The fungus is mostly on bicolor varieties and seems to be saprophytic without causing a definite disease.

---

## Thielaviopsis

Deuteromycetes, Hyphomycetes

Hyphae dark; two kinds of conidia—small, cylindrical, hyaline endogenous spores and large, ovate, dark brown exogenous spores, both formed in chains.

**Thielaviopsis basicola.** **Black Root Rot**, seedling root rot of tobacco and many vegetables – bean, carrot, corn, chickpea, lentil, okra, onion, pea, tomato, corn-salad, vinca, and watermelon; and ornamentals – begonia, cyclamen, gerbera, elm, oxalis, lupine, pelargonium, peony, poinsettia, pansy, scindapsus, and others. There is blackening and decay of roots; young plants damp-

off and die; older plants are stunted, with the decay proceeding until all roots are destroyed. Stem discoloration extends 2 to 3 inches above the soil line. The fungus lives in soil as a saprophyte, entering through nematode wounds. Hyaline conidia produced inside conidioles are forced out through hyphal tips. Chlamydospores are larger, dark, club-shaped, with several cells; they break up so that each pillbox acts as a spore. This disease is especially serious on poinsettia, dwarfing plants, causing misshapen leaves and flower bracts. The rot is most destructive in heavy, cold, slightly acid to alkaline soils well supplied with humus. Long wet periods after transplanting increase rot. Soils with pH lower than 5.6 or sandy soils low in organic matter are less conducive to disease.

*Control.* Sterilize soil for seedbeds; use clean pots for poinsettias and other greenhouse plants; reduce pH with sulfur or by using half peat moss and half soil.

---

## Trametes

Basidiomycetes, Aphyllophorales

Pileus without stipe, sessile to effuse-reflexed, firm; hymenium white or pallid, punky to corky, not friable when dry; tubes unequally sunken.

**Trametes suaveolens. White Wood Rot** of willow and poplar, after wounding. A dry, corky decay with an anise odor begins in lower trunk and progresses upward. Leathery to corky sporophores 6 inches wide are white when young, gray to yellow with age.

---

## Trichoderma

Deuteromycetes, Hyphomycetes

Conidia in heads on conidiophores divided into two or three tips, a single head on each tip; spores hyaline, one-celled.

**Trichoderma viride. Green Mold Rot, Cosmopolitan** on narcissus, also on shallot, garlic, occasional on citrus, but saprophytic. This fungus has an antibiotic or antagonistic effect on *Rhizoctonia*, *Pythium*, and other damping-off fungi and is quite helpful in reducing Armillaria root rot and crown rot due to *Sclerotium rolfsii*.

**Trichoderma harzianum. Fruit Rot** of apples in storage.

---

## Trichothecium

Deuteromycetes, Hyphomycetes

Conidiophores long, unbranched; conidia two-celled, hyaline or bright, single, at apex of conidiophore; upper cell usually larger than basal cell; mostly saprophytic.

**Trichothecium roseum.** Fruit, Storage Rot on tomato, fig, celery, carrot, occasional on quince and pear; a pink mold. **Pink Mold Rot** on plum, nectarine and peach.

---

## Ustulina

Ascomycetes, Xylariales

Stroma globoid, cupulate to pulvinate; carbonaceous, black, somewhat hollow; spores dark, one-celled.

**Ustulina deusta.** White Heart Rot, a brittle white rot with prominent black zones in butts of living hardwoods; prevalent on sugar maple sprouts. Black crusts appear on stumps, logs, and on flat cankered areas of American beech.

---

## Valsa

► Cankers and Diebacks.

**Valsa ambiens** subsp. **leucostomoides.** Causing decay around holes of tapped sugar maples.

---

## Leptographium (Verticicladiella)

Deuteromycetes, Hyphomycetes

Conidiophores upright, tall, brown, branched only near apex, penicillate; conidia (sym-podulospores) hyaline, one-celled, ovoid to clavate, often curved, apical on sympodially formed new growing points, in slime droplets.

**Leptographium abietinum** (formerly *Verticicladiella abietina*). **Root Rot** on white pine.

**Leptographium penicillata** (formerly *Verticicladiella penicillata*). **Root Rot** on white pine.

**Leptographium procera** (formerly *Verticicladiella procera*). **Root Rot** and **Decline** of eastern white pine, sand pine and red pine.

**Leptographium wagnerii** (formerly *Verticicladiella wagnerii*). **Root Rot** on fir and pine.

**Verticicladiella abietina** (see *Leptographium abietinum*). **Root Rot** on white pine.

**Verticicladiella penicillata** (see *Leptographium penicillata*). **Root Rot** on white pine.

**Leptographium procera** (see *Verticicladiella procera*). **Root Rot** and **Decline** of eastern white pine, sand pine and red pine.

**Leptographium wagnerii** (see *Verticicladiella wagnerii*). **Root Rot** on fir and pine.

---

## Xylaria

Ascomycetes, Xylariales

Stroma is upright, simple or branched; perithecia, immersed laterally, are produced after conidia; spores dark, one-celled.

**Xylaria hypoxylon**. **Root Rot** of hawthorn and gooseberry.

**Xylaria mali**. **Black Root Rot** of apple, also honey locust. Wood is soft, spongy, dirty white, with narrow conspicuous black zones forming fantastic patterns. Roots are covered with thin compact white mycelium, which changes to black incrustations. Fruiting bodies are dark brown to black, club-shaped, 1 to several inches high, united at the base, extending upward like a fan. The disease is not common, and where it does occur, only a few trees are killed.

**Xylaria polymorpha**. On decaying wood, identified by cylindrical thumb-like fruiting bodies.

---

# RUSTS

Rust fungi belong to the Uredinales, a highly specialized order of the Basidiomycetes. In common with mushrooms they have spores of the sexual stage borne in fours on a club-shaped hypha known as a basidium, but apart from this they differ very decidedly from woody and fleshy Basidiomycetes. The term rust is applied both to the pathogen and to the disease it inflicts. There are more than 4000 species of rusts, all obligate parasites on ferns or seed plants. Many are heteroecious, completing their life cycle on two different kinds of plants; but some are autoecious (monoecious), having all spore forms on a single host species. There are only two families, Melampsoraceae and Pucciniaceae.

Many rusts show physiological specialization, the existence within a species of numerous strains or races that look alike but attack different varieties of crop plants, thus greatly complicating the problem of breeding for rust resistance. Rusts with a complete life cycle have five different spore forms, numbered 0 to IV.

0. *Pycniospores* (spermatia) formed in *pycnia* (spermagonia). The pycnia resemble pycnidia of Ascomycetes, are usually on upperside of leaves. They discharge one-celled pycniospores with drops of nectar, and these, usually distributed by insects attracted to the sweet secretion, function in fertilization.
- I. *Aeciospores* (aecidiospores), one-celled, orange or yellow, formed, often in chains, in a cuplike sorus or *aecium*, which has a peridium (wall) opening at or beyond the surface of the host.
- II. *Urediospores* (uredospores, summer spores, red rust spores), one-celled, walls spiny or warty, reddish brown, on stalks or in chains in a *uredium* (uredinium or uredosorus), over which the epidermis of the host is broken to free the spores. Resting II spores, formed by some rusts, have thicker and darker walls.
- III. *Teliospores* (teleutospores, winter spores, black rust spores), one or more cells, in *telia* (teleuto sori), either on stalks, as in the family Pucciniaceae, or sessile, in crusts or cushions as in the Melampsoraceae.

IV. *Basidiospores* (sporidia) on a basidium or promycelium formed by the germinating teliospore. Basidium is usually divided transversely into four cells, with one sporidium formed from each cell at the tip of a sterigma.

In heteroecious rusts spore stages 0 and I are formed on one host and II and III on another, and are so indicated in the information given with each species. Stage IV always follows III on germination. Although most autoecious rusts have all spore forms, on one host, there are a few short-cycle (microcylic) rusts with some spore stages dropped out. For a detailed life history of a heteroecious rust, ► *Puccinia graminis*.

Gardeners frequently mistake a reddish discoloration of a leaf, perhaps due to spray injury or weather or a leaf-spot fungus, for rust. True rust is identified by the presence of rust-colored spores in powdery pustules or perhaps gelatinous horns. With rusts, the discoloration of tissue is yellowish, not red, and it is due to increased evaporation from the broken epidermis. Plants are often stunted.

Losses in food crops due to rust have been enormous since the beginning of history. The Romans had a festival to propitiate the rust gods. Now we try to do it by removing the alternate host, barberry to save wheat, black currants to save white pine; or by developing more and more resistant varieties for the ever increasing rust strains; or by the use of fungicides, classically sulfur, latterly some of the carbamates, and, in a few cases, antibiotics.

---

## Achrotelium

Melampsoraceae. Telia on underside of leaves; spores one-celled at first, four-celled on germination, stalked.

**Achrotelium lucumae.** II, III on lucuma and egg fruit, Florida.

---

## Aecidium

This is a form genus, a name applied to the aecial stage where the full cycle is unknown and 0 and I are the only spores. Aecia have a peridium and catenulate spores. There are many species.

**Aecidium avocense.** On poppy-mallow, probably aecial stage of *Puccinia avocensis*.

**Aecidium conspersum.** On houstonia and galium, Wisconsin.

**Aecidium rubromaculans.** On viburnum, Florida.

---

## Angiospora

▶ *Physopella*.

---

## Aplopsora

Melampsoraceae. Teliospores sessile, hyaline, one-celled, in a single layer; aecia unknown.

**Aplopsora nyssae.** On tupelo, II, III.

---

## Baeodromus

Pucciniaceae. Spores one-celled; telia pulvinate, erumpent; short chains of spores.

**Baeodromus californicus.** On senecio, III.

**Baeodromus eupatorii** (see *Coleosporium steviae*). On eupatorium.

**Coleosporium steviae** (formerly *Baeodromus eupatorii*). On eupatorium.

---

## Bubakia (Phakopsora)

Melampsoraceae. Telia indehiscent, lenticular, spores formed in irregular succession, one-celled. Uredia without peridium or paraphyses.

**Bubakia erythroxylois.** On erythroxylois.

---

## Caeoma

Form genus. Aecia with catenulate spores but no peridium.

**Caeoma faulliana** (see *Melampsora medusae*). **Needle Rust** on alpine fir. Aecia orange-yellow, on needles of current year.

**Caeoma torreyae.** On torreyae, California.

**Melampsora medusae** (formerly *Caeoma faulliana*). **Needle Rust** on alpine fir. Aecia orange-yellow, on needles of current year.



---

## Cerotelium

Pucciniaceae. Spores one-celled; teliospores in a many-layered mass; hyaline, not exserted through stomata; aecia with peridium; uredia with paraphyses; spores borne singly.

**Cerotelium dicentrae.** 0, I on bleeding heart; II, III on *Urticastrum*.

**Cerotelium fici** (*Physopella fici*). **Fig Rust**, II, III on common fig, Florida strangler fig and osage-orange, Alabama, Florida, Louisiana, Minnesota, South Carolina, Texas.

---

## Chrysomyxa

Melampsoraceae. Teliospores in cylindrical or branching chains; promycelium exserted; urediospores typically in short chains; uredia without peridium.

**Chrysomyxa arctostaphyli.** On bearberry, III.

**Chrysomyxa chiogenis.** II, III on creeping snowberry; 0, I on spruce.

**Chrysomyxa empetri.** II, III on crowberry; 0, I on red and white spruce. Aecia on upper and lower surfaces of needles.

**Chrysomyxa ilicina.** II, III on American holly.

**Chrysomyxa ledi.** 0, I, on black, red and Norway spruce; II, III on underside of leaves of *Ledum* spp.

**Chrysomyxa ledi** var. **cassandrae**. **Spruce Needle Rust.** 0, I on black, red, blue and Engelmann spruce; II, III on bog rosemary (*Chamaedaphne*). May become epidemic on spruce, causing considerable defoliation.

**Chrysomyxa ledi** var. **groenlandici.** On Labrador-tea, Michigan, New Hampshire.

**Chrysomyxa ledi** var. **rhododendri.** II, III on rhododendron, Washington. A European rust first noted on Pacific Coast in 1954, apparently entering despite quarantine on nursery stock. Yellow uredia on leaves.

**Chrysomyxa ledicola.** 0, I on white, black red, blue, Engelmann, and Sitka spruce; II, III on upper side of leaves of *Ledum* spp. Spruce needles may be so discolored that trees appear yellow.

**Chrysomyxa moneses.** On Sitka spruce and moneses.

**Chrysomyxa piperiana.** 0, I on Sitka spruce; II, III on underside leaves of *Rhododendron californicum*, California, Oregon, Washington.

**Chrysomyxa pirolata** (*C. pyrolae*). 0, I on cones of black, blue, Engelmann,

Norway, red and white spruce; II, III on pyrola. Aecia are on upper side of cone scales; infected cones turn yellow, produce no seed.

**Chrysomyxa weirii. Spruce Needle Rust.** III on Engelmann and red spruce. Waxy orange to orange-brown elongate or elliptical telia occur on 1-year needles. This is the only spore stage known; teliospores can reinfect spruce.

---

## Coleosporium

Melampsoraceae. Pycnia and aecia are on pines; uredia and telia on dicotyledons. Pycnia subepidermal or subcortical, flattish, linear, dehiscent by a slit; aecia on needles, erumpent, with prominent peridium, spores ellipsoid or globular; uredia erumpent, powdery without peridia; urediospores globose or oblong, catenulate, with verrucose (warty) walls; telia indehiscent, waxy, gelatinous on germination; spores sessile or obscurely catenulate, one-celled, smooth but with thick and gelatinous walls.

**Coleosporium apocyanaceum.** 0, I on loblolly, longleaf, and slash pines; II, III on *Amsonia* spp. in the Southeast.

**Coleosporium asterum** (*C. solidaginis*). **Needle Blister Rust** of pine. 0, I on all two- and three-needle pines in eastern United States; II, III on aster and goldenrod, on China aster (except far South), on golden aster (*Chrysopsis*), erigeron, grindelia, seriocarpus, and other composites. This blister rust on pine needles has pustules higher than they are long, in clusters or short rows. The rust is fairly common on ornamental pines in gardens, wintering on aster and related composites. Older needles of young pines may be severely infected, with white aecia conspicuous in spring and early summer. Aster leaves have bright orange-yellow spore pustules on undersurface. Destroy goldenrod near pines.

**Coleosporium crowellii.** III only stage known; on needles of pinon and limber pines, Arizona, Colorado, New Mexico, Utah, Nevada, and California.

**Coleosporium delicatulum.** **Pine Needle Rust.** 0, I on two- and three-needle pines; II, III on goldenrod and euthamia.

**Coleosporium helianthi.** 0, I on two- and three-needle pines, especially in the Southeast; II, III on silphium and parthenium.

**Coleosporium helianthi.** **Sunflower Rust.** 0, I on pitch and short-needle pines; II, III on wild and cultivated sunflower, Jerusalem artichoke and heliopsis. Sunflower leaves, with brown rust pustules, dry up and drop. Control is not easy.

**Coleosporium ipomoeae.** 0, I on southern and Chihuahua pines; II, III on moonflower, morning-glory, sweetpotato, jacquemontia, and quamoclit; most abundant in warmer regions. The uredia are orange-yellow, telia deep reddish orange on sweetpotato.

**Coleosporium jonesii.** 0, I on pinon pine; II, III on flowering currant and gooseberry.

**Coleosporium lacinariae.** 0, I on loblolly, longleaf, and pitch pines; II, III on liatris.

**Coleosporium mentzeliae.** On mentzelia.

**Coleosporium minutum.** 0, I on loblolly and spruce pines; II, III on forestiera.

**Coleosporium pacificum.** 0, I on Monterey, Coulter, and Jeffrey pines; II, III on marigold, sunflower, tarweed, and other composites.

**Coleosporium pinicola.** III on Virginia or scrub pine.

**Coleosporium tussilaginis.** 0, I on pitch, red, and Virginia pines; II, III on campanula, lysimachia, and specularia, Underside of bluebell leaves are covered with orange to reddish brown pustules. Leaves dry; plants are stunted.

**Coleosporium tussilaginis.** 0, I on Scotch pine; II, III on sow-thistle.

**Coleosporium tussilaginis.** 0, I, unknown; II, III on senecio.

**Coleosporium vernoniae.** 0, I on two- and three-needle pines in South; II, III on elephantopus.

**Coleosporium vernoniae.** 0, I on various two- and three-needle pines; II, III on ironweed.

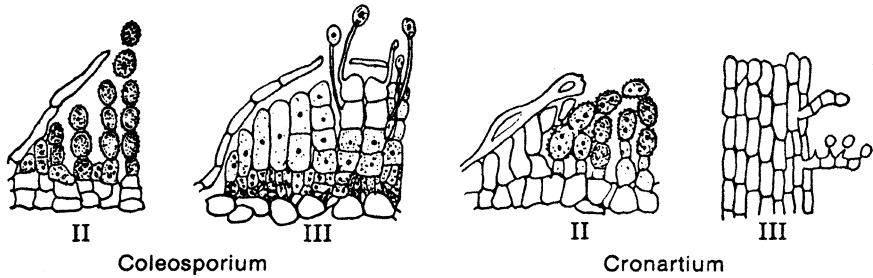
**Coleosporium viburni.** 0, I, unknown; II, III on *Viburnum* spp.

---

## **Cronartium (Causing Blister Rusts)**

Melampsoraceae. Heteroecious; pycnia and aecia on trunk and branches of pine; uredia, telia on herbaceous or woody dicotyledons.

Pycnia on stems, caeomoid, forming blisters beneath host cortical layer; dehiscent by longitudinal slits in bark; aecia on trunks, erumpent, with peridium sometimes dehiscent at apex, more often splitting irregularly or circularly at side; aeciospores ellipsoid with coarsely warted walls, sometimes with smooth spot on one side. Uredia on underside of leaves or on stems of herbaceous hosts; delicate peridium, dehiscent at first by a central pore; urediospores borne singly on pedicels, ellipsoidal with spiny walls; telia erumpent, often coming from uredia; catenulate, one-celled teliospores often form an extended cylindrical or filiform column, horny when dry (see Fig. 3.54).



**Figure 3.54** Pine Rusts. *Coleosporium asterum*, uredial (II) and telial (III) stages on aster, teliospores germinating *in situ*. *Cronartium ribicola*, II and III stages on currant

Blister rusts are characterized by swellings that are globose, subglobose, or fusiform, depending on species. A rust on a pine stem is invariably a *Cronartium*, although this stage has often gone under the name of *Peridermium*.

***Cronartium appalachianum* (*Peridermium appalachianum*).** I on Virginia pine, North Carolina, Tennessee, Virginia, West Virginia. Girdling bark lesions with columnar aecia.

***Cronartium coleosporioides*.** **Ponderosa Pine Rust,** widespread in Rocky Mountains; II, III on Indian paintbrush.

***Cronartium coleosporioides* (*C. filamentosum*).** **Western Gall Rust, Paintbrush Blister Rust.** 0, I on lodgepole, ponderosa and Jeffrey pines, in West; II, III on Indian paintbrush, birds-beak, owls-clover and wood-betony. Slight swellings are formed on twigs, trunks, and branches; many lodgepole pine seedlings are killed.

***Cronartium comandrae*.** **Comandra Blister Rust.** 0, I on ponderosa, Arizona, and lodgepole pines in West and pitch, mountain, jack, loblolly, Austrian, Scotch, and maritime pines in the East; II, III on bastard toadflax (*Comandra* spp.). Destructive effect is limited to distribution of toadflax, which is widespread but locally restricted to small areas. Ponderosa pine suffers most severely, with many seedlings and saplings destroyed; occasionally a large tree is attacked.

***Cronartium comptoniae*.** **Sweet-Fern Blister Rust.** 0, I on two- and three-needle pines; II, III on sweet-fern and sweet gale in northern pine regions and south to North Carolina, and on Pacific wax-myrtle on Pacific Coast. Young pines may be girdled and killed, but are fairly safe after attaining a trunk diameter of 3 inches. Losses in nurseries and plantations are high, especially among lodgepole and ponderosa pines. Affected stems swell slightly near the base with long fusiform swellings or depressed streaks on

eastern hard pine; pitch oozes out from insect wounds in these areas. Killing of main stem often results in multiple-stemmed shrublike trees. Orange aecia appear on 3-year seedlings, preceded by pycnia the year before; spores are wind-borne many miles to herbaceous hosts.

*Control.* Remove *Myrica* species for several hundred yards around nurseries or pine plantations, and allow no large groups within a mile.

**Cronartium conigenum. Pine Cone Rust.** 0, I on cones of Chihuahua pine; II, III on oaks in Southwest. Cones develop in large galls producing aecia with distinct, erumpent peridium 2 or 3 years after infection.

**Cronartium harknessii** (see *Endocronartium harknessii*). **Western Gall Rust.** 0, I on Jeffrey, ponderosa, lodgepole, and digger pines; II, III on Indian paintbrush, lousewort, owls-clover, or omitted, with direct infection from pine to pine.

**Cronartium occidentale. Pinon Blister Rust.** 0, I in pinon and Mexican pinon; II, III on currant, gooseberry and flowering currant. This rust cannot be told from whitepine blister rust on *Ribes* hosts, but is differentiated by the type of pine attacked. Aecia on Mexican or singleleaf pinon are distinct sori; on pinon they form broad layers under bark.

**Cronartium quercuum** f. sp. **fusiforme.** **Rust** on pine.

**Cronartium quercuum** f. sp. **fusiforme. Southern Fusiform Rust,** 0, I on hard pines in southern states, especially loblolly, slash, and pitch pine; II, III on evergreen oaks on underside of leaves. Pine stems have pronounced spindle-shaped swellings, sometimes with witches' brooms. Branch infections that do not reach the main trunk are not serious, but those that go on to the trunk may kill the tree. Longleaf pines are rather resistant, and shortleaf *P. echinata* almost immune. Pines well spaced in good locations grow more rapidly and may have more rust than those in poor sites. It has also been reported on oaks.

*Control.* Prune branches yearly before swellings reach main stem.

**Cronartium quercuum** (*C. cerebrum*). **Eastern Gall Rust.** 0, I on pines, especially scrub and shortleaf in the South; II, III on chestnut, tanbark and oak. Globose to subglobose galls are formed on pine stems; in spring aecia break through the bark in more or less cerebroid (brainlike) arrangement.

**Cronartium ribicola. White Pine Blister Rust.** 0, I on eastern white pine from Maine to Virginia and Minnesota, on western white pine in the Pacific Northwest, on sugar pine in California; II, III on currant, flowering currant and gooseberry. Occurs also on limber pine in Northcentral and Southeastern Wyoming.

This dread disease is supposed to have originated in Asia, whence it spread to Europe, where the eastern white pine introduced from America was very susceptible. White pine blister rust was found in Russia in 1854, and by 1900 had spread over most of Europe. It was recorded on *Ribes* at Geneva, New York, in 1906, but probably was there some years previously. In 1909 it was found on pine, at which time it was learned that infected pines from a German nursery had been widely planted throughout the Northeast. The next year the disease reached Vancouver, British Columbia, in a shipment from a French nursery, whence it spread to Washington, Oregon, Northern California, Idaho, and western Montana. Thus from cheap stock brought in for forest planting has come one of our greatest forest hazards. Our present quarantine laws are designed to prevent such introductions.

The western white sugar and whitebark pines are even more susceptible to blister rust than eastern white pine; but in either case robust, dominant trees are more severely attacked, with frail individuals lightly infected. This however, is partly explained by more vigorous trees having more needles to receive spores. Of the *Ribes* species, black currant is most susceptible and dangerous. Cultivated red currants are somewhat resistant, causing a minimum of pine infection; Viking and Red Dutch varieties are practically immune. Wild gooseberries and skunk currant are highly susceptible in the Northeast, as are western black currant, stink currant, and red flowering currant. The greater the susceptibility of the *Ribes* species, the more spores are produced to inoculate pines, with proportionate damage.

*Symptoms and Life History.* When a spore arrives on a pine needle from a currant, the first sign of infection is a small golden yellow to reddish brown spot. The next season, or possibly in two years, the bark looks yellowish, often with an orange tinge to the margin of the discolored area, and there may be a spindle-shaped swelling. If such symptoms appear early in the season, pycnia are formed in bark by July or August; but if discoloration is delayed until midsummer, they appear the next year. The male fruiting bodies are small, honey yellow to brown patches, swelling to shallow blisters and rupturing to discharge drops of a yellowish, sweet liquid. After this is eaten by insects or washed away by rain, the lesions turn dark. The next spring or summer aecia push through the bark in the same region. These are white blisters, rupturing to free orange-yellow aeciospores, which are carried away by wind. The bark then dries out and cracks, with death of cambium and underlying wood. The disease has taken 3 to 6 years to reach this stage.

Production of aecia continues yearly until stem is killed beyond the lesion. Dead foliage assumes a conspicuous red-brown color. This “flag” of brown on a green background is the most conspicuous symptom of blister rust before death of the pine. Infection progresses downward from small to larger branches and into trunk. Swellings are not apparent on stems much over 2 inches in diameter on eastern white pine, but in the West they sometimes show up in stems 5 inches through. Larger limbs and trunks sometimes show constriction in the girdled area.

The aeciospores, large, ellipsoidal, with thick, warty walls, are carried by wind great distances to *Ribes* species (they cannot re infect pine). They send their germ tubes into a currant or gooseberry leaf through stomata, and within 1 to 3 weeks pinhead-size blisters appear in clusters on yellowed leaf tissue. These uredia rupture to release large, ellipsoidal, yellow urediospores with thick, colorless walls and short, sharp but sparse spines. The spores are somewhat moist and sticky, and are windborne short distances to other *Ribes* bushes nearby. There may be up to seven generations in a summer, or the spores may remain viable over winter in uredia; this stage can infect only currant.

In late summer telia follow uredia in the same or new leaf lesions, appearing as short brown bristles on underside of leaves or looking like a coarse felt. Each felty bristle is composed of vertical rows of broad, spindle-shaped spores, which germinate *in situ* to a five-celled promycelium with each of the four upper cells bearing at the point of a sterigma a small, thin-walled, round basidiospore. This cannot re infect currant and soon dies from exposure to the sun unless the wind blows it immediately to a pine needle. The effective range is around 300 feet except for spores from black currants, which can be carried a mile. The spores from pine to currant can be carried many miles, up to 300. Blister rust is more important at elevations of 1000 feet or over, where it is increased by lower temperatures and more rainfall.

*Control.* Eradication of the *Ribes* host is definitely effective in controlling white pine blister rust. This means complete removal of black currants and local removal of cultivated red and wild currants and gooseberries within 300 or 900 feet of pines, according to state regulations, taking care to get all the root system capable of resprouting.

Blister rust is seldom found on ornamental pines in cities; the smoke and fumes are unfavorable to the fungus. Elsewhere valuable ornamentals can be saved by cutting off infected branches and cleaning out trunk infection, stripping off diseased bark and a 2-inch side margin, 4-inch margin at top

and bottom, of healthy bark. If the cankers are nearer to the trunk than 6 inches, the bark should be excised around the branch stub. The red currant Viking is immune to blister rust, and a couple of black currant hybrids are resistant. Some white pines are exhibiting resistance.

**Cronartium stalactiforme** (see *Peridermium stalactiforme*). 0, I on lodgepole pines in Rocky Mountain regions; II, III on Indian paintbrush.

**Cronartium strobilinum. Pine Cone Rust.** 0, I on cones of longleaf and slash pines; II, III on evergreen oak. Cones are swollen, reddish; 25 to 90% drop.

**Endocronartium harknessii** (formerly *Cronartium harknessii*). **Western Gall Rust.** 0, I on Jeffrey, ponderosa, lodgepole, and digger pines; II, III on Indian paintbrush, lousewort, owls-clover, or omitted, with direct infection from pine to pine. Galls are globose, with large, confluent aecia; bark sloughs off in large scales; witches' brooms are formed. A variety of this species, alternate stage unknown, occurs on Monterey and knobcone pines in California.

*Control.* Remove trees with galls for a distance of 300 yards around nurseries. Do not ship infected trees from nurseries.

**Peridermium stalactiforme** (formerly *Cronartium stalactiforme*). 0, I on lodgepole pines in Rocky Mountain regions; II, III on Indian paintbrush. The rust enters pine trunks through small twigs, producing diamond-shaped lesions that elongate an average of 7 inches a year, but grow laterally less than 1/2 inch. Removal of diseased trees is the only known control.

---

## Cumminsiella

Pucciniaceae. Autoecious; teliospores two-celled; pycnia and other sori subepidermal; aecia cupulate.

**Cumminsiella mirabilissima.** 0, I, II, III on barberry and mahonia in the West, Arizona, California, Colorado, Idaho, Montana, Nebraska, New Mexico.

**Cumminsiella texana.** On barberry, Texas.



---

## Desmella

Pucciniaceae. Uredia and telia subepidermal, protruding in tufts; uredia without peridium or paraphyses. Spores globoid, on pedicels, two-celled.

**Desmella aneimiae.** On Boston fern, Florida.

---

## Endocronartium

Badisiomycete, Uredinales, Pucciniaceae.

**Endocronartium harknessii.** Western Gall Rust or Pine-Pine Gall Rust on pine.

---

## Endophyllum

Pucciniaceae. Teliospores in form of aeciospores; telia with cupulate peridium.

**Endophyllum sempervivi.** III on houseleek and hen-and-chickens. Succulent leaves may be covered with reddish pustules. This is not common, but may be serious. Clean out infected parts.

**Endophyllum tuberculatum.** III on hollyhock and checkermallow.

---

## Frommeella

Pucciniaceae. Teliospores two-to many-septate; aecia and uredia erumpent.

**Frommeella duchesneae.** II, III on mock-strawberry, false strawberry, or Aztec Indian berry.

---

## Arthuriomyces (Gymnoconia)

Pucciniaceae. Uredia lacking; aecia present but without peridium; teliospores two-celled, one pore in each cell.

**Arthuriomyces peckianus** (formerly *Gymnoconia peckiana* (*G. interstitialis*)). **Orange Rust** of blackberry. 0, I, III on blackberry, dewberry and

black raspberry, first described from eastern United States in 1822, present from Canada to Florida and from Alaska to southern California. Very bright orange spores cover underside of leaves in spring. The mycelium is perennial in the bush, living throughout the year between cells of the stem, crown, and roots, each season invading new tissue as new growth begins. Shoots may be bunched, often with a witches' broom effect; plants are dwarfed. Spraying is useless; infected plants never recover. Plant only healthy stock, obtained from a nursery where the disease is unknown. Remove infected plants showing upright habit of growth, yellow color, and glistening yellowish dots of pycnia before the orange spore stage appears. Blackberry varieties Eldorado, Orange Evergreen, Russell, Snyder, Ebony King, dewberry *Leucretia*, and boysenberries are quite resistant.

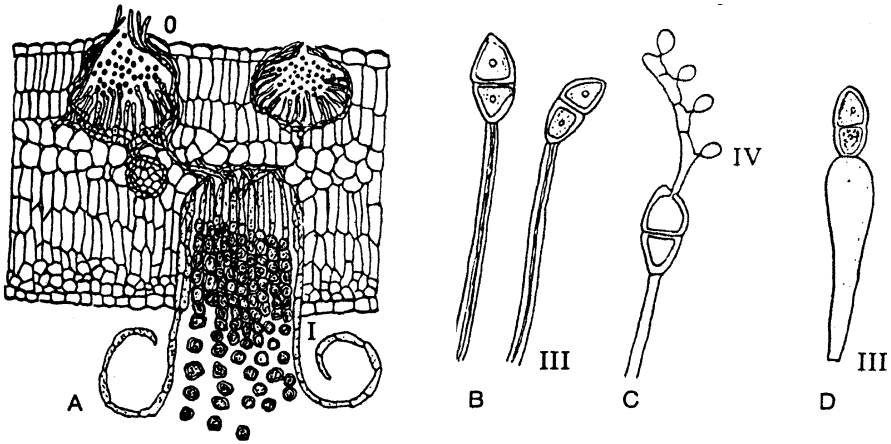
**Gymnoconia peckiana (G. interstitialis)** (see *Arthuriomyces peckianus*). **Orange Rust** of blackberry. 0, I, III on blackberry, dewberry and black raspberry, first described from eastern United States in 1822, present from Canada to Florida and from Alaska to southern California.

---

## Gymnosporangium

Pucciniaceae. All but one species heteroecious. Pycnia and aecia usually on trees and shrubs of the apple family; telia confined to cedars and junipers except for one species on cypress; uredia wanting. Teliospores thick- or thin-walled, various in form but mostly flat, tongue-shaped, expanding greatly when moistened, usually with two cells; walls smooth, one to several pores in each cell; pedicel colorless, usually with outer portion swelling and becoming jellylike when moistened. Aecia are highly differentiated and conspicuous, with catenulate aeciospores, deeply colored with verrucose walls (see Fig. 3.55).

The life cycle is similar in all juniper leaf rusts. In early summer, small, slightly swollen spots appear on leaves of the pomaceous host, then small raised specks in this area on the upper surface, openings of flask-shaped pycnia embedded in leaf tissue. After exuding an orange liquid containing pycniospores, the specks are black. Later, aecia push out on the underside of the same spots as dingy white columns, rosetalia, with the outer coating rupturing to release a powdery mass of yellow to brown aeciospores. The ruptured segments sometimes make the open aecium look star-shaped, but in the common cedar-apple rust aecia are cup-shaped. Aecia are also formed on fruit and tender green stems. Aeciospores released during summer are wind-borne to junipers. Mycelium winters in the juniper needle or stem, and in spring galls are started that take a year or more to produce teliospores in cushions or horns.



**Figure 3.55** Cedar-Apple Rust. *Gymnosporangium juniperi-virginianae*. **A** section through crabapple leaf with pycnidia (*O*) on upper surface and aecium (*I*) with prominent peridium and aeciospores in chains on under-surface; **B** two-celled teliospores on gelatinous stalks, which help form the jellylike telial horns on cedar galls; **C**, teliospores germinating with a promycelium and basidiospores; **D** teliospore of *G. clavipes*, the quince rust

***Gymnosporangium bermudianum***. *O*, *I*, *III* on stems of eastern and southern red-cedar in the Gulf states. No alternate host; aecia precede telia on small galls.

***Gymnosporangium bethelii***. *III* on Rocky Mountain juniper; *O*, *I* on fruits of hawthorn.

***Gymnosporangium bethelii***. *III* on stems of prostrate and Rocky Mountain junipers; *O*, *I* on leaves, fruit of hawthorn. Telia are 3 to 4 mm high on irregular galls on cedar twigs and branches.

***Gymnosporangium biseptatum***. *III* on stems of *Chamaecyparis thyoides*; *O*, *I* on amelanchier. Spindle-shaped swelling in stem; trees may die.

***Gymnosporangium clavariiforme***. *III* on common and mountain juniper; *O*, *I* on chokeberry, amelanchier, pear and quince. Slender telia 5 to 10 mm high produced on long fusiform swellings on branches.

***Gymnosporangium clavipes***. **Quince Rust**. *III* on eastern red-cedar, dwarf, mountain, and prostrate junipers; *O*, *I* on fruits and young stems of amelanchier, apple, chokeberry, crabapple, hawthorn, mountain-ash, quince, Japanese quince and pear. Short slight swellings, somewhat spindle-shaped, occur in cedar twigs and branches, many of which die. On the main trunk, infected areas are black rough patches or rings around the bark. Mycelium is perennial, confined to the outer layer of living bark; it can sometimes be

scraped out by scraping the bark. On pomaceous hosts, the disease is most frequent on fruits, often causing distortion. Rust sometimes affects twig and buds but seldom leaves. Aecia are particularly prominent on hips of English hawthorn, with long whitish perithecium around orange spores.

*Control.* Some apple varieties susceptible to apple rust are rather resistant to quince rust, including Jonathan, Rome, Ben, Davis, and Wealthy. Red Delicious is quite susceptible. Destroy cedars in neighborhood of orchards; spray as for apple rust.

**Gymnosporangium confusum.** III on Savin Juniper; 0, I on hawthorn.

**Gymnosporangium cornutum** (*G. auriantiacum*). **Juniper Gall Rust.** III on leaves and stems of common juniper; 0, I on mountain-ash.

**Gymnosporangium cunninghamianum.** III on Arizona cypress; 0, I on amelanchier.

**Gymnosporangium davisii.** III on mountain and common juniper; 0, I on leaves of red and black chokecherry. Telia are usually on upper surface of needles, sometimes at base of stems.

**Gymnosporangium effusum.** III on eastern red-cedar; 0, I on chokeberry. Fusiform swellings on cedar trunk and branches.

**Gymnosporangium ellisii.** **Witches' Broom Rust.** III on southern white cedar (*Chamaecyparis*); 0, I on sweet-fern, gale, bayberry, wax-myrtle leaves, fruits and young stems. Aecia are cluster cups; telia are cylindrical, filiform, 3 to 6 mm high, appearing on leaf blade or axil the first season after infection, thereafter only on stems, invading inner bark and wood. Witches' brooms are abundant; even large trees die if heavily broomed.

**Gymnosporangium exiguum.** III on leaves of alligator and Mexican junipers, eastern red-cedar; 0, I on leaves, fruits of hawthorn.

**Gymnosporangium exterum.** III on stems of eastern red-cedar; 0, I on gillenia. Flattened telia anastomose over short fusiform swellings with roughened bark on cedars. Also galls on stems of juniper.

**Gymnosporangium floriforme.** III on red-cedar; 0, I on leaves of hawthorn. Cedar galls are small.

**Gymnosporangium fraternum** (*G. transformans*). III gall on *Chamaecyparis thyoides*; 0, I on chokeberry.

**Gymnosporangium globosum.** **Hawthorn Rust,** III general on eastern red-cedar, also on dwarf, prostrate, and Rocky Mountain junipers; 0, I mostly on hawthorn, also on apple, crabapple, pear and mountain-ash. Leaf galls on cedar are very similar to those of common cedar-apple rust, but are smaller, seldom over 1/2 inch, nearer mahogany red in color, and not perennial, pro-

ducing telial horns one season only. Apple and pear foliage may be slightly affected but not the fruit; aecia are common on hawthorn pips.

**Gymnosporangium gracile.** III **Witches' Broom** on juniper; 0, I on hawthorn, quince, and shadbush.

**Gymnosporangium asiaticum.** III on leaves of Chinese juniper; 0, I on Chinese flowering quince and pear.

**Gymnosporangium harknessianum.** III on western juniper; 0, I on amelanchier, chiefly on fruits, sometimes stems. Papery margins of aecia are usually long.

**Gymnosporangium hyalinum.** III on southern white-cedar; 0, I on hawthorn and pear leaves. Slight swellings are formed on small twigs and branches of white-cedar.

**Gymnosporangium inconspicuum.** III on Utah juniper; 0, I on fruits, mostly of amelanchier and squaw-apple. Juniper leaves turn yellow; rarely telia appear on branches.

**Gymnosporangium japonicum** (*G. photiniae*). III gall on stems of Chinese juniper; 0, I on photinia.

**Gymnosporangium juniperi-virginianae.** **Cedar-Apple Rust.** III general on red cedar, eastern and southern, on prostrate and Rocky Mountain junipers; 0, I general on apple and crabapple east of Great Plains. The fungus is a native of North America and does not occur elsewhere. It is more important commercially in the apple-growing regions of the Virginias and Carolinas and certain states in the Mississippi Valley. It is important in many areas on ornamental crabapples in home plantings.

The cedar "apples" or galls vary from 1/16 inch to over 2 inches across. Leaves are infected during the summer, and by the next June a small, greenish brown swelling appears on upper or inner leaf surface. This enlarges until by autumn the leaf has turned into a chocolate brown, somewhat kidney-shaped gall covered with small circular depressions. The next spring in moist weather orange telial horns are put forth from the pocketlike depressions. The teliospores are enveloped in a gelatinous material that swells vastly, a gall covered with horns sometimes reaching the size of a small orange. They germinate in place to produce the basidiospores, which are carried by wind to infect apple or other deciduous host.

By midsummer, apple leaves show yellow areas with amber pustules on upper surface; but after pycnia have exuded drops of sticky liquid, they appear as black dots in a rather reddish circle. On the undersurface of these spots small cups are formed, with recurved fimbriate margins. These aecia may

also appear near stem end of apples and are common on swollen twigs of crabapple. Spores from these cups are blown back to the cedar in late summer, the entire cycle thus taking 2 years, 18 to 20 months on the cedar, 4 to 6 on the apple host.

Chief injury is to the apple host, the rust causing premature defoliation, dwarfing and poor-quality fruit. On very susceptible crabapples, such as Bechtel's crab, repeated infection may cause death of the branches or of the entire tree. All our native crabapples are susceptible; most Asiatic varieties are resistant.

*Control.* Care in planning is most important. Don't let your landscape architect or gardener put cedars and native crabapples or hawthorns close together. Keep them separated as far as possible with a windbreak in between of some tall nonsusceptible host. Some states have laws prohibiting red-cedars within a mile of commercial apple orchards, but for practical garden purposes a few hundred yards is sufficient, the danger markedly decreasing with distance, especially with a house or hedge as a windbreak.

If junipers are already planted, it is possible in late winter to go over small specimens and remove galls before spore horns are formed. Spraying in spring inhibits telial development and germination of teliospores. Spray red-cedars in August to prevent infection from crabapples.

Fairly resistant apple varieties are Baldwin, Delicious, Rhode Island and North-western Greening, Franklin, Melrose, Red Astrachan, Stayman, and Transparent. Avoid susceptible Jonathan, Rome, Wealthy, and York Imperial. Most junipers susceptible to apple rusts are cultivars of *Juniperus virginiana* and *J. scopulorum*. Many cultivars of *J. chinensis* and *J. horizontalis* are resistant, and there are even some resistant forms of *J. virginiana*.

**Gymnosporangium kernianum.** III on alligator, Utah, and western junipers; 0, I on amelanchier and pear. Telia arise between leaves on green twigs, but mycelium is perennial in stems, causing dense witches' brooms 6 to 18 inches in diameter.

**Gymnosporangium libocedri.** III on incense cedar; 0, I on leaves, fruits, of amelanchier and hawthorn, also apple, crabapple, pear, quince, Japanese quince and mountain-ash. Aecium is a cluster cup on foliage; telia are always on leaves; witches' brooms and swellings are produced on branches, rarely on trunks. The fungus is said to persist in the mycelial stage up to 200 years.

**Gymnosporangium multiporum.** III on stems of western, one -seed, and Utah juniper between leaves; 0, I unknown.

**Gymnosporangium nelsonii.** III on juniper and red-cedar; 0, I on leaves of amelanchier.

**Gymnosporangium nelsonii.** III on one-seed, prostrate, Rocky Mountain, Utah, and western junipers; 0, I on hawthorn, quince, Oregon crab, pear, squaw-apple and Pacific mountain-ash. Galls are firm, woody, round, up to 2 inches in diameter.

**Gymnosporangium nidus-avis. Witches' Broom Rust.** III on eastern and southern red-cedars, on prostrate and Rocky Mountain junipers; 0, I on fruit, young stems, leaves of apple, hawthorn, mountain-ash, quince, Japanese quince, amelanchier or serviceberry. Trunks and branches of large trees have witches' brooms and long spindle-shaped swellings. Aecia are on both leaf surfaces.

**Gymnosporangium nootkatense. Gall Rust.** II, III on Alaska cedar; 0, I on mountain-ash, and Oregon crabapple. This is the only *Gymnosporangium* species with uredial stage. Uredia are bright orange fading to pale yellow; teliospores appear later in the same pustules. Aecia are cluster cups.

**Gymnosporangium speciosum.** III on alligator, one-seed, and Utah junipers; 0, I on leaves of syringa (*Philadelphus*) and fendlera. Telia are in longitudinal rows on long fusiform swellings on juniper branches, which are girdled and die. In severe infections the whole tree dies.

**Gymnosporangium trachysorum.** III on stem of eastern red-cedar; 0, I on hawthorn leaves. Swellings on cedar are abruptly fusiform to globoid with prominent telia 6 to 10 mm high.

**Gymnosporangium tremelloides** (*G. juniperinum*). III, stem gall on mountain juniper; 0, I on Pacific mountain-ash. On smaller branches swellings are subglobose galls up to 3/4 inch in diameter; hemispherical swellings on larger branches are covered with flattened telia.

**Gymnosporangium vauqueliniae. Witches' Broom Rust.** III on one-seed juniper; 0, I on *Vauquelinia californica*. This rust is the only *Gymnosporangium* causing witches' brooms on the aecial host.

---

## Hyalopsora

Melampsoraceae. Telia on ferns, teliospores several-celled, in epidemis; urediospores of two kinds, with pores.

**Hyalopsora aspidiotus. Fir-Fern Rust.** 0, I on balsam fir; II, III on oak fern

(*Phegopteris dryopteris*). Pycnia are slightly raised orange-yellow spots on needles; aecia are yellow to white, columnar, on 2-year needles.

**Hyalospora cheilanthis. Fir-Fern Rust.** 0, I on balsam fir; II, III on rock brake, parsley fern, and cliff brake.

**Hyalospora polypodii. Fir-Fern Rust.** General in northern and western states on polypody fern and woodsia.

---

## Kuehneola

Pucciniaceae. Teliospores two- to many-celled; wall faintly colored or colorless.

**Kuehneola malvicola.** II, III on hibiscus and malvaviscus.

**Kuehneola uredinis. Yellow Rust, Cane Rust.** 0, I, II, III on blackberry, dewberry, and raspberry. The disease appears to be increasingly prevalent, especially on leaves, but there is a great difference in varietal susceptibility. Eldorado, Foster, Jumbo, Lawton blackberries are highly susceptible; Nanticoke, Austin Thornless, Boysen Brainerd, Burbank Thornless, Jersey Black are resistant. European varieties are generally resistant.

---

## Kunkelia

Pucciniaceae. Pycnia subcuticular; telia subepidermal, caeomoid; teliospores catenulate, one-celled.

**Gymnoconia nitens** (formerly *Kunkelia nitens*). **Short-Cycle Orange Rust** of blackberry. I, general on blackberry but more common in the South and West, also on dewberry and black, but not red raspberry. This is a perennial rust, a systemic disease with only the aecial stage present. Underside of leaves may be covered with quantities of orange-yellow spores. Remove infected bushes.

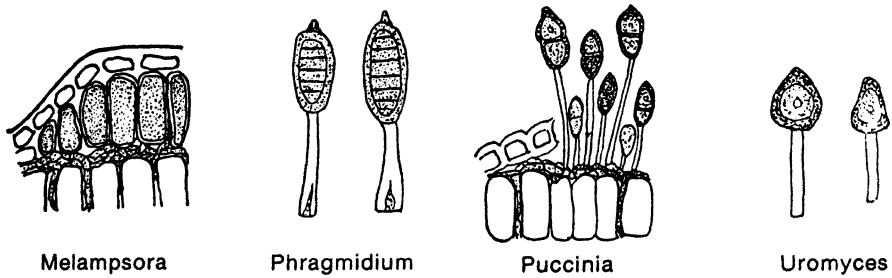
**Kunkelia nitens** (see *Gymnoconia nitens*). **Short-Cycle Orange Rust** of blackberry.

---

## Melampsora

Melampsoraceae. Telia more or less indefinite; teliospores sessile, subcuticular or subepidermal, forming crusts of a single layer; aecia when present with rudimentary peridium; uredia erumpent, pulverulent; spores globose or ellipsoid, single on pedicels.





**Figure 3.56** Teliospores. *Melampsora*, sessile in crust under host epidermis; *Phragmidium*, stalked, with several cells; *Puccinia*, stalked, two-celled; *Uromyces*, stalked, one-celled

Species heteroecious when telia are on woody plants; autoecious if telia are on herbaceous plants (Fig. 3.56).

***Melampsora abieti-capraearum*. Fir-Willow Rust.** 0, I on balsam, white, and alpine firs; II, III on willows, widespread. Yellow spots on willow leaves in early summer are followed by dark pustules when the telial stage is produced. There may be some defoliation.

***Melampsora abietis-canadensis*. Hemlock-Poplar Rust.** 0, I on eastern hemlock; II, III on various poplars. Cones have golden powdery masses of spores over the surface; later shrivel, turn black, and hang as mummies; no viable seed produced. Uredia are golden powdery pustules on undersurface of poplar leaves; in late summer telia are formed in orange-yellow crusts that change to black; in spring basidiospores reinfect hemlock.

***Melampsora arctica*.** 0, I on saxifrage; II, III on willow.

***Melampsora farlowii*. Needle And Cone Rust** of hemlock. 0, I unknown; III on hemlock. Reddish slightly raised telia are on undersurface of needles, shoots of the current year, and on cones. Young shoots may be twisted and killed. Injury may occur in nurseries and in ornamental hedges.

***Melampsora hypericorum* (*Mesopsora hypericorum*).** On St. Johnswort, Montana.

***Melampsora larici-populina*. Rust;** 0, I, on pine and larch; II, III, on poplar.

***Melampsora medusae*. Douglas-Fir Needle Rust.** 0, I on Douglas-fir, big-cone spruce; II, III on native poplars. Pycnia are on upper surface of current-year needles; aecia, of the caeoma type, are orange-yellow on the undersurface. The rust is often epidemic on young trees but with little permanent ill effect.

***Melampsora medusae*. Larch Needle Rust.** 0, I on larch in northeastern states; II, III on native and introduced poplars except in far South.

**Melampsora medusae** f. sp. **deltoidae**. **Rust**; 0, I on Douglas fir, pine and larch; II, III, on poplar.

**Melampsora occidentalis**. **Poplar Rust**. 0, I unknown; II, III on native poplars in the West.

**Melampsora paradoxa** (*M. bigelowii*). **Larch-Willow Rust**. 0, I on larch; II, III on many species of willow. The damage to larch is insignificant. The fungus winters on willow as mycelium in catkins, terminal buds, and young stems and can maintain itself on willow in the uredial stage without larches.

**Melampsora ribesii-purpureae**. 0, I on currant, flowering currant and gooseberry; II, III on willow species.

---

## Melampsorella

Melampsoraceae. Heteroecious on fir, spruce, and dicotyledons; pycnia subcuticular, aecia and uredia subepidermal, telia in epidermal cells. Only one species in United States.

**Melampsorella caryophyllacearum** (*M. cerastii*). **Yellow Witches' Broom Rust**. 0, I on many firs; II, III on chickweed. Infected evergreen branches develop numerous upright lateral shoots from one point, forming a compact witches' broom; twigs are dwarfed, and needles turn yellow and drop, leaving brooms bare. The fungus is perennial in stems, and shoots develop with yellow leaves. Pycnia appear in raised orange spots on both surfaces of dwarfed leaves in spring; aecia form in summer on underside, in two rows of orange blisters. The disease is seldom serious enough for control measures. In forest practice remove trees with main stem infections early in life of the stand.

---

## Melampsoridium

Melampsoraceae. Heteroecious, on larch and dicotyledonous shrubs and trees; pycnia subcuticular; other sori subepidermal; teliospores sessile, one-celled.

**Melampsoridium betulinum**. **Birch Leaf Rust**. 0, I on larch; II, III on birches. Uredia on underside of birch leaves are small reddish yellow powdery pustules, followed later in summer by telia, first waxy yellow, then dark brown to nearly black.

---

## Milesina

Melampsoraceae. Heteroecious on firs and ferns. All spores are colorless; urediospores obovate or lanceolate; teliospores in epidermal cells.

**Milesina fructuosa.** 0, I on balsam fir; II, III on *Dryopteris* spp. Aecia are white on current needles, maturing by midsummer.

**Milesina laeviuscula. Needle Rust.** 0, I on grand fir; II, III on licorice fern, in West.

**Milesina marginalis.** 0, I on balsam fir; II, III on *Dryopteris marginalis*. Pycnia are on both sides of needles, aecia of needles of current year, maturing by midsummer.

**Milesina pycnograndis** (*M. polypodophila*). 0, I on balsam fir; II, III on *Polypodium virginianum*. Hyphae are perennial in needles and small stems of balsam fir; aecia on needles 3 to 9 years old.

---

## Nyssopsora

Puccinaceae. Autoecious; teliospore with three cells.

**Nyssopsora clavellosa.** III on *Aralia hispida*.

---

## Peridermium

A form genus with 0, I, on Gymnosperms. Aecia have peridia and are cylindrical, tonguelike or bullate.

**Peridermium bethelii.** On dwarf mistletoe.

**Peridermium ornamentale.** 0, I on white, alpine, and noble firs.

**Peridermium rugosum.** 0, I on Pacific silver and lowland white firs.

---

## Phakopsora

Melampsoraceae. Telia indehiscent, lenticular; spores formed in irregular succession, not in chains.

**Phakopsora cherimoliae.** On cherimoya.

**Phakopsora jatrophicola.** On cassava.

**Phakopsora pachyrhizi.** On soybean.

**Phakopsora zizyphi-vulgaris.** On *Zizyphus jujuba*, Florida.

---

## Phragmidium

Pucciniaceae. Autoecious. Pycnia subcuticular, other sori subepidermal; aecia caeomoid; teliospores large, conspicuous, of one to ten or more cells, each with two or three lateral pores; walls somewhat layered, inner layer colored, outer nearly colorless, smooth or verrucose; pedicel colorless except near spore; often swelling in lower portion (see Fig. 3.56). Aecia with catenulate globoid or ellipsoid verrucose spores; uredia when present circled with paraphyses; urediospores single on pedicels, walls verrucose or echinulate with indistinct scattered pores.

**Phragmidium americanum.** 0, I, II, III on leaves of native and cultivated roses. Teliospores with eight to eleven cells.

**Phragmidium fusiforme** (*P. rosae-acicularis*). 0, I, II, III on several hosts species. Teliospores with five to eleven cells, walls chocolate brown, verrucose.

**Phragmidium montivagum.** 0, I, II, III on many species of roses. Teliospores with six to nine cells.

**Phragmidium mucronatum** (*P. disciflorum*). **Leaf Rust of Rose.** 0, I on leaves and stems; II, III on leaves of cultivated roses, eastern states to the Rocky Mountains and on the Pacific Coast. This is the common rust of hybrid teas and other roses with large, firm leaflets. It is not much of a problem in the East, although sometimes found in New York and New England gardens, but it is a serious menace along the Pacific Coast. Aecia appear on leaves as small, roughly circular spots, 1/25 inch across, bright orange on the underside of leaf, from the spore masses, light yellow on the upper surface, sometimes bordered with a narrow green zone. Leaf lesions may be slightly cup-shaped viewed from the upper surface. Stem lesions are long and narrow. The summer uredial stage has reddish orange spores in very small spots, 1/50-inch, over underside of leaves. This stage may repeat every 10 to 14 days in favorable weather, with wilting and defoliation. In mild climates the uredial stage continues; in cooler areas the telial stage is formed toward autumn – black pustules of stalked dark spores, rough, with a point, five to nine cells.

The leaf surface must be continuously wet for 4 hours for rust spores to germinate and enter the leaf; this means liquid water and not high humidity as with mildews. High summer temperatures adversely affect infection,

summer spores retaining viability for only a week at 80°F. In southern California temperatures are uniformly favorable for rose rust, and from October to April there is sufficient rainfall. In drier months fog may provide requisite moisture.

*Control.* Removing infected leaves during the season and all old leaves left at the time of winter or early spring pruning may be somewhat helpful.

**Phragmidium rosae-arkansanae.** 0, I, II, III on *Rosa arkansana* and *R. suffulta*. Teliospores with five to eight cells.

**Phragmidium rosae-californicae.** 0, I, II, III on many rose species. Teliospores with eight to eleven cells.

**Phragmidium rosicola.** III on *Rosa engelmannii* and *R. suffulta*. Teliospores one-celled, nearly round.

**Phragmidium rubi-idaei.** **Leaf and Cane Rust** of raspberry; **Western Yellow Rust**, general but important only in the Pacific Northwest. 0, I, II, III on red raspberries, sometimes black but not on blackberries. Small, light yellow spore pustules appear in young leaves, with black teliospores following in the same spots later in the season. Deep, cankerous lesions are formed on canes in the fruiting year, Cuthbert variety being particularly susceptible. Spring infection probably comes from sporidia formed in telia on fallen leaves. A dormant spray may be helpful, along with cleaning out infected canes at winter pruning.

**Phragmidium speciosum.** 0, I on stems and leaves, III on stems of cultivated and native roses, throughout United States except far South.

**Phragmidium subcorticium.** Obsolete name. Some specimens formerly recorded as this species belong to *P. mucronatum*, others to *P. rosae-pimpinellifoliae*.

**Phragmidium tuberculatum.** On *Rosa* sp. Connecticut and Alaska.

---

## Phragmopyxis

Pucciniaceae. Teliospores colored, two- to many-septate; wall three-layered, the middle layer swelling in water; aecia, uredia, and telia with a border of paraphyses.

**Phragmopyxis acuminata.** 0, III on *Coursetia*.

---

## Physopella (Angiopsora)

Pucciniaceae. Only uredia and telia known. Telia indehiscent, lenticular; teliospores in chains.

**Physopella ampelopsidis** (*Phakopsora vitis*). On ampelopsis and grape, Florida.

**Physopella compressa**. On paspalum, southern ornamental grass.

---

## Pileolaria

Pucciniaceae. Autoecious, on members of family Anacardiaceae. Teliospores stipitate, dark, with pores, one-celled; pycnia subcuticular; uredia present.

**Pileolaria cotini-cogyriae**. On smoke tree.

**Pileolaria patzcuarensis**. 0, I, II, III on sumac.

---

## Prospodium

Pucciniaceae. Autoecious on Bignoniaceae and Verbenaceae in warm climates.

**Prospodium appendiculatum**. On tecoma, Florida, Texas.

**Prospodium lippiae**. On lippiae, Arizona.

**Prospodium plagiopus**. On tabebuia, Florida.

**Prospodium transformans**. On tecoma, Florida.

---

## Puccinia

Pucciniaceae. A very large genus, comprising nearly half of all known rusts; autoecious and heteroecious. Teliospores smooth, two-celled with apical pores, firm pedicels, colored; aecia cluster cups with peridium (see Fig. 3.56). The species listed here are a small selection of those on garden plants; others are listed in host section.


**Puccinia acroptili**. Rust on *Centaurea*.

**Puccinia allii** (*P. porri*). Autoecious on onion, garlic and shallot, but 0, I stages rare. Occasional on cultivated onion, more common on garlic, wild garlic, and wild onion. Uredia are yellowish, telia black.

**Puccinia amphigena** (*Aecidium yuccae*). On yucca.

**Puccinia andropogonis**, with various strains. 0, I on lupine, Indian paintbrush and turtlehead; II, III on andropogon.

**Puccinia antirrhini**. Snapdragon Rust. II, III general on snapdragon, also on linaria, corydanthus; 0, I unknown. Pustules of spores on underside of leaves are chocolate brown, often in concentric circles (see Fig. 3.57). The



**Figure 3.57** Rust on Snapdragon

area over the pustule is pale or yellow on upper surface. Spores also appear on stems; there is a drying and stunting of whole plant. The rust is spread by wind-blown spores and on cuttings. For infection, plants need to be wet with rain or dew 6 to 8 hours with day temperatures around 70° to 75°F. Spores are killed above 94°F. There are at least two races.

*Control.* Purchase only rust-resistant variety. Bordeaux mixture controls secondary fungi following rust but not the rust itself. Sulfur dust is still useful, or a spray made by adding 1 ounce rosin soap to a gallon of water and then adding 1 ounce dry lime sulfur.

**Puccinia arachidis.** **Peanut Rust**, occasional in Alabama, Florida, Texas.

**Puccinia aristidae** and varieties. II, III on wild grasses, *Aristides* and *Distichlis*; 0, I on eriogonum, greasewood, beet, spinach, western wallflower, garden cress, radish, California bluebell, heliotrope, cleome, primrose, sand-verbena, and others.

**Puccinia asparagi. Asparagus Rust.** II, III general on susceptible varieties; 0, I not reported in natural infections. Also on onion. Asparagus rust reached America in 1896 from Europe and spread with devastating suddenness from Boston and New Jersey to California, reaching there by 1912, one of the fastest cases of disease spread in our history. If tops are attacked several years in succession, the root system is so weakened that shoots fail to appear in spring or are culls.

The first symptom is a browning or reddening of smaller twigs and needles, with the discolored area spreading rapidly until the whole planting looks as if it had ripened prematurely. The reddish color is due to numerous small pustules of urediospores that give off a dusty cloud when touched. These appear in successive generations until autumn, or a spell of drought, when they are replaced by black teliospores, either in the same or a new fruiting body. They remain on old stems until spring, germinating then to infect new shoots as they emerge from the ground.

*Control.* For a long time resistant varieties Mary Washington and Martha Washington were the answer to the rust problem, but the fungus has developed resistant strains. Waltham Washington, Seneca Washington, and California 500 have some resistance. Clean up volunteer or wild asparagus around beds. A parasitic fungus, *Darluca filum*, helps keep rust in check.

**Puccinia brachypodii** var. **poae-nemoralis** (formerly *Puccinia poae-nemoralis* (Syn. *P. poae-sudeticae*)). **Bluegrass Leaf Rust, Yellow Leaf Rust.** II, III on turf grasses, mostly Canada and Kentucky bluegrass; 0, I, unknown; general east of the Rocky Mountains. The uredia are orange-yellow with numerous peripheral paraphyses. Telia are covered rather permanently with epidermis; spores are dark brown with short pedicels. The wheat stem rust is more important on Merion bluegrass.

**Puccinia calcitrapae** var. **centaureae** (formerly *Puccinia carthami*). Widely distributed on safflower in Great Plains and California. Spores carried on seed or persisting in soil infect seedlings, which often die.

**Puccinia canaliculata. Rust** on purple nutsedge and yellow nutsedge.

**Puccinia carduorum. Rust** on *Cardus tenniflorus* and *Cardus thoermeri*.

**Puccinia caricina** (*P. caricis* var. *grossulariata*, *P. pringsheimia*). 0, I on currant, flowering currant, gooseberry; II, III on *Carex* spp. Common only on



wild species or in neglected gardens. Leaves are thickened, sometimes curled in reddish cluster cup areas; there are enlargements on stems and petioles, red spots on berries. Control by eliminating the sedge host.

**Puccinia carthami** (see *Puccinia calcitrapae* var. *centaureae*). Widely distributed on safflower in Great Plains and California.

**Puccinia claytonicola**. On claytonia, Wyoming.

**Puccinia conoclinii**. On ageratum, Ohio.

**Puccinia coronata**. **Crown Rust** of oats; Orange Leaf Rust of Oats. 0, I on buckthorn and rattan vine; II, III on oats and grasses. There are several varieties and many physiological races of this rust, which is as destructive to oats as leaf rust is to wheat. Redtop, meadow fescue, ryegrass, and bluegrass are among the lawn grasses that may show orange or black pustules on leaves.

**Puccinia crandallii**. 0, I on snowberry, wolfberry, coralberry; II, III on grasses, fescues, bluegrass.

**Puccinia cynodontis**. On Bermuda grass, New Mexico.

**Puccinia cyripedii**. On orchids.

**Puccinia dioicae** (*P. extensicola*) in many varieties. 0, I on aster, goldenrod, erigeron, senecio, lettuce, oenothera, rudbeckia, and helenium; II, III on *Carex* spp.

**Puccinia dracunculi** (see *Puccinia tanaceti* var. *dracunculina*). On artemisia, Wisconsin to the Pacific Coast.

**Puccinia flaveriae** (see *Puccinia melampodii*). On *Calendula*.

**Puccinia graminis**. **Stem Rust** of grains and grasses. 0, I on barberry and mahonia, especially in north central and northeastern states; II, III on wheat and other cereals and wild and cultivated grasses.

This is the classic example of rust, the one used in school textbooks and known through the ages as the major limiting factor of wheat production. Proof of the connection between barberry and wheat in the life cycle was not made until 1864, but long before that farmers had noticed that wheat suffered when barberry plants were near. France in 1660, Connecticut in 1726, and Massachusetts in 1755 enacted laws requiring the destruction of barberry near grain fields.

There are six commonly recognized varieties of stem rust:

*Puccinia graminis* f. sp. *avenae*— on oats, sweet vernal grass, brome grasses, some fescues.

*P. graminis* f. sp. *agrostidis*— on redtop and other *Agrostis* spp.

*P. graminis* f. sp. *graminicola*—on St. Augustine grass.

*P. graminis* f. sp. *phlei-pratensis*— on timothy and some related grasses.

*P. graminis* f. sp. *poae*– on Kentucky and other bluegrasses.

*P. graminis* f. sp. *secalis*– on rye, some wheat, and barley grasses.

*P. graminis* f. sp. *tritici*, wheat rust – on wheat, barley, rye, and many grasses. Stem rust occurs wherever wheat is grown, but is most serious in northern states. It is dependent on weather conditions, with epidemics and disastrous losses in certain seasons. The amount depends on the maturity of the crop when rust strikes, but losses may run 25% of expected yield for the nation and much higher for individual states. There are a great many physiological races.

On grains and grasses the first rust appears as long, narrow streaks on stems, leaf sheaths, leaf bases, and distal portions of blades. These streaks are uredial sori, the epidermis being torn back to form a white collar around a dark red powdery mass of one-celled urediospores. Later the same sori turn black as dark, two-celled teliospores replace summer urediospores. Stems may be broken at this stage.

The summer spores appear about 10 days after infection. This stage can be repeated, the spores reinfesting wheat, and, since they are carried by wind from one plant to another, one state to another, even to hundreds of miles, they account for large outbreaks of disease. In Mexico and southern Texas this II stage continues through the winter and causes spring infection without the intervention of barberry. Waves of urediospores coming up from the South may start northern infection.

Normally in the North, spring infection starts on barberry from sporidia (basidiospores) produced on a promycelium put forth by a teliospore wintered on a wheat stem. Two sexes occur in this rust, designated + and – rather than male and female. A young teliospore contains two nuclei, one + and the other –; as the spore matures, these fuse to a single nucleus, which divides twice in the production of the four-celled basidium (promycelium). Each cell produces a sporidium; two of these are + and two –. A sporidium falling on a barberry leaf germinates, sends in an infection thread, and develops a mononucleate (haploid) feeding mycelium and finally a flask-shaped pycnium containing pycniospores, which correspond to the sex of the sporidium starting infection. The pycnia are in reddish lesions on the upper leaf surface. Hyphal threads, receptive hyphae, extend through the mouth of the pycnium. Aided by insects, which are attracted by a sweet nectar, pycniospores (spermatia) of one sex are brought into contact with receptive hyphae of the opposite sex, and sexual union takes place, without which there is no further development of the rust.

The dicaryotic or binucleate mycelium formed from the fertilized hypha grows through the cells of the barberry leaf and masses together on the underside to produce aecia filled with a yellowish waxy layer of aeciospores in cluster-cup formation. These spores, unable to reinfect barberry or mahonia are wind-borne to the cereal or grass host, the subsequent mycelium continuing binucleate until the fusion in the teliospore. New crops of urediospores can be produced every 10 to 14 days.

*Control.* Resistant varieties are of primary importance, but they are difficult to maintain because the sexual process in rusts allows the continuous development of new strains. More than 200 strains are known, but only a dozen or so are important in any one year. Race 15B is prevalent most years and can attack all varieties of wheat grown in this country. Eradication of the barberry eliminates the alternate host and also the breeding place of new rust varieties. Most barberry and mahonia species are under quarantine, but some have been designated rust-resistant by the U.S. Department of Agriculture and may be shipped interstate under permit.

***Puccinia helianthi.* Sunflower Rust.** 0, I, II, III general on sunflower, Jerusalem artichoke, and heliopsis. Numerous brownish pustules in which repeating spores are formed develop on underside of leaves, which may dry and drop.

***Puccinia heterospora.*** III on abutilon, hollyhock, mallow, and malvaviscus.

***Puccinia heucherae.*** III on coral bells, woodland star, saxifrage, bishops-cap, and foam-flower.

***Puccinia hieracii.*** 0, I, II, III widespread on endive and hawksbeard. Endive leaves are spotted and blighted with dusty spore pustules. The crop is occasionally lost, but no control has seemed practical.

***Puccinia horiana.* White Rust.** III, IV on chrysanthemum; no alternate host known. First reported in England in 1964; became widespread there in 1976. Found in amateur chrysanthemum plantings in New Jersey and Pennsylvania in 1977.

***Puccinia iridis.* Iris Rust.** 0, I, II, III on bulbous iris, serious in the Southeast, uncommon in Northwest. Small, oblong to oval, red or dark brown powdery spots, often surrounded by a yellow margin, are present on leaves and stems, which may die prematurely. In inoculation tests with Dutch iris, varieties Early Blue, Gold and Silver, Golden West, Imperator, Lemon Queen, and Texas Gold were resistant.

***Puccinia jaceae* var. *diffusa.* Rust on *Centaurea*.**

**Puccinia lagenophorae.** On English daisy.

**Puccinia malvacearum. Hollyhock Rust.** III general on hollyhock, also on mallow, and lavatera. This rust is so common and destructive it limits the use of hollyhocks as ornamentals. Stems, leaves, bracts may be attacked. There are yellow areas on the upper surface of leaves, orange-red spore pustules on the underside, and elongated lesions on stems. Spore pustules are sometimes grayish from formation of sporidia, but the alternate host is unknown. In severe infections leaves dry and hang down along the stem. The fungus winters in pustules in basal leaves and in old stems.

*Control.* Cleaning up all infected plant parts in fall and again very early in spring is most important; infection starts early in the season, and once it is under way, it is very difficult to curb with a fungicide.

**Puccinia melampodii** (formerly *Puccinia flaveriae*). On *Calendula*.

**Puccinia melampodii.** On *Baccharis*, Texas.

**Puccinia menthae. Spearmint Rust.** 0, I, II, III on spearmint, peppermint, oregano, also horse-mint, mountain-mint, dittany, bee-balm, yerba buena, and germander; especially serious for mint farmers in Middle West and Northwest. In spring and early summer the disease appears as light yellow to brown raised spots on deformed stems and leafstalks, sometimes on main veins; golden to chocolate brown spots appear in late summer and fall. Affected leaves dry, and the yield of oil is reduced. The pathogen has at least 10 races. Dusting with sulfur and early cutting are recommended.

**Puccinia nakanishikii. Rust** on lemon grass.

**Puccinia pelargonii-zonalis. Pelargonium Rust.** The uredinial stage of a rust, presumably this species, was found on geranium in New York and California in 1967. It has now been reported in Pennsylvania and Florida. Brown spore pustules appear on leaves, petioles, and stems; leaves turn yellow and drop. Destroy infected plants.

**Puccinia phragmitis.** 0, I on rhubarb; II, III on reed grass, sometimes present in California but not serious. Aecia are white, on underside of rhubarb leaves, surrounded by pycnia.

**Puccinia poae-nemoralis** (Syn. **P. poae-sudeticae**) (see *Puccinia brachypodii* var. *poae-nemoralis*). **Bluegrass Leaf Rust, Yellow Leaf Rust.** II, III on turf grasses, mostly Canada and Kentucky bluegrass; 0, I, unknown; general east of the Rocky Mountains.

**Puccinia polygoni-amphibii.** Rust; II, III, on jointweed.

**Puccinia polysora. Southern Corn Rust.** 0, I, unknown; II, III on corn and grasses. Present in the South, requiring higher temperatures than common

corn rust; not very important. Urediospores are yellow to golden, teliospores chestnut brown, angular; often parasitized by *Darluca filum*.

**Puccinia psidii.** Rust on allspice (*Pimenta dioica*) *Melaleuca quinquenervia*, and *Syzygium jambos*.

**Puccinia pygmaea.** Rust on grasses.

**Puccinia recondita** (*P. rubigo-vera*). **Leaf Rust** of cereals and grasses, with several varieties:

**P. recondita tritici** (*P. triticina*). II, III on wheat (but not grasses); 0, I on meadow rue. This rust is worldwide and more serious than stem rust in the southern half of the American wheat belt, sometimes epiphytotic with losses up to 30%. The leaf tissue is progressively destroyed through the season, resulting in a reduced number of kernels, shriveled grain, low weight and protein content. Rust pustules breaking through the epidermis greatly increase transpiration losses. Orange uredial pustules are followed later by gray telial sori, but urediospores are the effective spore form and can survive southern winters. There are many physiological races.

*P. recondita agropyri*. II, III on wheat grasses and wild ryegrasses; 0, I on clematis, buttercup, columbine, larkspur, and other Ranunculaceae. Common in Rocky Mountain area.

*P. recondita agropyrina*. Similar to the above but occurring outside mountainous areas.

*P. recondita apocrypta*. II, III on wheat and wild grasses; 0, I on waterleaf and mertensia.

*P. recondita impatientis*. II, III on redtop and related grasses; 0, I on touch-me-not.

*P. recondita secalis*. II, III on rye; 0, I on bugloss (*Lycopsis*).

**Puccinia solheimi.** On dodocatheon, Wyoming.

**Puccinia sorghi.** **Corn Rust.** 0, I on oxalis; II, III on corn, sweetcorn, general in northeastern and north central states. Cinnamon brown spore pustules cover both leaf surfaces with black pustules toward autumn. The disease is not often serious enough for control measures.

**Puccinia sparganioides** (*P. peridermiospora*). **Ash Rust.** 0, I, general on ash east of the Great Plains; II, III on marsh and cord grasses (*Spartina* spp.). Ash twigs and petioles are swollen and leaves distorted. Cluster cups filled with yellow powdery aeciospores are formed in the swellings. In New England, where rust is often severe, the most important infection period on ash is May 15 to June 20, with 6 to 8 hours of damp air necessary. Marsh grasses are infected and reinfected July 20 to August 20.

**Puccinia stenotaphricola.** On St. Augustine grass, Florida.

**Puccinia striiformis** (*P. glumarum*). **Stripe Rust** of wheat. II, III on wheat, barley, rye, redtop, orchardgrass, and many other grasses. Uredial stage is yellow, and pustules are formed in streaklike clusters on leaves; telia are in black streaks.

**Puccinia substriata.** **Rust** on eggplant.

**Puccinia tanacetii.** **Chrysanthemum Rust.** II general; III known only in Japan; 0, I unknown. Small blisters of pinhead size appear on underside of leaves and occasionally on upper surface. The spore mass is dark reddish brown and powdery. The rust is more common in greenhouses than outdoors. Optimum germination is at 60° to 70°F; spores are killed at high temperatures.

**Puccinia tanacetii** var. **dracunculina** (formerly *Puccinia dracunculi*). On artemisia, Wisconsin to the Pacific Coast.

**Puccinia thaliae** (*P. cannae*). II, III on edible canna, garden canna, and maranta.

---

## Pucciniastrum

Melampsoraceae. Heteroecious with perennial mycelium, pycnia and aecia on conifers: firs and spruces; pycnia subcuticular, other sori subepidermal; telia may be intraepidermal; aecia and urediospores yellow.

**Pucciniastrum americanum.** **Late Leaf Rust** of raspberry. 0, I on white spruce; II, III on red raspberry, not black. This rust appears late in the season on Cuthbert and other susceptible varieties, in northern half of the country, most common east of the Mississippi. Fine light yellow powdery masses of spores appear on basal leaves, leaf petioles, shoots, and even fruit.

**Pucciniastrum epilobii.** **Fuchsia Rust**, the alternate hosts are species of Abies.

**Pucciniastrum goeppertianum.** **Fir-Huckleberry Rust, Blueberry Witches' Broom.** 0, I on firs; III on low and high bush blueberries. The fungus is systemic and perennial in blueberries, producing short swollen twigs in a witches' broom effect, and telia forming a polished red layer around the shoots. Destroy diseased bushes; keep blueberry plantations some distance from firs.

**Pucciniastrum hydrangeae.** 0, I on eastern and Carolina hemlock; II, III on hydrangea.

**Pucciniastrum vaccinii** (*P. myrtilli*). **Hemlock Rust, Leaf Rust** of blueberry; widespread. 0, I on eastern hemlock; II, III on azalea, blueberry, cranberry, lyonia, menziesia, and rhododendron. This is the most common hemlock rust, but often only a single leaf or twig is infected. Aecia are formed on current-year needles. Blueberries have yellow pustules, on leaves only, with defoliation in mid- or late summer.

---

## Ravenelia

Pucciniaceae. Autoecious, tropical with only a few species in United States. Teliospores more or less muriform, with compound stalks.

**Ravenelia dysocarpae** (see *Ravenelia fragrans* var. *evernia*). On *Mimosa*, Arizona.

**Ravenelia fragrans** var. **evernia** (formerly *Ravenelia dysocarpae*). On *Mimosa*, Arizona.

**Ravenelia humphreyana**. On *Poinciana*, Florida, Texas.

**Ravenelia indigoferae**. On *Indigofera*, Arizona.

---

## Maravalia (Scopella)

Pucciniaceae. Tropical. Uredia and telia subepidermal. Teliospores one-celled, on pedicel.

**Maravalia sapotae** (formerly *Scopella sapotae*, Syn. *Uredo sapotae*). On sapodilla in Florida, infecting leaves in winter and early spring.

**Scopella sapotae**, Syn. **Uredo sapotae** (see *Maravalia sapotae*). On sapodilla in Florida, infecting leaves in winter and early spring.

---

## Sphenospora

Pucciniaceae. Tropical. Telia and peridia subepidermal, then erumpent; teliospores waxy, two-celled, on pedicel.

**Sphenospora mera**. On bletilla, Florida.

## Sphaerophragmium

Pucciniaceae. Teliospores stalked, four- to several-celled, with transverse and horizontal septa; on legumes.

**Sphaerophragmium acaciae.** On lebbek, Florida.

---

## Tranzschelia

Pucciniaceae. Teliospores two-celled, stalked; uredia with pseudoparaphyses; on Ranunculaceae and *Prunus*.

**Tranzschelia discolor** (*T. pruni-spinosae* var. *discolor*). **Rust** of stone fruits. **Peach Rust.** 0, I on *Anemone coronaria*; II, III on apricot, peach, plum, prune, almond, and cherry, in late summer. Yellow angular spots appear on leaves with powdery spore pustules on underside, reddish on peach, dark brown on almonds; sometimes with late season defoliation. Peach fruit may have round sunken green spots; twigs may have oval blisters in early spring. Urediospores wintering on sucker shoots can start spring infection without the alternate host. The Drake variety of almond is most susceptible.

**Tranzschelia pruni-spinosae** var. **typica.** 0, I on anemone, hepatica, thalictrum, and buttercup; II, III on wild species of *Prunus*.

---

## Triphragmium

Pucciniaceae. Teliospores stalked, with three cells forming a triangle, each with a single pore.

**Triphragmium ulmariae.** 0, I, II, III on meadowsweet.

---

## Uredinopsis

Melampsoraceae. Telia on ferns; teliospores scattered irregularly in mesophyll, rarely in subepidermal crust, typically several-celled; aecia white.

**Uredinopsis osmundae.** **Fir-Fern Rust.** 0, I on balsam fir, widespread; II, III on *Osmunda* spp.



**Uredinopsis phegopteridis.** Fir-Fern Rust. 0, I on balsam fir; II, III on *Phegopteris dryopteris*.

**Uredinopsis pteridis** (*U. macrosperma*). Fir-Fern Rust. 0, I on various firs; II, III on *Pteridium aquilinum*. Aecia are on 1- to 5-year needles of Pacific silver, white, lowland white, alpine, and noble firs.

**Uredinopsis struthiopteridis.** Fir-Fern Rust. 0, I on balsam, lowland white, alpine, and noble firs; II, III on ostrich fern.

---

## Uredo

Form genus; uredia with or without peridia.

**Uredo artocarpi.** Breadfruit in Hawaii.

**Uredo coccolobae.** On sea-grape, Florida.

**Uredo ericae** (*Pucciniastrum ericae*). On erica, California.

**Uredo phoradendri.** On mistletoe.

---

## Uromyces

Pucciniaceae. Like *Puccinia* but teliospores with one cell, yellow to dark; aecia when present with a persistent peridium (see Fig. 3.56).

**Uromyces appendiculatus.** Bean Rust. 0, I rare on bean; II, III general on dry beans, widespread but infrequent on lima bean, scarlet runner bean. This is the true bean rust, an old disease reported as far back as 1798 and quite distinct from anthracnose that is sometimes called rust. It is particularly serious and prevalent on Kentucky Wonder pole beans.

Small rust pustules are formed on leaves most frequently, sometimes on stems and pods. The reddish brown sori are most numerous on underside of leaves, with the upper surface yellowing in the same areas. There may be nearly complete defoliation. In late summer in the North, dark telia replace summer spores, but in the South, urediospores survive the winter and start early spring infection. Rust spores are spread by wind and on tools and clothing. Some even cling to supporting poles and can start a fresh outbreak of rust if poles are not disinfested before reuse.

*Control.* No bean variety is resistant to all of the more than 30 races so far identified. Most snapbeans are highly tolerant of rust; and pole beans White

Kentucky Wonder, U.S. 4 Kentucky Wonder, Potomac, and Rialto are fairly tolerant.

**Uromyces appendiculatus** var. **appendiculatus** (Syn. *U. phaseoli*). **Rust** on bean.

**Uromyces ari-triphylli**. On jack-in-the-pulpit; Autoecious, O, I, II, III stages (entire life cycle) on one host.

**Uromyces betae**. **Beet Rust**. II, III on beets, and swiss chard, in California, Oregon, occasionally Arizona and New Mexico. Reddish brown pustules may be numerous on foliage in late summer or in wet seasons. Control is seldom attempted for table beets; some sugar beet varieties are resistant. The seed-borne fungus also persists in volunteer plants and debris.

**Uromyces ciceris-arietini**. **Rust** on chickpea.

**Uromyces costaricensis**. **Rust** on wild bamboo.

**Uromyces dianthi** (*U. caryophyllinus*). **Carnation Rust**. 0, I on euphorbia (but not in United States); II, III general on carnation and sweet william, a serious disease under glass. Chocolate brown pustules, varying from 1/16 to 1/4 inch, break out on both sides of leaves and on buds and stems. Leaves curl up, often die; infected plants are stunted.

*Control*. Use surface watering where possible, avoiding syringing; keep greenhouses properly ventilated; use rust-free cuttings.

**Uromyces fabae**. **Pea Rust**. 0, I, II, III on pea, peavine, occasionally on broad bean; not very serious.

**Uromyces galii-californici**. On galium, California.

**Uromyces punctatus**. **Rust** on *Astragalus* in ID and OR.

**Uromyces trifolii**, in several varieties. 0, I, II, III on clovers. Pale brown pustules surrounded by torn epidermis, appear on underside of leaves and on petioles and stems.

**Uromyces** sp. **Rust** on birdsfoot trefoil.

---

## Uropyxis

Pucciniaceae. Autoecious. Teliospores two-celled, on pedicels; uredia with paraphyses.

**Uropyxis daleae** var. **eysenhardtiae** (formerly *Uropyxis eysenhardtiae*). On *Dalea* and *Eysenhardtia* in Arizona.

**Uropyxis eysenhardtiae** (see *Uropyxis daleae* var. *eysenhardtiae*). On *Dalea* and *Eysenhardtia* in Arizona.

---

# SCAB

Diseases characterized by an overgrowth of tissue in a limited area are commonly called scab. The hyperplastic scablike lesions correspond to the necrotic or dead areas of leaf spots and cankers. Diseases called scab caused by *Elsinoë* or its anamorph, *Sphaceloma*, are treated under Spot Anthracnose.

---

## Cladosporium

### ► Blotch Diseases.

**Cladosporium bruneo-atrum.** Possible cause of russetting of citrus fruit hitherto attributed solely to citrus mite.

**Cladosporium carpophilum** (Syn. *Fusicladium carpophilum*), apparently a different strain from peach scab fungus. **Almond Scab.** Water-soaked symptoms on young shoots turn brown; leaves turn black, drop prematurely; circular, olivaceous spots coalesce on fruit.

**Cladosporium carpophilum. Peach Scab,** general on peach, widespread on apricot, nectarine, cherry, and plum. The form on cherry and European plum has been attributed to *Venturia cerasae* (*Cladosporium cerasi*). Small, round, olive black spots appear on infected fruits about 6 weeks after petals have fallen. These are usually on upperside of fruit, and cracking may follow. Twigs show nearly circular yellow-brown blotches with gray or bluish borders; cambium may be killed and twig die. Leaf spots are brown, scattered, with tissue drying and falling out, leaving circular holes.

*Control.* The brown-rot spray schedule should also control scab, a sulfur spray 4 to 6 weeks after petal fall being especially important. A fungicide can be combined with an insecticide spray for curculio.

**Cladosporium caryigenum. Pecan Scab, Leaf Spot,** general on pecan, and hickory. Scab is perhaps the most important limiting factor in pecan production in the Southeast. All varieties are somewhat susceptible, even

those, like Stuart, that have been quite resistant in the past. Crop losses may reach 75 to 95%.

The fungus attacks rapidly growing tissue in leaves, shoots, and nuts; mature growth seems to be immune. On Schley and other highly susceptible varieties, primary infection shows in elongated olive brown lesions on veins and underside of leaves. With secondary infection leaves appear almost black, as a result of coalescing of spots; defoliation follows. On more resistant varieties, such as Moore and Stuart, infection is often delayed until the leaves are nearly mature, and so scab spots are confined to nuts. Nut lesions are small, black, circular, slightly raised at first, then sunken. Spots may be so close together that the entire surface turns black; the nuts drop prematurely or remain attached to shoots indefinitely. Infection is correlated with spring and early summer rainfall, continuous moisture for 6 to 8 hours being required for the spores to germinate and enter the host. First lesions appear in 1 or 2 weeks.

*Control.* Knock off old shucks and leaf stems before trees leaf out in spring. When they are wet after a rain, a slight jarring of branches will make such diseased material drop. Prune off low limbs for better air circulation. Four protectant sprays are required in Georgia, five in Florida.

**Cladosporium cladosporioides** f. sp. **pisicola** (formerly *Cladosporium pisicola*). **Pea Scab, Black Spot** of pea. Dark spots covered with velvety mold are formed in moist weather on leaves, stems, where black streaks may develop into cankers and pods may be distorted. The fungus is seed-borne, and lives in soil in plant refuse.

**Cladosporium coreopsidis.** Reported on coreopsis in Wisconsin, causing stunting and suppression of flowering.

**Cladosporium cucumerinum.** **Cucumber Scab**, general on cucumber in greenhouses, an important transit and storage decay of muskmelon, sometimes serious on late-planted squash. The disease was first noted in New York in 1887. Leaves with water-soaked spots may wilt, stems have slight cankers, but most injury is to the fruit. First symptoms, while cucumbers are still small, are gray, slightly sunken spots, sometimes exuding a gummy substance. They darken with age, and the collapsed tissue forms a pronounced cavity, lined with a dark green velvety layer of greenish mycelium, short conidophores, and dark, one- to two-celled spores. On leaves, these fruiting fascicles are extruded through stomata. The disease becomes epidemic after mid-summer, when night temperatures are cold or with heavy dews and fog.

*Control.* Resistant cucumber varieties include Maine No. 2, Wisconsin SR 10, SR 6, and Highmoor. A long rotation is advised.

**Cladosporium pisicola** (see *Cladosporium cladosporioides* f. sp. *pisicola*).

**Pea Scab, Black Spot** of pea.

---

## Fusarium

► Rots.

**Fusarium heterosporum.** **Head Scab** of tall fescue.

---

## Spilocaea (Fusicladium)

► Leaf Spots.

**Fusicladium dendriticum** (see *Spilocaea pomi*). Conidial stage of the apple-scab fungus. ► *Venturia inaequalis*.

**Fusicladium eriobotryae** (see *Spilocaea pyracanthae*). **Loquat Scab**, widespread on leaves, stems, fruit of loquat.

**Fusicladium photinicola** (see *Spilocaea photinicola*). **Christmasberry Scab** on *Photinia arbutifolia*.

**Fusicladium pyracanthae** (see *Spilocaea pyracanthae*). **Pyracantha Scab**, widespread on leaves and fruit.

**Fusicladium saliciperda** (Syn. **Venturia chlorospora**) (see *Pollaccia saliciperda*). **Willow Scab, Blight**, first noticed on willow in Connecticut in 1927, apparently introduced from Europe.

**Pollaccia saliciperda** (formerly *Fusicladium saliciperda* (Syn. *Venturia chlorospora*)). **Willow Scab, Blight**, first noticed on willow in Connecticut in 1927, apparently introduced from Europe. Repeated defoliation has killed thousands of trees in the Northeast. Young leaves are attacked and often killed in spring, almost within a few hours, and from the leaf blades the fungus enters twigs, kills back young shoots, and causes cankers. Olive green felty spore masses are formed on the long veins on underside of leaves. Overwintering is as dormant mycelium in twigs infected the previous spring. Another fungus, *Physalospora miyabeana*, is found with the scab fungus, and the two together form the disease complex known as willow blight. *Physalospora* usually attacks later in the season than *Fusicladium* and causes cankers on larger stems.

*Control.* Prune heavily to remove diseased parts. Spray with bordeaux with excess lime.

**Spilocaea photincola** (formerly *Fusicladium photincola*). **Christmasberry Scab** on *Photinia arbutifolia*. Brown velvety spots appear on leaves, flower stalks, and green berries; the berries being disfigured when mature. Prune in winter to remove dead wood and foliage. Spray before blossoming with bordeaux mixture.

**Spilocaea pomi** (formerly *Fusicladium dendriticum*). Conidial stage of the apple-scab fungus. ▶ *Venturia inaequalis*.

**Spilocaea pyracanthae** (formerly *Fusicladium eriobotryae*). **Loquat Scab**, widespread on leaves, stems, fruit of loquat. This is similar to pear and apple scab. Dark velvety spots cause more or less deformation of fruit, but the disease is seldom important.

**Spilocaea pyracanthae** (formerly *Fusicladium pyracantha*). **Pyracantha Scab**, widespread on leaves and fruit. The unsightly black scabs spoil the appearance of bright berries. The fungus winters in the mycelial state in attached leaves. Frequent spraying with bordeaux mixture controls scab but causes some defoliation.

---

## Spongospora

Plasmodiophoromycetes, Plasmodiophorales

Spores in a hollow sphere with several openings; zoosporangia formed; zoospores anteriorly bi-flagellate; sexual fusion of myxamoebae.

**Spongospora subterranea.** **Powdery Scab** of potatoes, **Canker**, **Spongy Scab**. Indigenous to South America and introduced into Europe more than a century ago, potato scab was not noticed in North America before 1913, in Maine. Ordinarily not important, it causes economic loss in some seasons. Slightly raised pimples appear on tubers when they are less than an inch in diameter; they are varying shades of brown on the surface, faintly purple underneath. The epidermis, not growing as fast as the pimple, breaks and curls back over the pustule, which, by this time, is a brown powdery mass of spore balls and decomposed plant tissue. The lesions are often “corked off,” but under favorable conditions large, depressed cankers may form. The fungus winters on stored tubers or in soil, remaining viable for many years. In the presence of a potato tuber and enough moisture, each spore in the ball

germinates by swarmspores, which stay grouped together in a plasmodium, dissolving cuticle and killing cells. When the food supply diminishes, the plasmodium again breaks up into spore balls.

*Control.* Avoid low soggy ground; if such soil must be used, acidify it with sulfur as for common scab.

---

## Streptomyces

### ► Rots.

**Streptomyces acidiscabies.** **Acid Scab** on beet, carrot, radish, parsley and turnip.

**Streptomyces scabies** (Syn. *Actinomyces scabies*). **Common Scab** of potatoes, **Beet Scab**, **Corky Scab**, **Actinomycosis**, general on potatoes, widespread on beets, also reported on carrot, parsnip, radish, rutabaga, and turnip. This disease may have been in America as long as potatoes have been grown, but the causal organism was not described until 1890. Scab-by potatoes, by lowering the market grade, mean an annual loss of several million dollars. Chief symptoms are the tuber lesions, starting as minute brown specks and progressing to scabs that are warty or with corky ridges, or are pitted and depressed with the skin cracking open. Such potatoes can be eaten, but have poor customer appeal and are wasteful because of the deep peeling required. On beets, the scabs are similar but more bulging. The pathogen can be found even in virgin soil. It invades young tubers and may sometimes be seen as a grayish coating on freshly dug potatoes. It is most destructive in soils with pH 5.7 and over, with its activity sharply limited in soils slightly more acid. Although its optimum temperature is 72° to 86°F, the fungus can withstand great extremes of temperature and moisture and can pass through the digestive tract of animals, returning to the field in manure.

*Control.* Seed tubers have been treated with formalin, but the organism is so prevalent in potato soils that such treatment may have little result. Soils already slightly acid may be further acidified with sulfur. Enough sulfur to acidify highly alkaline soil would be too expensive and too injurious to potatoes. Alkaline materials – lime, wood ashes, and manure – should not be applied to potato soil. Somewhat resistant varieties include Menonimee, Ontario, Cayuga, and Seneca.

## Venturia

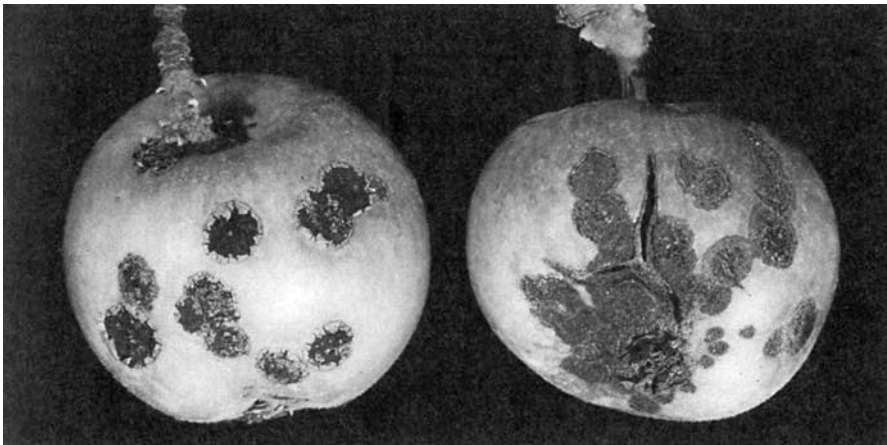
Ascomycetes, Pleosporales, Venturiaceae

Perithecia setose, often only near apex, papillate; paraphyses absent; spores unequally two-celled, olive.

**Venturia cerasi.** On cherry and European plum, perhaps a strain of the peach scab fungus but not infecting peach.

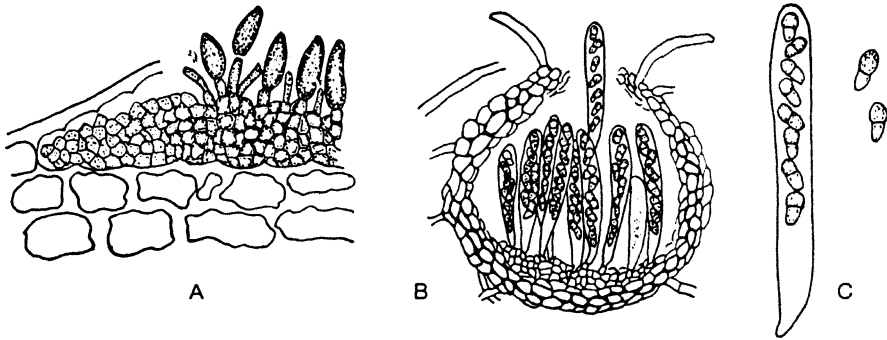
**Venturia inaequalis** (Anamorph, *Spilocaea pomi*). **Apple Scab, Scurf, Black Spot**, general on apple except in far South, widespread on crabapple; reported also on mountain-ash and hawthorn, but probably other species of *Fusicladium* infect these hosts. Scab is the world's top-ranking apple disease and is probably coextensive with the host. In this country it takes a fourth or more of the crop in a favorable scab year, the average national loss running around 8%, or over 10 million bushels. Scab is somewhat less important in the South and in irrigated sections of Washington, but it is important in the humid coastal areas (Fig. 3.58). The pathogen was first described and named by Fries in Sweden in 1819 and was recognized in New York and New Jersey in 1834, apparently having come here with some European imports.

*Symptoms.* The first symptom of scab on leaves is a dull smoky area that changes to an olive-drab moldy spot, 1/4 inch or more in diameter, without a sharp outline. Sometimes the leaf is raised or domed in the vicinity of the



**Figure 3.58** Apple Scab on Leaf and Fruit





**Figure 3.59** *Venturia inaequalis*, the apple-scab fungus. **A** one-celled dark conidia of *Fusicladium* stage; **B** perithecium with two-celled ascospores

spot; sometimes it turns brown and drops prematurely. Similar spots may be formed on blossom pedicel, calyx, and petals, followed by dropping of young fruit. Scabby lesions sometimes appear on twigs, but are less common.

On fruits, spots are small, more or less raised, rounded, dark olive areas (see Fig. 3.58). As they increase in size, the cuticle ruptures to form a white rim around a dark, velvety center, and still later the center may be raised, corky, and tan in color, after dark mycelium and spores have disappeared. Lesions are usually most abundant near calyx end of fruit; if they are too numerous, the fruit splits.

*Life History.* The fungus winters in dead fallen leaves, producing small, dark, flask-shaped perithecia and, toward spring, asci with eight brown ascospores, unequally two-celled, with the upper cell wider than the lower (Fig. 3.59). The ascospores mature about the time blossoms show pink, and are forcibly expelled during warm spring rains. Each ascus elongates, protrudes its tip through the mouth of the perithecium, and explodes its spore content. When a spore, carried by wind, arrives on a young leaf or bud, it penetrates the cuticle with a germ tube and develops a layer of branching mycelium just under it. The scab spot is evident in about 10 days, when brown conidiopores bearing olive brown, one-celled, somewhat pointed spores appear on the surface. Secondary infection occurs when these conidia are carried to new infection courts.

The expulsion of ascospores proceeds in a series of discharges over a rather long period, up to 3 months, starting in February, on the West Coast, but a shorter period, beginning in April, in New York. Germination and infection take place from 41° to 79°F. Length of wetting period necessary for primary

infection decreases as the temperature rises – 13 to 18 hours of continuous wetting at 43°F and only 4 to 6 at 70°F. Secondary infection from conidia continues all season in rainy periods and even in storage scab may show up on apples infected just before picking.

*Control.* No varieties are immune to scab. Resistance varies with the season and the part of the country. McIntosh apples are very susceptible; Baldwins are fairly resistant but may scab badly some years. There is more than one strain of the fungus. Nitrogenous fertilizers increase yield of the fruit but also susceptibility to scab.

Protective spraying, having a chemical film on blossom, fruit, or foliage at all times when weather makes infection probable, is the only real answer to scab. This may mean more than a dozen applications in a wet year and a minimum of five any season, a program more suited to the commercial grower than to the amateur. Timing is all-important, and most states have a spray warning service that tells of imminent discharge of ascospores. Any spray schedule must be tailored for the locality, the season, and apple varieties grown. The apple grower gets this specific help from his county agents.

**Venturia pyrina** (Anamorph, *Fusicladium pyrorum*). **Pear Scab**, general on pear, also on quince, similar to apple scab. The pear species of *Venturia* overwinters in fallen leaves and also in affected twigs; the perithecia mature somewhat later than those of apple scab. Conidia are formed on pear twigs and washed to leaves and fruit.

Pear scab is not serious except on such varieties as Flemish Beauty, Winter Nelis, Seckel, Anjou, Bosc, and Duchess. Bartlett pears are rather resistant.

---

# SCURF

Two diseases, one of sweetpotatoes and one of potatoes, are commonly called scurf.

---

## Monilochaetes

Deuteromycetes, Hyphomycetes

Hyphae and conidiophores dark, spores hyaline, one-celled, oblong-cylindric, in chains.

**Monilochaetes infuscans. Sweetpotato Scurf.** Small, circular, brown or black spots are formed on all underground parts, often forming a uniform patch over the whole potato or a black patch on red-skinned varieties. The skin cracks, and potatoes shrink in storage. The black conidiophores stick up from the surface of the lesions like bristles. The fungus winters on the roots and on decaying vines.

*Control.* Scurf, formerly present in 50% of New Jersey sweetpotatoes, is now rare because of proper care. Set only healthy sprouts, grown from potatoes bedded in sand that has not grown sweetpotatoes before.

---

## Helminthosporium (Spondylocladium)

Deuteromycetes, Hyphomycetes

Conidiophores dark, straight, septate, the upper cells bearing whorls of conidia; conidia dark with three or more cells.

**Helminthosporium solani** (formerly *Spondylocladium atrovirens*). **Silver Scurf** of potatoes. **Scab, Dry Rot**, present in almost all potato districts but not too important. Light brown lesions become somewhat blistered, giving the skin a marked silvery appearance. The disease is only skin deep, and control measures are seldom used.

**Spondylocladium atrovirens** (see *Helminthosporium solani*). **Silver Scurf** of potatoes. **Scab, Dry Rot**, present in almost all potato districts but not too important.

---

# SLIME MOLDS

Slime molds belong to the Myxomycetes, a group intermediate between bacteria and fungi. Their assimilative phase is a plasmodium, which is transformed into distinct fructifications on a substratum. They are not parasitic and are often found in rotting logs. Sometimes they are a nuisance in lawns, for the plasmodium after ingesting decayed organic matter or microorganisms for food moves up a grass blade for fruiting. Their spores are produced on or in aerial sporangia and are spread by wind. On absorbing water the spore cracks open and the contents escape as a swarmspore, sometimes two, with two flagella. The swarmspore ingests food like an amoeba, divides by fission into a myxamoeba, unites with another to form a zygote, which enlarges, with mitotic division, into a multinucleate plasmodium. There are many species. Two only are listed here, as being common on turf.

**Fuligo septica** (formerly *Mucilago spongiosa*). Cream to yellow plasmodium forms large grayish white structures, 2 to 6 cm long by 1 to 6 cm wide, that are lobed and branched sporangia filled with a dark mass of purple, spiny spores.

**Mucilago spongiosa** (see *Fuligo septica*).

**Physarum polycephalum**. Plasmodium colorless, watery-white or yellow. Fruiting bodies small, gray, sessile, crowded on grass blades, and scattered in groups or rings over an area of several feet. Spores are purple brown in mass. The sporangia develop during humid weather in summer and autumn. Use a stream of water to wash the spore masses off the grass.

---

# SMUTS

Smuts, of the fungus order Ustilaginales, are named for their sooty black spore masses. Like the rusts, they belong to the Basidiomycetes and are all plant parasites, of most economic importance on cereals and grasses, but they differ from rusts in having a less complicated life history and in being able to live part of their lives saprophytically in rich organic matter or in culture media. There are two spore forms. The teliospore, usually called a chlamydospore, is formed by the rounding up of a hyphal cell. In addition to a thin inner endospore wall, it has a thick outer exospore wall, usually dark, smooth or ornamental. Teliospores are formed singly or united into balls. They can be distributed long distances by wind, and spores of some species remain viable for years. Some have to ripen several months before they can germinate.

Occasionally the teliospore puts out a germ tube that penetrates host tissue directly. More often it produces a promycelium that gives rise to sporidia, which can bud to more sporidia. Classically true smuts have been divided into two families on the type of sporidial formation: Ustilaginaceae, with sporidia produced on the sides of a four-celled promycelium, and Tilletiaceae, with sporidia produced at the end of a one- or two-celled promycelium. Fischer, however, points out that there are so many variations that it is preferable to include all species in a single family, Ustilaginaceae, and to differentiate the species on the basis of morphological characters and the host family. This is logical, but we include here the families as they are given in most textbooks and also the false smuts, Graphioliaceae (Ustilaginales), which have an uncertain taxonomic position.

There are three types of infection with smuts, with control measures modified according to type. The mycelium always penetrates the young host tissue directly; it does not enter through stomata.

1. Infection of seedlings as the seed germinates, from spores adhering to the outside of the seed or present in soil; controlled by dusting seed and planting in noninfested soil.

2. Seedling infection by mycelium within the seed as a result of ovary infection from spores germinating on the stigma; controlled by treating seed with hot water.
3. Infection of any actively growing meristematic tissue (roots, shoot, tassels, or young ears) by spores transported by wind from decaying plant material; controlled, partially, by spraying or dusting susceptible plants.

---

## Burrillia

Tilletiaceae. Sori in various host parts, often in leaves, rather permanently embedded. Spore balls with a central sterile mass surrounded by fertile teliospores but no sterile cortex (surface layer). Teliospore hyaline to yellowish, rather firmly united. On water plants.

**Burrillia decipiens.** Leaf Smut of floating heart (*Nymphoides*).

---

## Cintractia

Ustilaginaceae. Sori usually in ovaries, black, more or less agglutinated spore masses with a peridium. Teliospores single, olive to reddish brown, formed from a fertile stroma surrounding a central columella of host tissues. On Cyperaceae and Junceaceae.

---

## Doassansia

Tilletiaceae. Sori usually in leaves; spore balls large and conspicuous, with a sterile layer around fertile cells. Teliospores pale yellowish brown to hyaline, thin walled. Germination often *in situ*. On water plants.

**Doassansia epilobii.** Leaf Smut on epilobium.

---

## Entyloma

Tilletiaceae. Sori generally in leaves forming light spots, giving the name white smut, or slightly raised darker blisters. Teliospores produced singly but often adhering in irregular groups – hyaline to pale green, yellow, or brown. Sporidia formed on the surface give the white powdery appearance.

**Entyloma calendulae. Calendula White Smut.** Spots are pale yellow, turning brown to black, 1/4 inch in diameter. The smut is common but not very serious in commercial calendula plantings around San Francisco. Plant debris should be cleaned up, perhaps the location changed.

**Entyloma compositarum, White Smut** of composites, boltonia, calendula, erigeron, eupatorium, gnaphalium, golden-glow, helenium, and prairie coneflower.

**Entyloma dactylidis** (*E. crastophilum* and *E. irregulare*). **Bluegrass Blister Smut**, on *Poa* spp., Oregon, Washington, Minnesota, North Dakota. Gray-black, blister areas in leaves from subepidermal masses of chlamydospores. A series of fine dotlike masses of sporidia (conidia), appear scattered in rows along surface of the blisters.

**Entyloma dahliae. Dahlia Leaf Smut**, a European disease occasionally reported here. It showed up in one location in California where overhead watering was used, but disappeared when the practice was discontinued. Leaves are marked by more or less circular spots, first yellow-green, then brownish and dry. Primary spores germinate in leaves and send projections to the outside, where secondary spores are formed to spread the disease. Late planting seems to increase disease incidence.

**Entyloma ellisii. Spinach Smut.** An occasional disease with infected leaves pale and worthless. Spores are produced in irregular, marginal necrotic lesions.

**Entyloma lineatum. Smut** of wild rice.

**Entyloma polysporum. Leaf Smut** of gaillardia, golden-glow, senecio, sylvium, and sunflower.

---

## Graphiola

Ustilaginales. This family and genus are sometimes included in the smuts, sometimes not. The sori are erumpent, enclosed in a compact black peridium on leaves of palms. The spores are formed in parallel chains, and bud laterally to form two or more sporidia, which become somewhat colored with thickened walls.

**Graphiola phoenicis. False Smut** of palms, **Leaf Spot** on queen, canary date, royal and Washington palms and on palmetto. Leaves are yellow-spotted with small black scabs or warts having a dark, horny outer surface and long, flexuous sterile hyphae protruding from an inner membrane containing powdery yellow or light brown spore masses. Seriously infected



leaves may die. The disease occurs on date palm where humidity is continuously high, but is checked in desert areas best suited to date culture. Kustawy variety is less susceptible than some others.

The disease also appears on small ornamental palms in greenhouses and conservatories. Cut out and burn infected leaves or parts.

---

## **Mycosyrinx**

Ustilaginaceae. Spores united in pairs; sori with a double peridium in swollen pedicels and peduncles. Mostly tropical.

**Mycosyrinx osmundae.** Inflorescence Smut on osmunda fern.

---

## **Neovossia**

Tilletiaceae. Sori in ovaries, semi-agglutinated to powdery. Teliospores borne singly, each with a long pedicel appendage, and producing many sporidia.

**Neovossia iowensis.** On grains, affecting kernels in the dough stage.

---

## **Schizonella**

Ustilaginaceae. Sori in leaves; short to long striae; black, agglutinated teliospores in pairs, germinating with three- to four-celled promycellium with lateral sporidia. Two species on Cyperaceae.

---

## **Sorosporium**

Ustilaginaceae. Spores loosely united into balls, readily separable by pressure, in various hosts, more often in reproductive parts. Germination by promycelium and sporidia or germ tube. Mostly on grains.

**Sorosporium saponariae.** Flower Smut of silene.

---

## **Sporisorium**

Ustilaginaceae. Sori in various host parts but mostly in inflorescence; granular to powdery, covered at first by a peridium. Teliospores single, formed around a central columel-

la. Germination usually with sporidia. Most species on grains and grasses, sometimes causing severe stunting.

**Sphacelotheca cruenta** (see *Sporisorium cruentum*). **Loose Kernel Smut** on sorghum, causing smutting and excessive branching.

**Sphacelotheca reiliana** (see *Sporisorium holci-sorghii*). **Head Smut** of corn, in Pacific states and scattered locations in South.

**Sphacelotheca sorghii** (see *Sporisorium sorghii*). **Covered Kernel Smut**. Kernels replaced by smut galls

**Sporisorium cruentum** (formerly *Sphacelotheca cruenta*). **Loose Kernel Smut** on sorghum, causing smutting and excessive branching. Controlled by seed treatment and resistant varieties.

**Sporisorium holci-sorghii** (formerly *Sphacelotheca reiliana*). **Head Smut** of corn, in Pacific states and scattered locations in South. Galls on tassels and ears breaking into loose dark brown spore masses. Do not plant in a smutted field for 2 years; use certified seed, resistant hybrids.

**Sporisorium sorghii** (formerly *Sphacelotheca sorghii*). **Covered Kernel Smut**. Kernels replaced by smut galls.

---

## Thecaphora

Ustilaginaceae. Sori in various host parts, mostly inflorescence; powdery or granular. Spores firmly united into balls, with no sterile cells. Chiefly on Leguminosae and Convolvulaceae.

---

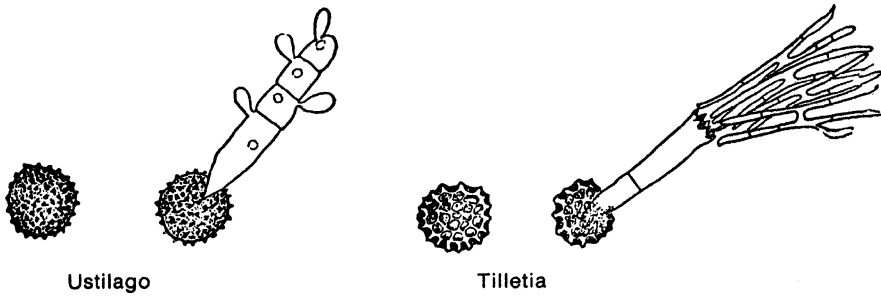
## Tilletia

Tilletiaceae. Sori mostly in ovaries, occasionally in vegetative parts of host forming a powdery or semi-agglutinated spore mass, often foetid. On grains and grasses, called bunt; interior of seed a solid mass of spore balls (see Fig. 3.60).

**Tilletia buchloëana**. **Bunt** of buffalograss.

**Tilletia caries**. **Dwarf Bunt** of wheat. Plants a fourth or half size of healthy plants.

**Tilletia foetida**. **Stinking Smut, Common Bunt** of Wheat, on wheat and wheat grasses wherever grown, occasionally on rye. A major agricultural disease, especially in Pacific Northwest, this is of historical importance as the first disease controlled by seed disinfection. In 1670 a ship was wrecked



**Figure 3.60** Smut Spores. *Ustilago* (left), spiny chlamydosporium germinating with promycelium and sporidia formed at sides; *Tilletia* (right), reticulate chlamydosporium with long H-shaped sporidia formed at end of promycelium and sometimes forming small secondary sporidia

off the Coast of England, but the cargo of wheat was salvaged, free from bunt because of its salt-water bath. Dark smut balls replace kernels, and there is a fishy odor. Plants are stunted, but not as much as with dwarf bunt. Spore balls are broken in threshing and seed contaminated. Many materials are offered for seed treatment. Seed dealers treat seed for farmers in special machinery at low cost.

***Tilletia pallida*. Bunt** on velvet and creeping bent grass, Oregon, Rhode Island. Seeds are filled with black spores, plants stunted. The disease is serious where grass is grown for seed, with up to 80% nonviable seed.

## Urocystis

Tilletiaceae. Sori mostly in leaves and stems, blackish; embedded in host tissues. Spore balls permanent, without sterile cortex but sometimes with a layer of hyaline, hyphal fragments. On Liliaceae, Primulaceae.

***Tuburcinia trienthalus* (see *Urocystis trientalis*).** Leaf and Stem Smut of starflower.

***Urocystis trientalis* (formerly *Tuburcinia trientalis*).** Leaf and Stem Smut of starflower.

## Urocystis

Tilletiaceae. Sori usually in leaves, stem sheaths, occasionally in flowers; dark brown to black, powdery to granular. Spore balls with distinct sterile spores on the surface, only a few fertile spores. Sori without peridium.

**Urocystis agropyri. Flag Smut** of wheat, also on wheat grass, red top, and bluegrasses. Symptoms are similar to those of stripe smut.

**Urocystis anemones** (including *U. hepaticae-trilobae*). **Leaf and Stem Smut** of anemone, hepatica, and trautveteria.

**Urocystis carcinodes. Smut** of aconite, baneberry, clematis, and cimicifuga.

**Urocystis colchici** (Fischer includes *U. cepulae* in this species). **Leaf Smut** of autumn crocus, camassia, Solomons-seal and false Solomons-seal.

**Urocystis gladiolicola. Gladiolus Smut.** This disease had been intercepted several times at quarantine and appeared once in California fields, in 1950, but apparently is eradicated there. Growers should be on the lookout for corms with low blister swellings, with ridges paralleling veins, bluish black, breaking open to expose dense black spore balls. Seedlings exhibit blistering, shredding, and necrosis of stem and leaf tissues; they die if the disease is severe.

**Urocystis kmetiana. Floral Smut** of field pansy (*Viola bicolor*).

**Urocystis magica** (*U. colchici*). **Onion Smut**, general on onion, also on leek, shallot, garlic, and chives. This is the most destructive onion disease, found in the Connecticut Valley as early as 1861 and thence spread to all northern onion-growing sections, but more important where onions are grown from seed rather than sets as in most home gardens.

Black elongated blisters or pustules of spores break out on scales or leaves of young plants. Many plants die; others survive and have black or brown smut pustules on the cured bulbs. Plants are stunted but not rotten, although smut may be followed by secondary rot organisms.

The spores can live in soil for years, but infection is possible only in young plants from the second day after seed germination until the seedling is in first leaf, a period of 10 to 15 days. The spore is able to penetrate the onion through root and cotyledon but cannot enter a true leaf. After entrance it spreads through the seedling until it reaches the leaves to form fruiting pustules just below the epidermis. When this ruptures, spores are dropped, to be disseminated by running water and tools, on feet of persons and animals, and on roots of transplanted vegetables. Onion smut is confined to states with cool summers, optimum soil temperature for infection being 72°F.

**Urocystis tritici. Flag Smut** of wheat. Plants are dwarfed with twisted leaf blades; sheaths are marked with grayish-black stripes; diseased tissues dry up and are shredded. Infected plants rarely produce heads.

---

## Ustilago

Ustilaginaceae. Sori in various host parts; spore masses powdery to agglutinated; usually dark brown to black, in some species yellow to purple without a peridium. Spores single, not united in balls (see Fig. 3.60).

**Ustilago avenae. Nigra Loose Smut**, general on barley.

**Ustilago avenae** (including *U. perennans*). **Black Loose Smut** on oats and some grasses. Individual flowers in panicle are largely replaced by a spore mass. The young seedling is diseased from the seed, and the fungus grows systemically in the plant.

**Ustilago buchloes. Stripe Smut** on grass.

**Ustilago bullata. Head Smut** on many grasses.

**Ustilago esculenta. Smut** on wild rice.

**Ustilago heufleri. Erythronium Smut.** Large dusty pustules lead to cracking and dying of leaves of dogtooth violet.

**Ustilago hordei. Covered Smut** of barley. Heads are converted into hard, black, smutted masses, enclosed within thin membranes.

**Ustilago kolleri. Covered Smut** of oats. Spore balls remain intact within glumes until threshing, when spores are distributed over surface of seed, ready to infect young seedlings.

**Ustilago maydis** (*U. segetum*). **Corn Smut, Boil Smut**, general on corn but most destructive to sweet corn. The average annual loss is 3 to 5% but it can be 100% in any one field. The fungus was described in Europe in 1754 and not reported here before 1822, but it may be native along with its host. There are many physiological races, and smut resistance is likely to be correlated with lack of vigor, so that it has been hard to breed desirable resistant varieties.

Any plant parts aboveground may be attacked – stalks, prop roots, leaves, tassels, husks, and ears (see Fig. 3.61). Large boils are formed, at first covered with a greenish white membrane, said to be good eating when boiled or fried. Later the membrane breaks and releases myriads of dark chlamydospores. The plant is often distorted. Infections are local; each boil is formed where a spore lands, and there is no systemic growth through the plant. The fungus is not seed-borne, and germinating seedlings are not affected. Chlamydospores winter in soil, corn debris, and manure. They produce sporidia, which may bud to form secondary sporidia, and these are carried by wind and other agencies to corn plants, which are 1 to 3 feet high. Mycelium from

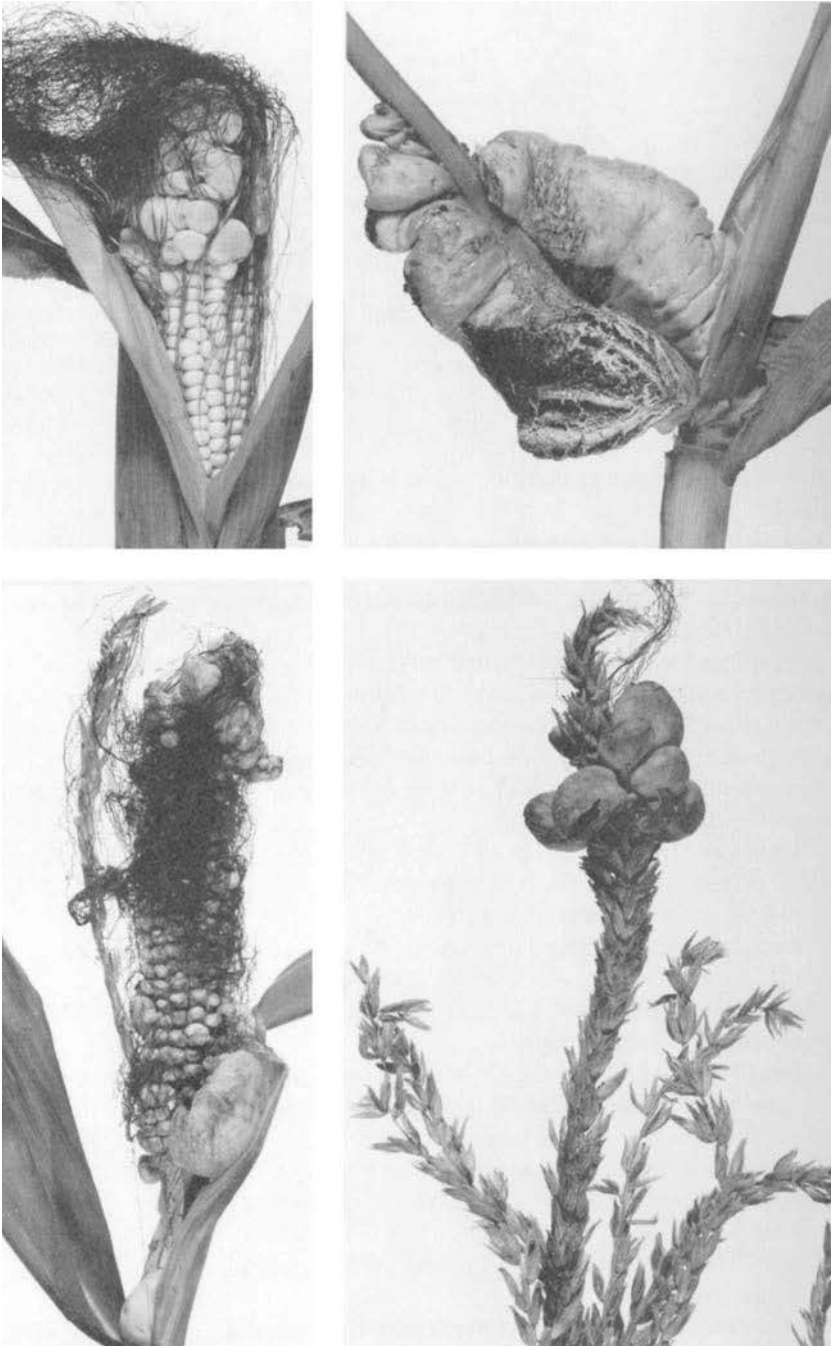


Figure 3.61 Corn Smut

spores of two sexes is needed for active development. Spores formed in the first boils provide inoculum for secondary infection of ears.

Corn smut thrives in warm weather, optimum temperature for spore germination being 80° to 92°F. Heaviest infection occurs when scant rainfall in early stages of growth is followed by moderate rainfall as corn approaches maturity. Vigorous plants are most susceptible, but may escape the most serious effects because of their rapid growth. Spores retain viability 5 to 7 years. They remain viable in passage through an animal into manure, but are killed by the acids in silage.

*Control.* Seed treatment is not effective. Some hybrid varieties are rather resistant. Most reliance in home gardens should be placed on cleanliness, cutting off and burning all smutted parts before the boils break open to release spores.

**Ustilago mulfordiana. Fescue Smut** on fescue grasses.

**Ustilago tritici. Nuda Loose Smut.** Normal heads replaced by black powdery masses.

**Ustilago striiformis. Stripe Smut,** general on grasses – wheatgrasses, red-top, bentgrasses, fescues, ryegrass, and bluegrass; does not occur on cereals. Long dark narrow striations develop in leaves; as the sori mature, spores are freed, and the blade splits into ribbons. Plants are systemically infected, make poor growth, and inflorescences are stunted or absent. Perennial mycelium may overwinter in the plant.

**Ustilago violacea. Anther Smut** of carnation, dianthus, lychnis, and silene. Infected plants grow slowly, produce many weak axillary shoots; stem internodes are shortened; flower buds are short and squatty; calyxes tend to split; flowers are sprinkled with black sooty dust from the anthers, whose pollen grains are replaced by smut spores. The fungus enters through flowers or injured surfaces and grows systemically. Spores are spread on cuttings. Control by roguing diseased plants before flowering. Do not take cuttings from plants with grassy or bushy habit.

---

# SNOWMOLD

Northern lawns and turf of golf greens often show round light patches as the snow melts in early spring. Such a disease is called snow mold and may be due to one of several fungi, sometimes to two appearing together.

---

## Microdochium (Fusarium)

### ► Rots.

**Fusarium nivale**, Teleomorph, **Monographella nivales**). (see *Microdochium nivale*). **Pink Snowmold, Fusarium Patch**, most important on bentgrass on golf courses but infecting other turf grasses and winter wheat and winter rye.

**Microdochium nivale** (formerly *Fusarium nivale*, Teleomorph, *Monographella nivales*). **Pink Snowmold, Fusarium Patch**, most important on bentgrass on golf courses but infecting other turf grasses and winter wheat and winter rye. Irregularly circular patches, from 1 to 2 inches to a foot or more, appear as snow is melting. They are whitish gray, often with a pinkish tinge, and several patches may run together to cover large areas. Individual plants have a bleached appearance, feel slimy when wet. Spores are formed in salmon-pink sporodochia over stomata in leaves. They are sickle-shaped, one- to three-septate. Perithecia are produced on the luxuriant white mycelial mat.

Abundant moisture in the fall, snow falling on unfrozen ground, deep snow, and a prolonged, cold wet spring are predisposing factors, but the presence of snow is not a requisite for the disease. Severity is increased by applying fertilizer in late autumn and an excess of organic matter in the soil. Reports differ as to susceptibility, but Colonial, Washington and Metropolitan bentgrasses appear to be more resistant than Seaside bent.



---

## Sclerotium

### ► Blights.

**Sclerotium rhizodes.** **Frost Scorch, String of Pearls**, in northern states. Not exactly a snowmold but appearing in early spring with bleached, withered leaves covered with rows of tiny sclerotia. Collect clippings when mowing diseased areas to remove sclerotia on leaf tips.

---

## Typhula

Basidiomycetes, Aphyllophorales

Fruit body erect, simple, like a little club, on a long stipe from a sclerotium; basidia with four sterigmata and simple, hyaline spores.

**Typhula incarnata.** **Snowmold** of turf and lawn grasses, **Typhula Blight**, common in eastern United States. As the snow disappears in spring, a felty white mycelial mat is seen over grass and adjacent soil. Plants wither and turn light brown or tan in roughly circular patches, very conspicuous against the green of the rest of the lawn. The chief diagnostic character is the presence of very small, tawny to hazel brown spherical sclerotia in large numbers over affected parts. These can be made to fruit in the laboratory into rose-colored sporophores up to 1 inch tall.

*Control.* The disease gradually disappears as moisture decreases and temperature and sunlight increase; so control seldom seems necessary. Six weeks after striking cases of snowmold, lawns are often uniformly green and show little sign of having been affected. Phosphate fertilizers are said to decrease injury from *Typhula*.

**Typhula idahoensis.** **Snowmold** on wheat and grasses in Idaho and Montana. Sclerotia are chestnut brown, sporophores fawn to wood brown, less than 1/2 inch high.

---

# SOOTY MOLD

Sooty mold is a black coating on surface of leaves or fruit composed of a weft of dark mycelial threads. As here used, the term applies to saprophytic fungi that live on insect honeydew and harm plants only indirectly. See ► [Black Mildew](#) for the true parasites with dark mycelium and spores giving a sooty appearance to foliage.

---

## Capnodium

Ascomycetes, Capnodiales

Mycelium superficial, dark; spores muriform, in perithecium-like conceptacles at tips of branches of a carbonaceous stroma; associated with insect secretion on living plants.

**Capnodium citri. Sooty Mold** on citrus, on honeydew secreted by scale insects, aphids, whiteflies, especially abundant following whiteflies in Florida, black scale in California. A black velvety membranous coating is formed over leaves, twigs, and fruit. If honeydew is slight, the coating appears in spots; but if the insect secretion is abundant, the entire surface may be covered by a dense continuous membrane resembling black tissue paper. With age, under dry conditions it may be blown off in fragments. The black membrane is made up of hyphae that are individually olive green to deep brown, with wide short cells. Branches may crisscross or be cemented together. There are several spore forms: simple conidia that are cut off from upright hyphae, others formed in small, black pycnidia, stylospores in very long flask-shaped conceptacles, and muriform brown ascospores in perithecia.

Although sooty molds do not obtain food from the plant, the black membrane interferes greatly with photosynthesis and food manufacture. Affected fruit is smaller, with coloring retarded; it is more likely to decay than normal fruit. *Control* is directed against the insects, either by spraying with insecticides or by using entomogenous fungi and insect parasites. Oil sprays kill the insects and help to clean the trees of the sooty covering.

**Capnodium elongatum.** **Sooty Mold** of tulip-tree, oleander, holly-osmanthus, and others. Foliage of tulip-trees very frequently has a black coating, often on honeydew secreted by the tulip-tree aphid, sometimes following attacks of tulip-tree scale. A dormant oil spray controls the latter.

**Capnodium** spp. **Sooty Mold** on gardenia, fig, crape-myrtle, azaleas, and many other plants. Gardenias are especially subject to sooty mold following whiteflies, crape-myrtle after aphids, azaleas after mealybugs and magnolias after scales. A summer oil spray helps to control the insects and loosens the black coating so that it is more readily washed off.

Very often rhododendrons and other broad-leaved evergreens growing inside the branch spread of tulip and other trees afflicted with aphids and scales are covered with sooty mold growing in the honeydew dropped down on foliage from the tree overhead.

---

## Fumago

Deuteromycetes, Hyphomycetes

Mycelium dark, creeping over surface of leaves; conidiophores dark, variable, bearing conidia terminally or laterally; conidia variable, dark, muriform, frequently in chains; saprophytic on honeydew; probably conidial stage of *Capnodium*.

**Fumago vagans.** A heavy black moldlike growth on leaves of linden and many other ornamental trees and shrubs, also on house plants in honeydew from aphids, mealybugs and scale insects.

---

## Scorias

Ascomycetes, Capnodiales

Mycelium with parallel walls, forming a thick spongy mass; perithecium long-stalked, round; spores four-celled.

**Scorias spongiosa.** **Sooty Mold.** Often on trees – alder, beech, pine, etc.

---

# SPOT ANTHRACNOSE

Diseases caused by species of *Elsinoë* anamorph state *Sphaceloma*, are characterized by some overgrowth of tissue. When this hyperplasia is pronounced, the disease is usually called scab; when the overgrowth is scarcely noticeable (merely a slightly raised border around a necrotic center), the disease has been commonly known as anthracnose. Recently, the term spot anthracnose was introduced to differentiate a *Sphaceloma* malady from anthracnoses caused by fungi with slime spores (*Colletotrichum*, *Glomerella*) and from the *Venturia* type of scab diseases. Consequently, all spot anthracnose diseases are included in this section, but with the common designation, scab or anthracnose, also listed.

---

## Elsinoë

Ascomycetes, Myriangiales, Elsinoaceae

Asci are borne singly, at different levels, in an effused stroma, having a gelatinous interior and crustose rind, under or within the epidermis, which ruptures to expose the asci. The anamorph state is a *Sphaceloma*.

**Elsinoë ampelina. Grape Anthracnose, Bird's Eye Rot**, widespread on grape. Small sunken spots with dark margins and light centers occur on fruit, young shoots, tendrils, petioles, and leaf veins. Leaves may be distorted and ragged from diseased portions dropping out. Outbreaks are sporadic in eastern states. Varieties Catawba, Campbell Early, Diamond, Norton, and Salem are quite susceptible; Concord, Delaware Moore Early, and Niagara are resistant. The fungus winters on canes.

*Control.* Apply a dormant lime-sulfur spray and four or five sprays of bordeaux mixture: when new shoots are 7 to 8 inches long; just after bloom; 7 to 10 days later; and when berries are half grown.

**Elsinoë cinnamomi. Camphor-Tree Scab.** Inconspicuous brown leaf spots, sometimes dropping out; elongated raised lesions on veins, petioles, and stems. Reported from South Carolina.

**Elsinoë corni. Dogwood Spot Anthracnose**, a serious threat to flowering dogwood from Delaware to Florida, also reported from Louisiana. Infected buds do not open, or they produce stunted, malformed “flowers,” marked with numerous small, circular to elongated spots with light tan centers, purple to brown borders, up to 50 on a bract. Leaf spots are 1 to 2 mm, slightly raised at the margin, purple paling to yellow-gray at centers, which may be broken in a shot-hole effect. There may be 100 spots on a leaf, scattered or concentrated at tip, margin, or midrib. Spots on petioles, fruit clusters, and stems are similar to leaf spots.

**Elsinoë diospyri. Spot Anthracnose** on leaves of native persimmon, reported from Florida, 1955.

**Elsinoë euonymi-japonici. Spot Anthracnose** on evergreen euonymus, Florida. Small, roundish spots, mostly on upper surface of leaves, brown with raised, orange-cinnamon margin; stem cankers circular to elliptical, wrinkled or fissured, grayish white with raised orange margins.

**Elsinoë fawcettii. Sour Orange Scab, Citrus Scab, Verrucosis** on citrus fruits, except rare on sweet orange. Lemons, sour orange, King orange, bitter orange, and calamondin are very susceptible; Mandarin and Satsuma oranges, tangerines, and all grapefruit except Royal and Triumph are moderately susceptible. Climatic conditions play a part. Grapefruit and lemons in the Rio Grande Valley are less susceptible than in Florida, but Satsumas in Alabama are more susceptible than those in Florida. Known in the Orient since ancient times, scab is believed to have come to Florida on Satsumas from Japan. It was first recorded there in 1885; the fungus was identified as a *Sphaceloma* in 1925.

Tender growth is most readily infected, and the disease is most important on young trees. On leaves, minute, semitranslucent spots change to raised excrescences with corky crests, pale yellow to pinkish, then dull olive drab with a conical depression opposite the crust. Foliage may be wrinkled or stunted. Fruits have slightly raised scabs or are warty with corky crests, which may grow together into large irregular patches. Scabs on grapefruit may flake off as the fruit matures, with the area remaining green.

Spores are spread by wind, rain, dew-drip, possibly by insects. The young fruit of grapefruit is very susceptible right after petal fall, but becomes progressively resistant and is practically immune when it reaches 3/4 inch in diameter. Temperature range for severe infection is from 59° to 73°F. Excessive nitrogen increases scab. The pathogen winters on infected leaves, sometimes fruits.

*Control.* Apply a neutral copper spray or bordeaux mixture just before growth starts in spring. A second copper spray, just after flowers shed, controls melanose as well as scab.

**Elsinoë ilicis. Chinese Holly Spot Anthracnose.** Numerous black spots, 1 to 2 mm, coalesce to large black patches on upperside of leaf mostly the apical half, with distortion. Shoots and berries have brown to gray lesions with slightly raised margins.

**Elsinoë jasminae. Jasmine Scab.** Reported from Florida. Spots numerous, round or irregular, up to 2 mm.

**Elsinoë ledi. Ledum Spot Anthracnose,** widespread on ledum, Labrador tea, and salal in Northwest, leucothoë in Florida. Leaf spots are grayish white with red-brown borders and purple margins. The disease is not serious.

**Elsinoë lepagei. Scab** on sapodilla and canistel in Florida (found on young nursery stock in cans). Small, raised spots, gray at center.

**Elsinoë leucospila. Camellia Scab,** also recorded on ternstroemia in Florida. Some corky excrescences on camellia foliage are due to this pathogen, others to moisture relations.

**Elsinoë magnoliae. Magnolia Scab** on *Magnolia grandiflora* from Georgia to Louisiana. Spots are circular to angular, with black papillae in centers, on upper leaf surface along midrib, margin, or tip. Infected leaves may drop.

**Elsinoë mangiferae. Mango Scab.** Spots usually originate on underside of young mango leaves but become visible above. They are circular to angular, dark brown to black with olive buff centers. Spots on mature leaves are larger, slightly raised with narrow brown margins and dirty white centers. Stems have irregular grayish blotches; fruit, gray to brown spots with dark margins.

**Elsinoë mattirolianum. Spot Anthracnose** on madrona and strawberry tree (*Arbutus* spp.) in California.

**Elsinoë parthenocissi. Virginia Creeper Soft Anthracnose.** Leaf spots are few to numerous, circular, scattered or along midribs and veins; they have buff centers with narrow brown margins; fruit spots are grayish white; lesions on petioles are somewhat raised. Also reported from pepper-vine.

**Elsinoë phaseoli. Lima Bean Scab.** First United States report from North Carolina probably from imported seed. Lesions on pods, stems, and leaves.

**Elsinoë piri. Pome Fruit Spot Anthracnose** on pear, apple, and quince in moist sections of western Washington and Oregon, more prevalent in home gardens than commercial orchards. Fruit spots are small, up to 2 mm, red or reddish purple with pale centers, upwards of 100 on an apple.

**Elsinoë quercicola. Spot Anthracnose** on water oak, Florida.

**Elsinoë quercus-falcatae. Spot Anthracnose** on southern red oak, Georgia, South Carolina. Blackish brown leaf spots are few to abundant, scattered over upper surface.

**Elsinoë randii. Pecan Anthracnose, Nursery Blight** on pecans in the Southeast, an important nursery disease, limiting factor in production of budded pecans in wet seasons. Small reddish lesions develop on both leaf surfaces, those on the upper surface later turning ash gray. Diseased tissues become brittle and fall out, leaving ragged margins and perforations. Spray trees with bordeaux mixture when first leaves are half grown; follow with three sprays of bordeaux at 3- to 4-week intervals.

**Elsinoë rosarum. Rose Anthracnose**, widespread on rose, collected on wild roses as early as 1898, in most areas more important on climbing roses than on hybrid teas. Leaf spots are scattered or grouped, sometimes running together, usually circular, up to 1/4 inch. Young spots are red, varying brown or dark purple on upper leaf surface, showing up to 2 to 6 days after inoculation but not visible on under surface for 2 to 4 weeks, then dull reddish brown to pale purple. On aging, the center of the spot turns ashen white, with a dark red margin. Leaves may turn yellow or reddish in area of spots, may have slits or perforations as the centers fall out.

Cane spots are circular to elongated, raised, brown or purple, with depressed light centers and acervuli in barely visible dark masses. The fungus winters in cane spots; spores are produced and spread only in rainy periods. A single leaf lesion may produce 10,000 spores within an hour after wetting and will continue production as long as the rain lasts.

*Control.* Where possible, prune out infected canes in spring. Keep foliage protected as for blackspot. Sulfur and copper compounds are effective.

**Elsinoë solidaginis. Goldenrod Scab** in Florida, South Carolina, and Georgia. New growth is affected as it develops. Lesions formed on midrib, veins, petioles, and leaf blades are raised on one surface, sunken on the other, with white to gray centers and brown borders.

**Elsinoë tiliae. Linden Spot Anthracnose** reported from Nova Scotia and Virginia. Gray spots with black margins are numerous on leaf blades and petioles.

**Elsinoë veneta. Bramble Anthracnose**, general on blackberry, dewberry, raspberry, being most common on black raspberry. Circular, reddish brown sunken spots with purple margins and light gray centers, up to 3/8 inch in diameter, appear on young shoots. On older canes these grow together into large cankers. Similar spots, not always with purple margins, are formed on

fruit, leaf, and flower stalks. Leaf spots are first yellowish, then with a red margin around a light center, which may drop out. Leaves may drop prematurely; fruit may dry up as a result of loss of water from infected canes. Primary spring infection comes from ascospores produced in old lesions on canes; secondary spread is by conidia.

*Control.* Cut old canes or “handles” from black raspberries after setting; remove and burn old fruiting canes after harvest. In some cases the single late dormant spray has controlled anthracnose without later sprays; in others three foliage sprays have been effective without a dormant spray. Black raspberry Quillen is quite resistant.

---

## Sphaceloma

Deuteromycetes, Coelomycetes

Acervuli disc- or cushion-shaped, waxy; conidiophores simple, closely grouped or compacted, arising from a stromalike base; spores one-celled, hyaline, ovoid or oblong. Teleomorph state where known is *Elsinoë*.

**Sphaceloma araliae. Aralia Scab** on Hercules club (*Aralia spinosa*), Maryland and Missouri.

**Sphaceloma cercocarpi. Spot Anthracnose** of birch-leaf mahogany, in California. Leaf spots are nearly circular, up to 3 mm across, with pale centers and slightly elevated purple margins.

**Sphaceloma hederæ. English Ivy Scab.** Leaf spots are raised with red-brown margins, pale depressed centers, often numerous.

**Sphaceloma lippiae. Lippia Spot Anthracnose** on fog-fruit. Closely resembling mint anthracnose and found in same fields in Indiana, also reported from Florida. Numerous spots on leaves and stems are scattered or grouped and nearly confluent; centers are depressed, buff-colored, with purple margins.

**Sphaceloma menthae. Mint Anthracnose, Leopard Spot Disease.** Circular, oval or irregular spots on leaves, stems, and rootstocks are black with white centers, up to 5 mm. Formerly serious, this disease is now controlled in commercial mint fields by fall plowing, covering plants deeply.

**Sphaceloma morindae. Morinda Scab.** Buff-colored spots on leaves, stems, and petioles, Florida.

**Sphaceloma murrayi. Gray Scab** of willow. Leaf spots are round, irregular, somewhat raised, grayish white with narrow, dark brown margins, often confluent, sometimes fragmenting; long narrow patches along veins.



**Sphaceloma oleandri. Oleander Scab.** Leaf spots spherical to irregular, densely grouped over entire surface, whitish with brownish black margin, slightly elevated, 1 to 4 mm.

**Sphaceloma perseae. Avocado Scab,** one of the most important avocado diseases in Florida, some years with nearly 100% infection; also occurring in Texas. Leaf lesions are mostly on upper surface, very small red spots with a dark olive conidial growth. Fruit lesions are corky, raised, brownish, oval, but often coalescing giving a russeted appearance; sometimes cracking to allow entrance of fruit-rotting fungi. Avoid highly susceptible varieties like Lulu. Spray with bordeaux mixture as for blotch.

**Sphaceloma poinsettiae. Poinsettia Scab.** Light raised lesions on stems, veins, and midribs, pale buff at center with purple to nearly black margins.

**Sphaceloma psidii. Guava Scab,** reported in feijoa in Florida.

**Sphaceloma punicae. Pomegranate Spot Anthracnose.** Very small purple spots with paler centers on both leaf surfaces.

**Sphaceloma ribis. Gooseberry Scab,** Washington. Leaf spots numerous, very small, raised, and grayish.

**Sphaceloma spondiadis. Mombin Scab.** On purple mombin (*Spondias*) Florida.

**Sphaceloma symphoricarpi. Snowberry Anthracnose,** widespread on snowberry, impairing beauty of ornamental plants, first described from New York in 1910; also on coralberry. Leaf spots appear in early spring, minute, dark purple to black, aging with dirty gray centers, coalescing into large areas subject to cracking. Leaves may be misshapen from early marginal infections. Spotting is inconspicuous in flowers but pronounced on berries, with purple areas becoming sunken and pinkish. Secondary infection by an *Alternaria* shrivels fruit into brown mummies. A dormant lime-sulfur spray followed by foliage sprays may help.

**Sphaceloma viburni. Snowball Spot Anthracnose.**

**Sphaceloma violae. Violet Scab, Pansy Scab,** widespread on violet and pansy from Connecticut to Louisiana and Texas, a limiting factor in maintaining violet collections. Reddish spots with white centers change to irregular to elongated raised scabs on leaves and stems, often with much distortion. Remove and burn old leaves.

**Sphaceloma spp.** Undetermined species have been reported on *Bignonia*, catalpa, camellia, and sambucus, in Louisiana, on buttonwood in Florida, rhododendron in Washington.

---

# VIRUS, VIROID, PHYTOPLASMA – PATHOGENS AND DISEASES

For many years the classification of plant viruses was in a state of chaos. Fortunately recent biochemical and molecular investigations on organization and structure of genome as well as on structural and nonstructural viral proteins provided enough data to create a definition of species. A virus species is a polythetical class of viruses consisting of replicating lineage and occupying a particular ecological niche. This indicated that viruses and biological entities that possess genes, replicate, interact with hosts and are exposed to selection pressure, thus specialize and evolve. Guidelines provided in the Sixth and Seventh Reports of the International Committee or the Taxonomy of Viruses are partly followed, especially by use of a virus species name or vernacular name for the not fully described viruses. Following are virus species (including viroids and phytoplasmas) and virus diseases in alphabetical order by common names.

---

## **Abelia Latent Tymovirus**

Symptomless on *Abelia*; occurs in Eastern USA.

---

## **Abutilon Infectious Variegation; Abutilon Mosaic Bigeminivirus**

A single variegated seedling found among green plants imported into England from the West Indies in 1868 was propagated vegetatively as an ornamental variety. The bright yellow mottling on green leaves tends to disappear in subdued light. Transmission is by grafting, occasionally by seed, and, in native Brazil, by whitefly *Bemisia tabaci*. Plants may recover if variegated leaves are persistently removed but may be reinfected.

---

### **Albutilon Yellow's Closterovirus**

Transmitted by *Triaulerodes abutilonea*. Infected plants are chlorotic.

---

### **Alligatorweed Stunting Closterovirus**

Occurs in North America region and Florida.

---

### **Alfalfa Mosaic Alfamovirus**

Potato, Celery Calico; Bean Yellow Dot. Various strains of the alfalfa virus are transmitted by cotton, pea, and other aphids to bean, clovers, pea, cucumber, potato, tomato, zinnia, tumbleweed, poison hemlock, wild carrot, Japanese pachysandra, and other hosts. Calico is a minor potato disease in California and Idaho. Leaf spots are irregular, brilliant yellow to gray; yield may be reduced. Celery has a conspicuous yellow-green mosaic; bean has small, necrotic lesions.

---

### **Almond Bud Failure**

Virus on Drake almond, in California, is transmissible by grafting. Limbs have many branches, some dead at the end; leaves are darker green, more upright, retained longer than normal; fruits few, often misshapen.

---

### **Almond Calico**

On almonds in California, graft transmissible. Chlorotic blotches in leaves.

---

### **Alstroemeria Mosaic Potyvirus and Alstroemeria Streak Potyvirus**

Both viruses are transmitted by aphids in a non-persistent manner.

---

### **Alternanthera Mosaic Potexvirus**

Found in Florida, Maryland, and Pennsylvania on skullcap, firecracker plant and moss rose.

---

### **Apple Chlorotic Leaf Spot Trichovirus**

Originally considered as a closterovirus but now is the type species of Trichovirus genus.

---

### **Apple Green Mottle**

On Duchess variety in New York. Fruit with discolored rings, of little value.

---

### **Apple Mosaic Ilarvirus**

Occurring naturally only on apples; no insect vector known; transmitted by budding. Small irregular cream to yellow leaf spots coalesce to large chlorotic areas, with or without vein-banding. Three strains cause severe mosaic, veinbanding mosaic and mild mosaic. There is no marked reduction in yield. Hosts other than members of Rosaceae family include filbert, hop, birch, and horse chestnut.

---

### **Apple Stem Grooving Capillovirus**

First reported in Virginia Crab. The main symptoms are stem grooves and abnormal graft union.

---

### **Tulare Apple Mosaic Ilarvirus**

Reported from California; has a wider host range than apple mosaic.

---

### **Apple, Dapple**

Fruit with circular islands or patches remaining green; on trees with Virginia crab or Robusta V bodystock; first noted in New Hampshire.

---

### **Apple Stem-Pitting**

Wood-pitting in Virginia Crab bodystock, sometimes followed by bark cracks, dwarfing, early fruit production.

### **Apricot Gummosis**

First noted in Washington in 1947; transmitted by budding. Profuse gumming on branches and trunks, necrosis and dieback of new shoots; dead, punky areas in fruit.

---

### **Apricot Ring Pox**

In California and Colorado. Irregular ring spots with marked vein clearing in some varieties, chlorotic mottling in others; dead tissue may fall out leaving shot holes. Fruit bumpy or with reddish brown necrotic spots extending into flesh.

---

### **Arabis Mosaic Nepovirus**

It is one of the viruses that causes lilac yellow ring symptoms. Occurred on many genera of ornamental, vegetable and orchard plants. Transmitted by nematodes. This virus causes foliar blanching on hosta.

---

### **Artichoke (Globe) Curly Dwarf Potexvirus**

In California on artichoke, cardoon, and zinnia, milk thistle. Leaves curled, plants dwarfed, killed.

---

### **Artichoke Latent Potyvirus**

Symptoms on *Cynara* spp. are none or stunting and yellow flecking of plants.

---

### **Ash Ring Spot = Arabis Mosaic Nepovirus**

On white ash, New York. Chlorotic green and reddish spots, rings, line patterns; stunting; dieback.

---

### **Ash Witches' Broom**

Reported from Louisiana on Arizona ash. Yellowish leaves, a fourth to a third normal size; multiple, spindly shoots.

---

### **Asparagus 1 Potyvirus**

Symptomless on *Asparagus officinalis*.

---

---

### **Asparagus 2 Ilarvirus**

Caused stunting and decline on *Asparagus officinalis* plants. Virus is transmitted by pollen to the seed and to the pollinated plant.

---

---

### **Aster Chlorotic Stunt Carlavirus**

Reported in *Aster novae-angliae* in Ontario, Canada.

---

---

### **Aster Ring Spot**

In Florida on China aster, pepper, pansy, and other plants. Yellow ring, line, and oakleaf patterns. A strain of Tobacco Rattle Tobravirus.

---

---

### **Avocado Sun Blotch Viroid**

There are long, narrow, shallow, longitudinal grooves, buff-colored on stems, whitish on green fruit, reddish purple on purple fruit. Shoots may be twisted and abnormal. Transmitted through seeds.

---

---

### **Avocado 3 Alphacryptovirus**

Transmitted only by seeds.

---

---

### **Barley Yellow Dwarf Luteovirus**

Occurs on tall fescue, and various *Poa* and *Festuca* spp. Occurs on cereal crops in Alaska.

---

---

### **Barley Yellow Streak Mosaic**

Occurs on barley in Alaska.

---

### **Bayberry Yellows**

Wavy margins and tips on young apical leaves, distorted margins on older leaves, which are pale, yellow, small. Plant is stunted, with shortened internodes, few or no fruits.

---

### **Bean Common Mosaic Potyvirus**

Distributed worldwide in common beans wherever they are grown. Many strains of the virus were distinguished. They are transmitted by vectors, sap, pollen and seed. Virus is serologically related to 17 other Potyviruses.

---

### **Bean Mosaic = Bean Common Mosaic Potyvirus**

Found wherever beans are grown, transmitted by many species of aphids – pean, cotton, cowpea, cabbage, peach, spirea, turnip – and in seed. First leaves are crinkled, stiff, chlorotic; older leaves have chlorotic mottling, often with leaf margins rolled down. Mosaic-resistant varieties include Robust, Great Northern, U.S. No. 5 Refugee, Idaho Refugee, and Wisconsin Refugee.

A strain known as bean greasy pod virus causes a greasy appearance of the pods in some western states. The asparagus-bean mosaic is a light and dark green mosaic with leaf rolling transmitted by seed and by the pea aphid. The virus may be a strain of bean mosaic virus or a different virus.

---

### **Bean Leaf Roll Luteovirus**

Legume virus transmitted by aphids.

---

### **Bean Pod Mottle Comovirus**

Systemic mottling in some varieties; circular, light brown local lesions on pods of other varieties. May also be seed transmitted in soybean.

---

### **Bean Southern Mosaic Sobemovirus**

Chlorotic mottling or localized necrosis of foliage; pods with dark green blotches or shiny areas, slightly malformed, short, curled at end. Virus present in new seed but not in that stored 7 months.

---

### **Bean Yellow Mosaic Potyvirus**

Mild Mosaic of Gladiolus. On beans, peas, sweet peas, clover, Tahitian bridal veil, gladiolus, false lupine, and freesia. In beans there is a coarse yellow mottling and distortion of leaves, which are pointed downward; proliferation of stems; shortening of nodes and general stunting; reduced pod production; delayed maturity. In pea and sweet pea there is veinal chlorosis, with slight ruffling. Gladiolus flowers are striped or flecked, young leaves have an angular green mottling, but symptoms are mild compared with the disease on beans and freesia, which should not be planted near gladiolus and clovers. The virus is transmitted by bean and pea aphids but not through seed. Rogue infected plants as soon as noticed.

---

### **Bean Yellow Stipple = Cowpea Chlorotic Mottle Bromovirus**

Mild mottle and chlorotic spots on bean leaves, sometimes coalescing.

---

### **Beet 2 Alphacryptovirus**

Transmitted only by pollen and seeds.

---

### **Beet Black Scorch**

Necrovirus, Tombusriridae. Reported in Colorado.

---

### **Beet Curly Top Hybrigeminivirus**

Confined to North America, curly top is especially important in the commercial sugar beet industry west of the Continental Divide, but it is common on many plants. Vegetables include bean, beet, carrot, celery, cabbage



and other crucifers, cucumber, melon, squash, pumpkin, eggplant, spinach, chard, New Zealand spinach, horseradish, and tomato. Ornamentals include alyssum, blue flax, campanula, carnation, columbine, coreopsis, cosmos, delphinium, foxglove, geranium, larkspur, nasturtium, pansy, petunia, poppy, portulaca, pyrethrum, scabiosa, Shasta daisy, stock, strawflower, veronica, and zinnia.

In beets there are clearing of veins, leaf curling, with sharp protuberances from veins on underside of leaf, increase in number of rootlets. In tomato, where the disease is called western yellow blight or tomato yellow, seedlings turn yellow and die. Older plants show twisting and upward rolling of leaflets, stiff and leathery foliage, with leaf petioles curling downward; branches and stems are abnormally erect; the whole plant is dull yellow, often with purple veins; roots are killed, few fruits formed.

In cucurbits, tips of runners bend upward; old leaves are yellow, tip leaves and stems abnormally deep green. In beans, there is a thickening and downward curling of first true leaf, which becomes brittle. The plant stops growing and may die. Older plants survive until the end of the season, with puckering and downward curling at the top of the plant, reduction in size of new leaves, shortened internodes.

Ornamentals grown near diseased beets are usually infected. Zinnias have shortened internodes, chlorotic secondary shoots arising from leaf axils. Cosmos leaflets are twisted and curled, petioles bent down. Geranium leaves are chlorotic between veins with protuberances on lower surface.

The virus is confined to phloem in plants and is transmitted by the beet leafhopper (*Circulifer tenellus*). The insects winter on weed hosts, laying eggs and maturing the first generation there before migrating in swarms, often hundreds of miles, to sugar beet fields. When the beets are plowed out, the hoppers migrate to neighboring gardens.

*Control.* Destruction of weed hosts helps somewhat, as does early planting. There are resistant varieties of sugar beets, none of table beets. Tomatoes are sometimes protected with temporary muslin tents. Infected plants must be destroyed.

---

## Beet Distortion Mosaic Virus

Transmitted probably by a fungus *Polymyxa betae*; spreads in California.

---

### **Beet Latent Virus**

A symptomless virus in beets.

---

### **Beet Mosaic Potyvirus**

On sugar and table beets, spinach. Discrete yellowish lesions, then chlorotic mottling, darkening of vascular tissue; leaves bend back near the tips, which sometimes die. Transmission is by pea, peach, bean, and other aphids.

---

### **Beet Ring Mottle**

On sugar beet and spinach; stunting, distortion, mottling; transmission by aphids.

---

### **Beet Necrotic Yellow Vein Tobamovirus**

On sugar beet and transmitted by soil-borne fungus *Polymyxa betae*.

---

### **Beet Pseudo-Yellows Closterovirus**

Yellowing of sugar beet, carrot, spinach, cucumber, lettuce, and ornamentals; transmission by greenhouse whitefly.

---

### **Beet Savoy**

Leaves are dwarfed, curled down, with small veins thickened; roots have phloem necrosis. A plant bug (*Piesma cinerea*) is the vector.

---

### **Beet Western Yellows Luteovirus**

In Europe known as Beet Mild Yellowing Luteovirus. More than 150 species from 23 families are susceptible. Virus-transmitted by insects but principal natural vector is *Myzus persicae*.

---

### **Beet Yellow Net Luteovirus**

On beets and chard. Leaves have a yellow network of veins against a green background. Transmission by the peach aphid.

---

### **Beet Yellows Closterovirus**

On beets and spinach. Outer and middle leaves are yellowed, thickened, brittle, with chlorotic areas waxy. Vectors are peach and bean aphids.

---

### **Bidens Mottle**

On *Rudbeckia*, *Zinnia*, and *Ageratum*.

---

### **Bidens Mottle Potyvirus**

On *Rudbeckia*, *Zinnia*, and *Ageratum*.

---

### **Blackberry Dwarf**

► Loganberry Dwarf.

---

### **Blackberry Dwarfing**

On brambles in California.

---

### **Blackberry Mosaic**

Mottling, crinkling, vein clearing and distortion.

---

### **Blackberry Variegation**

On raspberry and blackberry. Infected leaves are nearly white at maturity.

---

### **Blackeye Cowpea Mosaic**

On urd bean.

---

### **Blueberry Leaf Mottle Nepovirus**

Reported on cultivars Rubel and Jersey in Michigan. Virus is transmitted by pollen and by honeybees which carry the pollen.

---

### **Blueberry Necrotic Ring Spot**

A strain of tobacco ring spot virus, causing stunting and distortion; transmitted by dagger nematodes.

---

### **Blueberry Necrotic Shock Ilarvirus**

Leaf and flower necrosis symptoms occurred for 1–4 years, then plants recover and remain symptomless.

---

### **Blueberry Red Ring Spot Caulimovirus**

Red spots and rings, oak leaf patterns.

---

### **Blueberry Ring Spot**

A minor disease chiefly on Cabot with red rings and dots in leaves.

---

### **Blueberry Scorch Carlavirus**

Transmitted by grafting, it caused marginal chlorosis and necrosis of leaves but some cultivars remain symptomless.

---

### **Blueberry Shoestring Sobemovirus**

Symptoms of “shoestring disease” included reddish streak on stem, narrow strap-like leaves and flower breaking.

---

### **Blueberry Shoestring Sobemovirus**

On highbush bluberry.

---

### **Blueberry Stunt Phytoplasma**

Bushes are dwarfed with small leaves, yellowing in summer, brilliant red in fall; berries are small, poor. Transmission by a leafhopper (*Scaphytopius magdalensis*). Variety Rancocas is quite resistant; Harding is tolerant. Eliminate wild blueberries near cultivated.

---

### **Broad Bean Severe Chlorosis Closterovirus**

Caused chlorosis, necrosis and leaf malformation on broad beans.

---

### **Broad Bean Wilt Fabavirus**

Virus is the type species of genus. It is known also as a catalpa chlorotic leaf spot, tropaeolum, nasturtium and petunia ringspots, pea streak virus and parsley virus 3.

---

### **Broad Bean Wilt Fabavirus**

Causes leaf mottle, ring spots, and poor growth of fibrous-rooted begonia; also found on clockvine, bean, lettuce, spinach, lambsquarter, ajuga, and dogwood.

---

### **Brome Grass Mosaic**

Recently reported on Kentucky bluegrass, in Kansas.

---

### **Brome Mosaic Bromovirus**

On cowpea.

---

### **Cabbage Black Ring Spot**

▶ Turnip Mosaic Potyvirus.

---

### **Cabbage Ring Necrosis = Turnip Mosaic Potyvirus**

On cabbage and other crucifers, also infecting petunia, zinnia, calendula, cucumber, beet, chard, and spinach. Concentric necrotic rings on leaves and irregular dark, slightly sunken lesions on stems.

---

### **Cactus X. Potexvirus**

On night-blooming cactus (*Hylocereus*).

---

### **Calibrachoa Mottle Carmovirus**

Chlorotic blotch, leaf mottling and interveinal yellowing on *Calibrachoa* species.

---

### **Camellia Yellow Mottle Varicosavirus**

Infectious Variegation; Color-Breaking. A graft-transmissible disease with at least four strains; CV1 – large white spots on petals; CV2 – small white flecks on petals, leaf variegation; CV3 – feathery mottling of flowers; CV4 – slower variegation and leaf mottle.

---

### **Canna Mosaic**

Leaves with irregular pale yellow stripes from midrib to margin, parallel with veins, may be wrinkled and curled with chlorotic areas often dusty brown. Stems, sepals, and petals have yellow bands. Transmitted by peach and other aphids.

---

### **Canna Yellow Mottle Badnavirus**

Bacilliform virions, not enveloped, 120–130 nm length and 28 nm wide. Virus caused systemic veinal yellowing, mottling and chlorosis of *Canna* spp.

---

### **Carnation Etched Ring Caulimovirus**

Causes an etched-ring pattern on carnation leaves.

---

### **Carnation Italian Ringspot Tombusvirus**

It is synonym for carnation strain of Tomato Bushy Stunt Tombusvirus.

---

### **Carnation Latent Carlavirus**

This virus is serologically related to potato viruses S and M, chrysanthemum virus B and other carlaviruses.

---

### **Carnation Mosaic**

Widespread on carnation and sweet william. Light and dark green mottling in young leaves is followed by yellow or necrotic spots or streaks. Flowers may be spotted or striped. The vector is the peach, not the carnation, aphid. Greenhouse fumigation helps in control.

---

### **Carnation Mottle Carmovirus**

Common in commercial carnations but producing only faint leaf mottling and flower streaks; transmitted by root contact or cutting knife.

---

### **Carnation Necrotic Fleck Closterovirus**

Severe necrotic flecking and streaking to mild yellow flecks on carnation.

---

### **Carnation Ring Spot Dianthovirus**

Concentric rings on sweet william with vein clearing, then general mosaic; necrotic rings on carnation, often combined with reddening and curling of older leaves. Sap-transmissible on cutting knife.

---

### **Carnation Streak**

A strain of Carnation Necrotic Fleck Closterovirus. Yellow or reddish spots and streaks parallel to veins; lower leaves turn yellow and die. Graft-transmissible.

---

### **Carnation Vein Mottle Potyvirus**

The best test for diagnosis of this virus is immunosorbent electron microscopy technique.

---

### **Carnation Yellows**

Foliage mottling, flower streaking due to combination of streak and mosaic viruses.

---

### **Carrot Motley Dwarf = Carrot Mottle Umbrarvirus**

An Australian disease now present in California. Leaflets are small, chlorotic, with twisted petioles; plants are stunted, roots unmarketable. Vectors are aphids.

---

### **Carrot Red Leaf Luteovirus**

Transmitted by aphids in persistent manner, but does not multiply in the vector. No transmission by sap, seeds, or pollen.

---

### **Carrot Thin Leaf Potyvirus**

Caused vein clearing and malformation of leaves (narrowing).

---

### **Cassava Common Mosaic Potexvirus**

Reported from Florida, virus is transmitted by mechanical inoculation and by grafting.



---

### **Cauliflower Mosaic Caulimovirus**

Widespread on crucifers, broccoli, brussels sprouts, cauliflower, chinese cabbage, collard, kale, annual stock, and honesty. Clearing of veins in cauliflower is followed by mild chlorotic mottling, with veins usually banded by dark green necrotic flecks. Midribs are curled, leaves distorted, plants stunted, terminal heads dwarfed. Stock is rosetted, with shortened internodes. Transmission is by cabbage, false cabbage, peach, and other aphids.

---

### **Celery Calico**

On cucumber, crookneck squash, tomato, celery, and larkspur. In celery there are vein clearing, puckering, and downward cupping of younger leaves, green islands in yellows areas of outer leaves, yellow and green zigzag bands on leaflets. Basal and middle leaves of delphinium have orange-amber or lemon-yellow areas, chlorotic ring and line patterns; younger leaves are normal green. Transmission is by many species of aphids – celery, celery-leaf, rusty-banded, cotton, erigeron-root, foxglove, greenpeach, and honeysuckle.

---

### **Celery Mosaic Potyvirus**

On celery, celeriac, and carrot in California. Young leaflets are mottled green and yellow, in advanced stages narrow, twisted, cupped; plants are stunted, with central leafstalks shortened, outer in a horizontal position with rusty necrotic spots. Transmission is by many species of aphids. A crinkle leaf strain of this virus causes a yellow mottle with raised blister areas and crinkling on celery leaves.

---

### **Celery Yellow Dwarf Poleroviridae**

Occurs on cereal crops in Alaska.

---

### **Celery Yellow Spot Luteovirus**

On celery and parsnip in California. Yellow spots and stripes, mostly along veins; circular white spots on petioles; transmission by honeysuckle aphid.

---

### **Cherry Albino**

On sweet cherry in Oregon. Branches die back in spring; leaves golden brown with up-rolled margins; late summer, new growth small and rosetted; fruit small and white; trees soon killed. Transmission by tissue union.

---

### **Cherry Bark Splitting**

On sour cherry and apricot.

---

### **Cherry Black Canker**

On sweet cherry, Oregon. Black, rough cankers on twigs and branches.

---

### **Cherry Buckskin**

► Peach Western X-Disease (under Bacterial Diseases, Phytoplasma).

---

### **Cherry Bud Abortion**

On sweet and sour cherry.

---

### **Cherry Chlorosis**

On Malaheb and chokecherry.

---

### **Cherry Freckle Fruit Disease**

On sweet cherry.

---

### **Cherry Green Ring Mottle**

On sour cherry.

---

### **Cherry Gummosis**

On sour cherry. Dieback of terminal shoots, excessive gumming of branches.

---

### **Cherry Little Cherry**

On sweet and sour cherry; fruits are half-size. Flowering cherry acts as a reservoir for the virus.

---

### **Cherry Midleaf Necrosis**

Dark brown necrosis starting in midvein; heavy leaf fall; trees small and less vigorous but fruit normal. On sour cherry in Oregon.

---

### **Cherry Mora**

Abnormal delay of a month or more in ripening fruit; leaves yellowish, small, rosetted, twisted on fruit spurs. On sweet cherry, Oregon.

---

### **Cherry Mottle Leaf Trichovirus**

On sweet cherry in Northwest. Leaves show chlorotic mottling, are puckered, wrinkled, distorted but not perforated. Fruit is small, hard, insipid, uneven or delayed in ripening; crop is reduced. Branches are shortened, trees stunted. Transmission by grafting or budding with no insect vector known, but the disease spreads from wild bitter cherry to sweet cherry. Remove diseased trees. Propagate with scions from virus-free trees.

---

### **Cherry Necrotic Rusty Mottle**

On sweet cherry. Foliage and blossoms delayed in spring; brown necrotic or rusty chlorotic spots, often with shot holes and defoliation.

---

### **Cherry (Sour) Pink Fruit**

Fruit bitter, pink; tree stunted; foliage pale.

---

### **Cherry Pinto Leaf**

On sweet cherry. Chlorotic patterns of varying size with disease tissue changing to bright yellow or white. Transmission by budding.

---

### **Cherry Rasp Leaf Nepovirus**

Transmitted by nematode *Xiphinema ameriana*. Virus differs from other cherry diseases that cause leaf enations.

---

### **Cherry Rasp Leaf Nepovirus**

On sweet cherry, in Northwest. Enations, elongated protuberances from underside of leaves with depressed lighter areas on upper surface.

---

### **Cherry Ring Spot = Prunus Necrotic Ringspot Ilarvirus**

On sour cherry, sweet cherry (tatter leaf), peach, plum, prune, widespread in Northeast. Chlorotic or necrotic rings and spots on leaves, with lacerations to give the tatter-leaf effect. Transmission by grafting or budding, and, to a small extent, seed. Control by testing budwood sources on a differential host, such as Shirfugen variety of *Prunus serrulata*, sensitive to all strains.

---

### **Cherry (Flowering) Rough Bark**

On Kwanzan flowering cherry. Internodes shortened; leaves in clusters and arched downward from necrosis and cracking of midribs; bark deep brown, rough with longitudinal splitting; trees dwarfed.

---

### **Cherry Rugose Mosaic = Strain of Prunus Necrotic Ringspot Ilarvirus**

On sweet cherry. General chlorosis of leaf between midvein and margin, with distortion; fruit yield reduced; fruits flattened, angular. Transmission by grafting; incubation 9 months.

---

### **Cherry Rusty Mottle**

On sweet cherry. Many leaves turn bright yellow to red with islands of green, and drop before harvest; remaining leaves have yellow-brown spots, rusty appearance; fruit is small, late, insipid. Remove diseased trees. Select grafting material from virus-free trees.

---

### **Cherry Twisted Leaf**

On Bing cherry, severe stunting, leaves small, distorted, distal portion bent abruptly downward; sometimes defoliation.

---

### **Cherry Vein Clearing**

Sweet Cherry Crinkle. A viruslike disease but not transmissible; probably genetic. Clearing of veins throughout leaves or in localized areas; margins irregular; some leaves with elongated, slotlike perforations; small blisters on lower side of veins, upper silvery. Leaves may fold along midrib, wilt and drop in midsummer. Rosetting of some branches. Blossoms abnormally abundant, but fruit reduced, pointed, flattened on one side with swollen ridge.

---

### **Cherry Yellows = Prune Dwarf Ilarvirus**

Widespread on sour cherry. Yellow areas enlarge to cover whole leaves; defoliation. Diseased leaves and fruit larger than on healthy trees, but yield reduced by half. Transmission by budding and through seed.

---

### **Chickpea Filiform Potyvirus**

On chickpea. Found in Washington State, but there is no evidence of spread.

---

### **Chrysanthemum Aspermy**

▶ Tomato Aspermy Cucumovirus.

---

### **Chrysanthemum Chlorotic Mottle Viroid**

Widespread in greenhouses and gardens. Bonnie Jean, Ridge, and Delaware varieties are used as indicators.

---

### **Chrysanthemum Flower Distortion**

Apparently not widespread in United States. Virus is carried without symptoms in leaves of White Wonder, but if this is grafted to Friendly Rival,

flowers are extremely dwarfed and distorted, with ray florets short, narrow, incurved, or irregularly curved.

---

### **Chrysanthemum Mosaic, Chrysanthemum B Carlavirus**

Noordam's B, Keller's Q, and other virus strains are widespread in chrysanthemum with mild to severe leaf mottling and sometimes a brown streaking of flowers. Transmission is by grafting and by aphids. Control by indexing tips from heat-treated plants on reliable test varieties to make sure they are virus-free.

---

### **Chrysanthemum Ring Spot**

Reported from Alabama in plants also afflicted with Stunt. Large yellowish chlorotic ring patterns, severe leaf dwarfing and distortion.

---

### **Chrysanthemum Rosette**

A strain from symptomless Ivory Seagull produces veinbanding, crinkle, distortion, rosetting on Blazing Gold.

---

### **Chrysanthemum Stunt Viroid**

Widespread in greenhouses and gardens. Symptoms vary with variety, but plants are dwarfed, with small flowers and leaves and bloom earlier than normal or later in some varieties. Blazing Gold, Blanche, Mistletoe, Dauntless, and Bonnie Jean often used as indicator varieties. Leaves of Blanche are crinkled, and Mistletoe has a "measles" pattern. Transmitted by dodder, sap-inoculation, grafting with incubation period 6 weeks or longer; no insect vector is known. Many plant species have been infected experimentally. Commercial growers go to great lengths to select and reselect a virus-free stock, and great care is taken to prevent recontamination. Garden varieties are now indexed and available.

---

### **Cineraria Mosaic**

Mottling, dwarfing, and distortion of leaves, transmitted by seed, mechanically, and by *Aphis marutae*

---

### **Citrus Enation – Woody Gall Luteovirus**

Found in different species of Citrus, Ulmus, Morus, Rosa, Prunus, Viburnum and Eucalyptus.

---

### **Citrus Exocortis Viroid**

Probably same as Rangpur lime disease; in Florida and Texas on red grapefruit and sweet orange trees, on Rangpur lime and trifoliolate orange rootstocks. Trees are stunted with bark shelling.

---

### **Citrus Leaf Rugose Ilarvirus and Citrus Variegation Ilarvirus**

Disease known as citrus psorosis virus complex. Viruses spread in California and caused psorosis of young leaves and malformation of the old ones.

---

### **Citrus Leprosis Rhabdovirus**

Transmitted by mite-vector *Brevipalpus phoenicis*.

---

### **Citrus Psorosis Complex: Citrus Leaf Rugose Ilarvirus, Citrus Ringspot Virus, Citrus Variegation Ilarvirus**

Found wherever citrus is grown. Leaf symptoms are small elongated white or yellow areas near veins. Bark symptoms are scales or small pustules with irregular growth and gum deposits. With B strain of the virus, leaves have dots, rings, or large translucent areas and small corky pustules; fruit has surface rings. In the concave gum strain, cavities develop on trunks and larger limbs. The blind-pocket strain usually produces troughlike depressions in bark, sometimes bark scaling. The crinkly leaf strain, usually on lemon, causes warping and pocketing of mature leaves, and rough, bumpy fruit. Transmission is by budding or through natural root grafts.

Remove trees with advanced infection; use budwood from trees known to be free from psorosis. Sometimes bark can be scraped, going several inches beyond the margin of affected areas and painting the scraped areas with bordeaux paste.

---

### **Citrus Ringspot Virus**

Caused epinasty, chlorotic flecks, leaf mottling Ringspot and large irregular chlorotic pattern on mature leaves of *Citrus* sp.

---

### **Citrus Stubborn Disease**

Oranges have multiple buds, abnormal branching, acorn-shaped fruit, which is sour and bitter at the navel end.

---

### **Citrus Tatter Leaf Cappillovirus**

Reported from California and Texas on Meyer lemon and lime. Blotchy spotting of younger leaves and ragged margins.

---

### **Citrus Tristeza Closterovirus**

Quick Decline. In California, Florida, and Texas; usually in trees on sour orange rootstock. First symptoms are partial or complete suppression of new flushes of growth. Older leaves are dull or bronzed, later yellow. Defoliation continues progressively from base of twigs to tip. Rootlets and then roots die. Limbs die back, and weak shoots are produced from main limbs and trunk. Transmission is by melon and other aphids. Make new plantings with stock-scion combinations known to be resistant. Best rootstocks are sweet orange, rough lemon, Rangpur lime, and sweet lime.

---

### **Citrus Vein Enation**

In California on sour orange, Mexican lime, and other citrus. Veins swell and enations develop on lower surface. Transmission by grafts and aphids.

---

### **Citrus Xyloporosis**

Cachexia. In Florida, chiefly on sweet lime rootstock, but also on mandarins and some of the tangelo oranges. Symptoms include stunting of 2- or 3-year trees, small yellow leaves, partial leaf drop, early blooming and fruiting; horizontal growth of branches in middle section of trees; dieback, followed by



decay of entire trunk and roots. Fruits are more rounded, with a thicker rind. Transmission is by budding, possibly through seed. Use resistant rootstocks, as sour oranges of Israel and Bagdad, Valencia orange.

---

### **Citrus Yellow Vein**

In California on limequat. Petioles and veins are bright yellow.

---

### **Clerodendron Zonate Ring Spot**

In Florida on “bleeding-heart” vine. Chief symptoms are cleared veins.

---

### **Clover Club Leaf**

On crimson clover. Young leaves are light-colored, have club leaf appearance due to delayed opening. Yellow margins of leaves turn red or purple during summer. Transmission by a leafhopper.

---

### **Clover (Alsike) Mosaic = Clover Yellows Vein Potyvirus**

On pea, causing chlorotic spotting and dark green banding of veins, leaves slightly cupped or distorted. Leaf puckering and plant stunting on bean. Pea aphid is vector.

---

### **Clover (Red) Vein Mosaic Carlavirus**

On garden pea, causing pea stunt, broad bean, sweet pea, and red clover. Vein clearing and chlorosis are chief symptoms with, on peas, curling of leaves and rosetting of younger shoots, wilting, and collapse. Vein clearing is the only symptom on sweet pea. Broad beans may be stunted and killed. Transmission is by the pea aphid without incubation period or long retention. The Wisconsin pea stunt virus may be a strain of the red clover virus.

---

### **Clover Yellow Mosaic Potexvirus**

Transmitted by mechanical inoculation; serologically related to White Clover Mosaic, Cactus X and Hydrangea Ringspot Potexviruses.

---

### **Clover Yellow Vein Mosaic**

On winged bean, wild carrot, poison hemlock, and red bean.

---

### **Clover Wound Tumor Phytoreovirus**

Big vein disease, causing enlargement of veins, sometimes with enations, woody tumors on roots, sometimes stems. The virus was discovered accidentally in leafhopper nymphs and has been transmitted experimentally to many plants besides clovers.

---

### **Cocksfoot Streak Potyvirus**

Caused chlorotic streaks on leaves of *Dactylis glomerata*.

---

### **Coleus Mosaic = Cucumber Mosaic Cucumovirus**

Reported from Illinois on coleus, symptoms varying with variety. Leaves may be puckered, crinkled, asymmetrical, with oak-leaf markings or ring spots or small necrotic spots.

---

### **Commelina Diffusa Potyvirus and Commelina Mosaic Potyvirus**

Both viruses infected *Commelina diffusa* and *Rhoeo spatecea* on which mosaic or systemic mottling symptoms occurred. Both viruses induced pinwheel structures in the cytoplasm.

---

### **Coriander Feathery Red Vein Nucleorhabdovirus**

Virus multiplies in vectors (*Myzus persicae* and *Hydaphis foeniculi*) and is transmitted congenitally to the progeny of the vector.

---

### **Corn Leaf Fleck**

On field and sweet corn in California. Small, circular pale spots on leaves with tip and marginal burning, leaves dying 7 to 10 days after initial symp-

toms. Transmission by corn, peach, and apple grain aphid, which retain the virus for their entire lives.

---

### **Corn (Sweet) Mosaic**

Leaves have broken or continuous interveinal chlorosis.

---

### **Cotton Leaf Curl Bigeminivirus**

Caused chlorosis, thickening and malformation of veins, petioles and leaves on *Gossypium barbadense* and *Hibiscus esculentus* plants.

---

### **Cowpea Chlorotic Mottle Bromovirus**

Reported in peanut, common bean, cowpea and soybean plants.

---

### **Cowpea Mosaic Comovirus**

Clearing of veins is followed by chlorotic mottling, slight convex cupping of leaflets, shortened internodes, abortion of flowers, twisting of petioles, and delayed maturity. Yield is reduced. Vectors are potato, pea, and cotton aphids. Another cowpea mosaic, known in Trinidad and probably the same as one in the United States, is transmitted by bean leaf beetles. May infect soybeans, hoary-tick clover (*Desmodium canescens*).

---

### **Cranberry False Blossom**

The most serious cranberry disease in Massachusetts, New Jersey, and Wisconsin; known also on the Pacific Coast. American and European cranberries are the only natural hosts, but the virus has been dodder-transmitted to other plants. Cranberry flowers are erect, instead of pendent, with calyx lobes enlarged, petals short, streaked with red or green, stamens and pistils abnormal. Flowers may be replaced by leaves or short branches. Axillary buds produce numerous erect shoots forming witches' brooms; diseased fruits are small and irregular. Transmission is by the blunt-nosed leafhopper. Select strains resistant to the vector or flood the bogs after leafhoppers have hatched. Spray with pyrethrum.

### **Crimson Clover Latent Nepovirus**

Symptomless on *Trifolium incarnatum*.

---

### **Cucumber Mosaic Cucumovirus**

General with many strains in cucumber, squash, melon, winged bean, periwinkle, wild violets, desert-rose, and a wide range of other plants, including spinach, where the disease is called blight; tomato, causing shoestring disease with filiform leaflets; pepper, petunia, garlic mustard, fuschia, and tobacco. Wintering is on ground cherry, milkweed, pokeweed, catnip, Texas bluebell and *Peristroph* sp. and other weed hosts. Transmission is by peach, cotton, potato, and lily aphids and, in some cases, through seed.

In cucurbits there is a yellow-green systemic mottling, with leaves small, distorted, curled, plants dwarfed with shortened internodes, few fruits set and those mottled and misshaped, a condition called “white pickle.” The lily mosaic strain produces a masked infection or chlorotic mottling and necrosis when mixed with Lily Symptomless Virus. The lima-bean, southern celery mosaic, and cowpea strains cause chlorotic mottling.

Geraniums are stunted and mottled; gladiolus flowers are color-broken; dahlia foliage has oakleaf patterns; periwinkle (myrtle) has a streaky mottle, down-curved leaves, small flowers with a white streak in the blue color. Petunias have distorted leaf blades, few or no blossoms. In delphinium, which is very susceptible, the disease is called ring spot, stunt, witches’ broom.

*Control.* Resistant varieties of spinach, cucumber, and squash are available. Diseased lilies and other flowers should be rogued immediately. Control aphids by systemic ground treatments or sprays; repel aphid vectors by an aluminum foil mulch. Lilies may possibly be freed of the virus by scale propagation.

---

### **Cucurbit Leaf Curl Begomovirus**

On pumpkin, cucumber, muskmelon, honeydew, zucchini, banana squash, and squash.

---

### **Cucurbit Leaf Crumple Begomovirus**

On cucumber.

---

### **Cucurbit Yellow Stunting Crinivirus**

On melon.

---

### **Currant (Red) Mosaic = Tomato Ringspot Nepovirus**

Irregular, light green circular spots along midrib and larger veins enlarge to bands. Canes are stunted; plants decline.

---

### **Cymbidium Mosaic Potexvirus**

Virus was isolated from many orchid species showing mosaic symptoms. It is transmitted by contact between plants.

---

### **Dahlia Mosaic Caulimovirus; Stunt**

General. Bands along midrib and veins remain yellow-green. In some varieties leaves are distorted and blistered; in others, leaves are yellowed with margins up-rolled; in others, plants are very short and bushy with short flower stems. Transmission is by peach and other aphids.

---

### **Dahlia Oakleaf**

May be a separate entity or a strain of Tomato Spotted Wilt Tospovirus. A pale chlorotic line across the leaf suggests the outline of an oak leaf.

---

### **Dahlia Ring Spot**

Caused by a strain of Tomato Spotted Wilt Virus Tospovirus. Leaves have concentric rings or irregular zigzag markings. In Utah a yellow strain causes bright yellow rings and zigzags.

---

### **Dasheen Mosaic Potyvirus**

Widespread in plants from Araceae family.

---

### **Delphinium Ring Spot**

Faint chlorotic rings around green and yellow centers appear on young leaves, irregular necrotic spots or rings with yellow bands on mature leaves.

---

### **Desmodium Mosaic Potyvirus**

Transmitted by aphids, sap and seeds. Leaf sap contains only a few filamentous (775 nm length) virus particles.

---

### **Desmodium Yellow Mottle Tymovirus**

Transmitted by mechanical inoculation. Leaf sap contains many isometric (30 nm diameter) virions.

---

### **Diodia Vein Chlorosis Closterovirus**

Transmitted by *Trialeurodes abutilonea*; caused chlorotic vein banding and chlorosis of *Diodia virginiana* plants.

---

### **Dodder Latent Mosaic**

Three species of dodder transmit mosaic to cantaloupe, potato, tomato, and celery.

---

### **Dogwood Mosaic Nepovirus**

Considered earlier as a strain of Arabis Mosaic Nepovirus.

---

### **Elderberry Disease** **= Elderberry Carlavirus, Elderberry Latent Carmovirus**

A virus disease reported from golden elderberry can infect various stone fruits and is considered a potential threat to the fruit industry.

---

### **Elm Mosaic**

On American elm in Ohio and eastern states. Some leaves are larger than normal, others small, distorted, with yellow and green mottling. There may be some branch brooming, gradual decline in vigor. Transmission is by grafting; no insect vector is known.

---

### **Elm Zonate Canker**

On American elm, New Jersey, Ohio, Missouri. Zonate cankers appear in bark as rings of dead and living tissue in cortex or phloem. Some leaves develop brown necrotic spots. Transmission is by bark patch grafts; no insect vector is known.

---

### **Euonymus Mosaic**

Infectious Variegation. Persistent yellowing along veins; transmission by grafting and budding.

---

### **Euphorbia Mosaic Begminivirus**

Spreads in Florida by nymphs and adults of *Bemisia tabaci*. Infected plants showed mosaic and leaf malformation.

---

### **Fig Mosaic**

Systemic chlorotic mottling is accompanied by severe leaf distortion; fruits have light circular areas or rusty spots, may be deformed and drop prematurely. Transmission is by grafting and the fig midge (*Aceria ficus*).

---

### **Figwort Mosaic Caulimovirus**

The viral DNA has little homology with that of Cauliflower Mosaic Caulimovirus.

---

### **Filaree Red Leaf Luteovirus**

On *Erodium* in California. Early symptoms are mild vein clearing, outward curvature of petioles, inward cupping of leaflets. Later leaflets cup outward, with reddish discoloration, are brittle, with petioles stiffly upright; flowers are dwarfed or suppressed. Aphids are vectors. Caused vein clearing and chlorosis of young leaves; older leaves are red and breakable. Infected plants are stunted and do not develop flowers.

---

### **Foxtail Mosaic Potexvirus**

Virus related to Narcissus Mosaic and Viola Mottle Potexvirus.

---

### **Geranium Chlorotic Spot**

General on geranium. It is caused by tomato and tobacco ring spot nepoviruses.

---

### **Geranium Crinkle**

Pelargonium Leaf Curl Tombusvirus. General on geranium. Hyaline spots are small, circular to irregular, sometimes star- or tree-shaped, with brown centers. Young leaves are crinkled, small, sometimes puckered and split; severely infected leaves turn yellow and drop. Petioles and stems have corky, raised necrotic streaks; tops may die. The disease is most severe in spring, inconspicuous in summer. Transmission is by grafting (not by knife preparing cuttings) and probably by whiteflies.

---

### **Geranium (Pelargonium) Mosaic**

Leaf Breaking. Leaves smaller, with purple spotting along veins, and suppression of horseshoe pattern in foliage of some geranium varieties.



---

## **Gladiolus Mosaic**

► Bean Yellow Mosaic Potyvirus.

---

## **Grapevine Fanleaf Nepovirus**

Infectious degeneration in California; Court-noué and Roncet in Europe. New growth is severely stunted; leaves are dwarfed and puckered or with deep indentations and folded like a half-closed fan; fruit set is poor. The virus is present in soil and can be transmitted, apparently, by nematodes.

---

## **Grapevine Fleck Virus**

Generally symptomless in most cultivars; transmitted only by grafting.

---

## **Grapevine Rupestris Vein Feathering Marafivirus**

On grape.

---

## **Grape Leaf Roll = Grapevine Leafroll-Associated Closterovirus**

White Emperor Disease. In California, restricted to Emperor variety. Fruit is greenish yellow or pink rather than normal red; leaves are darker than normal, turning bronze or reddish along veins, yellow between veins.

---

## **Grapevine Stem Pitting Associated Closterovirus**

Virions (800 nm length) found in phloem, but they are very difficult to extract from host tissue. Virus related only to Citrus Tristeza Closterovirus.

---

## **Grape Yellow Mosaic F Strain of Grapevine Fanleaf Nepovirus (Panachure)**

Yellowing of leaves of young shoots in some varieties; various types of leaf mottling; blossom shedding. Transmission by grafting and in soil.

---

### **Grape Yellow Vein = Tomato Ringspot Nepovirus**

Can be transmitted by dagger nematodes.

---

---

### **Guar Symptomless Potyvirus**

Symptomless or caused mild green mottle on *Cyanopsis tetragonoloba*.

---

---

### **Hellenium S. Carlavirus**

Hellenium and Impatiens strains differ in host range and aphid transmissibility.

---

---

### **Henbane Mosaic**

Clearing or yellowing of veins of youngest leaves, then a yellow mosaic and dark green vein banding.

---

---

### **Hibiscus Chlorotic Ringspot Carmovirus**

Caused very variable symptoms on the leaves of *Hibiscus rosa-sinensis*; from mottling and chlorotic spots to vein banding and rings.

---

---

### **Hibiscus Latent Fort Pierce Tobamovirus**

On *Hibiscus*.

---

---

### **Hippeastrum Mosaic Potyvirus**

Virus known also as Amaryllis Mosaic Virus, caused chlorotic streaking on leaves and flower stalks.

---

---

### **Hollyhock Mosaic**

Pronounced yellow and green mottle on hollyhock and malva.

---

---

### **Holodiscus Witches' Broom**

On ocean spray. Diseased branches form clusters of thin, wiry shoots with abnormally short internodes, crowded small leaves; foliage turns bronze red early. Transmission by the spirea aphid and by grafting.

---

### **Hop American Latent Carlavirus, Hop Latent Carlavirus, Hop Mosaic Carlavirus**

All three carlaviruses are distantly serologically related. Usually they are symptomless or show mild mosaics.

---

### **Hyacinth Mosaic Potyvirus**

Spreads by aphids. Virus caused chlorotic spots on leaves, stunt and color-breaking of flowers.

---

### **Hydrangea Latent Carlavirus**

Reported on *Hydrangea macrophylla* in U.S.A.

---

### **Hydrangea Phyllody Phytoplasma**

Witches' Broom, "green" flowers.

---

### **Hydrangea Ring Spot Potexvirus**

Chlorotic blotches and rings, brown rings and oak-leaf patterns are common in florist's hydrangea. A probable cause of hydrangea "running out." Transmission is by cutting knife. Virus can infect snapdragon, sweet william and globe amaranth.

---

### **Iris Fulva Mosaic Potyvirus and Iris Severe Mosaic Potyvirus**

Both potyviruses are spread generally by aphids. For diagnostic purposes they can be easily separated by pinwheel inclusions morphology.

---

### **Iris Mosaic = Iris Mild Mosaic Potyvirus**

Widespread on bulbous iris, especially serious on Pacific Coast. Plants are stunted with yellowish streaks on leaves and dark, teardrop markings on white, blue, or lavender flowers, clear feathery markings on yellow flowers. Transmission is by peach and potato aphids. Establish disease-free foundation stock; rogue all diseased plants; spray for aphids.

---

### **Iris Yellow Spot Tospovirus**

On *Allium* sp. Including *A. cepa*.

---

### **Impatiens Latent Potexvirus**

Symptomless virus transmitted only by mechanical inoculation.

---

### **Impatiens Necrotic Spot Tospovirus**

Previously called strain of Tomato Spotted Wilt Tospovirus. It is the most common and most damaging virus in the greenhouse industry. The virus has an extremely broad host range and its vector, the western flower thrips, *Frankliniella occidentalis*, are widespread and difficult to control. Symptoms caused by virus were variable but generally occurred as brown or black necrotic spots, blotch, necrotic rings on leaves and flower distortion. Often the center leaves collapse. Infected plants are stunted and die prematurely. The control of vector is essential in greenhouses.

---

### **Ixia Mosaic**

Perhaps iris mosaic.

---

### **Johnsongrass Mosaic Potyvirus**

Known also as Maize Dwarf Mosaic Virus strains 0 and Kansas and as Sugarcane Mosaic Virus. On Johnsongrass virus caused systemic mosaics.

---

### **Kalanchoe Top-Spotting Badnavirus**

*Kalanchoe blosfeldiana* plants showed sunken yellow spots and sometimes leaf deformation.

---

### **Laburnum Mosaic**

Infectious variegation. Bright mottling of foliage, often with veins picked out in yellow.

---

### **Lettuce Big Vein Varicosavirus**

Transmitted by a vector-fungus, *Olpidium brassicae*. Vein clearing followed by enlarging and bleaching

---

### **Lettuce Infectious Yellows Closterovirus**

Virus infected lettuce, sugarbeets, cantaloupe, watermelons, melons, squash, and carrots. Main symptoms included chlorosis, reddening and brittle leaves; plants stunted.

---

### **Lettuce Speckles Mottle Umbravirus**

Virus in mixed infection is encapsidated in coat protein of Beet Western Yellows Luteovirus.

---

### **Lettuce Mosaic Potyvirus**

Widespread on lettuce. Leaves mottled, deformed, yellowed, browned; plants stunted or dead. Transmission is by peach and root aphids and in seed. Control vectors, use virus-free seed; rogue seedbeds.

---

### **Lilac Mottle Carlavirus**

Caused leaf chlorosis and mottling on *Syringa* spp.

---

### **Lilac Ring Spot Carlavirus**

Pale green to yellow spots, lines, broad diffuse rings, and bands on lilac leaves, often with distortion and holes in tissue.

---

### **Lilac Witches' Broom Phytoplasma**

On lilac, privet in Maryland. Brooming symptoms; lateral buds produce two to six slender shoots, which branch freely, with very small leaves on Japanese lilac. In common lilac and Regal privet there is yellow vein clearing with less prominent brooming. Transmission by grafting, and by dodder; no insect vector known.

---

### **Lily Color Adding**

On lily.

---

### **Lily Color Removing**

On lily.

---

### **Lily Fleck**

Caused by Lily Symptomless Carlavirus and Cucumber Mosaic Cucumovirus. Yellow flecks on Easter lily leaves change to gray or brown, elongating parallel to veins; surface is depressed but unbroken. Plants are dwarfed with curled leaves, flowers small with brown streaks.

---

### **Lily Latent Mosaic**

In Easter lily and tulip, symptoms masked or systemic chlorotic mottling.

---

### **Lily Mottle Potyvirus**

It is a lily strain of Tulip Breaking Potyvirus.

---

### **Lily Ring Spot = Cucumber Mosaic Cucumovirus**

Possibly a form of cucumber mosaic. There is only a faint mottling on some species, but on *Lilium tigrinum* and *L. regale* dark ring markings develop into necrotic areas. The growing point is killed; no flowers are formed; whole plant is twisted, stunted, deformed. Peach aphid is the vector.

---

### **Lily Rosette**

Yellow Flat. On Easter lily. Leaves curl downward; plants are dwarfed, yellowed, mature early; bulbs are small. Transmission by the melon aphid, not by seed. Rogue diseased plants; spray for aphids.

---

### **Lily Symptomless Carlavirus**

Present in Easter lilies wherever grown commercially but producing no symptoms alone; in combination with Cucumber Mosaic Cucumovirus causing necrotic fleck. Transmission by melon aphid.

---

### **Locust Witches' Broom**

Brooming disease on locust from Pennsylvania to Georgia, Ohio, and Tennessee. Vein clearing is followed by reduction in size of new leaves, growth of spindly shoots to witches' brooms. Roots are more brittle, shorter, and darker than normal; rootlets branch excessively to root brooms. Transmission is by budding and grafting; no insect vector is known.

---

### **Loganberry Dwarf**

Blackberry Dwarf. On loganberry and phenomenal blackberry in Northwest. Leaves are small, obovate, rigid, with new canes short and spindly. Young plants have crinkled leaves with some chlorosis or necrosis along veins. Flowers are small, drupelets ripen unevenly and tend to fall apart when fruit is picked. Transmission is by aphids.

---

### **Lolium Latent Potexvirus**

On ryegrass (*Lolium perenne* and *L. multiflorum*).

---

### **Lonicera Infectious Variegation**

Vein yellowing and variegation on honeysuckle; graft-transmitted.

---

### **Maize Dwarf Mosaic Potyvirus**

First noted in Ohio in 1962 and since devastating to corn in many states. Red to purple streaks in upper leaves, ears usually incomplete; plants dwarfed with great reduction in yield. Transmission by corn leaf and peach aphids. Occurs also on *Sorghum* sp. and *Triticum* sp.

---

### **Maize Chlorotic Mottle Machlovirus**

Usually occurred together with many potyviruses on infected maize plants showing severe systemic necrosis and stunting. Plant often dying.

---

### **Maize Rayado Fino Marafivirus**

Initially described as a strain of Corn Stunt Virus now in the type species of Marafivirus. Virus frequently occurred in mixed infection with Phytoplasmas. It is multiplied in the vector, *Dalbulus maydis*, Coccidellidae and is not transmitted by sap, grafting or seeds.

---

### **Maize Stripe Tenuivirus**

Caused yellow striping and chlorosis on natural hosts. *Zea mays*, *Sorghum vulgare*, *S. bicolor*, *Triticum aestivum* and *Hordeum vulgare*.

---

### **Maize Stunt = Maize Chlorotic Dwarf Waikavirus**

► Corn Stunt.



---

### **Maize White Line Mosaic**

On field corn and weed hosts including *Panicum*, *Setaria* and *Digitaria*.

---

### **Malva Vein Clearing Potyvirus**

Caused vein clearing and yellow mosaics on many *Malva* and *Lavatera* species. Virus is known as Malva Mosaic, Malva Green Mosaic or Malva Yellow Vein Mosaic Virus.

---

### **Melon Leaf Curl Bigeminivirus**

Caused leaf mottling and chlorosis on Cucurbits.

---

### **Melon Necrotic Spot Carmovirus**

Transmitted by fungus *Oplidium radical*, by sap, by contact between plants and by seeds. It caused chlorotic and necrotic spots on Cucurbits.

---

### **Mimosa Striped Chlorosis Badnavirus**

Infected *Albizia* sp. plant showed chlorotic stripes along leaf vein and inter-veinal chlorosis.

---

### **Mint Crinkle Closterovirus**

On golden ginger mint.

---

### **Mirabilis Mosaic Caulimovirus**

Genome consists of DNA, virus-transmitted in semi-persistent manner by aphid, *Myzus persicae* and by sap.

---

### **Muskmelon Mosaic = Squash Mosaic Comovirus**

Widespread on melon. First leaves have dark green bands parallel with main leaf veins; later leaves are mottled, sometimes deformed. Transmitted by seed and sap; insect vectors unknown

---

### **Muskmelon Vein Necrosis Carlavirus**

Caused vein necrosis and leaf chlorosis on cucumber and pea plants.

---

### **Mustard Mosaic**

On black mustard, California. Small, brown local lesions are followed by a general mottling.

---

### **Nandina Mosaic Potexvirus**

Occurs in California; transmitted by mechanical inoculation.

---

### **Narcissus Chocolate Spot**

Often present with white streak in a decline complex.

---

### **Narcissus Flower Streak**

Strong breaking of flowers but normal foliage in Oregon bulb crops.

---

### **Narcissus Mosaic Potexvirus**

Widespread on narcissus, but with mild symptoms, seldom apparent before plants bloom; has been confused with yellow stripe.

---

### **Narcissus White Streak**

Silver Leaf. Paper tips and white streaks in leaves are primary symptoms, with wilting and falling over of foliage long before harvest so bulbs are small.

Causes decline combined with chocolate spot. Transmission by aphids. Replant only the largest bulbs.

---

### **Narcissus Yellow Stripe Potyvirus**

Strong yellow streaking and mottling of foliage, often roughened near veins and with a peculiar twist. Flowers are streaked. Transmission by several species of aphids. Select the best plants for a mother block, with final selection during bloom; rogue plantings early before symptoms are masked by hot weather.

---

### **Nasturtium Mosaic Potyvirus**

Vein clearing, ruffling and cupping of young leaves, dark green vein banding in older leaves, sometimes chlorotic spots or white rings between veins. Flower color may be broken, petals crinkled. Transmitted by several aphids.

---

### **Nothoscordum Mosaic Potyvirus**

False garlic (wild amaryllis) mosaic transmitted through bulbs but not seed. Typical mosaic mottling of foliage.

---

### **Oak Ringspot Virus**

Caused mosaic, chlorotic ringspot and oak leaf pattern on the older leaves.

---

### **Oat Blue Dwarf Marafivirus**

Synonym for Flax Crinkle Virus transmitted by aster leafhopper. Infected *Avena* sp. plants turned deep blue.

---

### **Oat Golden Stripe Furovirus**

Transmitted by fungus, *Polymyxa graminis*; systemically infected *Avena* sp. plants.

---

### **Oat Mosaic Bymovirus**

Only *Avena* sp. are susceptible (developing mottle). Virus transmitted by fungus, *Polymyxa graminis*.

---

### **Odontoglossum Ringspot Tobamovirus**

It is synonym for orchid strain of Tobacco Mosaic Tobamovirus.

---

### **Onion Yellow Dwarf Potyvirus**

Yellow streaks develop at base of leaves, with yellowing crinkling, and flattening of new leaves. Leaves may be prostrate, flower stalks bent, twisted, and stunted; yield is reduced. Some species are relatively tolerant; tree onions are symptomless. Bean, apple-grain, corn leaf, and other aphids are vectors. Control is by indexing, growing sample lots of sets and mother bulbs in greenhouse beds or production of virus-free stocks in areas where disease is absent, and roguing of infected volunteer onions. Some varieties are resistant to the onion strain of the virus but not to the strain from shallot or garlic.

---

### **Opuntia Sammons' Tobamovirus**

Symptomless on *Opuntia* spp., virus is transmitted only by mechanical inoculation.

---

### **Orchid (Cattleya) Blossom Brown Necrotic Streak**

Brown spots, streaks of whole flower; leaves may have yellow streaks; transmission by knife. In removing flower spikes use "hot knife," with attached propane torch.

---

### **Orchid Fleck Rhabdovirus**

Caused chlorotic and necrotic fleck on many orchid species. Virions are typical rhabdo or bullet-shaped.

---

### **Orchid (*Cattleya*) Mosaic Potexvirus**

Flower-Break. On *Cattleya* and other orchids. There are apparently two diseases: mild color break, with variegation in the flower but no distortion, and severe color break, with flowers distorted or twisted as well as variegated. Leaves are mottled and sometimes twisted. The virus may be present in apparently healthy plants but can be detected with antisera, and infected plants removed. Transmission is by the green peach aphid.

---

### **Orchid (*Cymbidium*) Mosaic Potexvirus**

Black Streak; *Cattleya* Leaf Necrosis. The most common virus disease on many kinds of orchids. On *Cymbidium* there is initially a mosaic mottle, then necrotic spots, streaks, and rings on leaves but no effect on flowers. In *Cattleya* there are sunken brown to black leaf patterns, sometimes rings, more often elongated streaks on older leaves. If leaves are killed prematurely, flowers are fewer and smaller but normal in form and color. No insect vector is known.

---

### **Orchid (*Odontoglossum*) Ring Spot Tobamovirus**

On *Odontoglossum* only. Small, necrotic spots and rings on older leaves, light green to yellow areas on young leaves. Leaves may turn yellow and drop in 2 or 3 months or persist longer. There are no flower symptoms; no insect vector is known.

---

### **Orchid (*Oncidium*) Ring Spot**

On mature leaves of *Oncidium*; round to irregular, slightly sunken yellow areas on both leaf surfaces; becoming necrotic with age.

---

### **Orchid (*Vanda*) Ring Spot**

On 22 cultivated orchid species.

---

### **Ornithogalum Mosaic Potyvirus**

On ornithogalum, galtonia, hyacinth, lachenalia, agapanthus, hebe, fine light and dark green leaf mottling becomes gray or yellow as leaves mature. Flower stalks are marked with light and dark green blotches; there are thin longitudinal streaks on perianth segments. Transmission is by melon, peach, potato and lily aphids.

---

### **Palm Mosaic Potyvirus**

Infected *Washingtonia robusta* plants showed mosaics, ringspots and line pattern. Plants are often stunted.

---

### **Panicum Mosaic Sobemovirus**

On St. Augustine grass.

---

### **Papaya Mosaic Potexvirus**

Caused mosaic and stunting on *Carica papaya*.

---

### **Papaya Ringspot Potyvirus**

Symptoms on infected *Carica papaya* plants included mottling, malformation of leaves and streaking on flowers and fruits.

---

### **Pea Enation Mosaic Enamovirus**

On pea, sweet pea, broad bean, soybean and sweet clover. Symptoms are yellowish spots on leaves, which are later white, with crinkling and savoying. Very susceptible varieties like Alderman have necrotic spots and proliferations or enations from underside of leaves. Pods may be markedly distorted and twisted with seeds small and yellow. Transmission is by pea, potato, and peach aphids.

### **Pea Mosaic Potyvirus**

On pea, sweet pea, red clover and broad beans. Sweet pea has leaf mottling, chlorosis, breaking of flower color. Garden pea has vein clearing followed by mottling or general chlorosis and stunting. Transmission is by pea, peach and bean aphids. Perfection and Horal varieties are resistant to this virus but not to pea enation mosaic.

---

### **Pea Mottle**

Pea Mottle caused by Clover Yellow Mosaic Potexvirus and Clover Yellow Vein Potyvirus. Fairly widespread on garden pea, snapbean, white clover and broad bean. On pea a severe systemic mosaic may be fatal. Some plants have chlorotic mottling of leaves and stipules, but stems, pods, and seeds are normal. Bean and pea aphids are probably vectors.

---

### **Pea Streak Carlavirus**

Light brown to purple, oblong, necrotic lesions are scattered along stems and petioles with stems often girdled. Leaves and pods are roughened with light brown necrotic areas.

---

### **Pea Wilt**

Causing severe streak in pea if pea-mottle virus is also present.

---

### **Peach Asteroid Spot**

Discrete, chlorotic lesions spread along veins forming starlike spots; some chlorophyll is retained in lesions as leaves turn yellow.

---

### **Peach Calico**

Leaves are first mottled, then yellowed, then papery white. Creamy white streaks develop on twigs. Fruit is shorter, rounder, with creamy white to red patches. Transmission is by budding.

---

### **Peach Dwarf**

Only on Muir peach. Profusion of large, flat, dark green leaves, closely appressed on short twigs; witches' broom showing in dormant period; fruit larger than normal, misshapen.

---

### **Peach Golden Net**

Probably identical with line pattern.

---

### **Peach Little Peach**

Related to peach yellows, and in same host range, eastern United States.

---

### **Peach Mosaic**

In Southwest on peach, apricot, nectarine, plum and capable of infecting almond. Spring growth of peach has short internodes, with sometimes flower breaking, chlorotic mottling, and foliage distortion early in the season, with masking of symptoms or dropping out of affected areas in midsummer. Fruit is small, irregular in shape, unsalable. Apricot stones have white rings and blotches. Transmission is by budding, grafting, a mite (*Eriophyes insidiosus*), and perhaps the plum aphid. Removal of infected trees, nursery inspection and quarantine reduce the incidence of mosaic.

---

### **Peach Mottle**

Known only in Idaho.

---

### **Peach Necrotic Leaf Spot**

On peach but with sweet cherry as a symptomless carrier. Light brown, dead, membranous areas in unfolding leaves fall out, leaving holes. The disease is recurrent on peach.



---

### **Peach Phony Disease**

The most important peach disease in the Southeast. Trees are dwarfed; foliage is abnormally green, fruit small; there are flecks in wood, especially in roots. Phony trees have short terminal and lateral twigs; profuse lateral branching. Growth starts in spring earlier than on normal trees. Production gradually decreases, with trees worthless in a few years. Transmission is by root grafting and sharpshooter leafhoppers. Control has been by eradication and by quarantine to restrict movement of nursery stock.

---

### **Peach Red Suture**

Probably a form of yellows. On peach and Japanese plum. Fruit ripens prematurely with softening, swelling, and red blotching on the suture, flesh coarse and watery while rest of fruit is hard and green. Eradicate diseased trees; propagate from healthy budwood.

---

### **Peach Ring Spot Ilarvirus**

► Cherry Ring Spot.

---

### **Peach Rosette**

On peach and plum. Trees suddenly wilt and die, or there are abnormally short stems bearing dwarfed leaves, with veins cleared and thickened; death follows in a few months. The virus can be inactivated by heating at 122°F for 10 minutes.

---

### **Peach Rosette Mosaic Nepovirus**

Of minor importance on peach, highbush blueberry, and plum. Delayed foliation, chlorotic mottling, rosetting of shoots, dark green color; transmission by grafting and through soil. Eradicate trees; do not replant in same soil without fumigation.

---

### **Peach Stubby Twig**

A new disease of peach and nectarine in California. Chlorotic leaves, stubby twig growth, decreased fruit production; transmitted with infected budwood.

---

### **Peach Wart**

Foliage is normal but fruits are blistered, wilted, and have conspicuous raised warty outgrowths. Tissues are light tan to red, rough, cracked, and russeted or smooth, with severe gumming. Transmission by budding or inarching.

---

### **Peach Yellow Bud = Tomato Ringspot Nepovirus**

Winter's Peach Mosaic. On peach, apricot and almond in California. Pale yellow, feather-edged blotches along the midvein with leaf distortion, and defoliation near base of shoots. Transmission is by grafting. In field spread is only to adjacent trees, perhaps through soil.

---

### **Peanut Mottle Potyvirus**

On wild peanut (*Arachis chacoense*).

---

### **Peanut Stunt Cucumovirus**

First noted on peanuts in Virginia in 1964 and also occurs in bean, red and white clover. Severe dwarfing and malformation of foliar parts and suppression of fruit development. Transmission by grafting and green peach aphid.

---

### **Peanut Top Paralysis Potyvirus**

Found in Oklahoma but there is no evidence of spread.

---

### **Pear Decline Phytoplasma**

A relatively new and devastating disease in California, Oregon, and Washington, trees showing a slow decline or rapid collapse. First thought due to

a toxin of the pear psylla (*Psylla pyricola*), now considered a virus disease transmitted by the psylla.

---

### **Pear Stony Pit**

On Bosc and other pears in Pacific Northwest. Dark green areas appear just beneath epidermis of fruit, 10 to 20 days after petal fall, resulting in deeply pitted or deformed fruit at maturity, with corky or necrotic hard tissue at base of pits. The fruit is gnarled, hard to cut. Transmission is by grafting; no insect vector is known. Bosc and Anjou pears can be top-worked with Bartlett to reduce losses from stony pit.

---

### **Pelargonium Flower Break Carmovirus and Pelargonium Line Pattern Carmovirus**

Viruses are usually symptomless on *Pelargonium* or caused by flower streaking, line pattern or chlorotic spotting. They are transmitted by grafting and by contact between plants.

---

### **Peony Leaf Curl**

Plants half normal height, with crooked flower stalks, curled leaves. Transmission is by grafting but not contact; no insect vector is known.

---

### **Peony Ring Spot = Tobacco Rattle Tobravirus**

Marked yellow mosaic, irregular or in rings, sometimes small necrotic spots.

---

### **Peperomia Ring Spot**

Concentric brown, necrotic rings on leaves, which may be cupped, curled, or twisted and may fall. Severely affected plants are stunted. Grower losses in Florida may be 25%. Take cuttings from healthy, vigorous plants.

---

### **Pepper Mild Mottle Tobamovirus**

Infectious virus particles were found in water for greenhouse irrigations.

---

### **Pepper Mild Tigre' Bigeminivirus and Pepper Texas Bigeminivirus**

Both viruses are transmitted by *Bemisia tabaci* and spread in Texas and Mexico.

---

### **Pepper Strain of Alfalfa Mosaic**

On pepper.

---

### **Pepper Vein Banding Mosaic**

Probably caused by Potato Y Potyvirus, a new disease in Florida. Plants are stunted with up to 50% loss of marketable fruit. Vein clearing and banding on leaves, fruit roughened with chlorotic spots or stripes. Transmission is by green peach and melon aphids. Eradicate deadly nightshade as a weed host for 150 feet from peppers, or use sunflower as a barrier.

---

### **Pepper Mottle Potyvirus**

On pepper.

---

### **Phlox Streak**

Streaks evident in leaves and stems. Clearing of veins is followed by necrosis in leaf veins and petioles. Graft-transmissible.

---

### **Physalis Mosaic Tymovirus**

Known as Belladonna Mottle Virus caused by systemic mosaic or mottle.

---

### **Pigeon Pea Golden Mosaic Begomovirus**

On pigeon pea.

### **Pineapple Wilt – Associated Closterovirus**

Occurs in the Hawaiian pineapples causing yellowing and flecks on leaves, leaf tip necrosis and plant wilt.

---

### **Plantago Mottle Tymovirus**

Related to Andean Potato Latent, Dulcamara Mottle, Belladonna Mottle, Onion Yellow Mosaic and Turnip Yellow Mosaic Viruses.

---

### **Plum Line Pattern = Plum American Line Pattern Ilarvirus**

On plum, oriental cherry, widespread. Some plum varieties have yellow vein banding, brilliant green and yellow patterns of the oakleaf type, formed by single or multiple irregular lines or bands; in early summer the yellow fades to creamy white. In other varieties patterns are faint or absent. On flowering cherries discolored areas are bounded by a chlorotic band. Transmission is by budding or grafting.

---

### **Plum White Spot**

Small pale yellow to white spots, mostly aggregated near leaf tips on Santa Rosa plum.

---

### **Poinsettia Mosaic Tymovirus**

Caused systemic leaf mosaic and malformation and discoloration of bracts.

---

### **Poplar Decline Potyvirus**

Pinwheel structures are induced in infected cells. Main disease symptoms are chlorotic and necrotic leafspots, necrosis of leaves and death of branches and even whole trees.

---

### **Poplar Mosaic Carlavirus**

Many cultivars are symptomless or they develop mosaics or necrosis. Virus usually occurs alone in infected poplar trees.

---

### **Potato A Potyvirus**

Known as Potato Mild Mosaic, Potato Virus P and Solanum Virus 3. Transmitted by aphids in non-persistent manner. Virus caused no symptoms.

---

### **Potato Acropetal Necrosis**

Caused by potato viruses Y and X.

---

### **Potato Aucuba Mosaic Potexvirus**

Bright yellow mottle in most varieties, sometimes necrosis of tubers.

---

### **Potato Bouquet Disease**

Caused by Tobacco Ring Spot Nepovirus.

---

### **Potato Calico**

Caused by strain of Alfalfa-Mosaic Alfamovirus.

---

### **Potato Crinkle**

Mild Mosaic. Due to Potato Virus X plus A. Leaf mottling and crinkling are often inconspicuous, but plants die prematurely. Plant healthy tubers; isolate seed plots. Varieties Katahdin, Chippewa, Houma and Sebago are resistant.

---

### **Potato Green Dwarf**

Caused by a strain of Beet Curly Top Hybrigeminivirus. Terminal growth is dwarfed and deformed; leaflets cupped upward.

---

### **Potato Leaf Roll Luteovirus**

Important wherever potatoes are grown. Symptoms show about a month after plants appear above ground. Leaves are thick, leathery, rolled, with excessive starch; sometimes with a reddish or purple discoloration on the underside. Plants are dwarfed; tubers are few, crisp, with net necrosis – brown strands of dead tissue – in some varieties; sprouts are spindling; yield may be reduced one-half. Transmission is by peach and other aphids.

Use certified seed potatoes. These come from a foundation stock obtained by indexing. Seedpieces or tubers are planted consecutively in a row, and if any show virus symptoms, the whole unit is destroyed.

---

### **Potato Leaf Rolling Mosaic = Potato M Carlavirus**

Leaves are mottled, flaccid, with some upward rolling but without distinct rolling, rigidity of leaf roll. Transmission by peach, potato and geranium aphids.

---

### **Potato Mottle**

Caused by potato X potexvirus.

---

### **Potato Rugose Mosaic**

Caused by potato Y potyvirus, often with PVX. Leaves are crinkled, mottled; lower leaves with black veins; plants are stunted, die prematurely. Control by careful roguing.

---

### **Potato S Carlavirus**

Generally symptomless in most potato cultivars.

---

### **Potato Spindle Tuber Viroid**

General on all tested varieties of potatoes. Plants are more erect than normal but spindly, lacking vigor. Stems are stiff, leaves small, dark green; tubers are

elongated, pointed at the end, the eyes “staring”. Symptoms are accentuated by high soil moistures. Transmission is by contaminated knives in cutting, by contact between freshly cut seed pieces. Control by using certified seed.

---

### **Potato Vein Banding = Potato Y Potyvirus**

On potato and many other hosts, transmitted mechanically and by many aphids. On some varieties there is leaf drop and necrotic streak or chlorotic mottling; on others there is no sign of disease.

---

### **Potato Virus A**

Present in nearly symptomless form in some varieties, causing crinkle with virus X.

---

### **Potato X Potexvirus**

Almost universally present in commercial potato stocks. Cause of latent mosaic.

---

### **Potato Witches’ Broom**

Apical leaves are slightly rolled, upright, light green with reddish or yellowing margins. There is proliferation of axial buds with tendency to bloom and set fruit; there are aerial tubers and numerous small subterranean tubers. Such tubers put out spindle shoots without a rest period and produce dwarfed, very bushy plants with small, round, or heart-shaped leaves. Use certified seed potatoes.

---

### **Potato Yellow Dwarf Nucleorhabdovirus**

Formerly causing heavy losses in Northeast but now mostly controlled by seed certification. Potato leaves are rolled and yellowed; the plant is dwarfed with split stems showing rusty flecks. Transmission is by clover leafhoppers; overwintering hosts are ground cherry, oxeye daisy, vinca and other plants.



---

### **Potato Yellow Spot**

Reported from Maine, mostly on Katahdin variety. Spots are small, circular, bright yellow, chiefly on lower leaves.

---

### **Primrose Mosaic**

Plants are chlorotic, stunted, rugose, with upward, sometimes downward, cupping of leaves. Petioles and peduncles are shortened; flowers are white-streaked; leaves are coarsely mottled yellow-green, with green islands; tips of leaves are narrowed. No insect vector is known.

---

### **Privet Ring Spot**

Reported on privet in Texas. Leaves are smaller, lighter green, drop early.

---

### **Prune (Standard) Constricting Mosaic**

Spots are concentrated in a band across tip of the leaf; this area is killed, and all tissue except the midvein drops out.

---

### **Prune Diamond Canker**

Symptoms expressed only on French prune – diamond or oval excrescences on secondary branches, often excess sprouts from body of tree.

---

### **Prune Dwarf Ilarvirus**

On prune, plum, cherry and peach. Leaves are small, narrow, rugose, distorted, glazed. Internodes are short, but some branches escape and appear normal. Blossoms are numerous, but mature fruits few; pistils are aborted, petals narrowed. Most injurious to Italian prune, symptomless in Bradshaw and damson plums. Transmission by grafting and budding.

---

### **Prunus Necrotic Ringspot Ilarvirus**

Very common in sweet cherry and plum orchards, worldwide. Its natural hosts are species from *Prunus*, *Rosa*, *Humulus* and *Cucumis*. Earlier virus was described as Plum Line Pattern, Peach Ringspot, Prunus Ringspot, Red Currant Necrotic Ringspot, Rose Chlorotic Mottle, Rose Line Pattern, Rose Vein Banding and Sour Cherry Necrotic Ringspot. Virus is transmitted by grafting, by seeds and by pollen to seeds and to the pollinated plants.

---

### **Quail Pea Mosaic Comovirus**

Caused mosaics on *Streptostyles helvola* as well as on soybean and common bean plants.

---

### **Radish Mosaic Comovirus**

Chlorotic spotting and mottling of foliage; plants not stunted.

---

### **Ranunculus Mottle Potyvirus**

Caused foliar mottling and distortion on *Ranunculus asiaticus* plants.

---

### **Raspberry Alpha Leaf Curl Luteovirus**

Common on red raspberry. Veins are retarded in growth, causing downward curling and crinkling of leaves. Foliage is dark green, but bronzed in late summer with glistening surface. Berries are small, poor; diseased canes are readily winter-killed. Transmission is by small raspberry aphid (*Aphis rubiphila*). Cuthbert variety is most susceptible. Rogue diseased plants.

---

### **Raspberry Beta Leaf Curl Luteovirus**

Infecting blackcaps, especially Cumberland, but also causing severe curling on Cuthbert and hybrid purple Columbian.

---

## Raspberry Decline

On red raspberry.

---

## Raspberry (Red) Mosaic

Green Mottle; Mild Mosaic; Yellows. Widespread on red and black raspberries, dewberry and blackberry. Symptoms vary greatly, but usually mottled areas are darker green than rest of leaf tissue; there may be blistering and curling downward. On blackcaps, tips are stunted, fruiting laterals shortened, fruit seedy or with poor flavor. Foliation of diseased plants is delayed. Transmission by aphids.

---

## Raspberry (Black) Necrosis

On red and black raspberries and perhaps related to red raspberry mosaic. Leaves are curled down, have necrotic spots.

---

## Raspberry Ringspot Nepovirus

Virus known also as Red Currant Ringspot is transmitted by nematode, *Longidorus* spp. Raspberry cultivars differ in susceptibility.

---

## Raspberry Streak

Eastern Blue Streak, Rosette. On black raspberry. Plants are stunted, smaller in successive seasons, leaves usually curled, close together on canes, dark green, often twisted upside down. New canes have bluish dots or streaks near the base and sometimes on branches of fruiting spurs. Fruit is small, poor; plants are short-lived. Symptoms are less severe in the mild streak strain. Roguing aids in control.

---

## Raspberry Yellow Mosaic = Rubus Yellow Net Bednavirus

Black raspberries are severely dwarfed; fruiting laterals are more upright than normal; foliage is yellow; leaflets are long and narrow. Symptoms show

at high temperatures, while those of red raspberry mosaic are masked. Plants are weakened, die in 2 or 3 years. Transmitted by the raspberry aphid.

---

### **Red Clover Vein Mosaic Carlavirus**

Caused vein yellowing and mosaic on infected red clover plants.

---

### **Rhododendron Necrotic Ringspot Potexvirus**

Transmitted by grafting; infected *Rhododendron* spp. showed necrotic rings on leaves.

---

### **Rhubarb Chlorotic Ring Spot**

Chlorotic spots and rings, necrotic stippling and rings on leaves of rhubarb, reported from Oregon.

---

### **Rhubarb Ring Spot**

Caused by Turnip Mosaic Potyvirus.

---

### **Rhynchosia Golden Mosaic Begomovirus**

Reported on soybean in Mexico.

---

### **Ribgrass Mosaic Tobamovirus**

It is ribgrass strain of Tobacco Mosaic Tobamovirus.

---

### **Robinia Brooming**

► Locust Witches' Broom.

---

### **Rose Mosaic**

Infectious Chlorosis. Common on garden roses on the Pacific Coast, sometimes on greenhouse roses in the East and on garden roses originating in the West. Chlorotic areas feather away from midribs of leaflets, often with local distortion, sometimes with ring, oakleaf and watermark patterns. Plants are dwarfed, with buds often bleached, imperfect, on short stems. The virus is carried in understock and infects tops after budding or grafting; no insect vector is known. More than one virus is probably involved. Much rose mosaic seems to be due to the Prunus Necrotic Ring Spot and Apple Mosaic Ilarviruses. Rootstocks can be heat-treated to provide a virus-free source.

---

### **Rose Rosette**

On species roses, Wyoming, California. Leaflets and flower parts are misshapen, stems dwarfed, with precocious growth of lateral buds, indefinite chlorotic pattern in leaves, increase in thorniness of stems. The general effect resembles 2, 4-D injury. Graft and mite transmissible, but the disease develops slowly.

---

### **Rose Streak**

On rose in eastern United States. Leaves have brownish or reddish ring and vein-banding patterns; stems have ring patterns and sometimes necrotic areas near inserted buds, causing girdling, wilting of foliage. Transmission is by grafting.

---

### **Rose Yellow Mosaic**

Chlorotic areas are brighter and lighter yellow than in typical rose mosaic; there is less puckering of leaves.

---

### **Saguaro Cactus Carmovirus**

Symptomless on Saguaro cactus plants. Virus was found in Arizona but there is no evidence of spread.

---

### **Schefflera Ringspot Badnavirus**

Bacciliform particles were found in *Brassica actinophylla*.

---

---

### **Shamrock Chlorotic Ringspot Potyvirus**

Caused chlorotic Ringspot on leaves and decline of *Oxalis regnellii* plants.

---

---

### **Smithiana Potex Virus**

Infected plants are usually symptomless.

---

---

### **Solanum Yellows Luteovirus**

Occurs on potato plants.

---

---

### **Sonchus Yellow Net Nucleorhabdovirus**

On lettuce.

---

---

### **Sorghum Chlorotic Spot Furovirus**

Found only in Kansas; caused chlorotic spot on infected plants.

---

---

### **Sorghum Mosaic Potyvirus**

Virus is one of the potyvirus complex infecting tropical grasses.

---

---

### **Sorghum Stunt Mosaic Nucleorhabdovirus**

Transmitted by leafhopper, *Graminella sonora*, only in temperatures below 38°C.

---

---

### **Sowbane Mosaic Sobemovirus**

Occurred in Europe, South and Central American region; found also in USA.

---

### **Sowthistle Yellow Vein Nucleorhabdovirus**

Susceptible hosts are *Sonchus oleraceus* and *Lactuca sativa*.

---

### **Soybean Dwarf Luteovirus**

There are two different strains of this virus; dwarfing strain and leaf yellowing strain. Virions occurred in cytoplasm and cell vacuoles of phloem. Virus transmitted only by aphid vectors in persistent manner.

---

### **Soybean Mosaic Potyvirus**

Widespread on soybean. Leaves are distorted, narrow, with margins turning down, some with ruffling along main veins; plants are often stunted, pods misshapen with fewer seeds. Transmission by peach, pea and other aphids and in seed. Control by roguing.

---

### **Soybean Yellow Mosaic**

Soybean Yellow Mosaic is caused by the Bean Yellow Mosaic Virus. Younger leaves show chlorotic mottling, followed by necrotic spots. Soybean bud blight, due to Tobacco Ring Spot Virus, is serious in the Midwest, causing losses up to 100%. Tip buds turn brown, dry brittle; plant is dwarfed, produces no seed.

---

### **Sparaxis Mosaic**

Strong leaf mottling and crinkling.

---

### **Spinach Blight**

Caused by Cucumber Mosaic Cucumovirus.

---

### **Spinach Latent Ilarvirus**

Transmitted by means not involving a vector. Symptoms disappeared soon after infection.

---

### **Spinach Yellow Dwarf**

In California, confined to spinach, with vein clearing, curvature of midrib; young leaves with mottling, puckering, curling, blisters; old leaves with yellow blotches becoming necrotic. All varieties are equally susceptible. Mechanical transmission and by aphids.

---

### **Spring Beauty Latent Bromovirus**

Symptomless; best serological test for identification is double diffusion test.

---

### **Squash Leaf Curl Bigeminivirus**

It is probably the same as Muskmelon Necrotic Mosaic Virus causing severe stunting and leaf curl on plants from family Cucurbitaceae.

---

### **Squash Mosaic Comovirus**

On squash and muskmelon, mostly in California. Foliage is severely mottled and malformed with dark green blisters. Transmission by banded, western striped and 12-spotted cucumber beetles, but not by pollen.

---

### **Squash (Southern) Mosaic**

On squash in Florida, infecting also cucumber and watermelon.

---

### **Stock Mosaic**

On stock, reported from California. Definite mottling with dark green islands conspicuous against light green areas. Plants are stunted; seed pods small; flowers broken with petals undersized. Cut-flower fields are often a total loss, but there are resistant varieties.

---

### **Strawberry Crinkle Cytorhabdovirus**

Chlorotic and necrotic spotting with crinkled leaves and vein clearing. Transmission by strawberry aphid.



---

### **Strawberry Latent Ringspot Nepovirus**

Infects strawberry and rose; latent and seedborne in parsley.

---

### **Strawberry Latent Virus Rhabdovirus**

Causing no distinct symptoms but intensifying those caused by other viruses.

---

### **Strawberry Leaf Curl**

Caused by Strawberry Veinbanding Caulimovirus plus Strawberry Latent Rhabdovirus.

---

### **Strawberry Leaf Roll**

Leaflets are rolled down, pale green, small, on spindly petioles.

---

### **Strawberry Mild Crinkle**

Caused by Strawberry Vein Chlorosis Virus with or without Strawberry Mottle Virus.

---

### **Strawberry Mild Yellow Edge Chlorosis Potexvirus**

Slight chlorosis of leaf margin.

---

### **Strawberry Mild Yellow Edge Luteovirus**

Transmitted by aphids in persistent manner. The relation to Soybean Dwarf Luteovirus is so close that they are probably the same species.

---

### **Strawberry Mottle**

Chlorotic spotting, leaf distortion.

---

### **Strawberry Multiplier Disease**

Resembling witches' broom and stunt; transmitted by leaf grafting.

---

### **Strawberry Necrotic Shock = Tobacco Streak Ilarvirus**

Blackish spots on leaves and petioles; whole crown may be killed, but plants recover, and virus becomes latent.

---

### **Strawberry Pallidosis = Cucurbit Yellows Crinovirus and Beet Pseudo-Yellows Closterovirus**

On strawberry.

---

### **Strawberry Pallidosis Virus**

Caused no disease symptoms and is transmitted only by grafting; dsRNA was found in infected cells.

---

### **Strawberry Phyllody Strawb PhF Phytoplasma**

On strawberry.

---

### **Strawberry Pseudo Mild Yellow Edge Carlavirus**

Symptomless on infected plants; transmitted by aphids in semi-persistent manner. Virus related to Carnation Latent Carlavirus.

---

### **Strawberry Severe Crinkle**

Due to Strawberry Mottle Virus plus Strawberry Crinkle Cytorhabdovirus.

---

### **Strawberry Stunt**

In the Pacific Northwest. Plants are erect but short; leaves at first folded, later open, dull with a papery rattle; leaflets cupped or with margins turned down;

midveins tortuous; petioles short; fruits small, hard, seedy. Transmission by the strawberry aphid.

---

### **Strawberry Veinbanding Caulimovirus**

Diffuse banding along veins; leaflets with epinasty, mild crinkling, wavy margins. Transmission by several aphids, grafting, dodder.

---

### **Strawberry Witches' Broom**

Leaves are numerous, light in color with spindly petioles; margins of leaflets are bent down; runners are shortened, plants dwarfed; flower stalks spindly and unfruitful. Transmission by the strawberry aphid.

---

### **Strawberry Yellow Edge**

Central leaves dwarfed, with yellow edges.

---

### **Strawberry Yellows**

A complex caused by mild yellow edge, crinkle, and mottle viruses. June yellows is a genetic leaf variegation, not due to a virus.

For control of strawberry viruses buy certified plants. Nurseries on the Maryland eastern shore provide 37 varieties virus-free from a foundation stock of indexed plants.

---

### **Streptanthera Mosaic**

Mottled foliage. Caused by Bean Yellow Mosaic Virus.

---

### **Subterranean Clover Red Leaf Luteovirus**

Caused mild yellowing, stunting and reddening of many plants from Leguminosae family.

---

### **Sugarcane Bacilliform Badnavirus**

Occurs in Florida and Hawaii; serologically virus is related only to Banana Streak Badnavirus.

---

### **Sunflower Mosaic Potyvirus**

Known also as Helianthus Mosaic Virus; caused mild systemic mosaic and mottling, sometimes necrosis on leaves and stems.

---

### **Sweet Clover Sweet Latent Nucleorhabdovirus**

Virus often together with Bean Common Mosaic Potyvirus caused leaf chlorosis.

---

### **Sweet Potato Caulimovirus**

There are no conspicuous symptoms on *Ipomoea batata*. There is no evidence of it spreading in the United States.

---

### **Sweet Potato Feathery Mottle Potyvirus**

First symptom is a yellowing along veins or small diffuse yellow spots. Some leaves are abnormally dark green with feathery yellow areas along veins. Leaves may be slightly rugose and dwarfed. Transmitted by aphids, whiteflies, and sprouts. Caused feathering, clearing and chlorotic spots on *Ipomoea batata* but symptoms usually disappeared soon after infection.

---

### **Sweet Potato Internal Cork = Sweetpotato Feathery Mottle Potyvirus**

First recognized in South Carolina in 1944, now in most sweetpotato areas, most prevalent in Georgia and the Carolinas. Dark brown to blackish corky spots in flesh of roots, which appear normal outside. Some are present when sweetpotatoes are dug, but cork spots increase in number and size during storage, especially at temperatures higher than the recommended 55° to 60°F. Foliage symptoms are vein feathering and mottling followed by reddish to

purple blotching sometimes in ring form. Quality of Porto Rico variety is severely affected, but not yield. Transmission is by peach and potato aphids and by grafting, with morning-glories used as index plants. Control insects to reduce disease; there is little spread to new plantings 100 yards or more from diseased fields. Cure immediately after digging at 85°F with 90% humidity; then store at 55°F, except seed stocks, which should be kept at 70°F so that lots with internal cork can be selected and discarded.

---

### **Sweet Potato Mosaic**

Transmitted by fleshy-core and sprout grafts and by sweetpotato whitefly.

---

### **Sweet Potato Russet Crack – Strain of Sweetpotato Feathery Mottle Potyvirus**

Dark lesions and fine cracks in skin of fleshy roots.

---

### **Teasel Mosaic Potyvirus**

On Fuller's teasel and scabiosa, with vein-clearing, asymmetry, strong mosaic pattern, malformation, death of plant. Transmission by peach and rose aphids.

---

### **Tigridia Mosaic**

Pale to yellow-green irregular streaks and blotches in leaves and flower bracts, occasionally dark streaks in flowers. Transmission by lily and melon aphids.

---

### **Tobacco Broad Ring Spot**

In tobacco, Wisconsin, experimentally to other plants. Chlorotic or necrotic rings, sometimes concentric; young leaves puckered at first.

### **Tobacco Etch Potyvirus**

Mild and severe strains widespread on tobacco, tomato, pepper, petunia, potato and other plants. Symptoms are vein clearing with fine necrotic etching, usually toward base of leaves. Plants are stunted with smaller, mottled leaves. Transmission is by peach, lily, bean and other aphids.

---

### **Tobacco Mild Green Mosaic Tobamovirus**

Transmitted on the surface of the affected seeds. Infectious virus particles were found in water used for irrigation in greenhouses.

---

### **Tobacco Mosaic Tobamovirus**

Tomato Mosaic; Pepper Mosaic. General in gardens, fields, greenhouses on tobacco, tomato, pepper, eggplant, petunia, Moraine ash, *Achimenes*, *Aeschynanthus*, *Chirita*, *Codononthe*, *Episcia*, gloxiana, *Kohleria*, *Nematanthus*, *Streptocarpus*, *Smithantha*, *Rhoeo*, and nearly all solanaceous plants. Tomato foliage has a light and dark green mottling, accompanied by some curling and malformation of leaflets, often with a fernleaf effect. A yellow strain of the virus causes striking yellow mottling of leaves, sometimes stems and fruits. Yield is greatly reduced. In pepper, yellowish chlorotic lesions are followed by systemic chlorosis. Spinach has some mottling, stunting, necrosis. Eggplant is often killed.

Transmission is by mechanical means – by handling, on tools, through soil, by grafting, possibly but not probably by seed. The virus can be transmitted by feeding of grasshoppers, but apparently there is little spread by the usual aphid vectors. This is the most resistant and highly infectious of all viruses. It withstands heat, even alcohol and various germicides, and retains infectivity in a dried state for many years. The most common source of inoculum is smoking tobacco. Gardeners contaminate their hands by smoking and then infect plants as they transplant, tie, prune, etc., the virus entering through scratches or broken hairs. The first symptoms appear in 8 to 10 days. In greenhouses, even doorknobs, faucets, and flats can be contaminated after handling virus-infected plants and remain a source of infection.

There are many strains of the virus, causing cowpea mosaic, tomato aucuba mosaic, tomato enation mosaic, tomato streak, orchid aucuba, etc.

*Control.* Remove and burn any suspicious plants in the seedbed along with neighboring plants. Destroy weeds, especially ground cherry and other solanaceous species. Never smoke while working with plants, and always wash hands thoroughly with soap after handling tobacco in any form or touching diseased plants, before handling young seedlings or healthy plants.

---

### **Tobacco Necrosis Necrovirus**

On tobacco, tomato, aster, geranium and bean, confined to roots, or systemic without symptoms, or systemic with symptoms. In Holland, the virus causes a severe crippling of tulips called Augusta disease, often preventing flowering, resulting in death.

---

### **Tobacco Rattle Tobravirus**

On Romaine lettuce and transmitted by *Paratrichodorus christiei*.

---

### **Tobacco Ring Spot Nepovirus**

General on tobacco, petunia, potato, cucumber, celery, Moraine ash and geranium, causing pimple disease of watermelon, bud blight of soy bean, in gladiolus, iris, Astilbe, and Easter lily without symptoms. Causing large chlorotic areas on spinach leaves; faint zigzag lines on beet; pin-point necrotic spots with yellow haloes on cucurbits and fruits first pitted, then with elevated pimples; eggplant yellows, “bouquet disease” of potatoes, with stems curved, shortened, sometimes with black lesions on underside of veins. Petunia seedlings are stunted, first leaves are mottled, and seed pods have few seeds. Mint is stunted.

Transmission is through seed of petunia (but not of tobacco), by nematodes and in some crops by grasshoppers.

---

### **Tobacco Streak Ilarvirus**

On tobacco, soybean, sweet clover, tomato, common yellow mustard, wild radish, milk thistle, and experimentally a wide range of hosts. Irregular spots, lines, and rings. Distributed worldwide. Virus is known as Asparagus Stunt Virus, Datura Quercina Virus and Strawberry Necrotic Shock Virus. It is

transmitted by thrips, by sap and by seeds. Virus is also transmitted by pollen to the pollinated plants.

---

### **Tobacco Vein Mottling Potyvirus**

Transmitted by aphids in non-persistent manner. Its natural host plants are *Rumex* sp., *Nicotiana tabacum* and *Solanum carolinense*. Virus caused chlorotic vein banding symptoms on infected plants.

---

### **Tobacco Yellow Net Luteovirus**

Spreads by aphids – *Myzus persicae* in California. Virus differs in host range from Beet Yellow Net Luteovirus.

---

### **Tomato Aspermy Cucumovirus**

Chrysanthemum Aspermy. On tomato the growing point of the main stem is inhibited, axillary shoots giving the plants a bushy appearance; fruit production is curtailed; there may be failure to set seed. The disease was introduced into North America on European and Asiatic varieties of chrysanthemums, which have mottled leaves. Transmission is by foxglove, green peach, and green and black chrysanthemum aphids. Perennial chrysanthemums near tomato fields are a source of infection.

---

### **Tomato Big Bud**

Leaves curl and hang down; stems are shortened and calyxes greatly enlarged.

---

### **Tomato Black Ring Nepovirus**

Transmitted by nematodes, seeds and pollen. Virus caused necrotic ringspots, systemic chlorotic ringspots, mottling, stunting and leaf malformation of the following plant genera: *Allium*, *Apium*, *Beta*, *Fraxinus*, *Lactuca*, *Lycopersicon*, *Narcissus*, *Phaseolus*, *Robinia*, *Rubus*, *Solanum*, *Tulipa* and *Vitis*.



---

### **Tomato Bushy Stunt Tombusvirus**

Strains of this virus are known as Carnation Italian Ringspot Tombusvirus, Pelargonium Leaf Curl Tombusvirus and Petunia Asteroid Mosaic Tombusvirus. Virus transmitted by means not involving vectors. Virions were found in all parts of the host plant: in cytoplasm, in nuclei, in nucleoli, in mitochondria and in cell vacuoles. It forms crystals in the cytoplasm.

---

### **Tomato Chino La Paz Begomovirus**

Found on tomato in Baja California, Mexico.

---

### **Tomato Enation Mosaic**

Caused by a strain of Tobacco Mosaic Tobamovirus.

---

### **Tomato Fernleaf**

Shoestring. Caused by Cucumber Mosaic Cucumovirus sometimes with Tobacco Mosaic tobamovirus.

---

### **Tomato Infectious Chlorosis Closterovirus**

Transmitted by white fly – *Trialeurodes vaporariorum*; caused interveinal yellowing and necrosis in infected tomato plants.

---

### **Tomato Mosaic Tobamovirus**

Circular, water-soaked necrotic spots on leaves; black streaks on veins; concentric sunken rings on fruit.

---

### **Tomato Pseudo Curly Top Hybrigeminivirus**

Spreads among tomato plants in Florida. Virus is transmitted by treehopper *Micrutalis malleifer*. Virion genome consists of circular ssDNA.

### **Tomato Ring Spot Nepovirus**

Curling and extensive necrosis of shoot terminals; brown rings and streaks on leaflets, stems, fruits, more pronounced at high temperature. Causes leaf streaks in iris, crumbly fruit of red raspberry and chlorotic spot of geranium. May infect chicory, healall, black medic, moth mullein, impatiens, apple, common cinquefoil and dandelion. Transmission is by dagger nematodes.

Plants that may serve as reservoir plants for Tomato Ringspot Virus are: chickweed, henbit, dandelion, woodsorrel, plantain, strawberry, sorrel and red clover.

---

### **Tomato Spotted Wilt Tospovirus**

More serious on the Pacific Coast, but also occurring in Florida, Texas and some central and eastern states in greenhouses and sometimes outdoors on plants such as ragwort, purslane, nightshade, desert-rose, and puncture vine. Spotted wilt is common on tomato, potato, tobacco, lettuce, pea, pepper, celery and other vegetables. Ornamentals include amaryllis, aster, begonia, blackberry-lily, calendula, calla, chrysanthemum, dahlia, delphinium, fuchsia, gaillardia, gloxinia, nasturtium, geranium, primrose, petunia, Rieger begonia, hydrangea, stephanotis, salvia, stock, verbena and zinnia.

In tomato there are bronze, ringlike secondary lesions; plants are stunted with some necrosis; there may be a yellowish mosaic with leaf distortion. Fruits are often marked with concentric rings of pale red, yellow, or white. Potatoes have zonate necrotic spots on upper leaves, streaks on stems, which collapse at the top; plants are stunted, with small yield. Lettuce is yellowed, with retarded growth, brown blemishes on central leaves; affected spots are like parchment but with brown margins. Peas have purplish necrotic spots on stems and leaves following mottling, and circular spots and wavy lines on pods. Spots on outer stalks of celery are first yellow, then necrotic with pockets of dead tissue inside petioles; plants are stunted and worthless.

China asters have dead tan areas in leaves, brown surface blotches on stems. Calla lillies have whitish, then brown spots and streaks. On sweet pea, reddish brown to purple streaks may run full length of the stem. Circular to oval leaf spots with diffuse margins are followed by yellowing and death of leaves and stems. Blossoms sometimes develop a circular pattern in the pigment. Delphiniums may have numerous distinct double rings. The viruses

causing oak leaf and ring spot in dahlia are probably strains of the spotted wilt virus.

Transmission is by onion and flower thrips. Only the larvae can become viruliferous by feeding on infected plants, but then there is an incubation period of 5 to 9 days, during which the insect becomes adult, before the virus can be transmitted to healthy plants.

---

### **Tomato Streak; Double Streak**

Caused by Tobacco Mosaic Tobamovirus plus Potato X Potexvirus. Leaves are mottled green with numerous small, grayish brown papery spots, may wither and dry. Later growth is mottled green and yellow with small chocolate brown spots and dark brown streaks on stems; fruit has brown greasy spots. The disease is more important in greenhouses; workers should refrain from handling tobacco or potatoes while working with tomatoes.

---

### **Tomato Top Necrosis Neopvirus**

Occurs in Indiana, Missouri and Illinois. Virus is very rare on tomato plantations. It is serologically related to many nepoviruses.

---

### **Tomato Western Yellow Blight**

▶ Beet Curly Top Hybrigeminivirus.

---

### **Tomato Yellow Leaf Curl Begomovirus**

On tomato.

---

### **Tomato Yellow Net = Tobacco Yellow Net Luteovirus**

Pronounced yellow necrosis of veins and veinlets. Transmission by the peach aphid.

---

### **Tomato Yellow Top = Strain of Potato Leafroll Luteovirus**

Leaflets small, curled, yellow; or purplish in cool weather.

---

### **Tradescantia – Zebrina Potyvirus**

Transmitted by aphids to *Tradescantia*, *Zebrina*, *Commelina* and *Rhoeo* sp. plants on which it caused mosaics, stuntings and malformation of leaves.

---

### **Tritonia Mosaic**

Mottling at base of young leaves.

---

### **Tulare Apple Mosaic Ilarvirus**

Caused leaf chlorosis on *Corylus* and *Malus* sp., it is transmitted only by mechanical inoculation. Virus is related to Citrus Leaf Rugose Ilarvirus.

---

### **Tulip Breaking Potyvirus**

Due to Lily Latent Mosaic virus often present with Tulip Color-adding virus. Broken tulips appear wherever hybrids are grown. There is little or no obvious effect on foliage and little interference with growth, but there are marked color patterns on the flowers; differences in named broken varieties possibly due to the proportion of color-breaking and color-adding viruses present. Most pure white flowers do not change; some turn pink or red. Pink and bright red flowers have strong color changes; very dark tulips turn even darker. There may be dark stripes due to pigment intensification. Transmission is by aphids, and roguing should take place early, before insects are active. Broken varieties should not be grown near those with solid colors.

---

### **Turnip Mosaic Potyvirus**

Cabbage Black Ring Spot; Watercress Mottle; Nasturtium Mosaic. On turnip, rutabaga, rape, mustard, cabbage, collard, horse-radish, watercress, garden balsam, nasturtium, stock, lady's slipper, impatien, safflower and sweet rocket. Turnip shows a systemic chlorotic mottling with crinkling, leaf distortion, stunting of plants. Cabbage has numerous small, black necrotic rings or spots; cauliflower and broccoli have a diffuse systematic mottling. Horse-radish has blotchy mottling, necrotic rings, flecks, and streaks on petioles and leaf veins. Variegated flowers appear on nasturtium stock,

wallflower and sweet rocket; the last may be severely crippled or killed. Transmission is by peach and cabbage aphids. Protect seedlings by spraying or screening seedbeds.

---

### **Walnut Brooming Disease**

Bunch Disease. Presumably virus.

---

### **Watermelon Curly Mottle Bigeminivirus**

Occurs in Arizona. Infected *Citrullus lanatus* and *Cucumis melo* var. *cantalupensis* plants showed leaf necrosis, vein banding, curling and stunting symptoms.

---

### **Watermelon Mosaic Potyvirus**

In Florida and probably other states. Symptoms include mild interveinal chlorosis, stunt, distortion, mottle, consisting of green bands along veins or raised green blisters. Leaf apices often form long narrow, sometimes twisted projections, “shoestrings.” A yellow strain of the virus causes more yellow spotting with less shoestring effect.

---

### **Watermelon Silver Mottle Tospovirus**

On watermelon.

---

### **Wheat Streak Mosaic Rymovirus**

On wild rice (*Zizania*); foliar streak symptoms with chlorotic areas becoming necrotic with eventual leaf death.

---

### **White Clover Mosaic Potexvirus**

Known also as Clover Mosaic Virus and Pea Wilt Virus, caused systemic mosaics and chlorotic mottlings on clover plants. Virus is transmitted by contact between plants and by seeds.

---

### **White Line Mosaic**

A mosaic disease of sweet and dent corn with short chlorotic lines along leaf veinal tissue.

---

### **Wild Cucumber Mosaic Tymovirus**

Occurs in California and Oregon. Virus caused mild leaf chlorosis on natural hosts: *Marah* sp. and *Echinocistis* sp.

---

### **Wineberry Latent Virus**

Known as Loganberry Calico Virus induced calico disease-like symptoms on blackberry. Virus is transmitted by mechanical inoculation and by grafting but on many *Rubus* sp. remains symptomless.

---

### **Wisteria Mosaic**

Diffuse yellowish blotches with scattered green islands; mature leaflets twisted.

---

### **Wisteria Vein Mosaic Potyvirus**

On wisteria.

---

### **Yellow Mottle Begomovirus**

On okra.

---

### **Zucchini Yellow Mosaic Potyvirus**

On cucurbits, melon, squash, pumpkin and watermelon.

---

### **Zygocactus Montana X Potexvirus**

Serologically related to many potexviruses, caused reddening of pads of infected *Zygocactus truncatus* plants. It was found in the USA but there is not evidence of spread.

---

# WHITE RUSTS

White rusts are all members of a single genus, *Albugo*, in the Oomycetes and are apparently obligate parasites like the true rusts. They form a white blister just underneath the epidermis.

---

## **Albugo (Cystopus)**

Oomycetes, Peronosporales

Sporangia are borne in chains at apex of a short, clavate, usually unbranched sporangio-phore, forming a limited sorus beneath the host epidermis and exposed by its rupture. The mycelium is intercellular except for small, knoblike haustoria. The sporangia dry to a white powder and are disseminated by wind, germinating by swarmspores. Fertilization of a globose oogonium and a clavate antheridium produces a single oospore, also germinating by swarmspores.

**Albugo bliti.** **White Rust** or **White Blister** on beet, amaranth, globe amaranth, seabeach amaranth, and smooth pigweed. Blisterlike white pustules formed in leaves change to reddish brown when mature. Flowers and stems are dwarfed, distorted. The fungus winters in seed coats. Destroy infected plants and debris at end of season. Change location of plantings.

**Albugo candida.** **White Rust** of crucifers on arugula, cabbage, chinese cabbage, radish, horse-radish, turnip, watercress, garden cress, peppergrass, salsify, mustard, arabis, sweet alyssum, boerhavia, draba, hesperis, candytuft, stock, wallflower and western wallflower.

Blisters appear on any part of the plant except root. They vary in size and shape and are often confluent in extended patches. There seem to be two types of infection: general or systemic, resulting in stunting of entire plant and formation of pustules on all parts; or local, with direct invasion of single leaves, stems, or flowers. Upper surface of leaves often has yellow areas with white pustules on the underside. The latter are powdery when mature, and the epidermis is ruptured to free chains of sporangia that are carried by wind to

moist surfaces. They germinate by 6 to 18 zoospores, swarmspores, which settle down, produce germ tubes, and enter plants through stomata.

Stems have localized or extended swellings, sometimes sharp bends, proliferation from lateral buds giving a bushy growth. Various flower parts are deformed with pronounced distortion of flower pedicels. When these thickened parts die, oospores are formed to survive the winter in crop refuse. The disease flourishes in cool, wet weather; the spores germinate better when slightly chilled.

*Control.* Remove infected parts of ornamentals as noticed. Clean up all vegetable refuse at end of season and all cruciferous weeds nearby. Spraying is impractical.

**Albugo ipomoeae-panduratae. White Rust**, general on sweetpotato, also on morning-glory, moonflower, *Jacquemontia* and quamoclit. The disease is usually late on sweetpotato, after vines have made their growth, but it is very conspicuous with irregular yellow areas on upper surfaces and white cheesy pustules on lower surface. Oospores wintering in host tissue are liberated by decay in spring. There are no control measures.

**Albugo occidentalis. White Rust** of spinach. After a report from Virginia in 1910, the disease went unrecorded until 1937, when it appeared in epidemic form in Texas; it has since been serious in Oklahoma and Arkansas and has attacked all commercial varieties tested at the University of Wisconsin. The white blisters are small, usually on underside of leaves, sometimes on upper. Infected leaves become chlorotic, then brown; the entire crop may be lost.

**Albugo platensis. White Rust**, on trailing four o'clock, common four o'clock, and boerhavia.

**Albugo portulacae. White Rust** of portulaca. Swollen and deformed branches bear white pustules. Shoots tend to become more erect and spindling.

**Albugo tragopogonis. White Rust** of salsify, also on African daisy, antenaria, artemisia, centaurea, feverfew, matricaria, senecio and sunflower. Light yellow areas appear on leaves. The epidermis, forced into domelike swellings, bursts to show chalky sori of spores. Foliage may die; plants are dwarfed. There is no control.



---

# WILT DISEASES

To wilt means to lose freshness or to become flaccid. Wilting in plants may be temporary, due to too rapid transpiration; or it may be permanent, due to continued loss of water beyond the recovery point. Disease organisms, by reducing or inhibiting water conduction, may cause permanent wilting.

Because wilt diseases are systemic, and tied up with the entire vascular system of a plant, they are usually more important, and harder to control, than localized spots or cankers. In many cases the fungus enters the plant from the soil through wounds or root hairs and cannot be controlled by protective spraying. Often, although the fungus is present only near the base of a plant, the first symptom is a flagging or wilting or yellowing of a branch near the top. Many species of *Fusarium* are responsible for important wilts and “yellows.” *Verticillium* is a common cause of wilt in maples, other trees, and shrubs, but most important among the wilt pathogens are two species of *Ceratocystis*, one causing oak wilt, the other Dutch elm disease.

---

## **Acremonium (Cephalosporium)**

### ► Leaf Spots.

**Acremonium diospyri** (formerly *Cephalosporium diospyri*). **Persimmon Wilt**, a lethal disease of common persimmon. Wilt appears in scattered localities from North Carolina to Florida and west to Oklahoma and Texas, but most infection is in north central Florida and central Tennessee. Spread is rapid and death quick. First notice of the disease was in Tennessee in 1933. By 1938 only 5% of the persimmons in the infected stand were alive. Top-most branches wilt suddenly, then the rest of the tree, with defoliation and death. The fungus fruits in salmon-colored spore masses in cracks in dead bark of dying trees or under bark of dead rings. Fine, blackish streaks are present in five or six outer rings of trunk, branches, and roots. No control is known.

**Cephalosporium diospyri** (see *Acremonium diospyri*). **Persimmon Wilt**, a lethal disease of common persimmon.

**Cephalosporium** sp. **Sunflower wilt**.

---

## **Ophiostoma (Ceratocystis)**

Ascomycetes, Ophiostomatales

Perithecia enlarged at base, with thin walls, and long slender neck, ascus wall evanescent, ascospores hyaline. Conidial stage may be *Chalara* with endogeneous spores or *Graphium* with external conidia or conidiophores united into a dark stalk (synnema).

**Ceratocystis fagacearum** (*Chalara quercina*, *Endoconidiophora fagacearum*). **Oak Wilt**, our most serious disease of oaks, now known in 20 states from Texas and Oklahoma east to Pennsylvania and South Carolina. It has also been reported in Florida. Although apparently present in the Upper Mississippi Valley for many years, the disease did not cause concern, and the fungus was not described until 1943, since when it has become a major threat to our forest economy and to trees in residential areas. All native oak species are susceptible, also chinquapin, chestnut, lithocarpus (and apples in experimental inoculation); but red oaks succumb most rapidly. Scouting for the disease has been done largely by airplane, the discolored foliage being visible up to a half mile.

First symptoms are a slight crinkling and paling of leaves, followed by progressive wilting, bronzing, and browning of leaf blades from margins toward midribs and defoliation progressively downward and inward throughout the tree. Red oaks almost never recover and may be killed within 4 to 8 weeks after symptoms appear. White and burr oaks may persist for some years, with affected branches dying in a staghead effect.

The first internal symptoms are the formation of gums and tyloses in the xylem. After wilting, mycelial mats are formed between the bark and wood, and the bark cracks from the pressure exerted. Perithecia are formed in these mats, which have a sour odor and attract insects. Nitulid beetles, fruit flies, brentids, springtails, bark beetles, and possibly other insects get conidia and ascospores on or in their bodies as they feed, and can inoculate other trees through wounds. We know that ascospores remain viable several months on insects and can be distributed through fecal pellets, but we do not yet know how great a role they play in the spread of oak wilt. Birds have been suspected as carriers but are not yet indicted. Local spread is largely by root grafts,

one tree infecting others within 50 feet and with grafts possible between red and white oaks, not limited to the same species.

*Control.* In residential areas infected trees should be removed. In forests, felling may wound other trees and spread the disease more than letting the dead tree remain but treated so that it is not infective. Different states handle the problem in different ways. In Pennsylvania, each infected tree is cut, with all other oaks within 50 feet, and ammate crystals are placed on each stump. In North Carolina stumps and felled trees are thoroughly sprayed. In West Virginia the trees are left standing, but a deep girdle into the heartwood dries out the tree so that mycelial mats and spores do not form.

**Ceratocystis (Ceratostomella) ulmi (Graphium ulmi)** (see *Ophiostoma ulmi* and *O. novo-ulmi*). **Dutch Elm Disease**, on American, Siberian, Slippery and European elms in 31 states, Maine to North Carolina and west to Oklahoma, and on cedar.

**Ophiostoma ulmi** and **O. novo-ulmi** (formerly *Ceratocystis (Ceratostomella) ulmi (Graphium ulmi)*). **Dutch Elm Disease**, on American, Siberian, Slippery and European elms in 31 states, Maine to North Carolina and west to Oklahoma, and on cedar. This fatal disease is not really of Dutch origin but is so named because it was first investigated in Holland. It was noticed in Europe about 1918, first in France, then in Belgium and Holland. It spread throughout central and southern Europe, then into England and Wales. In many places it virtually exterminated the elms, including those on the famous avenues at Versailles. It is suspected that the fungus came to Europe from Asia during World War I.

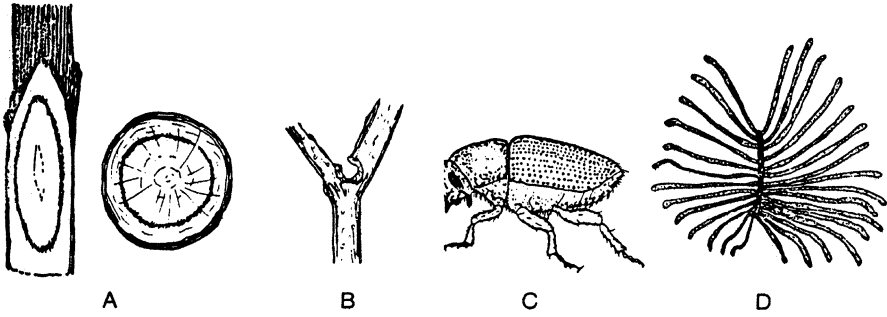
Dutch elm disease was discovered in Ohio in 1930 and in New Jersey in 1933. It has spread north through New England and has become very serious in the Midwest. In 1948, the disease was found in Denver, Colorado, and in 1976 in California. It is now fairly widespread in reports of its occurrence in the United States. The spread of the fungus is linked with the presence of the large and small European bark beetles, *Scolytus scolytus* and *S. multistriatus*. Only the latter is established in this country, having arrived in Boston about 1919. Patient detective work established the fact that the fungus came here in elm burl logs imported for furniture veneer. After one such infected elm burl was found in Baltimore in 1934, months of scouting went on in the vicinity of ports of entry, railroad distributing yards, and veneer plants. Such backtracking showed the infected material had come in at four ports of entry and had been carried by 16 railroads over 13,000 miles in 21 states. From this source the disease got its start in at least 13 areas in 7 states.

Elm nursery stock is, of course, quarantined, and elm burls are embargoed; but who would have believed that dishes could have anything to do with killing our elms? Dishes have to be crated, however, and several times since 1933 English dishes crated with elm wood carrying bark beetles and *Ceratocystis* have been intercepted. All American and European elms are susceptible. Asiatic elms, *Ulmus parvifolia* and *U. pumila*, are resistant. A seedling elm, named Christine Buisman for its Netherlands' discoverer, is highly resistant, though not immune, and is now available. Other promising seedlings have been tested by the U.S. Department of Agriculture.

*Symptoms* are apparent from the latter part of May until late fall. The acute form of the disease is characterized by sudden and severe wilting. First the young leaves, then all leaves wilt and wither, sometimes so rapidly that they dry, curl, and fall while still green, before they can turn the usual brown of dead leaves. Sometimes terminal twigs are curled into a shepherd's crook. Chronic disease symptoms are gradual, often taking all summer for complete defoliation. In many cases individual branches or "flags" appear, the yellowed leaves conspicuous against the rest of the tree; but sometimes all leaves gradually turn yellow. In another type of chronic disease, trees leaf out late in spring, with sparse chlorotic foliage and a staghead appearance.

When an affected twig is cut across, the vessels or water-conducting tubes show dark brown or black, being clogged with bladderlike tyloses and brown gummy substances (see Fig. 3.62). The production of these substances is thought to be stimulated by a toxin secreted by the fungus and carried in the sapstream. Symptoms are not dependent on the physical presence of fungal hyphae in all parts of the tree. The fungus lives in the sapwood, fruiting in cracks between wood and loosened bark and in bark beetle galleries under the bark. This fruiting is of the anamorph state, spores being produced in structures called coremia. These are black stalks about 1 mm high with enlarged heads bearing vast numbers of minute, pear-shaped spores embedded in a translucent drop of sticky liquid. Spores in the vessels increase in a yeastlike manner. The perithecial stage, not found in nature, has been produced in culture by crossing plus and minus strains of the fungus.

Although the smaller European elm bark beetle is chiefly responsible for spread of the pathogen, at times the native elm bark beetle, *Hylurgopinus rufipes*, is the agent. When the adult beetles emerge from under the bark of dead or dying trees, they bring along sticky spores on their bodies and deposit them as they feed in the crotches of young twigs or leaf axils of near-



**Figure 3.62** Dutch Elm Disease. **A** branch cut to show discoloration of wood; **B** wound in twig crotch due to beetle feeding; **C** bark-beetle carrier of the fungus; **D** egg and larval galleries of the beetle engraved on sapwood

by healthy trees. Although the beetles feed on healthy wood, usually within 200 feet of their original tree, they breed only on weakened or dying wood and may fly some distance for it. The European female tunnels out a brood gallery 1 or 2 inches long in the wood, and when the larvae hatch, they tunnel at right angles across the wood (Fig. 3.62). There is a second brood in August and September, but the overwintering one, emerging in May, is most to be feared. Because the disease often follows traffic routes, automobiles probably account for a good deal of long-distance spread. So far as we know, the only other natural means of infection is by root grafts, made when trees are planted so close together that their roots touch. This is another argument for diversified planting, rather than streets closely lined with but one type of tree.

*Control.* In the first few frantic years an enormous amount of money (more than \$26 million) was spent on trying to eradicate the disease by removing and burning diseased trees; and while this was undoubtedly helpful, it did not stop the spread of wilt. The Federal government has now left the control of Dutch elm disease up to the communities and is restricting its efforts to research. Many towns have taken a laissez-faire attitude, thinking that our elms are doomed anyway, so why waste money? Other, more enlightened communities have proved that a sustained control program keeps the disease down to a negligible 1 or 2%, or less, and that the cost is far, far less than that of continuous removal of dead trees.

The Midwestern Chapter of the National Shade Tree Conference, in its *Guide for Community-Wide Control of Dutch Elm Disease*, suggests:

1. Survey of the total elm tree population to be protected.

2. Symptom scouting for detection of diseased trees and sanitation scouting for badly weakened elms and wood piles containing elm wood.
3. Destruction of known sources of elm wood actually or potentially hazardous for spread of disease. Elm wood piles should be destroyed completely, or each log stripped of bark and the bark destroyed. Diseased trees should be burned, on site if possible, or thoroughly sprayed. Wood chips from diseased elms may still carry the fungus; material should be burned, not used for mulches.
4. Spraying of healthy trees to prevent infection.
5. Maintenance of elms in healthy condition to prevent invasions of bark beetles. This includes proper watering and fertilizing, spraying to control summer foliage pests if necessary.

A single annual DORMANT SPRAY is now considered sufficient to protect healthy elms from bark beetles if enough material is used and complete coverage is obtained. This spray was originally a very heavy dosage of DDT, which caused some bird mortality and other environmental problems. Some communities, of which Greenwich, Connecticut is a good example, figure that they cannot afford not to spray, for it costs less to spray for control than to remove a dead tree. Where dormant spraying and sanitation have been combined consistently, the annual loss from Dutch elm disease has been kept to 1% or less.

Chemotherapy, injection of chemicals that will inactivate the fungus, has been a promising line of research for many years. A parasitic European wasp is now being bred at several laboratories for release against the bark beetles. To have elms in our future we must keep on planting them. Some forms, such as the Christine Buisman and Groeneveld elms, are quite resistant although not immune. Chinese and Siberian elms are resistant.

---

## **Dothiorella**

### ► Cankers.

**Dothiorella ulmi.** **Dothiorella** or **Cephalosporium Wilt** of elms. **Die-back**, rather common on American elms, occasional on slippery and Siberian elms in central and eastern states. The names are confusing. In culture the fungus develops spores as in *Cephalosporium*, but in nature *Dothiorella*-type pycnidia are developed on bark of killed twigs. The fungus has also

been classified as *Deuterophoma*. Spores are extruded in a sticky mass and are disseminated by wind, rain, possibly insects. Infection is through insect or other wounds on foliage. The mycelium proceeds from leaf petioles into wood, where it is confined to the vessels. The foliage wilts and yellows; there are gradual dying back of the crown and a brownish discoloration in outer rings of the wood. Without laboratory diagnosis the disease cannot be positively separated from Dutch elm disease, but the elliptical cankers on the stems, with small black specks of pycnidia, provide one diagnostic symptom. Older trees die 3 to several years after first symptoms; nursery trees, in 1 or 2 years. Some trees recover, and some remain infected for many years without showing much effect.

*Control.* Prune out infected branches a foot or more below the lowest point of discoloration. Promote vigor by feeding, watering, aerating soil. The inclusion of a fungicide in sprays for elm-leaf beetles or cankerworms might be helpful.

---

## Fusarium

### ► Rots.

**Fusarium annuum** (*F. solani*). **Fusarium Wilt** of chili pepper. Underground stems are dry, brown, but the roots soft and water-soaked; plants wilt and die rapidly. Spores are spread in irrigation water and with wind-blown particles of soil. Avoid heavy, poorly drained soils.

**Fusarium foetens.** **Wilt** on begonia.

**Fusarium oxysporum.** **Wilt** on pyracantha and basil. **Blight and Wilt** on purple coneflower (*Echinacea*).

**Fusarium oxysporum** f. sp. **apii.** **Celery Wilt, Yellows**, general in northern celery districts. There are three strains of the fungus, all causing stunting, vascular discoloration, crown and root rot, but one form causes the entire plant to turn yellow at high temperatures, producing brittle stalks with a bitter taste. Another strain causes downward curling of young heart leaves, and the third produces no above-ground symptoms except stunting. The fungus persists indefinitely in soil. Golden, self-blanching varieties are more susceptible. Grow green petiole celery or somewhat resistant Michigan Golden, Cornell 19, Tall Golden Plume, Golden Pascal or Emerson Pascal.

**Fusarium oxysporum** f. sp. **asparagi**. **Fusarium Wilt** of asparagus, a major factor in asparagus decline in California, found in most plantings. The fungus lives in soil and may be distributed on seed.

**Fusarium oxysporum** f. sp. **barbati**. **Fusarium Wilt** of sweet william. New growth is yellowed; plants are stunted; leaves point downward and are tinged with tan as they die. Roots and lower stem are discolored brown. Plant in new or sterilized soil.

**Fusarium oxysporum** f. sp. **batatas**. ▶ **Rots**.

**Fusarium oxysporum** f. sp. **betae**. **Fusarium Yellows** on sugar beet.

**Fusarium oxysporum** f. sp. **callistephi**. **Aster Wilt**, one of the most serious diseases of China aster, unless resistant seed is used. Plants wilt, wither, and die at any age from seedlings to full bloom. Older plants are often stunted, with a one-sided development and a brown discoloration of the vascular system. Sometimes all lower leaves are wilted, with blackening at base of stem, often with a pink spore mass at ground level. Plants in full bloom may suddenly droop their heads. Such symptoms are in contrast to the mycoplasma-like disease, aster yellows, where the plant remains upright, although stunted and yellow. The fungus is seed-borne and persists in the soil many years.

*Control.* Sterilize soil for seedbeds. Some seedsmen provide seed of wilt-resistant varieties, but maintaining resistance means continuous selection from asters grown on heavily infested soil under conditions highly favorable for infection, and this is an expensive process.

**Fusarium oxysporum** f. sp. **cattleyae**. **Wilt** of cattleya orchids. The fungus was isolated from a private collection in Ohio. Leaves wilted, roots abscised and decayed; flowers fewer, smaller, short-lived.

**Fusarium oxysporum** f. sp. **chrysanthemi**. **Fusarium Wilt** on chrysanthemums.

**Fusarium oxysporum** f. sp. **conglutinans**. **Cabbage Yellows, Fusarium Wilt**, general on cabbage and other crucifers, probably the most destructive disease of such hosts in the Midwest, perhaps other sections. It is serious on cabbage, kohlrabi, and collards. Brussels sprouts, cauliflower and broccoli are moderately susceptible in hot dry seasons. The fungus, which can live many years in the soil, enters through the roots, usually right after transplanting or at the first hot weather, with potassium deficiency as well as heat thought to favor infection. The fungus progresses upward in the xylem, not invading other elements until the plant dies.

The most striking symptom is the dull yellow to greenish color of the foliage, together with a warping or curling of basal leaves. Leaves are killed and



shed from the base up; the woody tissue in the stem is brown, with a water-soaked appearance. The fungus is spread by soil clinging to farm implements, drainage, water, wind, animals and infected seedlings. Once the disease is established, general sanitation and crop rotation are of little help against a fungus that can survive so long without a susceptible host.

*Control.* Once soil is infested resistant varieties offer the only hope. Many have been developed, including Jersey Queen, Marion Market, Wisconsin Golden Acre, Resistant Detroit, resistant strains of Early Jersey Wakefield, Charleston Wakefield, Globe, Wisconsin All Season and Wisconsin Hollander.

***Fusarium oxysporum* f. sp. *cucumerinum*.** **Cucumber Wilt.** A newly recognized form of *Fusarium* highly pathogenic to cucumber and muskmelon in Florida, only slightly pathogenic to watermelon.

***Fusarium oxysporum* f. sp. *cyclaminis*.** **Fusarium Wilt** on cyclamen.

***Fusarium oxysporum* f. sp. *cubense*.** **Wilt** of banana.

***Fusarium oxysporum* f. sp. *dianthi*.** **Carnation Fusarium Wilt, Yellows, Branch Rot,** general. The first symptom is a slow withering of shoots, often accompanied by change of color from normal deep green to lighter green to pale straw yellow. Plants appear wilted, especially during the warmer part of the day. Only one side of the plant may be affected, resulting in distortion and tendency to curl. If the stem is split, a brownish streak is seen in the vascular system. There may be a dry, shreddy rot of affected wood and cortex. Plants may be infected at any age, but succumb faster if attacked when young. This species of *Fusarium* does not rot roots; see *F. roseum* under Rots for the form causing stem and root rot on carnation.

*Control.* Sterilize greenhouse soil and benches; take cuttings from healthy mother block; avoid overwatering. Drenching newly flatted or benched plants has reduced the number of wilted plants but does not replace steaming or otherwise sterilizing soil.

***Fusarium oxysporum* f. sp. *erythroxyli*.** **Wilt** of *Erythroxyllum*.

***Fusarium oxysporum* f. sp. *gladioli*.** ▶ **Rots.**

***Fusarium oxysporum* f. sp. *hebae*.** **Fusarium Wilt** of *Hebe buxifolia*, and veronica. Reported as killing nursery plants in California.

***Fusarium oxysporum* f. sp. *lactucum*.** **Wilt** of lettuce.

***Fusarium oxysporum* f. sp. *lycopersici*.** **Fusarium Wilt** of tomato, general, in many sections the most damaging tomato disease in field and greenhouse. Chief losses are in states where air temperatures are rather high during most of the season, susceptible varieties dying or producing little fruit. Losses go

up to 30,000 tons of canning tomatoes, or 10 to 35% of the crop in many states.

In seedlings there is downward curvature of the oldest leaves followed by wilting and death. In older plants the disease is most evident as fruit begins to mature, lower leaves turning yellow, first on one side of the stem or leaflets on one side of the petiole. One shoot may be killed before the rest of the plant shows symptoms.

The fungus enters through roots and grows into the stem, where it produces the toxic substances causing wilting and eventual death. The vascular system in the stem shows a dark brown discoloration. In severe infections the fungus grows into fruit and seeds, but such fruits usually drop, and seed is not used. Almost all original infection comes from the soil, the *Fusarium* operating best in light sandy soils and at temperatures between 80° and 90° F, but the disease is spread widely in transplants. It is encouraged by low potassium and high nitrogen nutrients.

*Control.* Start seedlings in clean soil; do not grow in the same land more than once in 4 years. The use of resistant varieties is the chief means of control. Marglobe, Pritchard and Rutgers are moderately resistant, but infestation by nematodes may predispose even these to wilt. Pan America, Southland, Homestead and Jefferson are more highly resistant. Treating soil with nematicides may reduce incidence of wilt even though the wilt pathogen is not killed.

***Fusarium oxysporum* f. sp. *melonis*. Muskmelon Fusarium Wilt**, similar to that of watermelon, important in Minnesota, New York, New Jersey and Maryland. Seeds rot in soil; seedlings damp-off; vines wilt. Fungus persists in soil and is carried internally in seed. Varieties Golden Gopher and Iroquois are quite resistant.

***Fusarium oxysporum* f. sp. *niveum*. Watermelon Wilt**, general on watermelon, also on citron. The fungus is transported in and on seed and persists in soil 15 to 18 years. It rots seeds or seedlings, causes wilting of plant, sometimes with cottony mycelium on surface of dying vines. Resistant varieties include Improved Kleckley Sweet and Klondike.

***Fusarium oxysporum* f. sp. *perniciosum*. Mimosa Wilt** on mimosa from New Jersey and Maryland to Florida. This extremely pernicious wilt started about 1930 at Tryon, North Carolina, and mimosas have wilted and died at a rapid rate ever since. The wilt appeared in one city block at Morgantown, North Carolina in 1943, and by 1947 trees were dead and dying on 232 blocks.

The first external symptom is a wilting and yellowing of leaves on some of the branches, causing foliage to hang down, then die and drop. Death of the tree follows from a month to a year after first infection. The trunk has a brown ring of discolored sapwood, usually in the current annual ring, and the color may extend out into the branches. The xylem is plugged with brown gummy substances. Small branches may have a one-sided wilting with the bark flattened over collapsing tissue. The disease has been spreading in Maryland since 1947, in Florida since 1952.

As with other *Fusaria*, this is a soil fungus entering through the roots, and eradication of diseased trees has no effect on spread of the wilt. Nematodes, by their wounds, may increase the incidence of wilt. Out of a great many seedlings grown from seed collected from Maryland to Louisiana, inoculated several times with the fungus and planted in infested soil, some have remained mostly disease-free. These have been propagated by the U.S. Department of Agriculture. Released for commercial sale are Charlotte and Tryon.

**Fusarium oxysporum** f. sp. **psi**. **Pea Wilt**, caused by race 1 of this pathogen and **Near Wilt**, caused by race 2. Race 1, confined to pea, produces stunted plants, pale yellow green, with leaves curled downward, stem thickened and brittle near the ground. Plants wilt and die prematurely. The disease may cause more or less circular bare spots in the field, enlarging each year if peas are planted continuously, encouraged by high soil temperature. Some commercial pea varieties are resistant to race 1 but not to race 2. Delwiche Commando was the first variety introduced resistant to both races.

**Fusarium oxysporum** f. sp. **raphani**. **Radish Wilt**. Young plants turn yellow and die; others are stunted, with discoloration of roots.

**Fusarium oxysporum** f. sp. **spinaciae**. **Fusarium Wilt** of spinach. Plants are pale; leaves roll inward, gradually die. The wilt is serious in Texas and Virginia. One form of the mosaic-resistant Savoy spinach is also resistant to wilt.

**Fusarium oxysporum** f. sp. **tracheiphilum**. **Wilt** of cowpea.

**Fusarium solani** f. sp. **psi**. **Wilt** of chick-pea.

---

## Hendersonula

Deuteromycetes, Coelomycetes

Pycnidia dark, separate; spores dark with several cells.

**Hendersonula toruloidea.** **Branch Wilt** of walnut. **Canker**, destructive to Persian walnuts but associated with sunburn of affected branches. The fungus is a wound parasite.

---

## Phialophora

► Rots.

**Phialophora gregata.** **Wilt** of chick-pea.

---

## Phomopsis

► Blights.

**Phomopsis** sp. **Wilt** on ice plant.

---

## Phytophthora

► Blights.

**Phytophthora cactorum.** **Wilt** of blue laceflower and baby's breath.

**Phytophthora cinnamomi.** **Rhododendron Wilt.** A wilt of young stock, grafted plants 2 to 3 years old, seldom on older shrubs, most severe on *Rhododendron ponticum*. The foliage is first dull yellow, then permanently wilted, roots are decayed; stems are brown at soil level and below. Remove infected stock from frames immediately; avoid excessive irrigation; keep soil acidity at pH 4.0 to 4.5; provide shade and mulch for young plants. This pathogen also causes wilt of Japanese umbrella tree.

See under Rots for this fungus at work on many other plants.

---

## Pythium

► Rots.

**Pythium myriotylum.** **Wilt** on peanut.

**Pythium tracheiphilum.** **Wilt** on lettuce and also leaf blight.

**Pythium aphanidermatum.** **Wilt** of *Nicotiana*.

---

## Rhizoctonia

► Blights.

**Rhizoctonia solani.** Wilt of watermelon.

---

## Sclerotinia

► Blights.

**Sclerotinia minor.** Wilt of lupine and wild garlic.

---

## Verticillium

Deuteromycetes, Coelomycetes

Conidia one-celled, hyaline, globose to ellipsoid, formed at tips of whorled branches and separating readily from tips.

**Verticillium albo-atrum.** **Verticillium Wilt, Maple Wilt** of many ornamental trees, shrubs, fruits, flowers and vegetables. The fungus was first isolated from potatoes in Germany in 1870 but apparently was present in California as early as 1850. It attacks nearly 300 cultivated plants of widely diverse types and may persist as a saprophyte in the soil 15 years or more.

Of the ornamental tree hosts silver maples are most susceptible, then sugar and red maples, elms, with occasional reports on ailanthus, alfalfa, aspen, ash, boxelder, beech, black locust, camphor-tree, carob, catalpa, Chinaberry, cucumber, deerbrush, dogwood, goldenrain, horse-chestnut, India hawthorn, redbud, linden, magnolia, oak, osage-orange, olive, pistachio, persimmon, periwinkle, Russian olive, saffrafrs, strawberry, smoke-tree, tulip-tree, walnut, mango, sunflower and hickory. Maples may wilt suddenly in midsummer, often a large branch or one side of the tree drying and dying while the other side stays fresh. The sapwood of the infected side has greenish streaks, and sometimes slime flux develops on the bark. The disease can be chronic, progressing slowly for several seasons, or acute, affecting the entire tree in a few weeks. In elms the leaves may be smaller than normal, with a drooping flaccidity in hot hours of the day. Later there is a slight yellowing, deepening until the foliage is a striking lemon yellow. Defoliation starts at time of first yellowing, and quite often branchlets drop as well as leaves. Sapwood

discoloration is brown, and the disease cannot be told positively from Dutch elm disease without laboratory cultures. Tyloses and gums are formed in the wood as with other toxin-producing fungi. The fungus always progresses upward through the xylem vessels so there is little danger of downward infection of the main trunk from pruning operations. Progress is slowed by adequate moisture and by high nitrogen fertilizers, ammonium sulfate being particularly helpful.

Verticillium wilt is also a problem on rose understock. Ragged Robin, Odorata, and Multiflora are very susceptible, Dr. Huey less susceptible, and Manetti resistant.

In fruit trees the wilt is often known as black heart or verticilliosis. It is common in apricots, less so in almonds and peaches; branches may drop their leaves and die. Also susceptible are sweet and sour cherry, avocado, plum and prune.

On bush fruits – raspberry, blackberry, dewberry and youngberry – the disease is commonly known as blue stem. The symptoms appear late in the season, leaves turning pale, cane tips bending downward, canes taking on a bluish color, lower leaves wilting and drying. Death is often delayed until the season after first infection. Black raspberries are more susceptible than red. The disease is sometime serious on strawberries, especially in California, but cannot always be separated from root rots. Plants may collapse in large areas at the beginning of hot weather.

Verticillium wilt is very destructive to mint in Michigan and Indiana, also reported, though not so serious in Oregon and Washington. Infected plants




**Figure 3.63** Verticillium Wilt on Tomato

are stunted, defoliated, and killed; yield of oil is greatly reduced. The fungus attacks all species of mint, but peppermint is most susceptible. There are some resistant hybrids. Deep plowing, inverting the soil, has reduced the amount of wilt.

*Verticillium* is especially damaging to tomatoes in Utah and California. First symptoms are yellowing of older leaves and wilting of tips during the day;



**Figure 3.64** Verticillium Wilt on Potato



**Figure 3.65** Verticillium Wilt on Snapdragon



later, margins of all leaves curl upward, then leaves drop (see Fig. 3.63). Plants are stunted; fruit is small. Moderately resistant varieties Riverside and Essar have been developed for California. Symptoms on potatoes are rather indefinite, but often there is yellowing of lower leaves, shortening of internodes, and rosetting of the top (see Fig. 3.64). Resistant varieties may be symptomless hosts. *Verticillium* wilt is common on eggplant and okra, rather rare on pepper. It occurs on Chinese yard-long bean, rhubarb and New Zealand spinach.

On herbaceous perennials in eastern gardens I find *Verticillium* wilt common on aconite and chrysanthemum, with leaves turning dark brown and hanging down along the stem. When the stem is cut across near the base, a circle of black dots indicates the fungus in the vessels. Such plants seldom die immediately but flower poorly and gradually peter out. Wilt was serious on greenhouse chrysanthemums until a wholesale commercial concern started to provide healthy propagating stock from cultured cuttings. Other ornamental hosts include abutilon, aralia, barberry, begonia, China aster, carnation, dahlia, fremontia, geranium, marguerite, peony, poppy, snapdragon (see Fig. 3.65), stock and viburnum.

*Control.* Sometimes it is possible to prune out an infected maple and still save the tree, but often the dying tree must be taken out. Neither maple nor elm should be replanted in the same spot. Do not transfer plants from areas where wilt has appeared. Do not set raspberries following potatoes or tomatoes; do not use tomatoes after eggplant or potatoes without a long rotation. Proper fertilization and adequate watering may help trees to recover from wilt.

***Verticillium dahliae*** is considered by some a synonym of *V. albo-atrum* and by others as a distinct species; reported as causing wilt of dahlias, mint, marigold, ice plant, barley, wheat, oat, potato, *Leucospermum*, impatiens, giant hyssop, globe artichoke, ash, cabbage, *Cineraria* and *Echinacea*, and other plants. This form has microsclerotia and grows on agar at slightly higher temperatures.

***Verticillium fungicola*.** **Dry Bubble** of oyster mushroom. Infection of sporophores at pin or button stage cause development of typical dry bubbles; mature sporophores show cracking and curling of tissues, and depressed, brown, necrotic areas.

---

# WITCHWEED

A parasitic weed, *Striga asiatica*, new to the western hemisphere, was reported from North Carolina in 1956 and later from South Carolina, although apparently it was first seen in the latter state in 1951 following construction of a power line across a farm. The plant is an obligate root parasite of corn and crabgrass, perhaps other plants. It is 2 to 15 inches high, foliage varying from dark to light green, with linear leaves curving downward, tubular flowers with two-lipped corolla, cardinal red on the upper surface with a yellow eye, straw yellow on the lower surface. The numerous brown seeds are very minute.

Witchweed is reported from other countries on 63 plant species, 56 of them members of the Gramineae (grains and grasses). Tests in the United States with 77 non-gramineous hosts found none parasitized by witchweed, but 45 species of our grasses and grains are susceptible to this new pest. To help in eradication, report suspicious weeds immediately to your county agent or extension pathologist.

---

# Chapter 4

## Host Plants and Their Diseases

The information telescoped into this section is taken in large part from the records of the Plant Disease Survey as given in the *Plant Disease Reporter*, *Plant Diseases* and from the *Index of Plant Diseases in the United States*, Agriculture Handbook 165, U.S. Department of Agriculture. I have added to these recent records as I have run across them in the literature and a few personal observations. Inevitably I have missed some, and there will be many more appearing while this text is in press; so the lists cannot be regarded as complete. There are a great many more records than in the previous editions, but with surveys bringing new reports every day, any such list is out of date by the time it is typed; and by the time it is printed and available, many months later, it is sure to be far from complete. This check list is offered as a helpful guide, a foundation on which to build. It is by no means the last word.

The hosts selected for inclusion in the *Handbook* are those trees, shrubs, vines, flowers, and vegetables likely to be grown in home gardens. Native plants sometimes grown in wild gardens are here, and some forest trees if they are sometimes used as ornamentals. Some plants more often grown for profit are included if they have anyplace around the home. Cereals, cotton, and other strictly field crops are omitted. Hosts are listed alphabetically by common names except where the scientific names mean less confusion. Often there are several common names, and the Latin name is more likely to be generally recognized.

The diseases are those reported from Maine to Florida, from New York to California, and some from Alaska, Canada and Mexico. Tropical diseases are included only as they affect plants in southern Florida. Diseases peculiar

to Puerto Rico, the Canal Zone, and Hawaii are mostly omitted for lack of any personal experience with them, as well as lack of space.

The geographical distribution of diseases can be taken only as a general guide. It is likely that a disease present in New York is also present in neighboring states but has not been officially reported, or that I have missed seeing the report, or that a long list of states would take too much room. Diseases listed as “general” are prevalent throughout the host range; “widespread” means found over a wide area but not prevalent; “occasional” means of infrequent occurrence.

Fungi possibly parasitic that have been recorded as present on leaves or woody plant parts but not as causing a specific disease have been omitted.

Brief comments, following some of the listings, sort out a few of the more important problems, but specific descriptions and control measures are to be found in ► [Chap. 3](#). In that chapter the diseases are grouped according to the names by which they are commonly known, as Rot, Wilt, Blight, Blackspot, and so on, and then by the name of the pathogen, the agent causing the disease. In this Host section, ► [Chap. 4](#), the key word, for example rot or blight, is given in “cap and small caps” (an initial capital followed by small capitals), followed by the name of the pathogen in boldface. In the disease section (► [Chap. 3](#)) the pathogens are likewise listed in boldface, but in alphabetical order under each heading such as rot or blight, and then the common name of the disease is given in cap and small caps.

For instance, your acacia seems to be dying, and you think it may have a root rot; perhaps you can see objects like toadstools at the base. You look up ACACIA and check the possibilities until you come to the line: ROT, Mushroom Root. **Armillaria mellea**, occasional; **Clitocybe tabescens**, FL.

“Occasional” means that this rot might be found wherever acacias grow. You live in California so you turn to the section head ► [ROTS](#) in ► [Chap. 3](#) and thumb down through the A’s until you come to ARMILLARIA. Under the name is the classification of the genus, but you can leave that to the pathologist and go to:

“**Armillaria mellea**; MUSHROOM ROOT ROT of trees and shrubs, also known as Armillaria root rot or toadstool disease.” You learn that this disease is especially common in California, and that the honey-colored mushrooms or toadstools are not always present for diagnosis but that black shoestrings are also telltale characters. You conclude that this is your fungus, and you read on to see what can be done to the soil to prevent a recurrence of the problem. But before you do anything too drastic, you should discuss the

whole situation with someone at the University of California, for you could be mistaken.

It cannot be expected that a gardener can make accurate diagnosis of disease from reading this *Handbook* any more than reading a medical book can turn a layperson into a doctor. It takes years of experience to recognize diseases on sight, from macroscopic symptoms, and it takes some technical training to recognize diseases by studying the fungus under the microscope and perhaps growing it in culture. For airtight identification of a bacterium or fungus with a new disease the organism must be repeatedly isolated in culture; the disease must be produced in healthy plants by inoculating them with a pure culture of the organism; and then the fungus, or bacterium, must be reisolated from the artificially infected plant.

In some cases the small number of known diseases for a plant together with their distinctive type and geographical distribution makes layperson identification relatively reliable. In other cases, specific identification, other than to know that it is a leaf spot, is unnecessary. And in still other cases, specimens should be sent to your state experiment station for diagnosis. It is my hope that the overburdened extension pathologist, receiving some unusual specimen, will find this list of host plants and their diseases of value in speeding up identifications.

---

# HOST PLANTS

## Headings Under Which Diseases Are Described

**ANTHRACNOSE** – dead spots with definite margins, often with pinkish slimy spore masses, on leaves, stems, or fruit.

**BACTERIAL DISEASES** – all types of diseases, galls, blights, rots, leaf spots, caused by bacteria.

**BLACK KNOT** – black, knotty enlargement of woody tissue.

**BLACKLEG** – darkening at the base of a plant.

**BLACK MILDEW** – superficial dark growth caused by parasitic fungi.

**BLACKSPOT** – a dark leaf spot on rose.

**BLIGHTS** – general killing of leaves, flowers, stems.

**BLOTCH DISEASES** – irregular necrotic areas on leaves or fruit.

**BROOMRAPES** – leafless herbs parasitic on roots.

**CANKERS AND DIEBACK** – localized lesions on stems or trunks, sometimes accompanied by dying back from the top.

**CLUB ROOT** – distorted swollen roots.

**DAMPING-OFF** – sudden wilting of seedlings or rotting of seeds in soil.

**DODDER** – parasitic seed plant with orange tendrils.

**DOWNY MILDEWS** – with internal mycelium but fruiting structures protruding to form white, gray, or violet patches.

**FAIRY RINGS** – mushrooms growing in circles.

**FRUIT SPOTS** – blemishes on fruit.

**GALLS** – noticeable enlargements of leaves, stems, or roots.

**LEAF BLISTER, LEAF CURL DISEASES** – leaf deformities.

**LEAF SCORCH** – discoloration as if by intense heat.

**LEAF SPOTS** – delimited dead areas in leaves.

**LICHENS** – occasional on trees, or shrubs.

**MISTLETOE** – semiparasitic seed plant, forming leafy tufts in trees.

**MOLDS** – conspicuous fungus growth on leaves, seeds, or grafts.

**NEEDLE CASTS** – conspicuous shedding of evergreen foliage.

**NEMATODES** – causing decline diseases.

NONPARASITIC DISEASES – due to environmental conditions rather than specific organisms.

POWDERY MILDEWS – superficial white felty or powdery growth on leaves and flowers.

ROTS – soft or hard decay or disintegration of plant tissues.

RUSTS – with reddish or rust-colored spore masses.

SCAB – raised or crustlike lesions on leaves or fruit.

SCURF – flaky or scaly lesions.

SLIME MOLDS – found in lawns.

SMUTS – with sooty black spore masses.

SNOWMOLD – light patches in turf, especially early spring.

SOOTY MOLD – superficial black mycelium growing in insect exudate.

SPOT ANTHRACNOSE – light spots with raised darker borders or scabby lesion caused by *Elsinoë* species.

VIRUS DISEASES – mosaics, ring spots, yellows, wilt caused by viruses.

WHITE RUSTS – white blisters in leaves.

WILTS – systemic diseases, with wilting, death of leaves, and branches.

WITCHWEED – weed parasitic on roots.

The numbers given with the rusts refer to spore stages. See under RUSTS.

---

## ABELIA

LEAF SPOT. *Cercospora abeliae*, IL.

NEMATODE, Root Knot. *Meloidogyne arenaria*; *M. hapla*; *M. incognita*.

NONPARASITIC. **Chlorosis**, due to soil alkalinity, TX.

POWDERY MILDEW. *Oidium* sp., TX.

ROT, Root. *Phymatotrichum omnivorum*, TX; *Rhizoctonia solani*, TX; *Pythium* sp.

VIRUS. **Abelia Latent**, MD.

---

## ABUTILON (Flowering Maple, Indian Mallow, Velvet Leaf)

BLIGHT, Foliage. *Colletotrichum coccodes*, VT.

BLIGHT, Phytophthora. *Phytophthora capsici*, IL.

LEAF SPOT. *Alternaria* sp., IL, IN, NJ, NY, TX; *Cercospora avicennae*, KS, MO, VA; *Cladosporium herbarum*, KS, NY; *Colletotrichum malvarum*, IA; *Phyllosticta althaeina*, TX.

NEMATODE, Root Knot. **Meloidogyne** sp., AL, FL; **M. incognita**, IN; **M. hapla**.

ROT, Root. **Phymatotrichum omnivorum**, TX; **Armillaria mellea**, CA.

ROT, Stem. **Macrophomina phaseoli**, IL.

RUST. **Puccinia heterospora** (III), FL to AZ.

VIRUS. **Abutilon Infectious Variegation**; **Abutilon Yellows**, CA; **Bean Golden Mosaic**, HI; **Mosaic**, universal.

WILT. **Verticillium albo-atrum**, NJ; **V. dahliae**, WI.

The leaf spots and rot occur on Indian mallow and velvet leaf. Variegation in flowering maple is a true mosaic disease, although fostered as a desirable ornamental quality.

---

## ACACIA

CANKER, Twig and Branch. **Nectria ditissima**, CA, SC.

LEAF SPOT. **Physalospora fusca**, FL; **Cercospora** sp., GA; **Phyllachora texana**, TX.

LEAF SPOT, Algal. **Cephaleuros virescens**, FL.

MISTLETOE. **Phoradendron californicum**, CA, TX; **P. serotinum (flavescens)**, TX.

NEMATODE, Root Knot. **Meloidogyne** sp.

NONPARASITIC. **Chlorosis**, due to excess lime, CA; **Gummosis**, due to deficient or irregular moisture, CA.

POWDERY MILDEW. **Erysiphe polygoni**, CA.

ROT, Heartwood. **Ganoderma applanatum**, CA.

ROT, Mushroom Root. **Armillaria mellea**, occasional; **Clitocybe tabescens**, FL.

ROT, Root. **Phymatotrichum omnivorum**, TX.

ROT, Sapwood. **Schizophyllum commune**, CA.

RUST. **Ravenelia australis**, TX; **R. gooddingii**, AZ; **R. hieronymi**, witches' broom, TX; **R. igualica**, TX; **R. roemerianae**, TX; **R. siliquae**, NM, TX; **R. subtortuosae**, witches' broom, TX; **R. thornberiana**, witches' broom, AZ, TX; **R. versatilis**, AZ, CA, NM, TX.

---

## ACACIA (Koa Tree)

LEAF SPOT, Brown; Dark Blight. **Calonectria colhounii**, HI.



---

## ACALYPHA (Copper-Leaf)

DOWNY MILDEW. *Plasmopara acalyphae*, WI.

GALL, Leaf. *Synchytrium aureum*, WI.

LEAF SPOT. *Cercospora acalyphae*, NY to AL, OK, TX, WI; *Phyllosticta* sp., NJ; *Ramularia acalyphae*, TX.

NEMATODE, Lesion. *Pratylenchus* sp., FL.

NEMATODE, Root Knot. *Meloidogyne* sp., GA, MD; *M. incognita*, IN.

POWDERY MILDEW. *Golovinomyces cichoracearum*, WI.

ROT, Mushroom Root. *Clitocybe tabescens*, FL.

ROT, Root. *Phymatotrichum omnivorum*, TX; *Rhizoctonia solani*, IL.

---

## ACANTHUS

BACTERIAL, Proliferation. *Rhodococcus fascians*, OR.

---

## ACANTHOPANAX (Five-Leaf Aralia)

LEAF SPOT. *Alternaria* sp., MO.

ROT, Root. *Phymatotrichum omnivorum*, TX.

---

## ACHIMENES

VIRUS. *Tobacco Mosaic*, CA, CT, DC, FL, OH, WA.

---

## ACROPTILON REPENS (Knapweed, Russian)

LEAF SPOT. *Cercospora acroptili*, MT.

---

## ACTINOMERIS (Yellow Ironweed)

LEAF SPOT. *Cercospora anomala*, IA; *Gloeosporium* sp., WV.

POWDERY MILDEW. *Golovinomyces cichoracearum*, PA to VA, KS.

RUST. **Puccinia verbesinae** (0, I, II, III), ME, MD, TN.  
VIRUS. **Tobacco Ring Spot**, VA.

---

### **ADOXA (Musk-Root)**

GALL, Leaf. **Synchytrium anomalum**, IA.  
LEAF SPOT. **Phyllosticta adoxae**, CO.  
RUST. **Puccinia adoxae** (III), CO, UT, WY; **P. argentata** (0, I), IA, MN,  
WI. II, III on *impatiens*.

---

### **AEGOPODIUM (Bishop's Weed)**

VIRUS. **Tomato Spotted Wilt**, PA.

---

### **AESCHYNOMENE (Northern Joint-Vetch)**

CANKER, Stem. **Diaporthe phaseolorum** var. **caulivora**, LA.

---

### **AESEHYNANTHUS**

VIRUS. **Tobacco Mosaic**, CA, CT, DC, FL, OH, WA.

---

### **AFRICAN DAISY (*Arctotis*) (*Gerbera jamesonii*)**

LEAF SPOT, Blotch. **Cercospora** sp., FL.  
NECROSIS, Leaf, Crown. **Sclerotinia sclerotiorum**, AZ.  
NEMATODE, Root Knot. **Meloidogyne** sp., FL.  
ROT, Crown and Stem. **Whetzelinia sclerotiorum**, CA; **Sclerotinia sclerotiorum**, LA.  
ROT, Root. **Phymatotrichum omnivorum**, TX.  
ROT, Root, Crown, and Stem. **Phytophthora cryptogea**, CA.  
VIRUS. **Tomato Spotted Wilt**. **Impatiens Serotype**, GA.  
WHITE RUST. **Albugo tragopogonis**, NC.

---

## AFRICAN VIOLET (*Saintpaulia*)

BACTERIAL Leaf Blight. *Pseudomonas* sp., OR.

BLIGHT, Gray Mold. *Botrytis cinerea*, cosmopolitan.

NEMATODE, Leaf. *Aphelenchoides ritzemabosi*; Lesion, *Pratylenchus* sp., MD, NJ, OH.

NEMATODE, Root Knot. *Meloidogyne arenaria*, general.

NEMATODE, Spiral. *Scutellonema brachyurus*, MD.

NONPARASITIC. **Ring Spot**, due to wetting foliage with cold water, general; **Petiole Rot**, from touching rim of salt-encrusted pot.

POWDERY MILDEW. *Oidium* sp., occasional in greenhouses.

ROT, Root. *Rhizoctonia solani*; *Fusarium solani*, MD, NY; *Cylindrocarpum radicicola*, MD, NY.

ROT, Root and Crown. *Pythium ultimum*, CA, probably general; *Phytophthora* sp., MD, NC.

Bright yellow ring patterns appear if there is too steep a temperature gradient between leaf and water. Yellowing may be due to excessive bright sunlight. Non-flowering may be due to improper light. Root-knot nematodes as well as mites causes thickened, blistered leaves.

---

## AGAPANTHUS (African-Lily)

BACTERIAL Leaf Streak (water-soaked). *Xanthomonas axonopodis*, FL.

VIRUS. **Ornithogalum Mosaic**.

---

## AGASTACHE (Giant-Hyssop)

DOWNY MILDEW. *Peronospora lophanthi*, IL, IA, WI.

LEAF SPOT. *Ramularia lophanthi*, CA, MT; *Septoria lophanthi*, IL, MO, OH, WI.

LEAF SPOT; Stem Spot. *Ascochyta lophanthi*, IL, IA, WI.

POWDERY MILDEW. *Sphaerotheca macularis* (*S. humuli*), MO, UT, WA, WI.

RUST. *Puccinia hyssopi* (III), NY to IA, MO, WI.

VIRUS. **Mosaic**. Unidentified, IN.

WILT. *Verticillium dahliae*, IA.

## AGERATUM

- BLIGHT, Southern. **Sclerotium rolfsii**, NJ, NC, probably widespread.  
POWDERY MILDEW. **Golovinomyces cichoracearum**, MD.  
ROT, Root. **Pythium mamillatum**, CA.  
ROT, Root and Stem. **Rhizoctonia solani**, IL, NJ, NM.  
RUST. **Puccinia conoclinii** (II, III), GA, MS, NC; 0, I unknown.  
STEM ROT. **Alternaria zinniae**, IL.  
VIRUS. **Bidens Mottle**, FL; **Tomato Spotted Wilt-lettuce serotype**, GA.

---

## AGRIMONY (*Agrimonia*)

- BLIGHT, Stem. **Phoma herbarum**, TX.  
DOWNY MILDEW. **Peronospora potentillae**, IA, NY, WI.  
LEAF SPOT. **Cercospora** sp., IL; **Phyllosticta decidua**, NC, WI; **Septoria agrimoniae**, IL, IN, IA, MO, NY, NC, TX, WI; **S. agrimoniae-eupatoriae**, IA.  
POWDERY MILDEW. **Sphaerotheca macularis**, MA, NE, NC, WI.  
ROT, Root. **Phymatotrichum omnivorum**, TX.  
RUST. **Puccinia agrimoniae** (II, III), MO; 0, I unknown.  
RUST. **Pucciniastrum agrimoniae** (II, III), general ME to FL, NM, ND; 0, I unknown.  
VIRUS. **Mosaic**. Unidentified, NY.

---

## AILANTHUS (Tree-of-Heaven)

- BLACK MILDEW. **Dimerosporium robiniae**, DC.  
BLIGHT, Twig. **Gibberella baccata** (*Fusarium lateritium*), VA; **Diplodia ailanthi**, TX; **D. natalensis**, TX; **Phoma ailanthi**, TX.  
CANKER; DIEBACK. **Nectria cinnabarina**, KS, NJ, SC; **N. coccinea**, occasional; **Physalospora obtusa**, KS, MI, NY.  
LEAF SPOT. **Cercospora glandulosa**, widespread; **Gloeosporium ailanthi**, LA, TX, WV; **Phyllosticta ailanthi**, VA; **Cristulariella pyramidalis**, FL.  
ROT, Butt. **Daedalea unicolor**, occasional.  
ROT, Root. **Armillaria mellea**, Northeast; **Phymatotrichum omnivorum**, TX.

ROT, Wound. **Polyporus lacteus**; **P. versicolor**, occasional in living trees;  
**Schizophyllum commune**.

WILT. **Verticillium albo-atrum**, NY, PA, VA.

Ailanthus is well adapted to city smoke and not often troubled by disease except for wilt, which can be serious and has killed many trees in the Philadelphia area.

---

### **AKEE TREE (*Blighia sapida*)**

WILT; DIEBACK. **Verticillium dahliae**, FL.

---

### **ALDER (*Alnus*)**

BACTERIAL Leaf Blight. **Xanthomonas campestris**, CA.

BLIGHT, Gray Mold. **Botrytis cinerea**, WA.

CANKER, Brown Felt. **Septobasidium filiforme**, NC; **S. peckii**, NY.

CANKER; DIEBACK. **Nectria coccinea**, NY, PA; **N. galligena**, NH;  
**Hymenochaete agglutinans**, MI, NY, PA; **Melanconis alni**, ME to NJ, WI; **Phomopsis alnea**, KY; **Physalospora obtusa**, SC, VA; **Solenia ochracea**, widespread on bark; **Didymosphaeria oregonensis**, ID, OR, WA.

CANKER, Stem. **Cytospora** sp., OR.

DODDER. **Cuscuta compacta**, MD, VA.

GALL, Root. Cause unknown.

LEAF BLISTER, Catkin Hypertrophy. **Taphrina robinsoniana**, widespread;  
**T. japonica**, AK, CA, OR; **T. occidentalis**, CA, ID, MT, OR, WA.

LEAF SPOT. **Cercospora alni**, WI; **Cercospora alni**, AK, OR, WA;  
**Dothidella alni**, black spot; **Gloeosporium tubiformis**; **Cylindrosporium vermiforme**, WI; **Ophiodothis alnea**, tar spot, NH, PA; **Phyllosticta alnea**, AK; **Septogloeum variegatum**, CA; **Septoria alni**, AK, CA, NY, WA, WI, OR; **Hypospila californica**, CA.

MISTLETOE. **Phoradendron serotinum (flavescens)**, AZ, NM; **P. villosum**, CA; **Viscum album**, CA; on *Alnus rubra* (Red Alder).

MISTLETOE, European. **Viscum album**, CA.

NEMATODE, Root Knot. **Meloidogyne** sp.

POWDERY MILDEW. **Erysiphe aggregata**, ME to NJ, CA, MN, WA; **Phyllosticta corylea**, ME to WI, AL, SC; **Microspora alni**, widespread.

ROT, Heart. **Daedalea unicolor**; **Fomes igniarius**; **F. pinicola**; **Ganoderma applanatum**; **Polyporus sulphureus**.

ROT, Root. **Armillaria mellea**, CA; **Phymatotrichum omnivorum**, TX.

ROT, Wood. **Daedalea confragosa**; **Daldinia occidentalis**; **Fomes scutellatus**; **Lenzites saepiaria**; **L. trabea**; **Pholiota adiposa**; **Pleurotus serotinus**; **Polyporus adustus**; **P. hirsutus**; **P. versicolor**; **Schizophyllum commune**; **Steccherinum ochraceum**; **Stereum** spp., mostly on dead wood.

RUST. **Melamsoridium alni** (II, III), CA, TX.

SOOTY MOLD. **Scorias spongiosa**, NY to NC, WV.

---

## **ALLAMANDA**

NEMATODE, Burrowing. **Radopholus similis**, FL.

NONPARASITIC. **Chlorosis**, magnesium deficiency in overlimed or acid soil, FL.

---

## **ALLIARIA (Garlic Mustard)**

ROT, Root. **Fusarium solani**, IL.

VIRUS. **Cucumber Mosaic**, OH.

---

## **ALLIONIA (Trailing Four-O'Clock)**

DOWNY MILDEW. **Peronospora oxybaphi**, KS, SD.

LEAF SPOT. **Ascochyta oxybaphi**, IA, WI; **Cercospora oxybaphi**, IA, KS, WI.

ROT, Root. **Phymatotrichum omnivorum**, TX.

RUST. **Puccinia aristidae**, AZ, NM, TX.

WHITE RUST. **Albugo platensis**, AZ, NM, TN, TX.

---

## **ALLSPICE (Pimenta)**

RUST. **Puccinia psidii**, FL.

## ALMOND (*Prunus amygdalus*)

- ANTHRACNOSE. *Colletotrichum acutatum*, CA.
- ANTHRACNOSE; Kernel Rot. *Gloeosporium amygdalinum*, CA.
- BACTERIAL Crown Gall. *Agrobacterium tumefaciens*, AL, AZ, CA, NC.
- BACTERIAL Leaf Spot. *Xanthomonas pruni*, NE.
- BACTERIAL Shoot Blight; Blast. *Pseudomonas syringae*, CA.
- BLIGHT, Blossom; Brown Rot. *Monilinia laxa*, CA, OR; *Botrytis cinerea*.
- BLIGHT, Leaf; Shot-Hole Disease. *Coryneum carpophilum*, CA, ID, OR.
- CANKER; DIEBACK; Crown Rot. *Phytophthora cactorum*, CA, *P. citrophthora*, CA; *Botryosphaeria dothidea* (Dothiorella canker) CA; *Ceratocystis fimbriata*, CA.
- CANKER, Pruning Wound. *Phytophthora syringae*, CA.
- DECLINE, Almond. Unknown etiology, CA. "Golden Death".
- LEAF SPOT. *Cercospora circumscissa*, CA, OR; *Hendersonia rubi*, CA; *Alternaria alternata*, CA; *A. arborescens*, CA; *A. tenuissima*, CA.
- NEMATODE, Lesion. *Pratylenchus vulnus*, CA.
- NEMATODE, Root Knot. *Meloidogyne* sp., AZ.
- NONPARASITIC. **Bud Failure**. Seed transmitted, increased by pruning.
- NONPARASITIC. **Chlorosis**. Iron deficiency. **Little Leaf**. Zinc deficiency.
- POWDERY MILDEW. *Podosphaera tridactyla*, CA; *Sphaerotheca pannosa*, CA.
- ROT, Fruit. *Phomopsis amygdali*, CA, and associated branch dieback.
- ROT, Green Fruit. *Sclerotinia sclerotiorum*, CA.
- ROT, Heart. *Polyporus versicolor*, OR.
- ROT, Hull. *Rhizopus* spp.
- ROT, Root. *Armillaria mellea*, CA, NC; *Phymatotrichum omnivorum*, TX.
- ROT, Wound. *Schizophyllum commune*, CA.
- RUST. *Tranzschelia discolor* (II, III); 0, I on anemone, CA.
- SCAB. *Cladosporium carpophilum*, CA, CT, OR.
- VIRUS. **Almond Bud Failure**; **Almond Calico**, CA: **Peach Mosaic**; **Peach Ring Spot**; **Peach Rosette**; **Peach Yellow Bud Mosaic**; **Peach Yellows**.
- WILT. *Verticillium albo-atrum*, CA, IL.
- Crown rot and Armillaria rot are often limiting factors in almond production. At least five sprays are necessary to control brown rot, leaf blights, and scab, and often a zinc sulfate spray for little leaf. The California Agricultural

Experiment Station Extension Service provides, each year, a revised “Spray, Dust and Fumigation Program for Almonds”.

---

### **ALMOND, FLOWERING (*Prunus triloba*)**

BACTERIAL Fire Blight. ***Erwinia amylovora***, IN.

BACTERIAL Spot. ***Xanthomonas pruni***, NJ.

BLIGHT, Blossom and Twig. ***Botrytis cinerea***, NY; ***Monilinia fructicola***, CT, KS.

POWDERY MILDEW. ***Podosphaera oxyacanthae***, IA.

ROT, Mushroom Root. ***Armillaria mellea***, MS; White Root, ***Corticium galactinum***, MD.

---

### **ALOE**

ROT, Root. ***Pythium ultimum***, CA.

Immerse nursery plants of *Aloe variegata* in hot water at 115°F for 30 minutes; place in cold water; dry; replant.

---

### **ALSTROEMERIA**

VIRUS. **Alstroemeria Mosaic**; **Alstroemeria**, NY.

---

### **ALTERNANTHERA**

LEAF SPOT, ***Phyllosticta amaranthi***, NJ.

NEMATODE, Root Knot. ***Meloidogyne*** sp.

ROT, Root. ***Rhizoctonia solani***, NJ.

ROT, Root; Wilt. ***Fusarium oxysporum***, NJ.

VIRUS. **Alternanthera Mosaic**, FL.

---

### **ALYSSUM (Goldentuft, Yellowtuft)**

CLUB ROOT. ***Plasmodiophora brassicae***, NJ.

DAMPING-OFF. ***Rhizoctonia solani***, NJ.



---

## **AMARANTHUS (Love-Lies-Bleeding, Princes-Feather, Joseph-Coat, Spiny Amaranth)**

BACTERIAL, MLO. **Aster Yellows**, MD, NY.  
 CANKER, Stem. **Diaporthe phaseolorum** var. **caulivora**, LA.  
 DAMPING-OFF. **Pythium debaryanum**, CT.  
 LEAF SPOT. **Cercospora canescens**, MD.  
 NEMATODE, Root Knot. **Meloidogyne** sp., FL, MD.  
 ROT, Stem. **Macrophomina phaseolina**, AZ.  
 ROT, Root. **Phymatotrichum omnivorum**, TX.  
 VIRUS. **Beet Curly Top**, CA, TX; **Alfalfa Mosaic**, WA.  
 WHITE RUST. **Albugo bliti**, MA to FL, NE, SC, TX.

---

## **AMARYLLIS (includes *Hippeastrum*)**

BLIGHT, Gray Mold; Bulb Rot. **Botrytis cinerea**, occasional, chiefly in outdoor plantings after chilling.  
 BLIGHT, Southern; Bulb Rot. **Sclerotium rolfsii**, FL, TX.  
 LEAF SCORCH; Red Blotch. **Stagonospora curtisii**, general.  
 LEAF SPOT. **Cercospora amaryllidis**, AL, LA; **Colletotrichum crassipes**; **Fusarium bulbigenum**; **Melanospora fallax**; **Epicoccum purpurascens**, secondary.  
 NEMATODE, Lesion. **Pratylenchus scribneri**, FL. **Scutellonema brachyurus**, FL.  
 ROT, Bulb. **Rhizopus stolonifer**.  
 ROT, Seedling Root. **Pythium debaryanum**, FL, TX; Root, **Armillaria mellea**, CA.  
 VIRUS. **Cucumber Mosaic**, FL; unidentified **Mosaic**, CA, FL, OK, WI; **Tomato Spotted Wilt**, CA, TX; **Hippeastrum Mosaic**.  
 Although amaryllis is subject to red spotting from various physiological causes, mite, and insect injuries, the fungus leaf scorch or red blotch is fairly common, with red spots on leaves, flower stalks, and bulb scales.

---

## **AMARYLLIS, WILD (*Nothoscordum bivalve*; *N. inodorum*)**

VIRUS. **Nothoscordum Mosaic**, LA.

## AMELANCHIER (Serviceberry, Juneberry)

- BACTERIAL Fire Blight. *Erwinia amylovora*, widespread.
- BLACK MILDEW; Witches Broom. *Apiosporina collinsii*, widespread.
- BLIGHT, Leaf. *Fabraea maculata*, widespread.
- BLIGHT, Fruit and Leaf. *Monilinia gregaria*, CO, IA, WA.
- CANKER. *Nectria cinnabarina*, occasional; *Pezicula pruinosa*, widespread; *Gloeosporium perennans*, OR.
- CANKER, Blister. *Nummularia discreta*, IA, KS, MA, OH.
- LEAF BLISTER; Witches' Broom. *Taphrina amelanchieri*, CA.
- LEAF SPOT. *Coccomyces tumidus*, MO, MT; *Cristulariella pyramidalis*, NC; *Phyllosticta innumerabilis*, IA, MN, NE, ND; *P. paupercula*, KS, MT; *P. virginiana*, NY, PA, WI.
- POWDERY MILDEW. *Erysiphe polygoni*, ID, MT; *Phyllactinia corylea*, OR, WA; *Podosphaera oxycanthae*, occasional.
- ROT, Brown; Fruit. *Monilinia amelanchieris*, NY; *M. fructicola*, MI, OH.
- ROT, Root. *Phymatotrichum omnivorum*, TX.
- ROT, Wood Butt. *Daedalea unicolor*, cosmopolitan.
- RUST. *Gymnosporangium bisetatum* (I); III on *Chamaecyparis*, northeastern and Middle Atlantic States. Horned galls, underside leaves. **G. clavariiforme** (I) on leaves, fruits, stems; III on juniper. **G. clavipes** (I) on fruits, stems; III on juniper. **G. corniculans** (I); III on juniper. **G. cupressi** (0, I); III on cypress. **G. gracile** (0, I); III on juniper. **G. harknessianum** (I) on fruits, CA, OR; III on juniper. **G. inconspicuum** (I) on fruits; III on juniper. **G. juvenescens** (I); III on juniper, in West (may be **G. nidusavis**). **G. kernianum** (I) on leaves, AZ, CO, OR; III on juniper. **G. libocedri** (I) on leaves, CA, OR; III on juniper. **G. nelsonii** (I) on leaves, fruits; III on juniper. **G. nidusavis** (I) on leaves, fruits, stems; III on juniper, central and eastern states.

## AMORPHA (Leadplant, Indigobush)

- CANKER, Twig. *Cytospora amorphae*.
- LEAF SPOT. *Cylindrosporium passaloroides*, widespread; *Diplodia amorphae*, TX.
- POWDERY MILDEW. *Erysiphe polygoni*, IA, MN, WY.
- RUST. *Uropyxis amorphae*, general.

---

## AMPELOPSIS (*A. cordata* and other species)

CANKER; DIEBACK. *Nectria cinnabarina*, occasional.

DOWNY MILDEW. *Plasmopara viticola*, NY, WI.

LEAF SPOT. *Cercospora truncata*, LA; *C. vitis*, AL, LA; *Guignardia bidwellii*, widespread; *Linospora psederæ*, WV; *Phloeospora ampelopsidis*, WI.

NEMATODE, Dagger. *Xiphinema index*.

POWDERY MILDEW. *Uncinula necator*, widespread.

ROT, Root. *Helicobasidium purpureum*, TX.

---

## AMSONIA

LEAF SPOT. *Mycosphaerella* sp., GA.

RUST. *Coleosporium apocyanaceum* (II, III) on leaves, FL, GA, SC; 0, I on pine. *Puccinia seymouriana* (0, I), MO; II, III on marsh grass.

---

## ANAPHALIS (Pearl Everlasting)

LEAF SPOT. *Septoria margaritaceae*, NY, OR, WI.

RUST. *Uromyces amoenus* (III), CA, ID, MI, MT, OR, WA, WY.

---

## ANCHUSA (Buglos, Alkanet)

DAMPING-OFF. *Rhizoctonia solani*, CT.

LEAF SPOT. *Stemphylium* sp., NY.

RUST. *Puccinia recondita* var. *secalis* (0, I), IN, MI: II, III on rye.

VIRUS. *Mosaic*, unidentified, IN.

---

## ANDROMEDA (Bog-Rosemary)

(► [Lyonia](#) and ► [Pieris](#) for shrubs commonly called Andromeda)

BLACK MILDEW. *Asterina clavuligera*, GA, NJ.

GALL; Red Leaf Spot. *Exobasidium vaccinii*, AK, ME, NY, WI.

LEAF SPOT. *Venturia arctostaphyli*, NY.

LEAF SPOT. Tar. *Rhytisma andromedae*, ME to NC, AK, MI, MN.

POWDERY MILDEW. *Microspphaeraalni* var. *vaccinii*, MA, NJ.  
RUST. *Chrysomyxa cassandrae* (II, III); 0, I on pine.

### ANEMONE (Cultivated forms, Japanese)

BACTERIA, MLO. Aster Yellows, CA.  
BLIGHT, Collar Rot. *Botrytis cinerea*, NJ, PA  
BLIGHT, Southern. *Sclerotium rolfsii*, CA, MD, MA.  
LEAF SPOT. *Gloeosporium* sp., NY; *Phyllosticta anemones*, MD.  
NEMATODE, Leaf. *Aphelenchoides fragariae*; *A. ritzemabosi*, CA.  
NEMATODE, Root. *Aphelenchus agricola*, CA.  
RUST. *Tranzschelia cohaesa* (0, I, II, III), TX; *T. discolor* (0, I), CA, OR;  
II, III on *Prunus* spp.  
VIRUS. Mosaic. Unidentified, CA; Tobacco Rattle, MN.

### ANEMONE (Native Species)

DOWNY MILDEW. *Plasmopara pygmaea*, widespread.  
GALL. *Synchytrium anemones*, IA MA, MI, MN, VT, WI.  
LEAF SPOT. *Cercospora pulsatillae*, CO; *Cercospora filiformis*, WI;  
*Didymaria didyma* IA MI WI; *Phloeospora anemones* IA; *Phyllosticta anemonicola*, IL, MI, ME, NE, VA, WI; *Ramularia ranunculi*, NY, WI; *Septoria anemones*, IL, IA, MS, MO, TX, VT, WI; *S. cylindrica*, MT, VA; *S. punicea*, KS, MA, MI, MS, NE.  
POWDERY MILDEW. *Erysiphe polygoni*, IL, IA, IN, MI, MN, NJ, ND, WI.  
RUST. *Puccinia anemones-virginianae* (III), ME to MS to NE, ND;  
*P. gigantispora* (0, I, III), CO, IL, ID, MT, ND, WI, WY; *P. magnusiana* (0, I), NY to KS, ND; II, III on reed grasses; *P. pulsatillae* (III), CO, IA, ND, SD; *P. recondita* (0, I), NY to TX; II, III on grasses;  
*P. retecta*, AK, CO; *P. vesiculosa*, AK.  
RUST. *Tranzschelia cohaesa* (0, I, II, III), TX; *T. pruni-spinosae* (0, I), IA, KS, NE to TX, AL; II, III on *Prunus* spp.; *T. fusca* (0, III), MA to VA, CA, and Northwest; *T. suffusca* (0, III), CO, IA, MT, ND, SD;  
*T. tucsonensis* (0, I, II, III), AZ.  
SMUT, Leaf and Stem. *Urocystis anemones*, ME to AK, DE, CO, KS, IA, MN, ND, WI; *U. sorosporioides*, AK.  
SMUT, White. *Entyloma ranunculi*, WI.

---

## ANGELICA

LEAF SPOT. *Cercospora apii* var. *angelicae*, AK; *C. thaspii*, AL, TX; *Fusicladium angelicae*, general; *Gloeosporium angelicae*, SC; *Phyllosticta angelicae*, CA, WY; *Piggotia depressa*, MT; *Ramularia angelicae*, CO; *Septoria dearnessii*, NC, WI.

ROT, Root. *Phymatotrichum omnivorum*, TX.

RUST. *Puccinia angelicae* (0, I, II, III), NY, OR, PA, WA; *P. bistortae*, AK; *P. coelopleuri* (0, I, II, III), AK; *P. ellisii*, CA, ID, NV, OR, WA; *P. ligustici*, CO, WA; *P. pomera*, UT.

---

## ANGELONIA (*Angelonia angustifolia*)

NEMATODE, Root Gall, *Meloidogyne mayaguensis*, FL

---

## ANISE (*Pimpinella anisum*)

LEAF SPOT. *Cercospora malkoffi*, VA.

ROT, Root. *Phymatotrichum omnivorum*, TX.

ROT, Stem. *Sclerotinia sclerotiorum*, CA, TX.

RUST. *Puccinia pimpinellae* (0, I, II, III), CA.

---

## ANISE-TREE (*Illicium floridanum*)

BLACK MILDEW. *Lembosia illiciicola*, AL, MS.

LEAF SPOT, Algal; Green Scurf. *Cephaleuros virescens*, LA, SC.

SOOTY MOLD. *Capnodium footii*, MS.

---

## ANODA

NECROSIS, Vascular. *Verticillium dahliae*, NM.

NEMATODE, Cyst. *Meloidogyne hapla*.

POWDERY MILDEW. *Oidium erysipheoides*, NM.

RUST. *Puccinia* sp., TX.

---

## **ANTHRISCUS (Chervil)**

POWDERY MILDEW. **Erysiphe heraclei**, CA.

ROT, Stem and Crown. **Sclerotinia sclerotiorum**, CA.

---

## **ANTHURIUM**

BACTERIAL Blight. **Xanthomonas campestris** pv. **dieffenbachiae**, CA, HI; **Ralstonia (Pseudomonas) solanacearum**, FL.

BLACK NOSE (on flower spadix). **Colletotrichum gloeosporioides**.

NEMATODE, Lesion. **Pratylenchus pratensis**, LA.

---

## **ANTIDESMA (Chinese-Laurel)**

LEAF SPOT, Algal; Green Scurf. **Cephaleuros virescens**, FL.

---

## **APHELANDRA (Zebra plant)**

LEAF SPOT. **Myrothecium roridum**, FL.

NONPARASITIC. **Physiological**. Leaf crinkle, shortened internodes, axillary bud proliferation, TX.

ROT, Stem. **Phytophthora phaseoli**, FL.

---

## **APPLE (*Malus sylvestris*)**

ANTHRACNOSE, Northwestern; Canker; Fruit Rot. **Neofabraea malicortis**, prevalent OR, WA, occasional CA, IL, MA, ME, MI, NE, OK.

BACTERIAL Blast, of flowers, shoots. **Pseudomonas syringae**, AR, CA; Blister Spot of bark and fruit. **P. syringae** pv. **papulans**; Rot, **P. melophthora**.

BACTERIAL Crown Gall. **Agrobacterium tumefaciens**, general; Hairy Root, **A. rhizogenes**, Central States, ID, NY.

BACTERIAL Fire Blight. **Erwinia amylovora**, general.

BLIGHT, Limb. **Corticium laetum**, LA, NC; **C. salmonicolor**, FL, LA.

BLIGHT, Southern. **Sclerotium rolfsii**, on seedlings.

BLIGHT, Thread. **Pellicularia koleroga**, WV and IN to Gulf states.

- BLOTCH, Fruit; LEAF SPOT; Twig Canker. **Phyllosticta solitaria**, general except New England and the far South.
- BLOTCH, Sooty, of fruit. **Gloeodes pomigena**, eastern and central states; **Geastrumia polystigmatis**, NC.
- CANKER, Bark; Fruit Rot. **Myxosporium corticola**, New England to MD, IL, MI, OK, OR, SD.
- CANKER, Blister. **Nummularia discreta**, east of the Rocky Mts.
- CANKER, Bole. **Cylindrocarpon didymium**, WA; **Leucostoma cincta**. WI.
- CANKER, Crater. Cause unknown, sunken bark, crown rot, decline. WA.
- CANKER; DIEBACK. **Botryosphaeria ribis** (syn. **B. dothidea**, East and South; **Cytospora** spp., widespread; **Fusarium** spp., also Fruit Rot, Pacific Northwest, Secondary to drought, winter injury, insect punctures; **Coryneum foliicola**, widespread; **Glutinium macrosporium**, OR; **Leptosphaeria coniothyrium**, East, central states, WI; **Plenodomus fuscomaculans**, CA, MI; **Sphaeropsis pyriputrescens**, WA.
- CANKER, European. **Nectria galligena**, East and central states to NC and MS; Pacific Coast.
- CANKER; Leaf Spot. **Monochaetia mali**, IL, NJ to SC, MO, WV; **Leucostoma cincta**, MI.
- CANKER, Perennial; Bull's-Eye Fruit Rot. **Neofabraea perennans**, ID, MT, OR, WA.
- CANKER; Sapwood Rot. **Hymenochaete agglutinans**, CT; **Hypoxylon** spp.
- CANKER, Scurf Bark. **Clasterosporium** sp.
- CANKER, Twig. **Coryneum foliicola**, widespread; **Gibberella baccata**; **Nectria cinnabarina**, northern U.S.
- DECLINE. **Irpex tulipiferae**, MN; **Coriolus versicolor**, also dieback, MN, WA; **Schizophyllum commune**, MN.
- FRUIT SPOT, Black Pox; Canker; Leaf Spot. **Helminthosporium papulosum**, GA, IN, MA, MS, NJ, OH, PA, WV; **Phacidiopycnis washingtonensis** (also Fruit Rot), WA.
- FRUIT SPOT, Brooks. **Mycosphaerella pomi**, New England to NC, AR, IA, MO.
- FRUIT SPOT, Fly Speck. **Microthyriella rubi**, general.
- LEAF SPOT. **Cercospora mali**, Gulf states, VT; **Coniothyrium pyrinum**; **Diaporthe pernisioides**, AR; **Fabraea maculata**, IA; **Illosporium mali-foliorum**, PA to NC, IN; **Mycosphaerella sentina**, IL, NJ, PA; **Pestalotia**

**tia** spp., MD to NC, ID, IN; Ghost Spot, **Alternaria tenuis**, GA; **Cristulariella pyramidalis**, FL, on *Malus pumila*, **Glomerella cingulata**, TN.

MISTLETOE. **Phoradendron serotinum (flavescens)**, NC, TX; **Viscum album**, CA.

NEMATODE, Lesion. **Pratylenchus penetrans**; **P. pratensis**.

NEMATODE, Root Knot. **Meloidogyne** spp., MS, TX, UT.

NONPARASITIC. **Bitter Pit, Stippen, Baldwin Spot**, general in storage.

**Black End**. Probably drought injury, AL, OR, WA.

**Black Heart**, of wood. Perhaps freezing injury; widespread.

**Brown Core**, in MacIntosh variety. Excessive nitrogen, low storage temperature.

**Callus Knot**. Wound overgrowth from defective union of stock and scion.

**Chlorosis**. Usually iron deficiency in alkaline western soils.

**Collar Rot**. Winter injury.

**Cork; Rosette**. Boron deficiency, northeastern states to IN, KY, Pacific Coast.

**Internal Bark Necrosis**. Cause unknown, possibly same as measles; general.

**Jonathan Spot**. Associated with dry weather, delayed storage.

**Leaf Scorch**. Magnesium deficiency.

**Measles**, reddish pimples in bark. Widespread; cause unknown, possibly boron deficiency in part. False measles due to manganese toxicity.

**Ozone Injury**. Pitted area in flesh.

**Rosette; Little Leaf**. Usually zinc deficiency.

**Scald**. Discoloration of fruit skin by volatile respiratory products, general in storage. Controlled by oiled paper wraps.

**Soft Scald and Soggy Breakdown**. Associated with delayed storage and low temperature.

**Stigmonose**. Fruit dimpling, distortion from insect punctures; widespread.

**Sunburn**, of fruit. Heat or light injury.

**Sunscald**, of bark. Freezing injury of trunk and larger branches on side exposed to sun.

**Water-Core**. Deficient or irregular water supply.

POWDERY MILDEW. **Podosphaera leucotricha** and **P. oxycanthae**, general.



- ROT, Bitter, of Fruit; Canker. **Glomerella cingulata**, general, especially in South, rare in West; **G. rubicola**, IL; **Colletotrichum acutatum**, AR, MI.
- ROT, Black; Frog-Eye Leaf Spot; Canker. **Physalospora obtusa**, general to the Great Plains; **P. mutila**, CA, MT, OR, WA; **P. rhodina**, KY.
- ROT, Black Root. **Botryosphaeria obtusa**, PA; **Xylaria mali**, eastern and central states.
- ROT, Brown. **Monilinia fructicola**, general except for far South; **M. laxa**, OR, WA.
- ROT, Calyx-end. **Alternaria** sp., **Sclerotinia sclerotiorum**, NH, WA.
- ROT, Crown. **Phytophthora cactorum**, MA.
- ROT, Fruit. **Alternaria mali**; **Aspergillus niger**; **Cephalosporium carpogenum**; **Corticium centrifugum**, Pacific Northwest, occasional in East; **Chaetomella** sp., WA; **Cladosporium** spp.; **Endomyces mali**; **Epicoccum granulatum**, WA; **Gloeosporium** spp.; **Gliocladium viride**, IL; **Hormodendron cladosporioides**, WA; **Mucor piriformis**, CA, WA; **Oospora** sp.; **Phialophora malorum**, IN, VA, WA; **Pleospora fructicola**, WA; **P. herbarum**, Pacific states; **Penicillium** spp., cosmopolitan; **Phoma** spp.; **Stemphylium congestum**, WA; **Tricothecium roseum**, general; **Botrytis** spp.; **Colletotrichum fructus**; **Rhizopus nigricans**, cosmopolitan; **Phytophthora syringae**, OR.
- ROT, Fruit (Post-harvest). **Phomopsis mali**, core rot, CA, NY; **Trichoderma harzianum**, MD; **Sphaeropsis pyriputrescens**, WA.
- ROT, Heartwood. **Fomes fomentarius**; **F. igniarius**; **F. pinicola**; **Ganoderma applanatum**.
- ROT, Mushroom Root. **Armillaria mellea**, prevalent on Pacific Coast; **Clitocybe tabescens**, AR, FL, TX, VA.
- ROT, Postharvest Speck. **Phacidiopycnis washingtonensis**, WA.
- ROT, Root. **Botryodiplodia theobromae**, AL; **Hymatotrichum omnivorum**, AK, AZ, NM, TX; **Fusarium oxysporum**, ID; **F. solani**, ID.
- ROT, Silverleaf. **Stereum purpureum**, KS, ME, MN, NY, Pacific Northwest.
- ROT, White Root. **Corticium galactinum**, DE to VA; AR, IL; **Rosellinia necatrix**, CA.
- ROT, Wood. **Daedalea confragosa**; **Poria** spp.; **Pleurotus ulmarius**; **Pholiota adiposa**; **Polyporus** spp.; **Stereum** sp.; **Schizophyllum commune**; **Trametes** spp.
- RUSSET, Fruit. **Aureobasidium pullulans** and **Rhodotorula glutinis**, NY.

RUST. **Gymnosporangium libocedri**. (0, I), on leaves, fruit; III on incense cedar, CA, OR; **Gymnosporangium nidus-avis** (0, I), on leaves, fruit, stems, IN, MD, MS, NJ; III on red-cedar.

RUST, Cedar-Apple. **Gymnosporangium juniperi-virginianae** (0, I) on leaves, fruit; general east of Great Plains; III on red-cedar and Rocky Mountain juniper.

RUST, Hawthorn. **Gymnosporangium globosum** (0, I) on leaves; III on red-cedar, ME to AK, KS, NE.

RUST, Quince. **Gymnosporangium clavipes** (0, I), on fruit; III on common juniper and red-cedar.

SCAB. **Venturia inaequalis**, general.

SOOTY MOLD. **Fumago vagans**, occasional.

SPOT ANTHRACNOSE. **Elsinoë piri**, OR, WA.

VIRUS. **Apple Chlorotic Leaf Spot**; **Apple Stem Growing**; **Apple Mosaic**; **Tulare Apple Mosaic**, CA; **Tobacco Mosaic**; **Dapple Apple**, NH; **Green Mottle**, NY; **Stem-pitting**; **Tomato Ringspot**, NY; **Decline** and **Graft Union Necrosis**, WA.

WILT. **Verticillium albo-atrum**.

If this appalling list of diseases should make you think twice before planting apples in the backyard with the expectation of getting cheap and abundant fruit, that is all to the good. There is no easy, or cheap, road to perfect fruit. The commercial grower may, in a wet season, apply nearly 20 sprays to keep scab under control. The homeowner thinks one or two are enough. State experiment stations offer abbreviated schedules for home gardeners, tailored for the area, and if these are followed carefully, a fairly good crop can be expected. There are also all-purpose mixtures available for fruit trees, which may work reasonably well. Scab is the most important apple disease, and proper timing of early season sprays is most essential. Bitter rot, black rot, sometimes rust need attention. Fire blight control is primarily a question of proper pruning to remove infected wood, with an antibiotic spray during bloom.

---

## **APPLE-OF-PERU (*Nicandra*)**

LEAF SPOT. **Cercospora physaloides**, IN.

ROT, Root. **Phymatotrichum omnivorum**, TX.

VIRUS. **Mosaic**. Unidentified, ID, IA, KY, WA, WI. Experimentally infected with several viruses; **Tomato Leaf Curl**, CA, Mexico.

## APRICOT (*Prunus armeniaca*)

- BACTERIAL Canker; Gummosis. ***Pseudomonas syringae***, CA, OR; ***Cricone-ma mutabile***, CA.
- BACTERIAL Crown Gall. ***Agrobacterium tumefaciens***, widespread. Japanese apricot (*Prunus mume*) is resistant.
- BACTERIAL Fire Blight. ***Erwinia amylovora***, CO, FL, NE, PA, TX.
- BACTERIAL Leaf Spot. ***Xanthomonas pruni***, IL to TX, NE.
- BLACK KNOT. ***Dibotryon morbosum***, CO, IA, NY.
- BLIGHT, Blossom, Twig; Brown Rot. ***Monilinia laxa***, Pacific Coast states.
- BLIGHT, Shoot; Shot Hole; Fruit Spot. ***Coryneum carpophilum***, widespread.
- CANKER, Felt Fungus. ***Septobasidium pseudopedicellatum***, MS.
- CANKER, Trunk. ***Phytophthora cactorum***, CA; ***P. citrophthora***, CA.
- CANKER, Trunk and Limb Gall. ***Monochaetia rosenwaldia***, CA.
- CANKER, Twig; DIEBACK. ***Cytospora* spp.**, AZ, NY; ***Valsa leucostoma***, MO, TX; Cytosporina Dieback, ***Eutypa armeniaceae*** (syn. ***E. lata***), CA; ***Ceratocystis fimbriata***, CA.
- CANKER; DIEBACK; Coral Spot. ***Nectria cinnabarina***, IN, WA.
- FRUIT SPOT. ***Venturia cerasi*** (See under SCAB).
- LEAF CURL. ***Taphrina deformans***, SC.
- LEAF SPOT. ***Cercospora circumscissa***, TX; ***Coccomyces* sp.**, CA, MA, TX, VT; ***Phyllosticta circumscissa***, CA.
- NEMATODE, Dagger. ***Xiphinema* sp.**, WV, NY.
- NEMATODE, Lesion. ***Pratylenchus vulnus***, CA; ***P. penetrans***, NY.
- NEMATODE, Root Knot. ***Meloidogyne* sp.**, AZ, TX.
- NONPARASITIC. **Arsenical Injury**, from accumulation in soil, CA.  
**Chlorosis**, alkali injury. Mineral deficiency, AZ, CA.  
**Exanthema**. Copper deficiency, CA.  
**Gummosis**, Sour Sap. Adverse soil and moisture conditions, AZ, CA, NJ, WA.  
**Internal Browning**, Fruit Cracking. Boron deficiency, WA.  
**Little Leaf**. Zinc deficiency, CA, OR, WA.  
**Mottle Leaf**. Manganese deficiency, CA.
- POWDERY MILDEW. ***Podospaera oxyacanthae***, CA, IA; ***Sphaerotheca pannosa***, CA, NY.
- ROT, Blossom End; Fruit Spot. ***Alternaria* sp.**, and ***A. citri*** CA.

ROT, Brown; Blossom Blight. **Monilinia fructicola**, widespread on ripe fruit.

ROT, Green Fruit; Gummosis. **Botrytis cinerea**, CA.

ROT, Green Fruit; Twig Blight. **Sclerotinia sclerotiorum**, CA; **Lambertella pruni**, CA.

ROT, Heart. **Schizophyllum commune**, after freezing, TX, WA; **Trametes hispida**, CO.

ROT, Mushroom Root. **Armillaria mellea**, CA, TX; **Clitocybe tabescens**, FL.

ROT, Root. **Phymatotrichum omnivorum**, AZ, OK, TX.

ROT, Silver Leaf. **Stereum purpureum**, CA.

RUST, **Tranzschelia discolor** and **T. pruni** (II, III), CA, MS, NM, TX.

SCAB; Freckle; Twig Canker. **Cladosporium carpophilum**, wide spread.

VIRUS. **Apricot Gummosis**, WA; **Apricot Pucker Leaf**, UT; **Apricot Ring Pox**, CA, CO, WA; **Peach Mosaic**, Southwest; **Peach Phony**, GA; **Peach Ring Spot**, western U.S.; **Peach Rosette**; **Peach Yellow Bud Mosaic**, CA; **Peach Yellows**, occasional in East; **Stem Pitting**.

WILT. **Verticillium albo-atrum**, CA, UT, WA.

Apricots are very susceptible to *Armillaria* root rot and should be on resistant Myrobalan rootstock. Bacterial canker is an epidemic disease in many seasons, with activity starting in late autumn, ceasing in early summer. Sprays are usually needed in California for zinc deficiency, brown rot, green or jacket rot, and shot hole.

---

### **AQUATIC PLANTS (*Caboriaba* sp., *Linnophila* sp., *Replis diandra*, and *Potamogeton* sp.)**

NEMATODE, Foliar. **Aphelenchoides fragariae**, FL.

---

### **ARABIS (Rock-Cress)**

BLIGHT, Gray Mold. **Botrytis cinerea**, WA.

CLUB ROOT. **Plasmodiophora brassicae**.

DAMPING-OFF. **Rhizoctonia solani**, NJ.

DOWNY MILDEW. **Peronospora parasitica**, AL, AK, CO, IN, MI, TX, WI.

LEAF SPOT. **Septoria arabidis**, CO, TX.

ROT, Root. **Phymatotrichum omnivorum**, TX.

RUST. **Puccinia thlaspeos** (*P. holboelli*) (0, III), on numerous native but not cultivated species in Rocky Mountains and Pacific states; **P. monoica** (0, I) on native species, WI to CO, CA, NM, WA; II, III on *Koehleria* and *Trisetum*.

VIRUS. **Arabis Mosaic**.

WHITE RUST; White Blister. **Albugo candida**, NY to VA, CO, TX, WA.

---

## ARABIDOPSIS

BACTERIAL Leaf Spot. **Xanthomonas campestris** pv. **Campestris**, MI.

ROT, Root. **Sclerotinia minor**, NC.

---

## ARALIA, HERCULES CLUB (*Aralia spinosa*)

CANKER; DIEBACK. **Botryosphaeria ribis**, GA, VA, WV; **Nectria cinnabarina**, VA, WV.

LEAF SPOT. **Cercospora atromaculans**, LA, TX; **Phyllosticta araliae**, TX; **P. everhartii**, TX, WV; **Stagonospora** sp., WV.

ROT, Root. **Phymatotrichum omnivorum**, TX; **Rhizoctonia solani**, TX.

ROT, Sapwood. **Polyporus tulipiferae**, MD.

SPOT ANTHRACNOSE; Scab. **Sphaceloma araliae**, MD, MO.

---

## ARALIA, MING (*Polyscias*)

BLIGHT. **Alternaria panax**, FL.

---

## ARALIA, SARSAPARILLA, AMERICAN SPIKENARD (*Aralia hispida*, *A. nudicaulis*, *A. racemosa*)

LEAF SPOT. **Alternaria** sp., NY; **Ascochyta marginata**, WI; **Cercospora leptosperma**, IA, MI, NY, WI; **Phyllosticta decidua**, WI; **Ramularia repens**, WI; **Sclerotium deciduum**, WI.

POWDERY MILDEW. **Phyllactinia corylea**, MI, NE.

RUST. **Nyssopsora clavellosa** (III), CA, MN, OR, TX, ME to PA.

WILT. **Verticillium albo-atrum**, NY.

### ARALIA, UDO (*Aralia cordata*)

BLIGHT. *Alternaria* sp., DE, NJ.

ROT, Stem. *Sclerotinia sclerotiorum*, MD.

WILT. *Verticillium albo-atrum*, MD, PA.

### ARAUCARIA (Monkey-Puzzle, Norfolk-Island-Pine)

BACTERIAL Crown Gall. *Agrobacterium tumefaciens*, CA.

BLIGHT. *Cryptospora longispora*.

LEAF SPOT. *Pestalotia funerea*, CA, and *P. micheneri*, PA, probably secondary; *Stictis araucariae*, CA.

ROT, Root. *Cylindrocladium clavatum*, FL.

### ARBORVITAE (*Thuja*)

BLIGHT, Fire. *Cercospora thujina*, on oriental arborvitae, AR, GA, LA, MS, TX.

BLIGHT, Gray Mold. *Botrytis cinerea*, NJ.

BLIGHT, Leaf. *Didymascella thujina*, TX, VT to WI.

BLIGHT, Nursery. *Phomopsis juniperovora*, IN, KY, OH, PA, VA; *P. occulta*, secondary.

BLIGHT, Snow. *Phacidium infestans*, Northeast.

BLIGHT, Twig. *Alternaria* sp.; *Mycosphaerella* sp; *Pestalotia funerea*; *Phytophthora* sp.; *Heterosporium* sp., OR.

BLIGHT, Twig. *Coryneum berckmansii* on oriental arborvitae, OR, WA.

CANKER, Bark Patch. *Aleurodiscus amorphus*; *A. nivosus*, other species.

CANKER, Cypress. *Coryneum cardinale*, CA.

CANKER; DIEBACK. *Diplodia* sp., AL, FL.

DAMPING-OFF. *Rhizoctonia solani*, NM, NY, TX, VA.

NEEDLE CAST. *Lophodermium thujae*, ME, NH, NY, WI.

ROT, Mushroom Root. *Armillaria mellea*, MI, MS, NY, TX; *Clitocybe tabescens*, FL, LA.

ROT, Root. *Phymatotrichum omnivorum*, TX; *Fusarium solani*, TX.

ROT, Wood. *Fomes annosus*, MI; *F. roseus*, ME; *Poria vaporaria*, *P. weirii*, Great Lakes states; *Lenzites saepiaria*, MN; *Polyporus* spp.; *Schizophyllum commune*, ME; *Trametes* spp.

Giant arborvitae used for timber has many more wood rots than those listed. Oriental arborvitae in the South often looks as if blighted by fire, with nursery losses higher than in gardens. A copper spray, monthly from June to September, controls this blight. In the Northwest *Coryneum berckmansii* causes discoloration and shedding of branches, while *C. cardinale* is sporadically injurious.

---

## ARCTOTIS

LEAF BLOTCH. *Cercospora* sp., FL.  
 NEMATODE, Root Knot. *Meloidogyne* sp., FL.  
 ROT, Root. *Phymatotrichum omnivorum*, TX.

---

## ARDISIA

LEAF SPOT, Algal. *Cephaleuros virescens*, FL.

---

## ARGYREIA

NEMATODE, Root Knot. *Meloidogyne* sp., SC.  
 ROT, Root. *Phymatotrichum omnivorum*, TX.

---

## ARMERIA (Sea-Pink, Thrift)

RUST. *Uromyces armeriae* (0, I, II, III), CA, OR.

---

## ARNICA

LEAF SPOT. *Ovularia hughesiana*, MT; *Phyllosticta arnicae*, CO, MT, UT, WY.  
 POWDERY MILDEW. *Golovinomyces cichoracearum*, CO; *Sphaerotheca macularis* (*S. humuli* var. *fuliginea*), AK, CA, WA, WY.  
 RUST. *Puccinia arnicalis* (II III) AK, to MT, CA, CO; 0, I unknown; *Uromyces junci* (0, I), CA, CO, MT, OR, SD, WY; II, III on *Juncus* spp.  
 SMUT, White. *Entyloma arnicale*, AK, CO, ID, MT, UT, WA, WY.

---

**ARROW-ARUM (*Peltandra*)**

LEAF SPOT. *Cercospora callae*, AL, DE, FL, NY; *Colletotrichum* sp., AL; *Gloeosporium paludosum*, DE, IN, MA, NY; *Pestalotia aquatica*, secondary; *Ramularia* sp., MI.

RUST. *Uromyces ari-triphylli* (*U. caladii*) (0, I, II, III), MA to FL, IL, IN, IA.

---

**ARROWHEAD (*Sagittaria*)**

LEAF SPOT. *Cercospora alismatis* VT to AL, TX, WI; *Didymaria alismatis*, *Gloeosporium confluens*, IA, MA, TX, WI; *Marssonina* sp., LA.

SMUT, Leaf. *Burrillia pustulata*, IL, NE, WI; *Doassansia deformans*, MA to NJ, FL, MO, SD, TX; *D. furva*, WI; *D. intermedia*, IA, MN, NH, ND, WI; *D. obscura*, CT, MA; *D. opaca*, MA to DE, IL, WI; *D. sagittariae*, CT to KS, AR, MT, TX, WY.

---

**ARROWROOT (*Maranta*)**

LEAF SPOT. *Glomerella cingulata*, MD, NJ.

RUST. *Puccinia thaliae* (*P. cannae*) (II, III), FL.

---

**ARTEMISIA (Wormwood)**

BLIGHT, Leaf. *Cercospora olivacea*, NJ, NY, ND; *Systemma artemisiae*, black pustule, PA.

DOWNY MILDEW. *Peronospora leptosperma*, IA, MN, ND, SD, WI.

GALL, Leaf. *Synchytrium aureum*, WI.

LEAF SPOT. *Cercospora ferruginae*, NY, WI; *Gloeosporium heterophyllum*, CA.

LEAF-HAIRS, DISCOLORATION. *Nematostoma artemisiae*, MO.

NEMATODE, Root Knot. *Meloidogyne* sp., FL.

POWDERY MILDEW. *Golovinomyces cichoracearum*, CA, IA, SD, TX.

ROT, Root. *Phymatotrichum omnivorum*, TX.

RUST. *Puccinia tanacetii* (*P. absinthii*) (0, I, II, III), CA; *P. atrofusca* (0, I) ND; II, III on *Carex* spp.; *P. millefolii* (III), CA.



VIRUS. **Tomato Spotted Wilt**, PA.

WHITE RUST. **Albugo tragopogonis**, IA, MT, ND, SD, TX, WI.

---

### **ARTICHOKE, GLOBE (*Cynara scolymus*)**

BLIGHT, Gray Mold. **Botrytis cinerea**, CA, NY.

BLIGHT, Southern. **Sclerotium rolfsii**, GA.

LEAF SPOT. **Cercospora obscura**, CA, TX; **Cladosporium** sp., CA, SC;  
**Ramularia cynarae**, CA, prevalent.

NEMATODE, Root Knot. **Meloidogyne** sp., CA.

POWDERY MILDEW. **Golovinomyces cichoracearum**, CA, NJ.

ROT, Root. **Phytophthora megasperma**, CA; **Phymatotrichum omnivorum**, TX.; **Pythium aphanidermatum**, CA.

ROT, Root and Stem. **Rhizoctonia solani**, MS, TX; **Sclerotinia sclerotiorum**, OR.

VIRUS. **Artichoke Curly Dwarf**; **Artichoke Latent**, CA.

WILT. **Verticillium dahliae**, CA.

---

### **ARTICHOKE, JERUSALEM (*Helianthus tuberosus*)**

BACTERIAL Leaf Spot. **Pseudomonas syringae** pv. **tagetis**, MN.

BACTERIAL Spot. **Pseudomonas helianthi**, IL.

BLIGHT, Southern. **Sclerotium rolfsii**, CA, FL, LA, MS, SC, TX.

DOWNY MILDEW. **Plasmopara halstedii**, VT and NJ to KS, SD.

LEAF SPOT. **Cercospora helianthi**, KS; **Septoria helianthi**, IL, IA, WI.

NEMATODE, Root Knot. **Meloidogyne** spp., CA, FL, MD, NY, SC, TN.

POWDERY MILDEW. **Golovinomyces cichoracearum**, general.

ROT, Root. **Phymatotrichum omnivorum**, AZ, TX; **Rhizopus stolonifer**, MS.

ROT, Stem; Wilt. **Sclerotinia sclerotiorum**, MA, MN, WA.

RUST. **Coleosporium helianthi** (II, III), AL, IL, NY, NC, OK, PA, SC, TN, VA; **Puccinia helianthi** (0, I, II, III), general; **Uromyces junci**, (0, I), NE, ND.

---

### **ARTILLERY PLANT, ALUMINUM PLANT (*Pilea*)**

BACTERIAL Leaf Spot. **Xanthomonas campestris**, FL.

BLIGHT, Leaf, Stem, and Bud. **Phytophthora parasitica**, FL.

NEMATODE, Root Knot. **Meloidogyne** sp., FL.

LEAF SPOT. **Myrothecium roridum**, FL; **Septoria pileae**, IL, IN, IA, MI, MO, NY, WI.

ROT. **Rhizoctonia** sp., FL.

---

### **ARTOCARPUS (Breadfruit)**

RUST. **Uredo artocarpi** (11), HI.

---

### **ARUGULA (*Eruca sativa*)**

BACTERIAL Blight. **Pseudomonas syringae** pv. **alisalensis**, CA.

BACTERIAL Leaf Spot. **Pseudomonas syringae**, CA.

DOWNY MILDEW. **Peronospora parasitica**, CA.

WHITE RUST. **Albugo candida**, CA.

---

### **ARUNDO (Giant Reed)**

LEAF SPOT; Stem Speckle. **Selenophoma donacis**, CA.

LEAF SPOT; Cane "Anthracnose"; Dieback. **Papularia sphaerosperma**, general. **P. odorae**, KS; **Phyllosticta tuberosa**, OK.

ROT, Root. **Armillaria mellea**, MD.

RUST. **Puccinia chloridis** (*P. bartholomaei*) (0, I), KS, OK, TX; II, III on *Bouteloua* spp.; **Uromyces asclepiadis** (II, III), KS, NM, TX.

RUST, Crown. **Puccinia coronata**, CA.

---

### **ASH (*Fraxinus*)**

ANTHRACNOSE, Leaf Scorch. **Discula fraxinea**, DE, LA, OR; **Gloeosporium aridum**, eastern and central states.

BACTERIAL Phytoplasma. **Ash Yellows, Witches' Broom**, MI, MT, NE, NC, SD.

BACTERIAL Decline. **MLO**, IL, IN, IA, NY.

BACTERIAL Hairy Root. **Agrobacterium rhizogenes**, IA, NE to OK.

BLACK MILDEW. **Dimerosporium pulchrum** (*Sarcinella heterospora*).

BLIGHT, Seedling. **Rhizoctonia solani**, OK.

- CANKER, Bark Patch. **Aleurodiscus** spp., eastern states; **Felt Fungus, Septobasidium** spp., NC to FL.
- CANKER, Branch, Trunk. **Dothiorella fraxinicola**, IA, KS, NE; **Sphaeropsis** sp., widespread; **Nectria cinnabarina**; **N. coccinea**, Northeast.
- CANKER, Coin. **Phyctema vagabunda**, MT, Ontario, Canada.
- CANKER; DIEBACK. **Cytospora annularis**, north central states; **Diplodia infuscans**, Northeast; **Cytophoma pruinosa** and **Fusicoccum** sp., may be secondary, Northeast.
- DECLINE. **Togninia fraxinopennsylvanica**, Anamorph, **Phaeoacremonium mortoniae**, CA.
- DODDER. **Cuscuta** sp.
- LEAF SPOT. **Cercospora fraxinites**, AL, FL, LA, TX; **Cylindrosporium fraxini** (including reports of *Marssonina fraxini*, *Piggotia fraxini*), widespread; **Mycosphaerella effigurata**, widespread; **M. fraxinicola**; **Actinopelte dryina**; **Cytospora** sp., VA.
- MEASLES. **Togninia fraxinopennsylvanica** Anamorph, **Phaeoacremonium mortoniae**, CA.
- MISTLETOE. **Phoradendron serotinum (flavescens)**, south central to Pacific states.
- MISTLETOE. **Viscum album**, CA, on *Fraxinus velutina* (Arizona Ash).
- MISTLETOE. European. **Viscum album** on Arizona ash, CA.
- NEMATODE. **Meloidogyne** spp., AZ, MD, OK.
- NEMATODE, Dagger. **Xiphinema americanum**, SD on Green Ash.
- POWDERY MILDEW. **Phyllactinia corylea**, northeastern, central, Pacific Coast states. **Uncinula circinata**, IA; **Microsphaera alni**, IL.
- ROT, Collar. **Helicobasidium purpureum**, TX.
- ROT, Root. **Phymatotrichum omnivorum**, AZ, TX.
- ROT, Sapwood. **Lentinus tigrinus**, MS.
- ROT, White Mottled Heart, Stem. **Fomes fraxinophilus**, eastern and central states to Great Plains; many other species of *Fomes*.
- ROT, Wood. **Daldinia concentrica**, cosmopolitan; **Daedalea** spp.; **Ganoderma lucidum**, LA, MS; **Polyporus** spp.; **Poria** spp.; **Schizophyllum commune**, cosmopolitan; **Trametes** spp.
- RUST. **Puccinia sparganioides** (0, I), general east of Great Plains; II, III on marsh grass (*Spartina* spp.).
- VIRUS. **Ash Ring Spot**, NY; **Tobacco Mosaic Virus**, MA, NY; **Tobacco Ring Spot Virus**, NY.
- WILT. **Verticillium albo-atrum**, CO; **V. dahliae**, OR.

Ash rust is epidemic in New England in many seasons, causing defoliation and sometimes death of trees. Anthracnose and leaf spots may be important in a wet season.

---

### **ASH, MORaine (*Fraxinus holotriocha*)**

VIRUS. **Tobacco Mosaic**, NY; **Tobacco Ringspot**, NY.

---

### **ASPARAGUS (*Asparagus officinalis*)**

ANTHRACNOSE; Canker. **Colletotrichum** sp., AL, CT, IL.

BACTERIAL Soft Rot. **Erwinia carotovora**, general.

BLIGHT, Branchlet; DIEBACK. **Alternaria** sp., IL, MA, NY, OK, SC;  
**Stemphylium botryosum**, secondary; **Ascochyta** sp., DE, TX.

BLIGHT, Ashy Stem. **Macrophomina phaseoli**, TX.

BLIGHT, Gray Mold, Shoot. **Botrytis cinerea**, CA, IL, MA, NY, WV.

CANKER; Stem Spot. **Phoma asparagi**.

DAMPING-OFF; Stem Canker. **Rhizoctonia solani**, occasional.

LEAF SPOT. **Cercospora asparagi**, general; **Pleospora herbarum**; **P. allii**  
Anamorph, **Stemphylium vesicarium**, MI, OK, WA.

NEMATODE, Root Knot. **Meloidogyne** sp., SC. Usually resistant.

ROT, Crown. **Penicillium martensii**, WA; **Penicillium** sp., blue mold rot.

ROT, Mushroom Root. **Armillaria mellea**, OR.

ROT, Root; Stem Wilt; Decline. **Fusarium oxysporum** f. sp. **asparagi**, CA,  
SC, WA; **Fusarium proliferatum**, CT; **Fusarium** sp.; **Phytophthora**  
sp., MI; **P. megasperma**, Montreal, Canada.

ROT, Stem. **Diplodia asparagi**; **Phytophthora** sp., CA.

ROT, Watery Soft. **Sclerotinia sclerotiorum**, occasional in South.

RUST. **Puccinia asparagi** (0, I, II, III), general on susceptible varieties. Rust  
is the most important asparagus disease, and resistant varieties are some-  
times disappointing.

VIRUS. **Asparagus I**, DE, MI, NJ; **Asparagus II**, DE; **Tobacco Streak**.

---

### **ASPARAGUS FERN (*Asparagus plumosus*)**

CANKER, Stem; Blight. **Ascochyta asparagina**, FL, TX; **Phoma** sp., FL.

LEAF MOLD. **Cladosporium** sp., FL, MS, TX.

NEMATODE, Root Knot. **Meloidogyne** spp., FL.  
 NEMATODE, Spiral. **Helicotylenchus nannus**.  
 NONPARASITIC “Rust”. Cause undetermined, FL.  
 ROT, Root; Wilt. **Fusarium** sp., FL, WA.

---

### **ASPARAGUS, FLORISTS’ SMILAX (*Asparagus asparagoides*)**

LEAF SPOT. **Stagonospora smilacis**, WI.  
 BLIGHT, Gray Mold. **Botrytis cinerea**, AK.  
 ROT, Root; Wilt. **Fusarium** sp., NJ.

---

### **ASPARAGUS, SPRENGER (*Asparagus sprengeri*)**

BACTERIAL Crown Gall; Fasciation. **Agrobacterium tumefaciens** (possibly confused with *Clavibacter fascians*).  
 NEMATODE, Root Knot. **Meloidogyne** spp., CA.  
 ROT, Root. **Rhizoctonia solani**, NY.

---

### **ASPARAGUS TREE FERN (*Asparagus virgatus*)**

BACTERIAL, Water Soaked Lesions. **Xanthomonas translucens** pv. **undulosa**, MI.  
 BACTERIAL Lesion. **Xanthomonas campestris**, FL.

---

### **ASPIDISTRA**

BLIGHT, Leaf. **Labrella aspidistrae**, IL, LA.  
 LEAF SPOT. **Ascochyta aspidistrae**, MN, NJ; **Colletotrichum omnivorum**, CA, MO, NJ, PA, WV.

---

### **ASTER, CHINA (*Callistephus*)**

ANTHRACNOSE. **Colletotrichum** sp., FL.  
 BACTERIAL, MLO. **Aster Yellows**, general.  
 BLIGHT, Bud, Stem; Gray Mold. **Botrytis cinerea**, AK, CA, CT, IL, NJ, NY, PA, WI.  
 BLIGHT, Petal. **Itersonilia perplexans**, FL.

- BLIGHT, Southern. **Sclerotium rolfsii**, MS, NC.  
CANKER, Stem. **Phomopsis callistephi**, IL, WI.  
DODDER, **Cuscuta** spp., widespread.  
DOWNY MILDEW. **Basidiophora entospora**, FL, TX.  
LEAF SPOT. **Ascochyta asteris**, CA, NY, ND, OH; **Septoria callistephi**, AL, DE, MI, MO, NJ, NY, OH, PA.  
MOLD, Seed. **Pleospora herbarum**, cosmopolitan; **Alternaria** sp.  
NEMATODE, Root Knot. **Meloidogyne** sp., CT, FL, TX, WA.  
POWDERY MILDEW. **Golovinomyces cichoracearum**, DE, MN, NE, NC, VT, WA; **Erysiphe polygoni**, NJ.  
ROT, Foot. **Phytophthora cryptogea**; **Pythium ultimum**.  
ROT, Root and Stem; Leaf Blight. **Rhizoctonia solani**, widespread, chiefly in northeastern and central states; **Phymatotrichum omnivorum**, TX.  
RUST. **Coleosporium asterum** (*C. solidaginis*) (II, III), general except far South; II, III on two- and three-needle pines.  
VIRUS. **Beet Curly Top**, OR.  
VIRUS. **Tobacco Rattle** (aster strain of); **Tomato Spotted Wilt**, CA; **Bidens Mottle**, FL.  
WILT. **Verticillium** sp., CA, CT, IL, MA, NY.  
WILT, Stem Rot. **Fusarium oxysporum** f. sp. **callistephi**, general.  
Fusarium wilt and aster yellows are the two principal diseases. Choose wilt-resistant varieties or plant in a new location. Rogue plants with yellows immediately; use systemic insecticides to control insect vectors.

---

### **ASTER, PERENNIAL (*Aster* spp.)**

- BACTERIAL Crown Gall. **Agrobacterium tumefaciens**, CT.  
BLACK KNOT. **Gibberidea heliopsidis**, NE, NY, ND, WI.  
BLIGHT, Gray Mold. **Botrytis cinerea**, AK, CT, NJ.  
DODDER. **Cuscuta** spp., eastern and central states.  
DOWNY MILDEW. **Basidiophora entospora**, IL, IN, MD, MO, NE, WI.  
GALL, LEAF. **Synchytrium nigrescens**, WI.  
LEAF SPOT. **Alternaria** sp., MI, TX, VT; **Ascochyta compositarum**, WI; **Cercospora asterata**, AL, TX; **Cercospora cana**, OR, WI; **Lepothyrium doelligeriae**, NY; **Ovularia asteris**, WY; **O. virgaureae**, CO, MS, WI; **Phyllachora sterigena**, KS, NE; **Ramularia asteris**, IA, MI, NE, TX, WI, WY; **Septoria angularis** and other species; **Phyllosticta astericola**, TX.

LEAF SPOT, Black, Tar. **Placosphaeria haydeni** (*Discosphaerina pseudimantia*), IA, NJ, NY, ND.

NEMATODE, Leaf. **Aphelenchoides ritzemabosi**, CT.

NEMATODE, Root Knot. **Meloidogyne** sp.

PARASITIC LICHEN. **Strigula elegans**, **S. complanata**, LA, Southern U.S.

POWDERY MILDEW. **Golovinomyces cichoracearum**, general.

ROT, Root. **Phymatotrichum omnivorum**, TX.

ROT, Stem. **Sclerotinia sclerotiorum**, CT.

RUST. **Coleosporium asterum** (II, III); **Puccinia asteris** (III), general; **P. dioicae** var. **asteris** (0, I); II, III on sedge; **P. grindeliae** (III), CO, KS, NV, WY; **P. stipae** (0, I), CO, IA, KS, NE, ND, SD; **Uromyces compactus**, AZ, NM, TX; **U. junci** (0, I), NH.

SMUT, White. **Entyloma aster-seriaceanum**, WI; **E. compositarum**, ME, MA, SD, WI.

VIRUS. **Aster Chlorotic Stunt; Mosaic**. Unidentified, CA.

VIRUS. **Tomato Spotted Wilt**, CA.

WILT. **Verticillium albo-atrum**, CT.

---

## ASTILBE

POWDERY MILDEW. **Erysiphe polygoni**, MA.

ROT, Petiole. **Sclerotium rolfsii** var. **delphinii**, IA.

WILT. **Fusarium** sp., WA.

VIRUS. **Tobacco Ringspot**, MN.

---

## ASTRAGALUS

RUST. **Uromyces punctatus**, ID, OR.

---

## AUBRIETTA

VIRUS. **Tomato Spotted Wilt**, PA.

---

## AUCUBA (Gold-Dust Tree)

ANTHRACNOSE; Leaf Spot. **Gloeosporium** sp. (*Glomerella cingulata*), NJ, PA, SC, WA. Probably includes reports of *Colletotrichum pollaci*, MS, NJ.

LEAF SPOT. **Pestalotia aucubae**, secondary; **Phyllosticta aucubae**, CA, MS, SC.

ROT, Root. **Phytophthora cinnamomi**, **P. citricola**, NC.

VIRUS. **Tobacco Mosaic**, Aucuba strain.

WILT. **Verticillium albo-atrum**, NJ.

---

### **AUTUMN CROCUS (*Colchicum*)**

BLIGHT; Leaf Spot. **Botrytis elliptica**, WA.

SMUT, Leaf. **Urocystis colchici**, DE, NY, OH, PA, WA.

VIRUS. **Tobacco Ring Spot Virus**, MD.

---

### **AVOCADO (*Persea americana*)**

ANTHRACNOSE; Leaf and Fruit Spot; Black Rot. **Glomerella cingulata**, general.

BACTERIAL CANKER. **Xanthomonas campestris**, CA.

BACTERIAL Crown Gall. **Agrobacterium tumefaciens**, CA.

BACTERIAL Fruit Blast. **Pseudomonas syringae**, CA.

BLACK MILDEW. **Irene perseae**, FL.

BLACK STREAK. No causal agent has been identified, FL.

BLIGHT, Seedling. **Sclerotium rolfsii**, FL; **Phytophthora palmivora**, FL.

BLOTCH, Fruit Spot. **Cercospora perseae**, FL; **C. purpurea**.

CANKER, Branch; Dothiorella Fruit Rot. **Botryosphaeria ribis** var. **chromogena**, CA.

LEAF SPOT. **Phyllosticta micropuncta**, AL, FL.

LEAF SPOT; Algal; Green Scurf. **Cephaleuros virescens**, FL.

LEAF SPOT; Fruit Spot; Seedling Blight. **Pestalotia** spp., general.

LEAF SPOT; Smudgy Spot on Twigs. **Helminthosporium** sp., CA.

NEMATODE, Burrowing. **Radopholus similis**, FL.

NEMATODE, Dagger. **Xiphinema americanum**.

NEMATODE, Meadow. **Pratylenchus brachyurus**; **P. vulnus**.

NEMATODE, Root Knot. **Meloidogyne** sp., resistant to.

NEMATODE, Stubby Root. **Trichodorus christiei**.

NONPARASITIC. **Carapace Spot**. Abrasion of young fruits.

**Dieback**. Copper deficiency.

**End Spot**. Dessication of young fruits; overmaturity.



**Little Leaf; Rosette.** Zinc deficiency.

**Melanorhiza.** Defective drainage and aeration.

**Mottle Leaf.** Nutritional deficiency.

**Tipburn.** Sometimes salt accumulation in poorly drained soil.

ROT, Blue Mold. **Penicillium expansum**, CA.

ROT, Collar; Trunk Canker. **Phytophthora cactorum** CA; **P. parasitica** FL; **Sclerotinia sclerotiorum**, CA.

ROT, Fruit. **Diplodia theobromae**, FL; **Phomopsis** sp., FL, TX; **Phytophthora citrophthora**, CA; **P. citricola**, CA; **Rhizopus nigricans**; **Alternaria** sp.; **Fusarium** sp.

ROT, Root. **Armillaria mellea**, CA; **Clitocybe tabescens**, FL; **Phymatotrichum omnivorum**, TX; Dematophora Rot, **Rosellinia necatrix**.

ROT, Root; Decline. **Phytophthora cinnamomi**, CA; **Pythium** spp., CA.

ROT, Seed and Root. **Rhizoctonia solani**, CA.

SPOT ANTHRACNOSE; Scab. **Sphaceloma perseae**, FL, TX.

VIRUS. **Avocado Sun Blotch**, CA; **Avocado 3 Alphacryptovirus.**, CA, black streak.

WILT. **Verticillium albo-atrum**, CA, FL.

Avocado scab may cause heavy damage in susceptible varieties of West Indian stock. Cercospora blotch attacks both leaves and fruit. Decline, root rot, is most serious in wet soils, killing trees if they are waterlogged 6 to 8 days.

---

## AZALEA (*Rhododendron*)

ANTHRACNOSE. **Colletotrichum** sp., LA.

BLIGHT, Bud and Twig. **Briosisia azaleae** (*Pycnostysanus*), MA, NH, NJ, NC.

BLIGHT, Cutting. **Cylindrocladium scoparium**, AL, FL, NY, OH; **C. flori-danum**. BLIGHT, Flower; Seedling. **Botrytis cinerea**, often after frost, cosmopolitan; **Alternaria tenuis**; **Cladosporium herbarum**; **Epicoccum purpurascens**.

BLIGHT, Foliar. **Phytophthora foliarum**, TN.

BLIGHT, Petal; Flower Spot. **Ovulinia azaleae**, AL, CA, FL, GA, LA, MD, MS, NC, PA, SC, TX, VA; also NY, NJ in greenhouses.

BLIGHT, Shoot. **Monilinia azaleae**, GA, MA, NY.

BLIGHT, Shoot and Stem. **Phytophthora citrophthora**, **P. citricola**, **P. nicotianae** var. **parasitica**, FL, OH.

BLIGHT, Thread. **Pellicularia koleroga**, LA.

CANKER, Stem. **Gloeosporium** sp., OR. **Phomopsis** sp., SC.

DAMPING-OFF, Leaf Blight. **Rhizoctonia solani**, cosmopolitan.

DODDER. **Cuscuta** sp., FL, SC.

GALL, Leaf; Shoot Hypertrophy. **Exobasidium vaccinii**, general; **E. burttii**, **Yellow Leaf Spot**, ID, NJ, OR, WA; **Synchytrium vaccinii**, NJ.

LEAF SCORCH; Angular Leaf Spot. **Septoria azaleae**, widespread; severe in CA.

LEAF SPOT. **Cercospora rhododendri**, MD; **Pestalotia** spp., general but secondary; **Phyllosticta** sp.; **Ramularia angustata**, MS, NY; **Colletotrichum azaleae**, FL; **Septoria solitaria**, CA, OR, TX; Tar Spot, **Melasmia menziesii**, WA; **Corynespora cassicola**, GA, FL.

NONPARASITIC. **Chlorosis**. Usually iron deficiency, general in alkaline soils, sometimes defective drainage.

NEMATODE, Leaf. **Aphelenchoides fragariae**, FL.

NEMATODE, Root Knot. **Meloidogyne incognita**.

NEMATODE, Spiral. **Helicotylenchus nannus**; **Rotylenchus robustus**.

NEMATODE, Stubby Root. **Paratrichodorus christiei**; **Trichodorus primitivus**.

NEMATODE, Stunt. **Tylenchorhynchus claytoni**.

POWDERY MILDEW. **Erysiphe azaleae**, LA; **Erysiphe polygoni**, CA, NJ; **Microsphaera alni**, GA, NJ, NY, PA, RI, VA.

ROT, Root. **Armillaria mellea**, CA, NJ, WA; **Clitocybe tabescens**, FL; **Phymatotrichum omnivorum**, TX; **Pythium** spp.; **Phytophthora lateralis**, NC.

ROT, Root and Stem; Wilt. **Phytophthora cinnamomi**, AL, MD, MO.

RUST. **Pucciniastrum myrtilli** (II, III), ME to FL, TX; 0, I on hemlock.

VIRUS. **Tomato Spotted Wilt**, PA.

WILT. **Cylindrocarpon radicola**, MA.

Azalea flower spot or petal blight devastates azalea blooms in the South in rainy or foggy weather starting when buds show color. Bud and twig blight has killed some shrubs in Massachusetts. Leaf galls are unsightly but not too serious. Leaf scorch may be prevalent in a rainy season. Powdery mildew is common on deciduous azaleas in late summer.

---

## AZARA

ROT, Stem. **Sclerotium rolfsii**, CA.

---

## BABIANA

VIRUS. **Iris Mosaic**, CA.

---

## BALD CYPRESS (*Taxodium*)

BLIGHT, Twig. **Pestalotia funerea**, TX.

CANKER, Felt Fungus. **Septobasidium** spp., LA.

ROT, Brown Pocket Heart. **Fomes geotropus**, cause of “pecky cypress,” FL to LA; **F. extensus**; **Ganoderma applanatum**.

ROT, Root. **Phymatotrichum omnivorum**, TX.

ROT, Wood. **Lenzites** spp., **Polyporus** spp., **Poria** spp.

---

## BALM (*Melissa*)

BLIGHT, Gray Mold. **Botrytis cinerea**, AK.

LEAF SPOT. **Phyllosticta decidua**, NY.

---

## BALSAM-APPLE, BALSAM-PEAR (*Momordica*)

ANTHRACNOSE. **Colletotrichum lagenarium**, IN.

DOWNY MILDEW. **Pseudoperonospora cubensis**, IA.

LEAF SPOT; Blight. **Ramularia momordicae**, TX.

NEMATODE, Burrowing. **Radopholus similis**, FL.

NEMATODE, Root Knot. **Meloidogyne** sp., FL.

POWDERY MILDEW. **Golovinomyces cichoracearum**, WI.

---

## BALSAM-ROOT (*Balsamorhiza*)

LEAF SPOT. **Septoria** sp., WA.

NEMATODE, Leaf Gall. **Anguina balsamophila**, UT.

POWDERY MILDEW. **Golovinomyces cichoracearum**, WY.

RUST. **Puccinia balsamorhizae** (0, I, II, III), general.

---

## BAMBOO (*Bambusa*, *Phyllostachys*)

BLACK MILDEW. **Meliola tenuis**.

BLIGHT, Tip. **Diplodia bambusae**, LA, TX.

LEAF MOLD. **Cladosporium gramineum**, OR, SC.

LEAF SPOT. **Helminthosporium** sp., FL; **Mycosphaerella** sp., CA; Culm Spot, **Selenophoma donacis**, CA.

NEMATODE, Burrowing. **Radopholus similis**, FL.

RUST. **Puccinia melanocephala** (II, III), FL, GA, MS, TX; **Uredo ignava** (II), FL, GA.

RUST. **Uromyces costaricensis**, FL. on Wild Bamboo (*Lasiacis divaricata*).

SMUT. **Ustilago shiraiana**, CA, FL, LA, TX.

VIRUS. **Bamboo Mosaic**, CA; **Sugarcane Mosaic Virus**, LA, on *Arundinaria gigantea*.

---

### **BANANA, DWARF (*Musa nana*)**

ANTHRACNOSE; Fruit Rot. **Gloeosporium musarum**, FL, TX.

BACTERIAL Leaf Blight. **Pseudomonas solanacearum**, FL.

BLACK SIGATOKA. **Mycosphaerella fijiensis**, FL; Grand Bahama Island, Puerto Rico.

NEMATODE, Burrowing. **Radopholus similis**, FL, LA.

NEMATODE, Lesion. **Pratylenchus musicola**, FL.

NEMATODE, Root Knot. **Meloidogyne** spp., FL, TX.

ROT, Root. **Clitocybe tabescens**, FL.

VIRUS. **Cucumber Mosaic**, FL.

WILT. **Fusarium oxysporum** f. sp. **cubense**, FL.

---

### **BANANA SHRUB (*Michelia figo*)**

POWDERY MILDEW. **Oidium** sp., LA.

---

### **BANEERRY, COHOSH (*Actaea*)**

LEAF SPOT. **Ascochyta actaeae**, WI; **Ramularia actaeae**, CO, IA, NM, VT, WI.

RUST. **Puccinia recondita** (0, I), NY to VA, IL, WA; II, III on grasses.

SMUT, Leaf and Stem. **Urocystis carcinodes**, ID, PA, UT, WV.

---

## BAPTISIA (False Indigo)

LEAF SPOT. *Cercospora velutina*, IL, KS, WI; *Marssonina baptisiae*, IA; *Septoria baptisiae*, SC, TX; *Stagonospora baptisiae*, SC.

POWDERY MILDEW. *Erysiphe polygoni*, prevalent; *Microsphaera alni*, WI.

ROT, Root. *Armillaria mellea*, CA; *Phymatotrichum omnivorum*, TX.

RUST. *Puccinia andropogonis*, KS, NE, NC, OK.

---

## BARBERRY (*Berberis*)

BACTERIAL Leaf Spot. *Pseudomonas berberidis*, general.

BLIGHT, Gray Mold. *Botrytis cinerea*, CA, MO.

CANKER; DIEBACK. *Botryosphaeria ribis*, FL.

DAMPING-OFF. *Pythium debaryanum*, CA.

LEAF SPOT. *Gloeosporium berberidis*, CT, MA, MN, OH, WI; *Phyllosticta berberidis*, KY.

NEMATODE, Root Knot. *Meloidogyne hapla*.

NEMATODE, Spiral. *Rotylenchus buxophilus*.

POWDERY MILDEW. *Erysiphe polygoni*; *Phyllactinia corylea*, MA, VT.

ROT, Heart. *Poria punctata*, MD.

ROT, Root. *Phymatotrichum omnivorum*, TX.

RUST. *Cumminsia sanguinea* (0, I, II, III), OR; *Puccinia koeleriae* (0, I); II, III on *Koehleria*; *P. montanensis* (0, I); II, III on grasses.

RUST, Wheat, *Puccinia graminis* (0, I), general; II, III on cereals and grasses.

VIRUS. *Tomato Spotted Wilt*, PA.

WILT. *Verticillium albo-atrum*, CT to VA, IL, MI.

All interstate movement of barberry is under quarantine because of the wheat rust, but resistant cultivars may be shipped under permit. Common barberry is eradicated near wheat fields; Japanese barberry is resistant to rust.

---

## BARLEY

ERGOT. *Claviceps purpurea*, ND.

---

### **BARREN-STRAWBERRY (*Waldsteinia*)**

LEAF SPOT. **Ramularia waldsteiniae**, WI; **Septoria waldsteiniae**, MI, NY, VT.

RUST. **Puccinia waldsteiniae**, ID, MI, NY, VT, WI.

SMUT. **Urocystis (*Whetzella*) waldsteiniae**, NY, WI.

---

### **BARRENWORT (*Epimedium*)**

VIRUS. **Tobacco Rattle**, MA, MI, MN.

---

### **BASIL (*Ocimum*)**

BACTERIAL Leaf Spot. **Pseudomonas cichorii**, LA; **P. viridiflava**, CA.

NONPATHOGENIC. Hydroponically grown chlorosis (interveinal), CO<sub>2</sub>-enrichment, IL.

NEMATODE, Root Knot. **Meloidogyne** sp., FL; **M. incognita acrita**, CA.

ROT, Basal. **Rhizoctonia solani**, HI.

ROT, Root. **Phytophthora dreschleri**, NC; **Pythium irregulare**, FL.

ROT, Stem. **Sclerotinia sclerotiorum**, LA, also dieback, CA; **S. minor**, CA, also crown.

SPOT, Black. **Colletotrichum gloeosporioides**, FL.

VIRUS. **Bromegrass Mosaic Virus**, general, IA, SD; **Tomato Spotted Wilt**, LA, PA.

WILT. **Fusarium oxysporum** f. sp. **basilicum**, CA, FL, HI, LA, MD, MA, SC; **Sclerotinia sclerotiorum**.

---

### **BAUHINIA (Orchid-Tree, Mountain Ebony)**

LEAF SPOT. **Colletotrichum** sp., TX; **Phyllosticta** sp., FL.

POWDERY MILDEW. **Microsphaera diffusa**, MD.

---

### **BAYBERRY (*Myrica carolinensis*)**

LEAF SPOT. **Mycosphaerella myricae**, GA, MS; **Phyllosticta myricae**, NY.

RUST. **Gymnosporangium ellisii** (0, I), MA to NY, VA; III on *Chamaecyparis*.

VIRUS. **Bayberry Yellows**, NJ.

---

### BEAN, ADZUKI (*Phaseolus angularis*)

BACTERIAL Stem Rot. **Pseudomonas adzukicola**, MN.

---

### BEAN, FABA (*Vicia*)

VIRUS. **Bidens Mottle**, FL.

---

### BEAN, KIDNEY, LIMA (*Phaseolus vulgaris*, *P. limensis*)

ANTHRACNOSE. **Colletotrichum lindemuthianum**, general in East, race 73, ND; **C. truncatum**, PA to AL, IA, TX.

BACTERIAL Blight. **Xanthomonas phaseoli**, general in East, rare Pacific Coast.

BACTERIAL Halo Blight; Grease Spot. **Pseudomonas syringae** pv. **phaseolicola**, general in East, rare on Pacific Coast.

BACTERIAL Northern Wilt. **Clavibacter flaccumfaciens**, Northeast.

BACTERIAL Pink Seed. **Erwinia rhapontici**, Alberta, Canada.

BACTERIAL Stem Rot. **Pseudomonas adzukicola**, MN.

BACTERIAL Soft Rot. **Erwinia carotovora**, cosmopolitan in market.

BACTERIAL Southern Wilt; Brown Rot. **Pseudomonas solanacearum**, AL, FL, GA, OK.

BACTERIAL Spot, Leaf and Pod. **Pseudomonas syringae**, widespread.

BACTERIAL "Stickiness". **Pseudomonas coadunata**, CA; **P. ovata**, VA.

BACTERIAL "Wildfire". **Pseudomonas syringae** pv. **tabaci**, MA, NC.

BACTERIAL Wilt. **Curtobacterium flaccumfaciens** subsp. **flaccumfaciens**, ND; Alberta, Canada, NE.

BLIGHT, Ashy Stem; Charcoal Rot. **Macrophomina phaseoli**, MD to GA, CA, CO.

BLIGHT, Gray Mold. **Botrytis cinerea**, occasional.

BLIGHT, Phytophthora. **Phytophthora capsici**. IL; **Choanephora cucurbitarum**, FL.

BLIGHT, Pod. **Diaporthe phaseolorum**, CT to FL, LA, OH, OK, on lima bean.

BLIGHT, Southern. **Sclerotium rolfsii**, VA to FL, AR, CA, TX.

DAMPING-OFF. **Pythium ultimum**; **P. debaryanum**; **Rhizoctonia solani**.

DOWNY MILDEW. **Phytophthora phaseoli**, on lima bean, East, central states; **P. capsici**, DE, MD, NJ.

LEAF AND POD SPOT. **Ascochyta boltshauseri**, NC, OR, PA; **A. phaseolorum**, WA; **Bipolaris sorokinearria**, WI.

LEAF AND STEM DISEASE. **Cercospora zebrina** (clover isolate), NC.

LEAF SPOT. **Alternaria** spp.; **Aristastoma oeconomicum**, GA, VA; **Cercospora canescens**, southeastern states to NY; **Epicoccum** sp., secondary on lima bean; **Isariopsis griseola**, Angular Leaf Spot, ME to FL, OK, TX; **I. laxa**, IN, NJ; **Mycosphaerella cruenta**, NJ to FL, AR, TX, WI; **Phyllosticta phaseolina**, NY to FL, IN, TX; **Stemphylium botryosum**; **Stagonospora phaseoli**, TN.

LEAF SPOT, White. **Pseudocercospora albida**, MN.

LEAF SPOT, Zonate. **Cristulariella pyramidalis**, WV.

NEMATODE, Awl. **Dolichodorus heterocephalus**.

NEMATODE, Hop Cyst. **Heterodera humuli**, OR; **H. glycines**, soybean cyst, IL.

NEMATODE, Root Knot. **Meloidogyne arenaria**; **M. hapla**; **M. incognita**; **M. javanica**; Root Lesion, **Pratylenchus pratensis**.

NEMATODE, Stubby Root. **Trichodorus christiei**.

NEMATODE, Stunt. **Tylenchorhynchus claytoni**.

NONPARASITIC. **Baldhead**. Mechanical injury to seed growing point.

**Blossom Drop**. High temperature, low humidity.

**Bronze Leaf**. Excessive salt concentration, CO, MT, WY.

**Chlorosis**. Deficiency of: Copper, FL; Magnesium, FL, MA, SC, VA; Manganese, FL; Zinc, CA, FL. Soil alkalinity, West.

**Ozone Injury**. Air pollution.

**Seed Pitting**. Plant bug injury.

**Variation**. Genetic leaf abnormality.

**Wind Whip**.

POD SPOT, Seed Mold. **Cladosporium herbarum**, on lima bean, CA, FL.

POD SPOT, Yeast Spot. **Nematospira phaseoli**, on lima bean; **Pullularia pullulans**, NY.

POWDERY MILDEW. **Erysiphe polygoni**, East, South, CA; **Microsphaera diffusa**, GA, IL, MD; **M. euphorbiae**, IL.



- ROT, Black Root. **Thielaviopsis basicola**, AL, CA, NH, NJ, NY.
- ROT, Brown Stem. **Cephalosporium gregatum**, IL.
- ROT, Root. **Fusarium solani** f. sp. **phaseoli**, general; **Phoma terrestris**, secondary, CA; **Phymatotrichum omnivorum**, AZ, OK; **Pythium arisatorum**, WI; **P. catenulatum**, WI; **P. dissotocum**, WI; **Pythium** spp., widespread; **Aphanomyces eutiches**, NY.
- ROT, Root and Stem; Web Blight. **Pellicularia filamentosa**, general.
- ROT, Soft. **Rhizopus stolonifer** and **Pythium aphanidermatum**, leak, of market beans.
- ROT, Stem; Wilt. **Sclerotinia sclerotiorum**, general, especially in South and West; **S. minor**; **S. ricini**; **S. intermedia**, in market beans. **Pythium myriotylum**, FL, GA, SC; **Marasmius** spp., NE.
- RUSSET. **Plectosporium tabacinum**, MD, NY.
- RUST. **Uromyces phaseoli** var. **typica**, II, III, general; 0, I, rare; **U. appendiculatus** var. **appendiculatus** (= **U. phaseoli**), CO, NE; **Phakopsora pachyrhizi**, FL.
- STEM NECROSIS, Decline. **Phytophthora capsici**, MI.
- SPOT ANTHRACNOSE; Lima Bean Scab. **Sphaceloma phaseoli**, NC.
- VIRUS. **Alfalfa Mosaic**, WA.
- VIRUS. **Bean Common Mosaic**, ID, NY, WA; **Bean Common Mosaic Necrosis**, CA.
- VIRUS. **Bean Mosaic**, general; **Southern Bean Mosaic**, CA, CO, LA, MD, MI; **Bean Pod Mottle**; **Bean Phyllody**; **Bean Red Node**; CO, ID, MS, WY; **Bean Yellow Mosaic**, ND; **Bean Yellow Stipple**, IL; **Bean Yellow Dot** = **Alfalfa Mosaic**, WA; **Beet Curly Top**, West; **Cucumber Mosaic**; **Tobacco Necrosis**; **Tobacco Ring Spot**; **Bean Golden Mosaic**, FL; **Cowpea Chlorotic Mottle**, IL; **Clover Proliferation Subgroup A Phytoplasma**, WA.
- VIRUS. **Bromegrass Mosaic**, general, IA, SD, on Broad Bean (*Vicia fava* var. *minor*); **Clover Yellow Vein**, CA.
- VIRUS. **Lettuce Mosaic**, NY.
- VIRUS. **Lima Bean Mild Mottle**, GA.
- VIRUS. **Potato Virus X**, work at the University of Wisconsin on *P. lathyroides*, *P. lunatus*, *P. aboriginens*, *P. vulgaris* "Pinto"; **Peanut Stunt**, AR; **Peanut Mottle**, WA.
- WILT; Yellows. **Fusarium oxysporum** f. sp. **phaseoli**, CA, CO, ID, MT; **F. oxysporum** f. sp. **vasinfectum**, AL, FL.

Anthracnose and bacterial blight, often erroneously called “rust,” are common and destructive bean diseases best avoided by purchasing healthy seed grown in disease-free arid sections of California and the Northwest. True rust is prevalent in the Southwest and sometimes in the East on susceptible Kentucky Wonder pole beans. Use resistant varieties; clean and disinfest poles each season.

Downy mildew is common on lima beans in moist summers. Resistant varieties are the best solution to virus problems. Avoid picking or cultivating beans when foliage is wet.

---

### **BEAN, MUNG (*Phaseolus aureus*)**

ROT, Sprout. *Cylindrocephalum* sp., WA.

---

### **BEAN, SCARLET RUNNER (*Phaseolus coccineus*)**

ANTHRACNOSE. *Colletotrichum lindemuthianum*, NY.

BACTERIAL Blight. *Xanthomonas phaseoli*, IN, NJ, TX.

BACTERIAL Halo Spot. *Pseudomonas phaseolicola*, NY.

LEAF SPOT. *Ascochyta boltshauseri*, OR; *Cercospora cruenta*, AL.

POWDERY MILDEW. *Erysiphe polygoni*, CA.

ROT, Root. *Fusarium solani* f. sp. *phaseoli*, NY.

RUST. *Uromyces phaseoli* (II, III), AL, MA, NH; *Phakopsora pachyrhizi*, FL.

---

### **BEAN, TEPARY (*Phaseolas acutifolius*)**

BLIGHT, Southern. *Sclerotium rolfsii*, AL.

POWDERY MILDEW. *Erysiphe polygoni*, CA.

ROT, Root. *Fusarium solani*, CA; *Phymatotrichum omnivorum*, TX.

RUST. *Uromyces phaseoli* (II, III), CA, TX.

VIRUS. Beet Curly Top, CA.

---

### **BEAN, ASPARAGUS, YARDLONG (*Vigna sesquipedalis*)**

BACTERIAL Spot. *Pseudomonas syringae*, IN, NY.

LEAF SPOT. *Mycosphaerella cruenta*, VA.

LEAF SPOT; Pod Spot. **Cladosporium vignae**, IN.

POWDERY MILDEW. **Erysiphe polygona**, CA.

VIRUS. **Potato Virus X**, work at the University of Wisconsin on *V. unguiculata* spp. *cylindrica* "Catjang," *V. unguiculata* spp. *sesquipedalis*, *V. unguiculata* spp. *unguiculata*.

---

## BEAN, URD (*Vigna*)

BACTERIAL Leaf Spot; Stem Collapse. **Pseudomonas syringae** pv. *syringae*, ID.

VIRUS. **Cowpea Mosaic**, NY.

---

## BEARBERRY (*Arctostaphylos uva-ursi*)

BLACK MILDEW. **Asterina gaultheriae**, WI; **A. conglobata**, ME.

GALL, Leaf; Red Leaf Spot. **Exobasidium vaccinii**, CO, ID, MA, MT, NJ, NY, VT, WI.

LEAF SPOT. **Cercospora gaultheriae**, WI.

RUST. **Chrysomyxa arctostaphyli** (III), AK, CO, MT, UT, WI; **Puccinia sparsum** (II, III), WI.

---

## BEAUTY-BUSH (*Kolkwitzia*)

LEAF SPOT. **Cercospora kolkwitziae**, AL, OK.

---

## BEECH (*Fagus*)

BROOMRAPE. **Conophilis americana**; **Epifagus virginiana**, beechdrops.

CANKER, Beech Bark Disease. **Nectria coccinea** var. **faginata**, associated with woolly beech scale, destructive northern New England and NY, OH; **N. galligena**, New England, MI, NY, NC, PA, WV; **Cryptococcus fagesuiga**, OH, VA.

CANKER, Bleeding. **Phytophthora cactorum**. MA, NY, RI.

CANKER; DIEBACK. **Cytospora** spp.; **Strumella coryneoides**, New England; **Phomopsis** sp., MI, NY, PA.

CANKER, Felt Fungus. **Septobasidium** spp.; **S. cokeri**, **S. curtisii**, FL, NC.

CANKER, Perennial. **Endothia gyrosa**, NY.

LEAF SPOT. **Cercospora** sp., NY; **Gloeosporium fagi**, CT to WI; **Microstroma** sp., IL, NJ; **Phyllosticta faginea**, MA to WV.

MISTLETOE. **Phoradendron serotinum (flavescens)**, occasional VT to IN and southward.

NONPARASITIC. **Leaf Scorch**, common in Northeast but cause unknown, associated with high temperature and water deficiency;

**Leaf Mottle**, cause unknown, virus suspected, CT, NJ, NY, PA.

POWDERY MILDEW. **Microsphaera alni**, MA to AL, WI; **Phyllactinia corylea**, New England to AL, IL, WI.

ROT, Heart, Butt, Wound. **Fomes** spp.; **Ganoderma applanatum**; **Polyporus** spp.; **Schizophyllum commune**; **Stereum** spp.

ROT, Mushroom Root. **Armillaria mellea**, CT, NJ, NY, OH.

ROT, Sapwood. **Hericium** spp.; **Ustulina deusta**.

ROT, Wood. **Daedalea** spp.; **Daldinia** spp.; **Lenzites betulina**, widespread.

SOOTY MOLD. **Scorias spongospora**, MA to AL, MO.

---

## **BEET (*Beta vulgaris*)**

BACTERIAL, symptomless. **Clavibacter sepedonicum**, ND.

BACTERIAL Black Streak. **Pseudomonas syringae** pv. **aptata**, CA, OR, UT, WA.

BACTERIAL Crown Gall. **Agrobacterium tumefaciens**, occasional.

BLIGHT, Foliage. **Thanatephorus cucumeris**, MN.

BLIGHT, Phytophthora. **Phytophthora**, IL.

BLIGHT, Southern. **Sclerotium rolfsii**, NC to FL, AZ, CA, TX.

DAMPING-OFF. **Pythium** spp.; **Rhizoctonia solani**, general.

DODDER. **Cuscuta** spp., occasional when beets follow legumes.

DOWNY MILDEW. **Peronospora schachtii**, CA, MN, NJ, NY, OR, WA.

LEAF SPOT. **Alternaria** sp., general, secondary; **Gloeosporium betae**, MS, MT; **Ramularia beticola**, CA, OR, WA; **Septoria betae**, DE, IN, MA, OH.

LEAF SPOT; Blight. **Cercospora beticola**, general.

NEMATODE, Leaf and Stem. **Ditylenchus dipsaci**, KS.

NEMATODE, Root Knot. **Meloidogyne arenaria**; **M. javanica**; **M. chitwoodi**, Pacific NW; **M. hapla**, Pacific NW; Sugar-beet, **Heterodera schachtii**; Clover Cyst, **H. trifolii**; Gall, **Nacobbis batatiformis**.

- NEMATODE, Sheath. **Hemicycliophora obtusa**. Sting, **Belonolaimus gracilis**; Stubby Root, **Trichodorus christiei**; Lesion, **Pratylenchus penetrans**.
- NONPARASITIC. **Black Heart**. Boron deficiency, general; phosphorus deficiency, occasional.  
**Bronzing**. Potassium deficiency occasional.  
**Chlorosis**. Alkalinity, iron, manganese deficiency.  
**Girdle**. Strangling constriction of tap root.  
**Tipburn**. Black tips, from high nitrogen with low light intensity.
- POWDERY MILDEW. **Erysiphe polygoni**, CA.
- ROT, Black Heart. **Phoma betae**, general, occasional as leaf spot.
- ROT, Black Root. **Aphanomyces cochlioides**, general.
- ROT, Charcoal. **Macrophomina phaseoli**, CA.
- ROT, Crown. **Sclerotinia sclerotiorum**, CT, IL.
- ROT, Root. **Phytophthora drechsleri**, CA, CO, ID; **P. cryptogea**, WY; **Physalospora rhodina**, AL; **Phymatotrichum omnivorum**, TX; **Pythium deliense**, AZ, TX; **Rhizopus arrhizus**, WY; **Fusarium oxysporum** f. sp. **betae**, CO, MT.
- ROT, Violet Root. **Helicobasidium purpureum**, occasional.
- ROT, Wound, Storage. **Aspergillus fumigatus**, MI; **Rhizopus** spp., cosmopolitan; **Cylindrocarpon radicolica**, NY; **Penicillium** spp.; **Fusarium** spp.
- RUST. **Puccinia aristidae** (0, I), CO, KS, NM, UT; II, III on grasses; **Uromyces betae** (II, III), AZ, CA, NM, OR.
- SCAB. **Streptomyces scabies**, widespread.
- SCAB, Acid. **Streptomyces acidiscabies**, ME.
- VIRUS. **Beet Black Scorch**, CO; **Beet Curly Top**; **Beet Latent**; **Beet Mosaic**; **Beet Pseudo-Yellows**; **Beet Ring Mottle**; **Beet Savoy**; **Beet Yellow Net**; **Beet Yellows**; **Beet Yellow Vein**; **Cucumber Mosaic**; **Beet Necrotic Yellow Vein**, CA, NE, TX, WA; **Beet Necrotic Yellow Vein** (Vector, *Polymyxa beta*, **Rhizomania** disease), CA, MN, TX, WA; **Beet Western Yellows**, CA; **Lettuce chlorosis**, CA; **Lettuce Infectious Yellows**, AZ, CA; **Beet Distortion Mosaic**, CA; **Beet 2 Alphacryptovirus**; **Lettuce Speckles Mottle**, CA; **Beet Soilborne**; **Beet Soilborne Mosaic**, MN.
- WHITE RUST. **Albugo bliti**, IA, OH.
- WILT. **Verticillium albo-atrum**, CO.

WILT; Yellows. **Fusarium conglutinans** (**F. orthoceras**) var. **betae**;  
**F. graminearum** (sugar beets) MN, WY.

Most of the troubles are more important for commercially grown sugar beets. Cercospora leaf spot or blight is common on garden beets although spraying is not often practical. Boron deficiency can be prevented by treating soil with borax.

---

### **BEGGARWEED, FLORIDA (*Desmodium tortuosum*)**

RUST. **Phakopsora pachyrhizi**, GA.

---

### **BEGONIA**

BACTERIAL Crown Gall. **Agrobacterium tumefaciens**, CT, MS, TX.

BACTERIAL Spot. **Xanthomonas begoniae**, general.

BLIGHT, Gray Mold. **Botrytis cinerea**, cosmopolitan.

LEAF SPOT, Anthracnose. **Gloeosporium** sp., FL, LA, MA, MS, NJ, TX;  
**Cercospora** sp., FL, GA, MS, NJ, TX; **Penicillium bacillosporium**,  
secondary; **Phyllosticta** sp., NJ, PA.

NEMATODE, Leaf. **Aphelenchoides fragariae**, cosmopolitan in greenhouses; Lesion, **Pratylenchus** sp.

NEMATODE, Root Knot. **Meloidogyne** spp., cosmopolitan in gardens in the South, greenhouses in the North.

NONPARASITIC. **Oedema**. A water-soaked spotting, frequent in house plants.

POWDERY MILDEW. **Golovinomyces cichoracearum**, CA; **Oidium** sp., CA, FL, NC; **Oidium begoniae**, OH.

ROT, Root. **Armillaria mellea**, CA; **Thielaviopsis basicola**, MA, OH.

ROT, Root and Stem. **Pythium** spp., CA, MO; **Rhizoctonia solani**, cosmopolitan; **Sclerotinia sclerotiorum**, CA; **Sclerotium rolfsii**, IL.

VIRUS. **Impatiens Necrotic Spot**, NC; **Tomato Spotted Wilt**, CA, MO, OK, TX; **Broad Bean Wilt**, MN.

WILT. **Verticillium albo-atrum**, CT, NY; **Fusarium foetens**, CT.

The dry air of the average living room keeps leaf diseases at a minimum. Overwatering may foster root rots and physiological oedema. In greenhouses Botrytis blight, bacterial spot, leaf nematode, and Pythium rots may become problems. Powdery mildew is serious on tuberous begonias.

---

## BELLS-OF-IRELAND (*Molucella*)

LEAF SPOT. *Cercospora apii*, CA.

ROT, Crown. *Myrothecium* sp., TX.

---

## BIDENS (*Bur-Marigold*)

BACTERIAL, MLO. *Aster Yellows*, CA.

POWDERY MILDEW. *Sphaerotheca macularis*, general.

RUST. *Uromyces bidenticola* (0, I, II, III), CA, FL, NM.

VIRUS. *Bidens Mottle*, FL.

---

## BIGNONIA (*Crossvine*)

BLACK MILDEW. *Asterina bignoniae*, LA; *Meliola bidentata*, Gulf states;  
*M. furcata*, FL.

LEAF SPOT. *Cercospora capreolata*, AL, MS; *Leptostromella bignoniae*,  
TN.

NEMATODE, Root Knot. *Meloidogyne* sp.

SOOTY MOLD. *Capnodium elongatum*, AL, MS.

SPOT ANTHRACNOSE. *Sphaceloma* sp., LA.

---

## BINDWEED, FIELD (*Convolvulus*)

POWDERY MILDEW. *Erysiphe convolvuli* var. *convolvuli*, General, N.  
America.

---

## BIRCH (*Betula*)

ANTHRACNOSE. *Gloeosporium* sp.; *Glomerella cingulata*, VA, on Eur.  
White Birch.

CANKER, Bark Patch. *Aleurodiscus oakesii*, VT; *Solenia ochracea*, cos-  
mopolitan.

CANKER, Bleeding, *Phytophthora cactorum*, NJ.

CANKER, Trunk. *Hymenochaete agglutinans*, MI, PA; *Nectria coccinea*;  
*N. galligena*; Twig Canker, *N. cinnabarina*.

DIEBACK. **Melanconis stilbostoma**, MA to IN on white birch; other species; **Cylindrosporium orthosporum**.

LEAF BLISTER. **Taphrina americana**, witches' broom, NH, VT, WI; **T. carnea**, ME, NH; **T. flava**, ME, MA, NH, WI.

LEAF SPOT. **Gloeosporium betularum**; **G. betulae-luteae**, NY, PA; **Cylindrosporium betulae** DE, NY, WI; **Phyllosticta betulinum**; **Septoria betulicola**; **S. betulae**.

MISTLETOE. **Phoradendron serotinum (flavescens)**, FL, IN, TX; **Viscum album**, CA, on *Betula verrucosa* (Weeping White Birch).

POWDERY MILDEW. **Microsphaera alni**, MA, NH, PA; **Phyllactinia corylea**, widespread.

ROT, Heart. **Fomes** spp.; **Stereum purpureum**; **Polyporus hispidus**.

ROT, Root. **Armillaria mellea**; **Phytophthora cinnamomi**, of seedlings; **Phymatotrichum omnivorum**, TX.

ROT, Sapwood. **Polyporus betulinus**, general on gray and paper birches; **P. gilvus**; **Steccherinum** spp.

ROT, Wood. **Polyporus** spp., **Stereum** spp.; **Daedalea unicolor** and other spp.

ROT, Wound. **Schizophyllum commune**; **Pleurotus serotinus**.

RUST. **Melampsoridium betulinum** (II, III); 0, I on larch.

VIRUS. Dieback, vein clearing, New England.

---

## **BIRD-OF-PARADISE (*Strelitzia*)**

BACTERIAL Leaf Spot; Blight. **Xanthomonas campestris**, FL.

BLIGHT. **Cylindrocladium clavatum**, FL.

---

## **BISCHOFIA**

LEAF SPOT, Algal. **Cephaleuros virescens**, FL.

---

## **BISHOPS-CAP (*Mitella*)**

LEAF SPOT. **Cercospora mitellae**, MI; **Phyllosticta mitellae**, NY, WI; **Ramularia mitellae**, IL, IN, MI, NY; **Septoria mitellae**, MI, WI.

POWDERY MILDEW. **Sphaerotheca macularis**, WI.

ROT, Leaf. **Sclerotium deciduum**, WI.

RUST. **Puccinia heucherae** (III), widespread.



---

**BITTERCRESS (*Cardamine*)**

ROT. *Sclerotinia minor*, NC.

---

**BITTERSWEET (*Celastrus*)**

BACTERIAL Crown Gall. *Agrobacterium tumefaciens*, CT.

CANKER; DIEBACK. *Glomerella cingulata*, NH, NC.

LEAF SPOT. *Ascochyta* sp., CT; *Asteria celastris*, KS, ME, MI; *Cercospora melanochaeta*, IA, KS, NE, ND; *Marssonina* sp., NY; *Phyllosticta celastris*, IL, KS, MA, NY, WV; *Ramularia celastris*, VT to MS, ND, TX.

POWDERY MILDEW. *Microsphaera alni*, WI; *Phyllactinia corylea*, ME to VA, SD, TX.

ROT, Root. *Phymatotrichum omnivorum*, TX.

---

**BIXA (*Annato-Tree*)**

LEAF SPOT. *Cercospora bixae*; *Phyllosticta bixae*.

LEAF SPOT. Algal. *Cephaleuros virescens*, FL.

---

**BLACK BEARBERRY (*Arctous*)**

RUST. *Pucciniastrum sparsum* (II, III), AK.

---

**BLACKBERRY (*Rubus*)**

BACTERIAL Crown Gall. *Agrobacterium tumefaciens*, general; Cane Gall, *A. rubi*, NY, OR, PA, WA, WI; Hairy Root, *A. rhizogenes*, OR.

BLIGHT, Cane. *Gnomonia rubi*, ME, MD, NY, PA, VT; *Leptosphaeria coniothyrium*, NY to NC, TX, WI, Pacific Northwest.

BLIGHT, Spur. *Didymella appianata*, VA, WI.

BLIGHT, Stamen; Dry Berry. *Hapalosphaeria deformans*, OR, WA.

BLIGHT, Thread. *Pellicularia koleroga*, LA.

BLOTCH, Sooty. *Gloeodes pomigena*, MD to NC, IN, TX; *Geastrum polystigmatis*, NC.

CANKER. **Glomerella cingulata**, MD, VA; **Phomopsis** sp., WA; **Botryosphaeria obtusa**, OH; **B. dothidea**, MD; **Leptosphaeria coniothyrium**, OH; **Gnomonia rubi**, OH.

CANKER, Cane Spot. **Ascospora ruborum**, WA.

DOWNY MILDEW. **Peronospora rubi**, MD, WI.

FRUIT SPOT; Fly Speck. **Leptothyrium pomi**, PA to NC, IL.

LEAF SPOT. **Mycosphaerella confusa**, VA to FL, IL, IN, TX; **M. rubi**, NC, WI; **Pezizella oenotherae**, also fruit rot, MD, OH, VA; **Cylindrosporium rubi**, NC, TX; **Phyllosticta** spp., FL, IL, NH; **Septoria darrowi**; **S. rubi**, general.

LEAF SPOT. Algal. **Cephaleuros virescens**, AR, FL, LA.

POWDERY MILDEW. **Sphaerotheca macularis**, CT to MD, IL, MN, Pacific Northwest; **Phyllactinia corylea**, MI.

ROSETTE, Double Blossom. **Cercospora rubi**, NY to FL, CA, TX.

ROT, Gray Mold. **Botrytis cinerea**, general on fruit, bud, shoot.

ROT, Root. **Armillaria mellea**, TX, WA; **Phymatotrichum omnivorum**, TX; **Phytophthora dreschleri**, NC; **Rhizoctonia solani**.

ROT, White Root. **Corticium galactinum**, near apple trees, AR, MD, VA.

RUST, Orange. **Gymnoconia peckiana** (0, I, III), ME to GA and west to Pacific; **Kunkelia nitens** (I), general, more common in South; **Phragmidium violaceum**.

RUST, Yellow Cane. **Kuehneola uredinis** (0, I, II, III), ME to FL, LA, WI.

SPOT ANTHRACNOSE. **Elsinoë veneta**, general.

VIRUS. **Blackberry Dwarfing**; **Blackberry Mosaic**; **Blackberry Variegation**; **Loganberry Dwarf**, OR; **Raspberry Beta-Leaf Curl**; **Red Raspberry Mosaic**, MA to VA, IA, WI, Pacific Northwest; **Raspberry Ringspot**; **Raspberry Streak**, OH, PA, WA; **Tobacco Streak**, OR, WA; **Wineberry Latent**; **Beet Pseudo-Yellows**, AR, NC, SC.

WILT. **Verticillium albo-atrum**, CA, MN, NY, WA.

Sanitation is the best approach to home garden blackberry diseases. Plants with crown gall, orange rust, or virus diseases should be removed and burned, replanting with clean stock.

---

## **BLACKBERRY- LILY (*Belamcanda*)**

LEAF SPOT. **Alternaria** sp., KS, VA; **Didymellina macrospora**, CA, IA, KS, NY OK, VT, VA.

RUST. *Puccinia iridis*, FL.

VIRUS. **Tomato Spotted Wilt**, FL.

---

### **BLADDER-SENNA (*Colutea*)**

BLIGHT, Twig. *Diplodia coluteae*, PA.

POWDERY MILDEW. *Erysiphe polygoni*.

ROT, Root. *Ganoderma* sp., OK; *Phytophthora cactorum*, MO.

RUST. *Uromyces colutea* (II, III), KS.

---

### **BLANKET FLOWER (*Gaillardia grandiflora*)**

POWDERY MILDEW. *Leveillula taurica*, WA.

---

### **BLEEDING-HEART (*Dicentra spectabilis*)**

ROT, Stem. *Sclerotium rolfsii*, NY; *Sclerotinia sclerotiorum*, MN.

VIRUS. **Tobacco Rattle**, MA, MI, MN.

WILT. *Fusarium* sp., NJ.

---

### **BLEEDING-HEART VINE (*Clerodendrin*)**

VIRUS. **Zonate Ring Spot**, FL.

---

### **BLEPHILIA**

LEAF SPOT. *Cercoseptoria blephiliae*, WI; *Septoria menthicola*, WI.

RUST. *Puccinia menthae* (0, I, II, III), IL, IN, IA, MD, MI, MO, TN, WI.

---

### **BLOODROOT (*Sanguinaria*)**

BLIGHT, Gray Mold. *Botrytis cinerea*, NY.

LEAF SPOT. *Cercospora sanguinariae*, MD, MO, NY, PA, TX, WI; *Cylindrosporium circinans*, MD, MO, WI; *Gloeosporium sanguinariae*, OH, TX; *Phyllosticta sanguinariae*, MO, TX, WV.

## BLUEBERRY (*Vaccinium*)

- ANTHRACNOSE. *Gloeosporium* sp., FL, NJ.
- BACTERIAL Canker. *Pseudomonas* sp., OR; *Xanthomonas campestris* pv. *maniotis* (also leaf spot), FL; *X. campestris* pv. *fici* (also leaf spot), FL.
- BACTERIAL Crown Gall. *Agrobacterium tumefaciens*, MA, MI, WA.
- BLACK MILDEW, *Meliola nidulans*, AL, GA.
- BLIGHT, Blossom, Fruit, Twig. *Botrytis cinerea*, CA, ME, MA, NJ, OR, WA; *Diaporthe vaccinii*, ME, MA, NJ.
- BLIGHT, Stem. *Botryosphaeria dothidea* (*B. ribis*), NC; *Phomopsis vaccinii*, NC.
- CANKER, Blight of Stem, MI. *Glomerella cingulata*, *Alternaria* sp., *Sordaria* sp., *Epicoccum* sp., *Tympanis* sp., *Papulospora* sp., *Nectria cinnabarina*, *Coniothyrium* sp., *Pestalotia* sp., *Verticillium* sp., *Godronia cassandrae* f. sp. *vaccinii*, *Phoma* sp., *Dendrophoma* sp., *Diaporthe* (*Phomopsis*) *vaccinii*, *Melanospora* sp., *Pullularia* spp., *Coryneum microstictum*, *Sphaeronema* sp., *Fusarium* spp., *Bispora* sp., *Botrytis cinerea*, *Cephalosporium* sp., *Cylindrocarpon* sp., *Pyrenochaeta* sp.
- CANKER, Cane. *Physalospora corticis*, AL, FL, MS, NC; *Godronia cassandrae*, ME, MI; *Botryosphaeria corticis*, AL, FL, GA, MS, NC; *Coryneum microstictum*, MA, MI.
- CANKER, Twig. *Dothidella vacciniicola*, NC; *Fusicoccum putrefaciens*, ME, MA, MI, *Phomopsis vaccinii*, MI.
- DODDER. *Cuscuta* sp., FL.
- GALL, Red Leaf. *Exobasidium vaccinii*, also fruit green spot, general; *Synchytrium vaccinii*, ME, MS.
- LEAF SPOT. *Gloeocereocospora inconspicua*, GA, MD, NC; *Phyllosticta* sp., AL, GA; *Phyllostictina vaccinii*, GA, MD, MI, NC; *Piggotia vaccinii*, WI; *Discohainesia oenotherae*, NJ, NC; *Ramularia vaccinii*, FL, MD, MI, NJ, NY; *Septoria albopunctata*; *Alternaria tenuissima*, NC; *Cristulariella pyramudates*, MD.
- LEAF SPOT, Double Spot. *Dothichiza caroliniana*, GA, NC.
- LEAF SPOT, Tar. *Thythisma vaccinii*, widespread.
- NEMATODE. *Helicotylenchus* sp.; *Hemicycliophora similis*; *Merlinius joctus*; *Xiphinema americanum*.
- POWDERY MILDEW. *Microsphaera alni* var. *vaccinii*, widespread.

ROT, Berry; Dieback. *Alternaria* sp., MA, NJ, NC; *Glomerella cingulata*, NJ, NY; *Phomopsis vaccinii*, NC.

ROT, Brown; Mummy Berry. *Monilinia vaccinii-corymbosi*, IN, ME, MA, MI, NJ, NY, NC, PA.

ROT, Root. *Phytophthora cinnamomi*, AR, NJ, VA; *P. nicotinae*, VA; *P. palmivora*, VA.

RUST, Witches' Broom. *Pucciniastrum goeppertianum* (III) ME to MN; 0, I on fir; Leaf, *P. myrtilli* (II,III) ME to PA,WI; 0, I, spruce.

VIRUS. **Blueberry Necrotic Ring Spot; Blueberry Red Ring Spot; Blueberry Stunt**, MA, MI, NJ, NY, NC; **Blueberry Shoestring**, MI, NJ, WA; **Blueberry Leaf Mottle**, MI; **Blueberry Necrotic Shock**, OR, WA; **Blueberry Scorch**, CT, MA, OR, WA, British Columbia, Canada.

VIRUS. **Tobacco Ring Spot**, IL; **Peach Rosette Mosaic**, MI.

---

### **BLUE COHOSH (*Caulophyllum*)**

BLIGHT, Leaf. *Botrytis streptothrix*, NJ, NY.

LEAF SPOT. *Cercospora caulophylli*, VT to VA, MO, WI.

---

### **BLUE CURLS (*Trichostema*)**

LEAF SPOT. *Septoria trichostematis*, NY.

---

### **BLUE-EYED GRASS (*Sisyrinchium*)**

BLIGHT, Leaf. *Kellermania sisyrinchii*, CA, NM, ND.

NEMATODE, Lesion. *Pratylenchus pratensis*.

RUST. *Uromyces houstoniatus* (II, III), ME, WV; 0, I on *Houstonia* spp.; **U. Probus** (I, II, III), ID, OR, TX, UT, WA; **Aecidium residuum** (0, I), OK, TX.

---

### **BLUE LACE-FLOWER (*Trachymene*)**

BACTERIAL, MLO. **Western Aster Yellows**, CA.

NEMATODE, Root Knot. *Meloidogyne* sp., FL.

ROT, Root and Stem. *Fusarium* sp., CT, NJ; *Rhizoctonia solani*, NJ.

WILT. *Phytophthora cactorum*, MA.

---

### **BLUESTEM, BIG (*Andropogon*)**

LEAF SPOT. *Ascochyta brachypodii*, NY, PA; *Phyllosticta andropogonivora*, MN, ND, SD.

VIRUS. **Barley Yellow Dwarf**.

---

### **BLUESTEM, LITTLE (*Schizachyrium*)**

VIRUS. **Barley Yellow Dwarf**.

---

### **BOEHMERIA**

NEMATODE. *Paratylenchus elachistus*, FL.

---

### **BOISDUVALIA**

RUST. *Puccinia glabella* (II, III), NV, OR, UT; 0, I unknown; *P. oenotherae* (0, I, II, III), CA, ID, NV, OR, WA; *P. vagans* var. *epilobi-tetragoni* (0, I, II, III), CA, ID, NV, OR, UT.

---

### **BOLTONIA**

LEAF SPOT. *Septoria erigerontis* var. *boltoniae*, IA, WI.

POWDERY MILDEW. *Golovinomyces cichoracearum*, SD.

RUST. *Puccinia dioicae* var. *asteris* (II, III), IA, NE, ND, SD; 0, I on sedge; *Uromyces compactus* (0, I, II, III), TX.

SMUT, White. *Entyloma compositarum*, WI.

---

### **BORAGE (*Borago*)**

LEAF SPOT. *Ramularia* sp., CA; *Stemphylium* sp.

ROT, Soft. *Sclerotinia sclerotiorum*, ND.

---

### **BOTTLE-BRUSH (*Callistemon*)**

LEAF SPOT. *Cylindrocladium colhounii*, FL, HI, LA, NC, OR, SC; *C. clavatum*, FL.

ROT, Root. *Armillaria mellea*, CA.

---

## BOUGAINVILLEA (*Bougainvillea*)

BACTERIAL Leaf Spot. *Pseudomonas andropogonis*, FL; *Burkholderia andropogonis*, Canada.

BLIGHT, Foliage. *Phytophthora parasitica*, FL.

LEAF SPOT. *Cladosporium arthrinioides*, TX; *Cercospora bougainvilleae*, FL.

VIRUS. **Mosaic**. Undetermined, FL.

---

## BOUARDIA

NEMATODE, Leaf. *Aphelenchoides fragariae*.

NEMATODE, Root Knot. *Meloidogyne* sp., NY.

RUST. *Puccinia bouvardiae* (0, I, III), AZ.

---

## BOYSENBERRY

Subject to most blackberry diseases: anthracnose, crown gall, cane gall, cane canker, dieback, leaf spots, mosaic.

---

## BOXELDER (*Acer negundo*)

ANTHRACNOSE. *Gloeosporium apocryptum*, widespread.

BACTERIAL Leaf Spot. *Pseudomonas aceris*, CA.

BLIGHT Leaf. *Coryneum negundinis*, MO; on twigs, ME.

BLIGHT, Twig. *Coniothyrium negundinis*, IL, OK; *Coryneum negundinis*, ME. *Nectria cinnabarina*.

CANKER, Felt Fungus. *Septobasidium* spp., NC.

LEAF SPOT. *Alternaria* sp.; *Ascochyta negundinis*, IL, NC; *Cercospora negundinis*, KS, NE, WI; *Piggotia negundinis*, WI; *Phyllosticta minima*, general; *P. negundinis*, ME to AL, TX, WI; *Septoria aceris*, general; *S. negundinis*; *Cylindrosporium negundinis*; *Cristulariella pyramidalis*.

LEAF SPOT, Tar. *Rhytisma punctatum*, CA, NY; *R. acerinum*, OR, WA.

POWDERY MILDEW. *Phyllactinia corylea*, SD; *Microsphaera alni*, *Uncinula circinata*.

ROT, Root. **Phymatotrichum omnivorum**, CA, TX; **Helicobasidium purpureum**, TX.

WILT. **Verticillium albo-atrum**, occasional.

---

## BOXWOOD (*Buxus*)

BLIGHT, Leaf Cast. **Hyponectria buxi**, general; **Verticillium buxi**, cosmopolitan on dead leaves, often associated with *Hyponectria*.

BLIGHT, Leaf Tip. **Phoma conidiogena**, MD, NJ, NY, OK.

CANKER, "Nectria"; Leaf Blight. **Volutella buxi**, general; considered imperfect stage of *Pseudonectria rouselliana* but unconfirmed connection.

CANKER; DIEBACK. **Fusarium buxicola** (*Nectria desmazierii*), AL, MD, PA; **F. lateritium** (see *Gibberella baccata*), secondary, MD, SC, VA.

LEAF SPOT. **Phyllosticta auerswaldii**, MD, MA, NJ, NY, VA, WA; **Macrophoma candollei**, prominent, general on dead leaves following winter injury or disease.

NEMATODE, Dagger. **Xiphinema americanum**.

NEMATODE, Lesion. **Pratylenchus pratensis**; **P. vulnus**, NC.

NEMATODE, Root Knot. **Meloidogyne hapla**; **M. incognita**; **M. incognita acrita**; **M. javanica**; **M. arenaria**, NC.

NEMATODE, Spiral. **Helicotylenchus nannus**; **Rotylenchus buxophilus**.

NEMATODE, Stubby Root. **Trichodorus** sp.

NONPARASITIC. **Freezing**. Ice standing on stems causes bark to slough off and branches die back for months thereafter.

**Sunscald**. Injury in late winter or early spring when covering is removed in bright sun or high wind.

ROT, Root. **Armillaria mellea**, NJ; **Fusarium oxysporum** and **F. solani**, MD, perhaps secondary; **Phymatotrichum omnivorum**, TX; **Phytophthora parasitica**, MD, NC; **P. cactorum**, NC; **P. citrophthora**, NC; **Pythium** sp., MA; **Rhizoctonia solani**, cosmopolitan after nematode injury.

ROT, Heart; Trunk. **Ganoderma lucidum**, VA; **Fomes igniarius**, VA; **Poria punctata**, VA.

ROT, Root; Decline. **Paecilomyces buxi** and some **Fusaria**, VA.

VIRUS. **Variiegation**, cause unknown, MD, NY, VA.

Salmon-pink pustules appearing on backs of leaves, along twigs, and on main stems are indications of *Volutella buxi*, controlled by thorough cleaning, then



spraying. Much of the dieback, bronzing, general unhealth of boxwood is due to nematodes, especially spiral and root lesion or meadow.

---

### **BRACHIARIA (Broadleaf signalgrass)**

ROT, Root. *Pythium arrhenomanes*, LA.

---

### **BRACHYCOME (Swan River Daisy)**

BACTERIAL, MLO. **Western Aster Yellows**, CA.  
VIRUS. **Tomato Spotted Wilt**, PA.

---

### **BRACHYPODIUM (Slender False-Brome)**

ANTHRACNOSE. *Colletotrichum graminicola*, MD.  
BACTERIAL Spot. *Pseudomonas coronafaciens* var. *atropurpurea*, ND.  
ROT, Root. *Curvularia geniculata* and *Fusarium scirpi*, secondary, ND.

---

### **BRICKELLIA (Brickle-Bush)**

DODDER, *Cuscuta exaltata*, TX.  
LEAF SPOT. *Cercospora coleosanthi*, CA, CO.  
ROT, Root. *Phymatotrichum omnivorum*, TX.  
RUST. *Aecidium arcularium* (0, I), AZ, CO, NM; *Coleosporium aridum* (II), CA; *Puccinia kuhniae*, AZ, FL; *P. subdecora* (0, I, II, III), AZ, CO, NM, UT; *Uredo arida* (II), CA.

---

### **BRISTLEGRASS (*Setaria*)**

BLIGHT. *Beniowskia sphaeroidea*, GA, TX.  
VIRUS. **Foxtail Mosaic**.

---

### **BROCCOLI**

► Cabbage.

**BRODIAEA**

RUST. *Puccinia carnegiana* (0, I, III), AZ; *P. dichelostemmae* (0, I, III), CA, OR, WA; *P. moreniana* (III), CA; *P. nodosa* (0, I, II, III), CA; *P. pattersoniana*, ID, UT, WA; II, III on grasses; *P. subangulata* (0, I, III), WA; *Uromyces brodiaeae* (0, I, III), CA, OR, WA.

**BROMEGRASS, Smooth (*Bromus*)**

BACTERIAL Halo Blight. *Pseudomonas syringae* pv. *coronafaciens*, AK.  
POWDERY MILDEW. *Blumeria graminis*, *Erysiphe graminis*, PA.  
RUST. *Puccinia recondita*, PA.

**BROMELIA**

LEAF SPOT. *Gloeosporium* sp., FL, MD; *Helminthosporium rostratum*, FL.

**BROOM (*Cytisus*)**

CANKER. *Diaporthe* spp., NJ, NY; *Dothidea tetraspora*, CA; *Gloeosporium* sp., NJ; *Nectria coccinea*, OR; *Pestalotia polychaeta*, CA; *Phomopsis* sp., MA, NJ; *Physalospora obtusa*, AL. Many are secondary.  
NEMATODE, Lesion. *Pratylenchus pratensis*.  
ROT, Root. *Thielaviopsis basicola*, WI.

**BROOM, SPANISH (*Spartium*)**

CANKER. *Diplodia sarothamni*, CA; *Pestalotia polychaeta*, CA; *Phomopsis sarothamni*, CA. All possibly secondary infections.

**BROUSSONETIA (Paper-Mulberry)**

CANKER; DIEBACK. *Nectria cinnabarina*, AL, NY; *Fusarium solani*, OH.  
MISTLETOE. *Phoradendron serotinum* (*flavescens*), TX.  
NEMATODE, Root Knot. *Meloidogyne* sp., MD.  
ROT, Root. *Phymatotrichum omnivorum*, TX; *Armillaria mellea*, CA.

---

## **BROWALLIA (*Streptosolen jamesonii*)**

BACTERIAL Canker; Vascular. *Clavibacter michiganense*, WY.

NEMATODE, Root Knot. *Meloidogyne* sp.

VIRUS. **Tomato Spotted Wilt**, CA, OK.

WILT. *Fusarium* sp., DE.

---

## **BRUNFELSIA**

BACTERIAL Canker; Vascular. *Clavibacter michiganense*, WY.

---

## **BRUSSELS SPROUTS**

► Cabbage.

---

## **BRYONOPSIS**

BACTERIAL Spot. *Pseudomonas lachrymans*, WI.

DOWNY MILDEW. *Pseudoperonospora cubensis*, MA, OH.

---

## **BUCKEYE**

► Horse-Chestnut.

---

## **BUCKLEYA**

RUST. *Cronartium comandrae* (II, III), TN; 0, I on pine.

---

## **BUCKTHORN (*Rhamnus*)**

LEAF, Black. *Phytophthora ramorum*, CA.

LEAF SPOT. *Cercospora aeruginosa*, MO, NE, SC; *C. Bacilligera*; *C. rhamni*, LA, NE, NJ, TX, WI; *Cylindrosporium rhamni*, ID; *Marssonina rhamni*, WA; *Phaeosphaerella rhamni*, CA; *Phyllosticta rhamnigena*; *Septoria blasdalei*, CA, ID, OR, TX.

POWDERY MILDEW. *Microsphaera alni*, WI.

ROT, Heart. **Daedalea unicolor**, WA; **Fomes igniarius**, ID.

ROT, Root. **Phymatotrichum omnivorum**, TX.

RUST. **Puccinia coronata** (0, I), widespread; II, III on grasses, cereals, widespread; **P. mesneriana** (III), CA.

SOOTY MOLD. **Capnodium** sp., CA.

---

### **BUCKWHEAT-TREE (*Cliftonia*)**

BLACK MILDEW. **Morenoella cliftoniae**, MS.

LEAF SPOT. **Coccomyces** sp.; **Pestalotia cliftoniae**, MS.

---

### **BUDDLEIA (Butterfly-Bush)**

CANKER, Stem. **Phomopsis buddleiae**, AZ.

NEMATODE, Root Knot. **Meloidogyne** spp., AL, MS, TX.

ROT, Root. **Phymatotrichum omnivorum**, TX.

SCAB. **Cladosporium heugelinianum**, DE, VA.

VIRUS, Line Spot. **Tomato Ringspot**, SC.

---

### **BUFFALOBERRY (*Shepherdia*)**

DAMPING-OFF. **Pythium ultimum**, NE; **Rhizoctonia solani**, NE.

LEAF SPOT. **Septoria shepherdiae**, AK, ID, MT, UT, WI; **Cylindrosporium** sp., Great Plains.

POWDERY MILDEW. **Phyllactinia corylea**, UT; **Sphaerotheca macularis** (*S. humilis*); AK, CO, MT, TX, WY.

ROT, Root. **Phymatotrichum omnivorum**, TX.

ROT, White Heart. **Fomes fraxinophilus**, CO, MT, NM, SD, WY.

RUST. **Puccinia caricis-shepherdiae** (0, I), Rocky Mts., AK, MI, NY, OR, WA; II, III on *Carex*; **P. coronata** (0, I), SD to NM, AK, WA.

---

### **BUFFALOGRASS (*Buchloe*)**

SMUT. **Tilletia buchloëana**, KS, NE, OK, TX.

---

## BUGLEWEED (*Ajuga*)

BLIGHT, Southern; Crown Rot. *Sclerotium rolfsii*, CA, CT, KS, NJ, NY.  
 Serious in warm, muggy weather.  
 NEMATODE, Southern Root Knot. *Meloidogyne incognita*, GA.  
 ROT, Crown and Root. *Phoma* sp. GA.  
 VIRUS. **Cucumber Mosaic**, OH; **Tobacco Streak**, OH.

---

## BUMELIA

LEAF SPOT. *Cercospora lanuginosa*, TX; *Phyllosticta bumeliifolia*, AL, TX; *P. curtisii*, FL, MO; *Septoria bumeliae*, MS.  
 ROT, Root. *Helicobasidium purpureum*, TX; *Phymatotrichum omnivorum*, TX.

---

## BUNCHFLOWER (*Melanthium*)

LEAF SPOT. *Septoria allardii*, VA.  
 RUST. *Puccinia atropuncta* (II, III), NC, TN, VA.

---

## BUNDLEFLOWER (*Desmanthus*)

LEAF SPOT. *Cercospora desmanthi*, KS, LA, MO, NM, SD, TN.  
 POWDERY MILDEW. *Erysiphe polygoni*, IL, MS.  
 RUST. *Ravenelia texensis* (II, III), TX.

---

## BURNET (*Sanguisorba*)

LEAF SPOT. *Graphium sessile*, NY; *Ovularia bulbigera*, AK, IL.  
 POWDERY MILDEW. *Podosphaera oxyacanthae*, IA; *Sphaerotheca macularis*, AK, MA, NY, PA.  
 RUST. *Xenodochus carbonarius* (I, III), AK; *X. minor*, AK.

---

## BUTTERFLY FLOWER (*Schizanthus*)

ANTHRACNOSE. *Colletotrichum schizanthi*, NY.  
 BACTERIAL, MLO. **Aster Yellows**, NJ.

BACTERIAL Canker; Vascular. **Clavibacter michiganense**, WY.  
DAMPING-OFF; Root Rot. **Pythium ultimum**, MO; **Rhizoctonia solani**, NY.  
NEMATODE, Root Knot. **Meloidogyne** sp.  
ROT, Stem. **Sclerotinia sclerotiorum**, MS, MO.  
VIRUS. **Tomato Spotted Wilt**, TX.

---

### **BUTTERFLY PEA (*Centrosema*)**

LEAF SPOT. **Cercospora clitoriae**, AL; **Colletotrichum** sp., on pods.

---

### **BUTTERFLY PEA (*Clitoria*)**

LEAF SPOT. **Cercospora clitoriae**, AL, FL; **C. cruenta**, FL.  
ROT, Root. **Phymatotrichum omnivorum**, TX.

---

### **BUTTERFLY WEED (*Asclepias*)**

BACTERIAL Blight. **Xanthomonas campestris** pv. **asclepiadis**, NE.  
BLIGHT, Stem. **Phoma asclepiadea**, UT.  
LEAF SPOT. **Cercospora asclepiadorae**, AL, TX; **C. clavata**, general; **C. venturioides**, WA; **Phyllosticta tuberosa**, IL, NJ.  
ROT, Root. **Phymatotrichum omnivorum**, TX.  
RUST. **Puccinia bartholomaei** (0, I), ND, SD; II, III on *Spartina*; **Uromyces asclepiadis** (II III), widespread.

---

### **BUTTONBUSH (*Cephalanthus*)**

BLIGHT, Leaf. **Cercospora perniciosa**, TX.  
BLIGHT, Thread. **Pellicularia koleroga**, FL.  
DODDER. **Cuscuta compacta**, FL; **C. gronovii**, NY.  
LEAF SPOT. **Ascochyta cephalanthi**, LA; **Coniothyrium cephalanthi**, LA; **Phyllosticta cephalanthi**, TX; **Ramularia cephalanthi**, AL, KS, LA, NY, WI; **Septoria cephalanthi**, KS, WI.  
POWDERY MILDEW. **Microsphaera alni**, widespread. **Phyllactinia corylea**, IN.

RUST. **Puccinia seymouriana** (0, I), New England to FL and central states; II, III on *Spartina*, **Uredo cephalanthi** (II), FL.

### **CABBAGE (*Brassica oleracea*) (Including Broccoli, Brussels Sprouts, Cauliflower, Kale, Kohl-rabi)**

BACTERIAL Black Rot. **Xanthomonas campestris**, general.

BACTERIAL Blight. **Pseudomonas syringae**, CA; **P. syringae** pv. **alisalisensis**, CA.

BACTERIAL Leaf Spot. **Pseudomonas maculicola**, widespread; **P. cichorii**, FL and in market; **Xanthomonas campestris** pv. **armoraciae**, FL, OH; **Pseudomonas syringae** pv. **maculicola**, CA, OH, SC.

BACTERIAL, MLO. Western Aster Yellows **Phytoplasma**, CA, TX.

BACTERIAL Soft Rot; Stump Rot; **Erwinia carotovora**, cosmopolitan.

BLACKLEG; Leaf Spot. **Phoma lingam**, general east of Rocky Mts., also OR, WA.

BLIGHT, Gray Mold. **Botrytis cinerea**, FL; Pacific states, frequent.

BLIGHT, Southern. **Sclerotium rolfsii**, NC to FL, TX, occasional.

CANKER, Stem. **Botrytis cinerea**, WA.

CLUB ROOT. **Plasmodiophora brassicae**, general.

DAMPING-OFF; Bottom Rot. **Pythium** spp.; **P. polymastum**, CA; **Rhizoctonia solani**, general.

DOWNY MILDEW. **Peronospora parasitica**, general.

LEAF SPOT, Gray. **Alternaria brassicae**, general; Black Spot, Head Browning, **A. brassicicola**, general; **A. oleraceae**, occasional; **Cercospora brassicola**, CA, DE, FL, IL, MS, NC, OK; **Phyllosticta brassicicola**, CA; **Leptosphaeria maculans**, WI.

LEAF SPOT; White Spot. **Cercospora brassicae**, IN, OR, PA; Ring Spot, **Mycosphaerella brassicicola**, AL, CA, IL, NY, OR, TX, WA; **Pseudocercospora capsellae**, CA.

MOLD, Leaf. **Heterosporium variabile**, MT, NY; Seed, **Curvularia geniculata**; **Stemphylium botryosum**.

NEMATODE. **Nacobbis batatiformis**.

NEMATODE, Cabbage Cyst. **Heterodera cruciferae**. Sugar-Beet, **H. schachtii**.

NEMATODE, Lesion. **Pratylenchus pratensis**. Sting, **Belonolaimus gracilis**; **B. longicaudatus**; Stubby Root, **Trichodorus christiei**.

NEMATODE, Root Knot. **Meloidogyne arenaria**; **M. javanica**.

NONPARASITIC. **Brown Heart.** Probably boron deficiency.

**Chlorosis.** Magnesium or manganese deficiency.

**Oedema.** Excessive water tension, or copper sprays.

**Pink Head.** Probably genetic.

**Tipburn.** Potassium deficiency.

**Whip-tail.** Spindly growth, failure to head, due to acid soil, mineral deficiencies.

POWDERY Mildew. **Erysiphe polygoni**, AZ, CA, CT, FL, MD, MA, OR; **E. cruciferarum**, CA.

ROT, Cottony; Drop. **Sclerotinia sclerotiorum**, AZ, MA, NY, TX.

ROT, Firm Head. **Sclerotinia sclerotiorum**, CA, NY; **Phytophthora porri**, WI.

ROT, Head. **Fusarium avenaceum**, NY.

ROT, Root. **Macrophomina phaseoli**, CA. on *Brassica campestris*.

ROT, Root. **Phymatotrichum**, TX; **Phytophthora megasperma**, CA, OR.

ROT, Root and Crown. **Sclerotinia minor**, CA.

ROT, Root; Damping-off. **Aphanomyces raphani**, WI. Also: **Brassica alboglabra**—Chinese Kale; **B. carinata**—Abyssinian Mustard; **B. napus**—Rape; **B. perviridis**—Spanish Mustard; **B. robertiana**; **Eruca sativa**—Racuet Salad; **Raphanus raphanistrum**—Wild Radish.

ROT, Soft; Black Mold. **Rhizopus stolonifer**, occasional.

ROT, Sprout. **Alternaria tenuis**, **Rhizoctonia solani**, and **Fusarium** sp. on brussels sprouts.

VIRUS. **Cabbage Ring Necrosis**; **Cauliflower Mosaic**, GA; **Turnip Mosaic**, GA; **Beet Curly Top**; **Tomato Spotted Wilt**; **Cabbage Leaf Curl**, GA.

WHITE RUST; Blister. **Albugo candida**, CA, ID, KY, NE, NC, OH, TX.

WILT, Yellows. **Fusarium oxysporum** f. sp. **conglutinans**, general.

WILT, Vascular. **Verticillium dahliae**, CA.

A general control program starts with choosing varieties resistant to *Fusarium* yellows, purchasing disease-free seed or having it hot-water treated against blackleg and black rot, growing in soil free from club root and careful cleaning up of all vegetable refuse at the end of the season.

---

## CACTUS (*Cereus*)

ANTHRACNOSE. **Mycosphaerella opuntiae**, TX.

BACTERIAL Soft Rot. **Erwinia carotovora**, TX.



BLIGHT, Gray Mold; Rot. **Botrytis cinerea**, occasional when too damp, indoors.

LEAF SCORCH. **Hendersonia opuntiae**, TX.

LEAF SPOT, Black. **Diplotheca (Stevensea) wrightii**, TX; Stem, **Septoria cacticola**, TX.

NEMATODE, Root Knot. **Meloidogyne** sp.

NEMATODE, Cyst. **Heterodera cacti**; **Nacobbis batatiformis**.

ROT, Stem and Branch. **Aspergillus alliaceus**, TX; Dry Rot, **Poria** sp., CA.

ROT, Root and Stem. **Fusarium oxysporum**, AZ, CA; **Helminthosporium cactivorum**, CA, TX; **Phymatotrichum omnivorum**, TX.

---

### **CACTUS (*Leuchtenbergia principis* and *Schlumbergera gaertneri* “Makoyana”)**

NEMATODE, Cyst. **Heterodera cacti**.

VIRUS. **Tomato Spotted Wilt**, PA.

---

### **CACTUS, FISHHOOK, PINCUSHION (*Mammillaria*)**

ANTHRACNOSE; Zonate Spot. **Gloeosporium cactorum**; **Mycosphaerella opuntiae**; Spine Spot, **Phoma mammillariae**, MT.

NEMATODE, Root Knot. **Meloidogyne incognita**, Bermuda Bot. Gard; **Meloidogyne** sp., TX; Cyst, **Heterodera cacti**.

ROT, Root. **Phymatotrichum omnivorum**, TX.

---

### **CACTUS, GIANT, SAGUARO (*Carnegiea*)**

BACTERIAL Blight. **Erwinia carnegieana**, AZ.

BACTERIAL Crown Gall. **Agrobacterium tumefaciens**, AZ.

ROT, Dry. **Poria carnegieae**; Heart, **Fomes robustus**.

ROT, Seedling. **Fusarium solani**; **F. oxysporum**.

VIRUS. **Saguaro Cactus**, AZ.

The bacterial blight is spread over the whole giant cactus area in Arizona, with mortality heaviest in magnificent specimens 150 to 200 years old.

---

## CACTUS, PRICKLY PEAR (*Opuntia*)

- ANTHRACNOSE; Zonate Spot. *Gloeosporium cactorum*, FL, MS; Black Rot, *Mycosphaerella opuntiae*, AL, FL, LA, NY, SC, TX.
- BACTERIAL Rot. *Erwinia aroideae*, FL, MS, OK, TX.
- BLACK MILDEW. *Lembosia cactorum*, FL.
- LEAF SCORCH. *Hendersonia opuntiae*, AL, KS, MT, NJ, TX.
- LEAF SPOT, Black. *Diplotheca wrightii*, FL, TX.
- NEMATODE, Root Knot. *Meloidogyne* sp.
- NONPARASITIC. *Oedema*, causing glassiness or scab, from overwatering.
- ROT, Charcoal. *Macrophomina phaseoli*, TX.
- ROT, Cladode. *Aspergillus alliaceus*, TX; *Diplodia opuntiae*, MD, KS, PA; *Physalospora obtusa*, NY; *P. rhodina*, FL; *Phyllosticta cacti*, NM; *P. concava*, MO, NJ, OK, TX; *Septoria fici-indicae*, TX.
- ROT, Root. *Armillaria mellea*, CA.
- ROT, Stem. *Phytophthora parasitica*, NY; *Pythium debaryanum*, CA.
- VIRUS. Mosaic, MD; Chlorotic Ring Spot, AZ, CA, ID, MT, NM, UT, WA, WY; *Opuntia Sammons*, AZ; Tomato Spotted Wilt, PA.

---

## CACTUS, STAR, SEA-URCHIN, BARREL (*Echinocactus*)

- ANTHRACNOSE. *Mycosphaerella opuntiae*, TX.
- LEAF SCORCH; Scald. *Hendersonia opuntiae*, TX.
- LEAF SPOT, Black. *Diplotheca* sp., TX.
- ROT, Root. *Phymatotrichum omnivorum*, TX; Stem, *Aspergillus alliaceus*, TX.

---

## CAESALPINIA

- ANTHRACNOSE. *Gloeosporium* sp., FL.
- BACTERIAL Crown Gall. *Agrobacterium tumefaciens*, FL.
- CANKER; DIEBACK. *Botryosphaeria ribis* var. *chromogena*, FL, TX.
- ROT, Root. *Clitocybe tabescens*, FL; *Phymatotrichum omnivorum*, TX.
- RUST. *Ravenelia humphreyana* (II, III), FL.

---

## CALADIUM

- BACTERIAL Soft Rot. *Erwinia carotovora*, FL.
- BLIGHT, Southern. *Sclerotium rolfsii*, FL.

BLIGHT; Tuber Rot. **Botrytis ricini**, FL.  
 LEAF SPOT. **Gloeosporium thuemenii**, FL.  
 NEMATODE, Citrus. **Tylenchulus semipenetrans**, FL.  
 NEMATODE, Lesion. **Pratylenchus** sp., FL.  
 NEMATODE, Root Knot. **Meloidogyne** sp., FL, MS; **M. javanica**.  
 ROT, Tuber. **Fusarium solani**, FL.

---

## CALATHEA

LEAF SPOT. **Glomerella cincta**, NJ; **Phyllosticta** sp.; **Alternaria alternata**, FL; **Drechslera setariae**, FL.  
 NEMATODE, Burrowing. **Radopholus similis**, FL. Spiral, **Helicotylenchus nannus**.

---

## CALCEOLARIA (Slipperwort)

BLIGHT, Gray Mold. **Botrytis cinerea**, AK.  
 NEMATODE, Leaf. **Aphelenchoides fragariae**.  
 NONPARASITIC. **Boron Deficiency**, leaf necrosis, CA.  
 ROT, Root. **Pythium mastophorum** and **P. ultimum**, CA.  
 ROT, Stem. **Sclerotinia sclerotiorum**, NY, WA.  
 VIRUS. **Tomato Spotted Wilt**, CA.  
 WILT. **Verticillium albo-atrum**, NY, WA.

---

## CALENDULA (Pot Marigold)

BACTERIAL, MLO. **Aster Yellows**, CT, DE, ME, NJ, PA, VA; **California Aster Yellows**, CA.  
 BLIGHT, Gray Mold. **Botrytis cinerea**, AK, MO, NJ, NY.  
 BLIGHT, Southern. **Sclerotium rolfsii**, TX.  
 LEAF SPOT. **Alternaria** sp., NY; **Cercospora calendulae**, PA, TX, VA; **Colletotrichum gloeosporioides**, VA.  
 NEMATODE, Root Knot. **Meloidogyne** spp., TN, TX, WV; **M. javanica**.  
 POWDERY MILDEW. **Golovinomyces cichoracearum**, CA, NY; **Erysiphe polygona**, PA.  
 ROT, Root. **Rhizoctonia solani**, IN, NJ, NC, TX; **Pythium ultimum**, CA; **Phymatotrichum omnivorum**, TX.  
 ROT, Stem; Wilt. **Sclerotinia sclerotiorum**, CA, FL, LA, MO, OH, TX.

RUST. **Puccinia flaveriae** (III), IL, IN, IA, KS, MO, NE, TX.

SMUT, White. **Entyloma calendulae**, CA, NH, OR; **E. compositarum**, WA.

VIRUS. **Cucumber Mosaic**, **Tomato Spotted Wilt**, CA, MI, TX; **Bidens Mottle**, FL.

---

### **CALIBRACHOA (*Calibrachoa* sp.)**

VIRUS. **Calibrachoa Mottle**, CA.

---

### **CALIFORNIA-BLUEBELL (*Phacelia*)**

LEAF SPOT. **Cylindrosporium phaceliae**, MT, TX.

POWDERY MILDEW. **Golovinomyces cichoracearum**, CA, MT, NM, TX.

RUST. **Puccinia aristidae** (0, I); II, III on wild grasses; **P. phaceliae** (III);

**P. recondita** (0, I), MT to CO, CA, NM, OR; II, III on bromegrass;

**Uredo contraria** (II), CA.

VIRUS. **Beet Curly Top**, CA.

---

### **CALIFORNIA-LAUREL (*Umbellularia*)**

ANTHRACNOSE. **Kabatiella phorodendri** f. sp. **umbellulariae**, CA;

LEAF BLIGHT, **Colletotrichum gloeosporioides**.

BACTERIAL Leaf Spot. **Pseudomonas lauraceum**, CA.

BLACK MILDEW. **Asterina anomala**, CA.

CANKER; DIEBACK. **Nectria cinnabarina**; **N. coccinea**, CA.

LEAF SPOT, Sudden Oak Death. **Phytophthora ramorum**, CA.

NEMATODE, Pin. **Paratylenchus (Gracilacus) anceps**. Ring, **Cricone-  
moides xenoplax**, CA; Sheath **Hemicycliophora brevis**, CA.

NEMATODE, Root Knot. **Meloidogyne hapla**, CA.

ROT, Wood. **Fomes** spp., **Lenzites betulina**; **Polyporus versicolor**; **Porio  
ambigua**; **P. ferruginosa**; **Stereum albobadium**; **Schizophyllum com-  
mune**.

---

### **CALIFORNIA PEPPER-TREE (*Schinus*)**

DODDER. **Cuscuta subinclusa**, CA.

LEAF SPOT. **Rhizoctonia solani**, FL.

NEMATODE, Root Knot. *Meloidogyne* sp., TX.  
 ROT, Heart. *Fomes applanatus*, CA; *Polyporus dryophilus*, CA; *P. farlowii*, AZ, CA; *P. sulphureus*; *P. versicolor*, CA.  
 ROT, Root. *Armillaria mellea*, CA; *Phymatotrichum omnivorum*, TX.  
 ROT, Wood. *Ganoderma polychromum*, CA; *Stereum hirsutum*; *Trametes hispida*, CA; *Schizophyllum commune*.  
 WILT. *Verticillium albo-atrum*, CA.

---

### CALIFORNIA PITCHER-PLANT (*Darlingtonia*)

LEAF SPOT. *Mycosphaerella sarraceniae*, CA; *Septoria darlingtoniae*, OR.

---

### CALIFORNIA POPPY (*Eschscholtzia*)

BACTERIAL Blight. *Xanthomonas papavericola*, TX.  
 BACTERIAL, MLO. Aster Yellows, NJ, NY; and California Aster Yellows, CA.  
 BLIGHT, Gray Mold. *Botrytis cinerea*, AK.  
 LEAF SPOT, Mold. *Heterosporium eschscholtziae*, CA.  
 NEMATODE, Root Knot. *Meloidogyne* sp., FL, TX.  
 POWDERY MILDEW. *Erysiphe polygoni*, CA.  
 ROT, Collar. *Alternaria* sp., TX.  
 SMUT, Leaf. *Entyloma eschscholtziae*, CA.  
 WILT. *Verticillium albo-atrum*, CA.

---

### CALIFORNIA-ROSE (*Convolvulus japonicus*)

LEAF SPOT. *Phyllosticta batatas*, SC; *Septogloeum convolvuli*, CA, WI; *Septoria calystegiae*, CA; *S. convolvuli*, WI; *S. flagellaris*, NY.  
 RUST. *Coleosporium ipomoeae* (II, III), LA, MA, O, I on pine; *Puccinia convolvuli* (0, I, II, III), CA, OR.

---

### CALLA, COMMON, GOLDEN, PINK (*Zantedeschia*)

BACTERIAL Soft Rot. *Erwinia aroideae*, general; *E. carotovora*.  
 BLIGHT, Gray Mold. *Botrytis cinerea*, AK, NJ.

BLIGHT, Southern. *Sclerotium rolfsii*, CA, FL, OR.

LEAF SPOT. *Alternaria* sp., secondary; *Cercospora richardiae*, AL, MS; *Coniothecium richardiae*, CA, FL, MA, NJ, NY, OR; *Gloeosporium callae*, WA.

NEMATODE, Root Knot. *Meloidogyne* sp., CA, FL.

NONPARASITIC. **Chalk rot.** Immaturity of rhizomes, CA, OR.

POWDERY MILDEW. *Leveillula taurica*, CA.

ROT, Rhizome. *Phytophthora cryptogea* var. *richardiae*, CA, FL, IL, MA, NJ, NY, OH, OR, PA, WA; *P. erythrosepatica*, CA; *Phoma* sp., CA, OR.

ROT, Root. *Armillaria mellea*, CA; *Rhizoctonia solani*, CA.

VIRUS. **Dasheen Mosaic; Tomato Spotted Wilt**, CA, IL, IN, MD, NY, OR, TX, WA; **Calla Chlorotic Spot**, U.S.

Root and rhizome rots are controlled by treating rhizomes before planting and growing in pots rather than benches. Specimens showing spotted wilt must be destroyed before thrips spread the virus.

---

### **CALLA, WILD (*Calla palustris*)**

LEAF SPOT. *Cercospora callae*, MA, NY, WI; *Marssonina callae*, NY.

---

### **CALLIANDRA (False-Mesquite)**

ROT, Root. *Clitocybe tabescens*, FL.

RUST. *Ravenelia reticulatae* (II, III), AZ.

---

### **CALLICARPA (Beauty-Berry; French-Mulberry)**

BLACK MILDEW. *Meliola cookeana*, FL, LA.

LEAF SPOT. *Cercospora callicarpae*, SC to TX.

NEMATODE, Burrowing. *Radopholus similis*, FL.

---

### **CALYCANTHUS (Sweetshrub, Carolina Allspice)**

BACTERIAL Crown Gall. *Agrobacterium tumefaciens*, MS, NY.

CANKER. *Botryosphaeria calycanthi*, NC, VA.

POWDERY MILDEW. *Phyllactinia corylea*, CA.

## CAMASS (*Camassia*)

BLIGHT, Gray Mold. *Botrytis cinerea*, OR.  
 LEAF SPOT. *Septoria chlorogali*, OR.  
 ROT, Root. *Phymatotrichum omnivorum*, TX.  
 SMUT, Leaf. *Urocystis colchici*, IN, OR.

## CAMELLIA

BACTERIAL Crown Gall. *Agrobacterium tumefaciens*, WA.  
 BLACK MILDEW. *Meliola camelliae*.  
 BLIGHT. *Phytophthora ramorum*, CA, OR, WA.  
 BLIGHT, Flower. *Sclerotinia camelliae*, CA, GA, LA, MS, NC, SC, TX,  
 VA; *S. sclerotiorum*, NC; *Pestalotia* sp., *Penicillium* sp., AL.  
 BLIGHT, Gray Mold; Bud and Flower. *Botrytis cinerea*, general after frost.  
 BLIGHT, Petal. *Pestalotia* sp., AL.  
 CANKER; DIEBACK. *Glomerella cingulata*, widespread; *Botryosphaeria*  
*ribis*, MS; *Phomopsis* sp., FL.  
 CANKER, Felt Fungus. *Septobasidium castaneum*; *S. conidiophorum*;  
*S. pseudopedicellatum*, SC.  
 DODDER. *Cuscuta* sp.  
 GALL, Leaf. *Exobasidium camelliae*, and var. *gracilis* on *Camellia sasan-*  
*qua*, FL, LA, MS, TX; *E. monosporum*, AL.  
 LEAF SPOT. *Cercospora* sp., GA; *C. theae*, LA; *Hendersonia subalb-*  
*cans*, GA; *Pestalotia quepini*, also twig blight, widespread; *Phyllostic-*  
*ta camelliae* and *P. camelliaeicola*, Southeast; *Sporonema camelliae*.  
 LEAF SPOT, Algal. *Cephaleuros virescens*, Gulf states.  
 NEMATODE, Burrowing. *Radopholus similis*, FL.  
 NEMATODE, Lesion. *Pratylenchus coffeae*.  
 NEMATODE, Ring. *Criconemoides komabaensis*, FL; *Hemicriconemoi-*  
*des gaddi*, LA, GA.  
 NEMATODE, Root Knot. *Meloidogyne incognita*.  
 NEMATODE, Spiral. *Helicotylenchus nannus*.  
 NONPARASITIC. **Bud Drop, Dieback.** Malnutrition, freezing, desiccation,  
 widespread.  
**Oedema.** Corky excrescences, from disturbed water relations.  
**Sunscald.** Light circular spots, often with secondary fungi.

ROT, Root. **Phytophthora cinnamomi**, major problem, AL, CA; **Clitocybe tabescens**, FL, LA.

SPOT ANTHRACNOSE, Scab. **Elsinoë leucospila**, FL, GA, LA.

VIRUS. **Camellia Yellow Mottle Leaf** (color-breaking strains).

Flower blight is a devastating disease that has spread with plants in cans or pots. Order camellias bare-rooted, with all flower buds showing color picked off. Dieback is the subject of much controversy among camellia fans. Drastic surgery and a copper spray early in the season to prevent infection through bud scars seems to be helpful. Chelated iron may mask color-breaking virus symptoms.

---

### **CAMOMILE (*Anthemis*)**

BACTERIAL, MLO. **California Aster Yellows**, CA.

DAMPING-OFF. **Rhizoctonia solani**, WA.

NEMATODE, Root Knot. **Meloidogyne** sp., FL, MD.

ROT, Root. **Phymatotrichum omnivorum**, TX.

---

### **CAMPANULA (Bellflower, Canterbury Bells)**

BACTERIAL, Proliferation. **Rhodococcus fascians**, OR.

BACTERIAL, MLO. **Aster Yellows**, PA.

BLIGHT, Gray Mold. **Botrytis cinerea**, AK.

BLIGHT, Southern. **Sclerotium rolfsii**, IL, NJ.

LEAF SPOT. **Ascochyta bohémica**, WI; **Cercoseptoria minuta**, WI; **Phyllosticta alliariifoliae**, NJ, NY; **Ramularia macrospora**, AK; **Septoria campanulae**, IL, IA, KS, MO, WI.

NEMATODE, Leaf. **Aphelenchoides** sp.

NEMATODE, Root Knot. **Meloidogyne** sp.

POWDERY MILDEW. **Golovinomyces cichoracearum**, PA.

ROT, Root. **Fusarium** sp., NY, NJ; **Rhizoctonia solani**, CT, IL, TX.

ROT, Stem. **Sclerotinia sclerotiorum**, MD, WA.

RUST. **Coleosporium campanulae** (II, III), widespread; 0, I on pine; **Aecidium campanulastris** (0, I), IA, MN; **Puccinia campanulae** (III), CA, MT, NY, OR, WA.

VIRUS. **Tomato Spotted Wilt**, CA.

WILT. **Verticillium albo-atrum**.



---

## CAMPHOR-TREE (*Cinnamomum*)

ANTHRACNOSE. *Glomerella cingulata*, Gulf states.

BLACK MILDEW. *Lembosia camphorae*, FL.

CANKER; DIEBACK. *Diplodia camphorae*, *D. natalensis*, *D. tubericola*, widespread; *Gloeosporium camphorae* and *G. ochraceum*, also leaf spot, Gulf states.

LEAF SPOT, Algal. *Cephaleuros virescens*, FL to LA.

MISTLETOE. *Phoradendron serotinum* (*flavescens*), FL.

NEMATODE, Lesion. *Pratylenchus pratensis*, FL.

NONPARASITIC. **Chlorosis**. Manganese deficiency, FL.

POWDERY MILDEW. *Microsphaera alni* var. *cinnamomi*, LA.

ROT, Root. *Armillaria mellea*, FL; *Phymatotrichum omnivorum*, TX; *Clitocybe tabescens*, FL.

SPOT ANTHRACNOSE. *Elsinoë cinnamomi*, MS, SC.

---

## CANDLESTICK SHRUB (*Cassia*)

LEAF SPOT. *Tubakia dryina*, LA.

---

## CANDYTUFT (*Iberis*)

BLIGHT, Gray Mold. *Botrytis cinerea*, AK.

CLUB ROOT. *Plasmodiophora brassicae*, MS, NJ.

DODDER. *Cuscuta indecora*, TX.

DOWNY MILDEW. *Peronospora parasitica*, CA.

NEMATODE, Root Knot. *Meloidogyne* sp., AL.

POWDERY MILDEW. *Erysiphe polygoni*, CA.

ROT, Root. *Phoma lingam*, CA; *Pythium oligandrum*, ME.

VIRUS. **Lettuce Mosaic**, NY

WHITE RUST. *Albugo candida*, CA.

---

## CANNA

BLIGHT, Southern. *Sclerotium rolfsii*, TX.

LEAF SPOT. *Alternaria* sp., MI, SC, TX.

NEMATODE, Burrowing. *Radopholus similis*.

ROT, Rhizome. **Fusarium** sp., MN, MO, PA.

RUST. **Puccinia cannae** (II, III), FL, OH, TX.

VIRUS. **Cucumber Mosaic**, OH, RI; **Mosaic**; unidentified, DE, MD, MI, NY; **Canna Yellow Mottle**.

---

### **CANOLA (*Brassica napus*)**

BLACK LEG. **Septosphaeria maculans**, KY; **Leptosphaeria maculans**, Canada, ND.

DECLINE SYNDROME. Causal agent unknown, GA, KY, TN.

PHYTOPLASMA. **Candidatus asteris** (also on **Brassica rapa**), Saskatchewan, Canada.

ROT, Damping-off. **Rhizoctonia solani**, WA.

ROT, Stem. **Sclerotinia sclerotiorum**, GA.

---

### **CANTALOUPE**

► Melon.

---

### **CAPE-COWSLIP (*Lachenalia*)**

VIRUS. **Ornithogalum Mosaic**, AL.

---

### **CAPE-HONEYSUCKLE (*Tecomaria*)**

ANTHRACNOSE. **Colletotrichum gloeosporioides**, TX.

ROT, Root. **Armillaria mellea**, CA; **Clitocybe tabescens**, FL.

---

### **CAPE-MARIGOLD (*Dimorphotheca*)**

BACTERIAL, MLO. **Aster Yellows**, NJ, NY.

BLIGHT, Gray Mold. **Botrytis cinerea**, AK, CT.

DOWNY MILDEW. **Plasmopara halstedii**, IA, ND.

NEMATODE, Root Knot. **Meloidogyne** sp., FL.

ROT, Charcoal. **Macrophomina phaseoli**, CA.

ROT, Root. **Pythium ultimum**, CA; **Rhizoctonia solani**, IL.

RUST. **Puccinia flaveriae** (III), IL, IN, NE, NJ.

VIRUS. **Curly Top Virus (Beet)** on *Dimorphotheca pluvialis* var. *fingens* and *D. sinuata*.

WILT. **Fusarium** sp., FL.

---

### **CAPEWEED, CAPE DANDELION (*Arctotheca calendula*)**

BLIGHT; ROT, Root, Crown and Stolon. **Sclerotium rolfsii**, CA.

---

### **CAPER (*Capparis*)**

BLACK MILDEW. **Asterina lepidigenoides**, FL; **A. radians**, FL.

---

### **CARAWAY (*Carum*)**

BACTERIAL, MLO. **California Aster Yellows**, WA.

DODDER. **Cuscuta** sp., WA.

NEMATODE, Root Knot. **Meloidogyne** sp.

ROT, Stem. **Sclerotinia sclerotiorum**, WA.

---

### **CARDOON (*Cynara cardunculus*)**

LEAF SPOT. **Cercospora obscura**, CA, TX; **Ramularia cynarae**, CA.

POWDERY MILDEW. **Golovinomyces cichoracearum**, CA.

---

### **CARISSA**

CANKER; DIEBACK. **Physalospora obtusa** and **P. rhodina**, FL.

LEAF SPOT. **Colletotrichum gloeosporioides**, FL; **Macrophoma** sp., CA;  
**Septoria** sp., CA.

NEMATODE, Root Knot. **Meloidogyne** sp., CA, FL.

ROT, Root. **Phymatotrichum omnivorum**, TX.

---

### **CARISSA (Natal-Plum)**

CANKERS; GALL. **Sphaeropsis tumefaciens**, FL.

## **CARNATION (*Dianthus caryophyllus*)**

- ANTHRACNOSE. *Colletotrichum* sp., NJ, NY, TX.
- BACTERIAL Blight. *Pseudomonas woodsii*, HI.
- BACTERIAL Crown Gall. *Agrobacterium tumefaciens*, MD.
- BACTERIAL Fasciation; Witches' Broom. *Clavibacter fascians*, CA, OH.
- BACTERIAL, MLO. **Aster Yellows.**
- BACTERIAL Pimple. *Xanthomonas oryzae*.
- BACTERIAL Spot. *Pseudomonas woodsii*, MS to GA, IN, MI, ND, OK, OR, WA.
- BACTERIAL Wilt. *Pseudomonas caryophylli*, IL, IN, IA, MA, MO, WA.
- BLIGHT, Branch and Collar Rot. *Alternaria dianthi*, general.
- BLIGHT, Gray Mold. *Botrytis cinerea*, cosmopolitan in high humidity.
- BLIGHT, Petal. *Stemphylium floridanum*, FL.
- BLIGHT, Southern. *Sclerotium rolfsii*, FL, MS, TX.
- BLIGHT, Web. *Pellicularia koleroga*, NC.
- BLOTCH, Greasy. *Zygophiala jamaicensis*, CA, PA.
- DOWNY MILDEW. *Peronospora dianthicola*, CA.
- LEAF SPOT, Mold; Fairy Ring. *Heterosporium echinulatum* occasional in greenhouses, CA, TX; *Cladosporium herbarum*, secondary, general.
- LEAF SPOT. *Cladosporium echinulatum*, HI; *Septoria dianthae*, VT to SC, CA, MI, TX.
- NEMATODE, Cyst. *Heterodera trifolii*.
- NEMATODE, Lance. *Hoplolaimus coronatus*.
- NEMATODE, Pin. *Paratylenchus dianthus*.
- NEMATODE, Ring. *Criconemoides curvatum*.
- NEMATODE, Root Knot. *Meloidogyne arenaria*; *M. hapla*; *M. incognita-acrita*; *M. javanica*.
- NONPARASITIC. **Yellow Spotting.** Potassium deficiency, NJ, NY.
- PETAL SPOT. *Bipolaris (Helminthosporium) setariae*, FL.
- POWDERY MILDEW. *Oidium* sp., FL, NC; *O. dianthi*, CA.
- ROT, Bud. *Fusarium tricinctum* f. sp. *poae*, MA to VA, KS, NE, WA.
- ROT, Root. *Phymatotrichum omnivorum*, TX; *Pythium* sp., IL; *Rhizoctonia solani*, general; *Armillaria mellea*, CA.
- ROT, Stem. *Armillaria mellea*, CA; *Fusarium cerealis*, general.
- RUST. *Uromyces dianthi* (II, III), general.
- SMUT. Anther. *Ustilago violaceae*, MA.

VIRUS. **Carnation Latent; Carnation Mosaic; Carnation Mottle; Carnation Ring Spot; Carnation Streak; Carnation Yellows; Carnation Etch-Ring; Beet Curly Top**, CA, TX; **Carnation Necrotic Fleck**, CA; **Carnation Italian Ring Spot; Carnation Vein Mottle**.

WILT. **Fusarium oxysporum** f. sp. **dianthi**; **Verticillium albo-atrum** (*dahliae*), NJ; **Phialophora** (*Verticillium*) **cinerescens**, NY.

A rigid sanitation program is necessary for healthy carnations, taking cuttings high on the plant, breaking instead of cutting, planting in sterile medium, controlling aphids and other insect vectors of virus diseases and controlling mites that spread bud rot. The mother block system controls wilts; heat cures viruses.

---

### **CAROB, ST. JOHNS BREAD (*Ceratonia*)**

CANKER. **Botryosphaeria ribis**, CA.

NEMATODE, Root Knot. **Meloidogyne** spp.

ROT, Root. **Phymatotrichum omnivorum**, TX; **Phytophthora cactorum**, CA.

WILT. **Verticillium albo-atrum**, CA.

---

### **CAROLINA GERANIUM (*Geranium carolinianum*)**

BLIGHT, Stem and Leaf. *Sclerotinia minor*, NC.

VIRUS. Tomato Spotted Wilt, GA.

---

### **CAROLINA JESSAMINE (*Gelsemium*)**

BLACK MILDEW; Black Spot. **Asterina somatophora**, FL.

LEAF SPOT. **Phyllosticta gelsemii**, NJ.

ROT, Root. **Phymatotrichum omnivorum**, TX.

SOOTY MOLD. **Capnodium grandisporum**, MS, TX.

---

### **CAROLINA MOONSEED (*Cocculus*)**

LEAF SPOT. **Cercospora cocculicola**, OK; **C. menispermi**, MS, TX.

NEMATODE, Burrowing. **Radopholus similis**, FL.

ROT, Root. **Phymatotrichum omnivorum**, TX.

**CARPETWEED (*Mollugo*)**

VIRUS. **Tomato Spotted Wilt**, GA.

**CARROT (*Daucus carota* var. *sativa*)**

BACTERIAL Blight. **Xanthomonas carotae**, CA, ID, IA, WI.

BACTERIAL Core-Rot. **Erwinia chrysanthemi** and/or **E. carotovora** var. **carotovora**, IL.

BACTERIAL, MLO. **Aster Yellows**, widespread and California strain, CA, ID, OR, WA.

BACTERIAL Soft Rot. **Erwinia carotovora**, general.

BLIGHT, Early; Leaf Spot. **Cercospora carotae**, general.

BLIGHT, Late. **Alternaria dauci**, general.

BLIGHT, Southern. **Sclerotium rolfsii**, GA to FL, CA, TX.

CANKER, Root; Storage Rot. **Rhizoctonia** spp., MI, NY, OR, WA.

DAMPING-OFF. **Pythium** sp., ID; **Rhizoctonia solani**, general.

DODDER. **Cuscuta** sp., ID, MS, NM, NY, TX, WV.

LEAF SPOT. **Ramularia** sp., KS; **Alternaria tenuis**, secondary, also seed mold; **Cercospora carotae**, WA.

NEMATODE. **Nacobbis batatiformis**.

NEMATODE, Cyst. **Heterodera carotae**.

NEMATODE, Root Knot. **Meloidogyne arenaria**; **M. incognita**; **M. javanica**.

NONPARASITIC. **Black Heart**. Cause unknown, WI.

**Chlorosis**. Magnesium deficiency in acid soil.

**Root Girdle**. Cause unknown.

POWDERY MILDEW. **Erysiphe polygoni**, CA; **E. heraclei**, NY, NC, WA.

ROT, Black. **Alternaria radicina**, ID, MA, MI, NY, PA, WA.

ROT, Black Mold. **Rhizopus** spp.; Blue Mold, **Penicillium** sp.; Gray Mold, **Botrytis cinerea**; Pink Mold, **Trichothecium roseum**, IN.

ROT, Crown. **Rhizoctonia solani**, GA.

ROT, Dry. **Fusarium** spp., ID, NY, associated with scab; **Mycocentrospora acerina**, WA.

ROT, Root. **Helicobasidium purpureum**, OR, WA; **Phymatotrichum omnivorum**, AZ, LA, TX; **Phytophthora megasperma**, CA; **Sclerotinia minor**, **S. sclerotiorum**, Ontario, Canada.

ROT, Storage. **Centrospora acerina**, NY; **Aspergillus niger**; **Pellicularia filamentosa**; **Typhula** sp.

ROT, Watery Soft. **Sclerotinia sclerotiorum**, general; **S. intermedia**, **S. minor**.

RUST. **Uromyces scirpi** (0, I), OR; II, III on *Scirpus*.

SCAB. **Streptomyces scabies**, CA, MI, PA, WA.

SCAB, Acid. **Streptomyces acidiscabies**, ME.

SPIROPLASMA. **Carrot Purple Leaf. Spiroplasma citri**, WA.

VIRUS. **Alfalfa Mosaic**, CA, WA; **Clover Yellow Vein**, WA.

VIRUS. **Beet Curly Top**, OR, UT; **Carrot Motley Dwarf**; **Celery Mosaic**; **Carrot Red Leaf**; **Carrot Thin Leaf**, CA; **Lettuce Infectious Yellows**, AZ, CA.

Carrots in home gardens require a deeply dug friable soil even more than treatment for diseases. Root-knot nematodes are rather common.

---

### **CARROT, WILD (*Daucus carota*)**

VIRUS. **Alfalfa Mosaic**, WA; **Clover Yellow Vein**, WA.

---

### **CASCARA (*Ramnus ramorum*)**

LEAF SPOT, Black. **Phytophthora ramorum**, CA.

---

### **CASHEW (*Anacardium*)**

BLIGHT, Seedling. **Sclerotium rolfsii**, FL.

---

### **CASSABANA, CURUBA (*Sicana*)**

ANTHRACNOSE. **Colletotrichum lagenarium**, FL.

---

### **CASSIA (*Senna*, *Sicklepod*, *Partridgepea*)**

BLIGHT, Seedling. **Alternaria cassiae**, MS.

CANKER, Stem. **Diaporthe phaseolorum** var. **caulivora**, LA.

DIEBACK. **Diplodia natalensis**, TX.

LEAF SPOT. *Cercospora nigricans*, MS; *Septoria cassiicola*; *Tubakia dryina*, LA.

NEMATODE, Root Knot. *Meloidogyne* sp., CA, TX.

POWDERY MILDEW. *Microsphaera alni*, MD; *Erysiphe polygoni*.

ROT, Black. *Cylindrocladium parasiticum*, GA.

ROT, Root. *Clitocybe tabescens*, FL; *Phymatotrichum omnivorum*, TX.

WILT. *Fusarium oxysporum* f. sp. *cassiae*, FL, GA, NC, SC.

---

## CASSIOPE

LEAF GALL. *Exobasidium vaccinii*, WA.

---

## CASTOR-BEAN (*Ricinus communis*)

BACTERIAL Crown Gall. *Agrobacterium tumefaciens*.

BACTERIAL Leaf Spot. *Xanthomonas ricinicola*, MD, OK, TX.

BACTERIAL Wilt. *Pseudomonas solanacearum*, AL, FL, GA, MI.

BLIGHT, Inflorescence; Gray Mold. *Botryotinia ricini*, GA to FL, TX.

BLIGHT, Southern. *Sclerotium rolfsii*.

DAMPING-OFF. *Rhizoctonia solani*, FL, KS.

GALL. *Synchytrium* sp., TX.

LEAF SPOT. *Alternaria* sp., FL, LA, TX; *Cercospora canescens*, AL, KS, MT; White Spot, *C. ricinella*; *Corynespora cassiicola*.

NEMATODE, Root Knot. *Meloidogyne* sp., OK.

NEMATODE, Burrowing. *Radopholus similis*, FL.

ROT, Root. *Clitocybe tabescens*, FL; *Phymatotrichum omnivorum*, TX.

ROT, Stem. *Sclerotinia sclerotiorum*, FL; *Phytophthora parasitica*, FL.

---

## CASUARINA (Australian-Pine)

NEMATODE, Root Knot. *Meloidogyne* sp., FL.

ROT. *Armillaria mellea*, CA; *Clitocybe tabescens*, FL.

*Casuarina* is particularly susceptible to *Clitocybe* root rot but *C. cunninghamiana* is more resistant than other species.

---

## CATALINA CHERRY (*Prunus lyoni*)

LEAF SPOT; Shot Hole. *Coryneum beierincki*.



---

## CATALPA

ANTHRACNOSE. *Gloeosporium catalpae*, MD, MA, NJ, NY, PA.

BLIGHT, Southern. *Sclerotium rolfsii*, on seedlings.

DAMPING-OFF. *Rhizoctonia solani*, NE; *Pythium ultimum* (somewhat resistant).

LEAF SPOT. *Alternaria catalpae*, widespread; *Cercospora catalpae*, MA to FL, TX and IA; *Phyllosticta catalpae*, general.

NEMATODE, Root Knot. *Meloidogyne* sp., southern states to OH.

NONPARASITIC. *Chlorosis*. Soil alkalinity.

**Leaf Scorch.** Heat, drought.

POWDERY MILDEW. *Microsphaera alni* var. *vaccinii*, MA to AL, IL, NE, TX; *Phyllactinia corylea*, IL, IN, KY, MA, OH, SC, VA.

ROT, Root. *Armillaria mellea*, WA; *Helicobasidium purpureum*, OH; *Phymatotrichum omnivorum*, TX; *Thielaviopsis basicola*, of seedlings.

ROT, Wood. *Collybia velutipes*, IN; *Polyporus* spp.; *Schizophyllum commune*; *Stereum* spp.; *Trametes sepium*.

SOOTY MOLD. *Capnodium axiliatum*, LA, SC.

SPOT ANTHRACNOSE. *Sphaceloma* sp.

WILT. *Verticillium albo-atrum*, IL, IN, KS, MA, NJ, NY, OH, VA.

Leaf spots may cause some defoliation in a wet season, but many years the expense of spraying may be unjustified on a limited budget. *Verticillium* wilt kills street trees.

---

## CATHA (Arabian-Tea)

BLIGHT, Leaf Tip, *Colletotrichum gloeosporioides*, FL.

---

## CATNIP (*Nepeta*)

BACTERIAL Leaf Spot. *Pseudomonas tabaci*, WI; *Xanthomonas campestris*, CA.

BLIGHT, Gray Mold. *Botrytis cinerea*, AK.

BLIGHT, Southern. *Sclerotium rolfsii*, TX.

LEAF SPOT. *Ascochyta nepetae*, WI; *Cercospora nepetae*, IL, TX; *Phyllosticta decidua*, IL, NY, OH, WI; *Septoria alabamensis*, AL; *S. nepetae*, WI.

ROT, Root. **Rhizoctonia solani**, TX.

VIRUS. **Cucumber Mosaic**, IN, IA, KS, MI, WI.

WILT. **Fusarium** sp., GA.

---

### **CAT-TAIL (*Typha*)**

LEAF SPOT. **Stagonospora typhoidearum**, TX, WI; **Phyllosticta typhina**, NE, NY, OR, TX, WI; **Scolecotrichum typhae**, CO.

MOLD, Leaf. **Cladosporium** spp., general.

ROT, Culm. **Ophiobolus** sp., AR.

ROT, Leaf. **Phythiogeton autossytum**, OH; **Pythium helicoides**, OH.

---

### **CATS-CLAW (*Doxantha*)**

ROT, Root. **Phymatotrichum omnivorum**, TX.

---

### **CEANOTHUS**

BACTERIAL Crown Gall. **Agrobacterium tumefaciens**, WA.

LEAF SPOT. **Cercospora ceanothi**, KS, WI; **Septoria ceanothi**, ID; **Cylindrosporium ceanothi**, Pacific Coast; **Phyllosticta ceanothi**, MS.

POWDERY MILDEW. **Microsphaera alni**, widespread.

ROT, Root. **Armillaria mellea**, CA.

ROT, Sapwood. **Schizophyllum commune**, CA.

RUST. **Puccinia tripsaci** (0, I), KS, NE, WI; II, III on grasses.

WILT. **Verticillium albo-atrum**, CA.

---

### **CEDAR (*Cedrus* spp.) (Atlas Cedar, Deodar, Cedar of Lebanon)**

CANKER; DIEBACK. **Diplodia pinea**, AL; **Sirococcus conigenus**, OR.

ROT, Heart. **Fomes pini**, occasional.

ROT, Root, **Armillaria mellea**, MS; **Clitocybe tabescens**, FL; **Phymatotrichum omnivorum** TX; **Phytophthora cinnamomi**, CA.

---

### **CELANDINE (*Chelidonium*)**

LEAF SPOT. **Septoria chelidonii**, TX.

ROT, Root. **Phymatotrichum omnivorum**, TX.

## **CELERY, CELERIAC (*Apium graveolens*)**

- BACTERIAL Leaf Spot. ***Pseudomonas jaggeri*** pv. ***apii***, CT, DE, FL, IN, MI, MN, ND, NY, OH; Leaf Blight, ***P. cichorii***, FL; ***Pseudomonas syringae*** pv. ***apii***, CA.
- BACTERIAL, MLO. **California Aster Yellows**, CA, ID, UT, WA.
- BACTERIAL Soft Rot. ***Erwinia carotovora***, cosmopolitan.
- BLIGHT, Early. ***Cercospora apii***, general.
- BLIGHT, Late. ***Septoria apiicola*** (includes *S. apii* large leaf spot, and *S. apii-graveolentis*), general.
- DAMPING-OFF. ***Pythium mastophorum***, CA; ***Pythium*** spp.; ***Rhizoctonia solani***; ***Aphanomyces euteiches***, cosmopolitan.
- LEAF SPOT. ***Phyllosticta apii***, DE, NJ; ***Stemphylium*** sp. and ***Alternaria*** sp., secondary.
- NEMATODE, Awl. ***Dolichodorus heterocephalus***, red root, FL.
- NEMATODE, Pin. ***Paratylenchus hamatus***, New England, CA; ***P. projectus***, NJ.
- NEMATODE, Root Knot. ***Meloidogyne incognita***.
- NEMATODE, Sheath. ***Hemicycliophora parvana***, FL.
- NEMATODE, Stem. ***Ditylenchus dipsaci***, CA.
- NEMATODE, Sting. ***Belonolaimus gracilis***, FL; ***B. longicaudatus***.
- NEMATODE, Stubby Root. ***Paratrichodorus christiei***.
- NONPARASITIC. **Black Heart**. Wide fluctuations of soil moisture, general.  
**Brown Stem**. Over-age plants.  
**Cracked Stem**. Boron deficiency.  
**Hollow Stem**. Pithiness. Sometimes chilling; sometimes genetic.
- POWDERY MILDEW. ***Erysiphe heraclei***, CA.
- ROT, Petiole and Crown. ***Sclerotinia minor***, CA.
- ROT, Gray Mold. ***Botrytis cinerea***, cosmopolitan.
- ROT, Pink; Watery Soft. ***Sclerotinia sclerotiorum***, general; ***S. intermedia***; ***S. minor***.
- ROT, Root; Scab on celeriac. ***Phoma apiicola***, CA, MI, NY, OH, WI.
- ROT, Stem; Brown Spot. ***Cephalosporium apii***, CA.
- ROT, Storage. ***Centrospora acerina***, NY; ***Typhula variabilis***, NY; ***Tricothecium roseum***, pink mold, NY.
- SLIME MOLD. ***Physarum*** spp., CA.
- VIRUS. **Celery Calico**, CA, FL, NY, OH; **Celery Mosaic**, AL, CA, FL, WA; **Cucumber Mosaic**; **Beet Curly Top**, OR; **Celery Yellow Spot**,

CA; **Tomato Spotted Wilt; Lettuce Mosaic**, NY; **Broad Bean Wilt**, NY.

WILT, Yellows. **Fusarium oxysporum** f. sp. **apii**, CA, MI, NY, TX, general.

WILT. **Verticillium albo-atrum**, CA.

In many areas soil treatment for nematodes increases yield. Yellows-resistant varieties are on the market. Seed should be treated for leaf blights unless more than 2 years old. In Florida, development of apothecia of *Sclerotinia* is inhibited by flooding fields. Western growers fight mosaic by celery-free periods and by controlling insect vectors.

---

### **CELTUCE (*Lactuca serriota* var. *sativa*)**

DOWNY MILDEW. **Bremia lactucae**, ND, PA, WA.

LEAF SPOT. **Septoria lactucae**.

ROT, Watery Soft; Drop. **Sclerotinia sclerotiorum**, MA.

Celtuce is a kind of lettuce and subject to some of the same diseases.

---

### **CENCHRUS (*Buffelgrass*)**

BLIGHT. **Pyricularia grisea**, TX.

---

### **CENTAUREA (*Bachelors-Button, Basketflower, Cornflower, Dusty-miller, Yellow Starthistle*)**

BACTERIAL, MLO. **Aster Yellows**, widespread; **California Aster Yellows**, CA.

BLIGHT, Southern. **Sclerotium rolfsii**, CT, MD, NJ, TX.

DIEBACK, Stem. **Pseudomonas syringae**, MT.

DODDER. **Cuscuta** sp.

DOWNY MILDEW. **Bremia lactucae**, CA; **Plasmopara halstedii**, IA, TX.

NEMATODE, Root Knot. **Meloidogyne** sp., CA, FL, OH.

POWDERY MILDEW. **Golovinomyces cichoracearum**, CA, CT.

ROT, Root. **Phymatotrichum omnivorum**, TX; **Pythium** sp.; **Rhizoctonia solani**, IL, IN, NJ, NY, TX.

ROT, Stem. **Sclerotinia sclerotiorum**, CA, IN, MS, MO, TX; **Phytophthora cactorum**, NY.

RUST. **Puccinia cyani** (0, I, III), MA to NC, CA, IN, OR, WA; **P. irrequieta** (II, III), TX; 0,1, unknown; **P. jaceae** var. **diffusa**; **P. acroptili**, NM; **P. jaceae** var. **solstitiales**, CA.

VIRUS. **Tomato Spotted Wilt**, PA.

WHITE RUST. **Albugo tragopogonis**, TX.

WILT. **Verticillium albo-atrum**, NY.

WILT, Stem Rot. **Fusarium oxysporum** f. sp. **callistephi**, MI.

---

## CENTIPEDE GRASS (*Eremochloa*)

ANTHRACNOSE. **Colletotrichum graminicola**, FL.

LEAF MOLD. **Curvularia** sp., LA; **Stachybotrys** sp., MD.

ROT, ROOT. **Gaeumannomyces graminis**, GA.

---

## CENTURY PLANT (*Agave*)

ANTHRACNOSE. **Glomerella cingulata** (*Colletotrichum agaves*) occasional.

BLIGHT, Gray Mold. **Botrytis cinerea**, after chilling.

LEAF SCORCH; Blight. **Stagonospora gigantea**, NM, TX.

LEAF SPOT. **Coniothyrium concentricum**, *C. agaves*, common.

LEAF SPOT, Black Patch. **Dothidella parryi**, CA.

LEAF SPOT, Black Rot. **Thielaviopsis paradoxa**, Mexico.

LEAF SPOT, Red Leaf Ring, **Pantoea ananatis**, Mexico.

---

## CEPHALOTAXUS (Japanese Plum-Yew)

BLIGHT, Nursery. **Phomopsis juniperovora**, NY.

---

## CESTRUM

BACTERIAL Canker, Vascular. **Clavibacter michiganense**, WY.

---

## CHAEROPHYLLUM

BROOMRAPE. **Orobanche ramosa**, TX.

### **CHAMAECYPARIS (Atlantic White-Cedar, Port Orford White-Cedar, Alaska Yellow-Cedar, Hinoki Cypress, Sawara Cypress-Retinospora)**

- BACTERIAL Crown Gall. *Agrobacterium tumefaciens*, CA.  
 BLIGHT, Nursery. *Phomopsis juniperovora*, widespread.  
 BLIGHT, Tip. *Pestalotia funerea*, MI, NJ, TX; *Didymascella chamaecyparissi*, NY.  
 CANKER, Bark Patch. *Aleurodiscus nivosus*, NJ.  
 NEMATODE. *Sphaeronema* sp., AK; *Crossonema* sp., AK.  
 NONPARASITIC. *Scorch*. Sun, freezing, drought, mites.  
 ROT, Collar and Root. *Phytophthora lateralis*, CA, OR, WA, serious; *P. cinnamomi*.  
 ROT, Heart. *Fomes pini*, occasional; *F. pinicola*, AK; *F. subroseus*, NJ, NC.  
 ROT, Root. *Armillaria mellea*, VA; *Clitocybe tabescens*, FL; *Phymatotrichum omnivorum*, TX; *Pythium ultimum*, CA; *Phytophthora lateralis*, CA.  
 ROT, Wood. *Lenzites saepiaria*, VA; *Poria* spp.; *Polyporus* spp.; *Steccherinum balloui*, NJ; *Trametes isabellina*, CA; *Fomes annosus*.  
 RUST, Gall. *Gymnosporangium biseptatum* (III), ME, NH to NJ, AL; 0, I on service-berry; *G. nootkatense* (III), AK, OR, WA; 0, I on crabapple, pear, mountain-ash; *G. fraternum* (III), ME, MA, NJ; 0, I on chokeberry.  
 RUST, Witches' Broom. *Gymnosporangium ellisii* (III), ME to FL and AL; 0, I on sweet fern, bayberry, wax-myrtle.

### **CHAMAEDAPHNE (Cassandra, Leatherleaf)**

- GALL, Leaf. *Exobasidium vaccinii*, widespread; *Synchytrium vaccinii*, NJ.  
 LEAF SPOT. *Ascochyta cassandrae*, NY to WI; *Venturia arctostaphyli*, NH, NY.  
 RUST. *Chrysomyxa ledi* var. *cassandrae* (II, III), ME to PA and MN; AK; 0, I on pine.

---

## CHAYOTE (*Sechium*)

ANTHRACNOSE. *Colletotrichum lagenarium*, FL, TX.

BLIGHT, Southern. *Sclerotium rolfsii*, TX.

LEAF SPOT. *Cercospora sechii*, FL, TX.

NEMATODE, Root Knot. *Meloidogyne* sp.; *M. incognita*.

NEMATODE, Stubby Root, *Trichodorus* sp.

ROT, Fruit. *Glomerella cingulata*, LA.

---

## CHECKER MALLOW (*Sidalcea*)

LEAF SPOT. *Ramularia sidalceae*, CA, CO, WY.

RUST. *Endophyllum tuberculatum* (III), CO, WY; *Puccinia interveniens* (0, I), CA, CO, ID, MT, OR, WA, WY; II, III on *Stipa*; *P. schedonnardi* (0, I), CO; *P. sherardiana* (0, III), AZ, CA, CO, NV, OR, WA.

---

## CHENOPODIUM

DAMPING-OFF. *Sclerotium rolfsii*, CA.

VIRUS. **Sowbane Mosaic**, CA. Commonly used as test plant (bioassay) for viruses.

---

## CHERIMOYA, CUSTARD-APPLE (*Annona*)

ANTHRACNOSE, Fruit Rot. *Glomerella cingulata*, FL.

BLIGHT, Stem. *Diplodia natalensis*, TX.

ROT, Root. *Armillaria mellea*, CA; *Clitocybe tabescens*, FL; *Phymatotrichum omnivorum*, TX.

RUST. *Phakopsora cherimoliae* (II, III), FL, TX.

---

## CHERRY (*Prunus* spp.)

BACTERIAL Black Spot; Canker; Gummosis. *Xanthomonas pruni*, NY to MI, GA and TX.

BACTERIAL Canker. *Pseudomonas syringae*, MA to MI; Pacific states and *P. morsprunorum*.

BACTERIAL Crown Gall. *Agrobacterium tumefaciens*, CA, TX, WA.

- BACTERIAL Fire Blight. **Erwinia amylovora**, OR, WA.
- BACTERIAL, MLO. **Peach X-Disease; Peach Yellow Leaf Roll (Peach Western X-Disease)**, Northwest.
- BLACK KNOT. **Dibotryon morbosum**, eastern states.
- BLIGHT, Shoot; Shot Hole. **Coryneum carpophilum** (*C. beijerinckii*), CA, ID, OR, WA.
- BLIGHT, Blossom, Brown Rot. **Monilinia laxa**, general, Pacific states, MI, NY, WI.
- BLIGHT, Seedling, Twig. **Monilinia rhododendri**, VT to GA, AR, IA; **M. fructicola**, shoot and leaf, GA.
- CANKER, Felt Fungus. **Septobasidium retiforme**, GA.
- CANKER, Trunk and Collar. **Phytophthora cactorum**, **P. citrophthora**, CA.
- CANKER, Twig. **Phomopsis padina**; **Cytospora leucostoma**, NY, PA; **Valsa leucostoma**, widespread; **Nectria** sp., NY; **Eutypa lata** (syn. **E. armeniacae**), CA.
- LEAF BLISTER. **Taphrina farlowii**, VT to FL, TX; **Taphrina cerasi**, ME to NJ, MN.
- LEAF SPOT. **Cercospora circumscissa** (*Mycosphaerella cerasella*), NJ, PA, VA to FL, TX; **Alternaria citri** var. **cerasi**, CA; **Phyllosticta pruni-avium**, OR; **Cercospora graphioides** and **Phyllosticta serotina** on wild black cherry only; **Coccomyces lutescens**, VA.
- LEAF SPOT; Blight; Shot hole. **Coccomyces hiemalis**, general.
- MISTLETOE. **Phoradendron serotinum** (**flavescens**).
- NEMATODE, Lesion. **Pratylenchus** sp.; **P. vulnus**, CA.
- NEMATODE, Root Knot. **Meloidogyne** sp; **M. incognita**; **M. javanica**.
- NONPARASITIC. **Brown Bark Spot**. Arsenical poisoning of soil, ID, MT, WA.
- Chlorosis**. Alkali injury, CA, TX.
- Little Leaf**. Zinc deficiency, CA, OR, WA.
- POWDERY MILDEW. **Podosphaera oxycanthae**, general.
- ROT, Brown. **Monilinia fructicola**, general.
- ROT, Fruit. **Alternaria** sp.; **Botrytis cinerea**; **Cladosporium herbarum**, CA to WA and ID; **Lambertella** sp., OR; **Microstroma tonellianum**, MA; **Penicillium expansum**; **Rhizopus stolonifer**, occasional in market; **Pullularia** sp., Northwest; **Mucor piriformis**.
- ROT, Heart; Wood. **Fomes fomentarius**, Northeast; **Polyporus** spp.; **Poria ambigua**, CA.



ROT, Root. **Armillaria mellea**, NM, OK, OR; **Phymatotrichum omnivorum**, TX; **Xylaria** spp., VA; **Poria ambigua**, CA.

ROT, Silver Leaf. **Stereum purpureum**, NY, MT.

RUST. **Tranzschelia discolor** (II, III), GA, MA, NE, NY, NC, OK, TX; 0, I on anemone.

SCAB. **Fusicladium cerasi**, NY to IA and WI.

VIRUS. **Cherry Rough Fruit**, UT on Sweet cherry (*Prunus avium*).

VIRUS. **Cherry Albino; Cherry Bark-Splitting; Cherry Black Canker; Cherry Buckskin; Cherry Bud Abortion; Cherry Chlorosis; Cherry Freckle Fruit Disease; Cherry Green Ring Mottle; Cherry Gummosis; Cherry Little Cherry; Cherry Midleaf Necrosis; Cherry Mora; Cherry Mottle Leaf; Cherry Necrotic Rusty Mottle; Cherry Pink Fruit; Cherry Pinto Leaf; Cherry Rasp Leaf; Cherry Ring Spot; Cherry Rugose Mosaic; Cherry Rusty Mottle; Cherry Twisted Leaf; Cherry Vein Clearing; Cherry Yellows; Prune Dwarf; Tomato Ring Spot; Stem Pitting; Prunus Necrotic Ring Spot**, CA, WA; **Plum Pox**, WA.

---

### **CHERRY, FLOWERING, ORIENTAL (*Prunus serrulata*)**

BACTERIAL Fire Blight. **Erwinia amylovora**, GA, OH.

BACTERIAL Leaf Spot. **Xanthomonas pruni**, NJ.

CANKER; DIEBACK. **Botryosphaeria ribis**, GA.

DECLINE. Cause, unknown; complex of insect, poor soil, viral infection and air pollutants suspected, VA.

LEAF BLISTER; Witches' Broom. **Taphrina cerasi**, MD, NJ.

LEAF SPOT. **Coccomyces hiemalis**, MA, NJ.

SCAB. **Cladosporium carpophilum**, MS.

VIRUS. **Cherry Vein Clearing; Cherry (Flowering) Rough Bark; Cherry Little Cherry**.

---

### **CHERRY, JAPANESE FLOWERING (*Prunus subhirtella*)**

LEAF SPOT. **Cristulariella pyramidalis**, FL.

---

## CHERRY-LAUREL (*Prunus laurocerasus*)

BACTERIAL Spot. *Xanthomonas pruni*, GA, MS, NJ, SC.

BLIGHT, Blossom; Brown Rot. *Monilinia fructicola*, CA; *M. laxa*, CA; *Alternaria* sp., TX.

LEAF SPOT. *Cercospora circumscissa*, CA; *C. cladosporioides*, LA, TX; *Coccomyces lutescens*, MS; *Phyllachora beaumontii*, AL; *Phyllosticta laurocerasi*, CA, FL, NJ; *Septoria ravenelii*, SC.

MISTLETOE. *Phoradendron serotinum* (*flavescens*), FL.

ROT, Root. *Armillaria mellea*, CA; *Clitocybe tabescens*, FL; *Phymatotrichum omnivorum*, TX.

WILT. *Verticillium albo-atrum*, CA.

---

## CHESTNUT (*Castanea*)

BLIGHT, Canker. *Endothia parasitica*, general, with American chestnut practically exterminated by it.

BLIGHT, Twig. *Cytospora* sp.; *Phomopsis* sp.; *Diplodia longispora*.

CANKER, Bark Patch. *Aleurodiscus aceris*.

CANKER; DIEBACK. *Cryptodiaporthe castanea*; *Strumella coryneoidea*.

LEAF SPOT. *Actinopelte dryina*; *Cylindrosporium castanae*; *Marssonina ochroleuca*, general; *Monochaetia desmazierii*; *M. kansensis*; *Phyllosticta castanea*; *Exosporium fawcettii*; *Scolecosporium fagi*.

MISTLETOE. *Phoradendron villosum*, CA.

POWDERY MILDEW. *Microsphaera alni*; *Phyllactinia corylea*.

ROT, Root. *Armillaria mellea*; *Phytophthora cinnamomi*; *Phymatotrichum omnivorum*.

ROT, Wood. *Fomes* spp.; *Polyporus* spp.; *Poria* spp.; *Stereum* spp.

Japanese and Chinese chestnuts are resistant to chestnut blight. Plant breeders are trying to develop hybrids between Asiatic and native species that will be resistant to *Endothia*.

---

## CHICKORY

► Endive.

---

## CHICK-PEA, GARBANZO (*Cicer*)

- BACTERIAL, Blight. *Pseudomonas andropogonis*, ME.  
 BACTERIAL, Pink Seed. *Erwinia rhapontici*, Saskatchewan, Canada.  
 BLIGHT. *Ascochyta radiei*, ID, NE, WA.  
 NEMATODE, Root Knot. *Meloidogyne* spp.  
 ROT, Root. *Fusarium solani* f. sp. *lisi*; *Thielaviopsis basicola*, ID, WA.  
 ROT, Root; Damping-Off. *Pythium ultimum*, CA; *Rhizoctonia solani*, CA.  
 ROT, Stem. *Sclerotinia sclerotiorum*, ND, WA; *S. minor*, AR.  
 RUST. *Uromyces ciceris-arietini*, GA.  
 VIRUS. Mosaic, unidentified, CA; Chickpea filiform, WA; Lettuce Mosaic, CA; Red Clover Vein Mosaic, WA; Pea Enation Mosaic, ID, WA; Bean leaf Roll, ID, WA; Pea Streak, ID, WA.  
 WILT. *Fusarium lateritium* f. sp. *cicerii*; Vascular Disease; *Phialophora gregata*; *Fusarium solani* f. sp. *lisi*, CA. *Verticillium albo-atrum*.

---

## CHICKWEED (*Stellaria* and *Cerastium*)

- ROT. *Sclerotinia minor*, NC; *Sclerotium rolfsii* (stem), NC.  
 VIRUS. Tomato Ringspot, PA; Tomato Spotted Wilt, GA.

---

## CHINABERRY (*Melia*)

- BLACK MILDEW. *Meliola* sp.  
 BLACKLEG. *Phoma lingam*, WA.  
 BLIGHT, Limb; Twig. *Pellicularia koleroga*, FL; *Eutypella stellulata*, OK, TX; *Fusarium lateritium*, TX.  
 CANKER. *Nectria coccinea*, MS, SC.  
 DOWNY MILDEW. *Peronospora parasitica*, general.  
 LEAF SPOT. *Cercospora leucosticta*, Gulf states; *C. meliae*; *C. subsessilis*; *Phyllosticta azedarachis*, AL; *P. meliae*, LA, TX.  
 MISTLETOE. *Phoradendron serotinum* (*flavescens*), TX.  
 NEMATODE, Root Knot. *Meloidogyne* sp.  
 POWDERY MILDEW. *Phyllactinia corylea*, MS.  
 ROT, Root. *Helicobasidium purpureum*, TX; *Phymatotrichum omnivorum*, AZ, TX.  
 ROT, Wood. *Fomes meliae*, AL; *Polyporus versicolor*, GA.

**CHINESE CABBAGE (*Brassica pekinensis*, *B. chinensis*)**

ANTHRACNOSE. *Colletotrichum higginsianum*, FL.

BACTERIAL Black Rot. *Xanthomonas campestris*, IN, MD, TX.

BACTERIAL Leaf Spot. *Pseudomonas maculicola*, VA.

BACTERIAL, MLO. *Aster Yellows*.

BLIGHT, Southern. *Sclerotium rolfsii*, TX.

CLUB ROOT. *Plasmodiophora brassicae*, CT, MA, NJ, OH, PA.

LEAF SPOT, Black. *Alternaria oleracea*, CA, CT, FL, MA, NH, TX; Gray,

**A. brassicae**, CA, CT, FL, IN, MD; **Cercospora brassicola**, FL, GA, NH, NJ; **Cercospora brassicae**, white spot, widespread.

LEAF SPOT; White Spot. *Pseudocercospora capsellae*, CA.

NEMATODE, Root Knot. *Meloidogyne* sp.

POWDERY MILDEW. *Erysiphe polygoni*, AZ, MA; *Peronospora parasitica*.

ROT, Root; Damping-off. *Aphanomyces raphani*, WI.

ROT, Watery Soft. *Sclerotinia sclerotiorum*, AZ, MA, NY, TX.

VIRUS. **Turnip Mosaic**; **Cauliflower Mosaic**.

WHITE RUST. *Albugo candida*, AL.

---

**CHINESE EVERGREEN (*Aglaonema*)**

ANTHRACNOSE. *Colletotrichum* sp., *Gloeosporium* sp., WA.

BACTERIAL Leaf Spot. *Erwinia aroideae*; *Xanthomonas dieffenbachiae*, FL.

GLEBAL MASSES. *Sphaerobolus stellatus* (*Gasteromycetous fungus*), FL, TX.

LEAF SPOT. *Myrothecium roridum*, FL.

NEMATODE, Lesion. *Pratylenchus coffeae*, FL.

NEMATODE, Root Knot. *Meloidogyne javanica*.

ROT, Collar; Foliar Blight. *Fusarium subglutinans*, HI.

ROT, Root; Leaf. *Pythium splendens*, FL.

The root rot is serious, with all roots rotted, plants stunted, dying. Destroy infected plants. Take tip cuttings well above ground.

---

**CHINESE LANTERN (*Physalis alkekengi*)**

LEAF SPOT. *Alternaria solani*; *Phyllosticta* sp., OK; *P. physaleos*, CT.

SMUT, White. *Entyloma australe*, CT, NY.

VIRUS. **Cucumber Mosaic; Tobacco Mosaic; Potato Mottle.**

WILT. **Verticillium albo-atrum**, NY.

---

### **CHINESE TALLOWTREE (*Sapium*)**

LEAF SPOT. **Cercospora stillingiae**, LA; **Phyllosticta stillingiae**, LA.

ROT, Root. **Clitocybe tabescens**, FL; **Phymatotrichum omnivorum**, TX.

---

### **CHINESE WAXGOURD (*Beincasa*)**

ANTHRACNOSE. **Colletotrichum lagenarium**, IN.

DOWNY MILDEW. **Pseudoperonospora cubensis**, MA, OH.

NEMATODE, Root Knot. **Meloidogyne** sp.

---

### **CHINQUAPIN (*Castanopsis*)**

BLIGHT, Chestnut; Canker. **Endothia parasitica**, general.

CANKER, Brown Felt. **Septobasidium pseudopedicellatum**.

LEAF BLISTER. **Taphrina castanopsidis**, CA.

LEAF SPOT. **Dothidella castanopsidis**, CA, OR; **Mycosphaerella** sp., CA, OR.

POWDERY MILDEW. **Microsphaera alni**, NC.

ROT, Heart; Sapwood; Wood. **Fomes ignarius**, OR; **Ganoderma oregonenses**; **Peniophora sanguinea**; **Polyporus hirsutus**; **P. versicolor**.

ROT, Root. **Armillaria mellea**, OR.

WILT, Oak. **Ceratocystis fagacearum**.

---

### **CHIOGENES (Creeping Snowberry)**

RUST. **Chrysomyxa chiogenis** (II, III), MI, NH, NY, WI; 0, I unknown.

---

### **CHIONODOXA (Glory-of-the-Snow)**

NEMATODE, Bulb. **Ditylenchus dipsaci**.

---

## CHIRITA

VIRUS. **Tobacco Mosaic**, CA, CT, DC, FL, OH, WA.

---

## CHIVES (*Allium schoenoprasum*)

DOWNY MILDEW. **Peronospora destructor**, CA.

RUST. **Puccinia porri** (II, III), CT, NY, WA.

SMUT. **Urocystis cepulae**, MA.

---

## CHLOROGALUM (Soap-Plant)

LEAF SPOT. **Heterosporium gracile**, CA.

RUST. **Uromyces aureus** (0, I, III), CA.

---

## CHOKEBERRY (*Aronia*)

BACTERIAL Fire Blight. **Erwinia amylovora**, MI, TX, WV.

DODDER. **Cuscuta compacta**, FL.

LEAF SPOT. **Ascochyta pirina**, WI; **Cercospora mali**, AL, TX; **C. piri**, MI, NH, WI; **Mycosphaerella arbutifolia**, NY; **Phyllosticta arbutifolia**, NJ.

ROT, Brown. **Monilinia fructicola**, WI.

ROT, Root. **Phymatotrichum omnivorum**, TX.

RUST. **Gymnosporangium clavariiforme** (0, I), MA; III on juniper; **G. clavipes** (0, I), CT, ME, MA, TX; **G. davisii** (0, I), ME, MI, NH, WI; **G. fraternum** (0, I), DE, MA, ME, NJ, PA; III on chamaecyparis.

---

## CHOKECHERRY (*Prunus virginiana*)

BACTERIAL Leaf Spot. **Xanthomonas pruni**, IL, MT, NY, WY.

BACTERIAL, MLO. **Peach X-Disease**, NH to VA, IL, WI.

BLACK KNOT. **Dibotryon morbosum**, general.

BLIGHT, Fruit and Shoot. **Monilinia demissa**, ID, WA; **M. padi** (*Sclerotinia angustior*), VT to KS, ND.

CANKER; DIEBACK. **Cytospora chrysosperma**, MT.

CANKER, TWIG. **Eutypa lata** (syn. **E. armeniaca**), CA.  
 LEAF BLISTER; Fruit, Shoot Hypertrophy. **Taphrina confusa**, widespread.  
 LEAF SPOT. **Cylindrosporium nuttallii**, OR; **Gloeosporium prunicola**, NY; **Lophodermina prunicola**, tar spot, CO; **Mycosphaerella cerasella**, KS; **Phyllosticta circumscissa**; **P. virginiana**, leaf blotch, NY to KS and MT; **Septoria pruni**, MI.  
 LEAF SPOT; Shot Hole. **Cercospora circumscissa**, New England, IA, WI; ND to KS, and MT; **Cercospora lutescens**, general.  
 NEMATODE, Root Knot. **Meloidogyne** sp.  
 POWDERY MILDEW. **Podosphaera oxycanthae**, widespread; **Phyllactinia corylea**, WA.  
 ROT, Brown Heart. **Fomes fulvus**, ND, SD.  
 RUST. **Tranzschelia pruni-spinosae** (II, III), CT to IL, WI.  
 VIRUS. **Western X-Disease**, ID, OR, UT, WA; **Tatter Leaf (Peach Ring Spot)**.  
 Chokecherries should be eliminated near peach orchards to control the peach X-disease.

---

### **CHRISTMAS BERRY (*Heteromeles arbutifolia*)**

BLIGHT, Sudden Oak Death. **Phytophthora ramorum**, CA.  
 RUST. **Gymnosporium exiguum**, CA.

---

### **CHRISTMAS CACTUS (*Zygocactus truncatus*)**

ROT, Basal Stem. **Fusarium oxysporum**, MA.  
 ROT, Root. **Phytophthora parasitica**, FL.  
 VIRUS. **Zygocactus Montana X**, MT.

---

### **CHRISTMAS ROSE (*Helleborus niger*)**

BLIGHT, Flower Spot. **Botrytis cinerea**, NJ; **Gloeosporium** sp., NJ.  
 LEAF SPOT, Black. **Coniothyrium hellebori**, MD, NY, OR.  
 ROT, Stem. **Sclerotium delphinii** (*S. rolfsii*), NY.

## CHRYSANTHEMUM (*Dendranthema grandiflora*)

- BACTERIAL, MLO. **Phloem Necrosis**. MLO, widespread; **Aster Yellows**.  
 BACTERIAL Blight; Wilt. **Erwinia chrysanthemi**, serious in greenhouses;  
**E. carotovora**, OK; **Pseudomonas cichorii**, FL.
- BACTERIAL Crown Gall. **Agrobacterium tumefaciens**, CT, FL, NJ, TX.  
 BACTERIAL Fasciation. **Clavibacter fascians**, MI, NJ, NY, OH.
- BLIGHT, Blossom. **Phytophthora nicotianae**, AL.  
 BLIGHT, Gray Mold. **Botrytis cinerea**, cosmopolitan.  
 BLIGHT, Leaf; Blotch. **Septoria leucanthemi**, widespread.  
 BLIGHT, Petal. **Itersonilia perplexans**, FL, MN.
- BLIGHT, Ray. **Ascochyta chrysanthemi** (*Mycosphaerella ligulicola*), MD  
 to FL, CA, MS, OH; Ray Speck, **Stemphylium floridanum**, FL;  
**Alternaria** spp.
- BLIGHT, Southern. **Sclerotium rolfsii**, FL, VA.
- DODDER. **Cuscuta** sp., MI, NJ, NY, WA, WV; **C. arvensis** and **C. indecora**, TX.
- LEAF SPOT. **Alternaria** sp., OK, TX; **Cercospora chrysanthemi**, AL, LA, MD, PA, TX; **Cylindrosporium chrysanthemi**, MA to AL and KS;  
**Phyllosticta chrysanthemi**, FL, MA, MS, VA.
- LEAF SPOT. **Septoria chrysanthemella** (*S. chrysanthemi*) and **S. obesa**, general.
- NEMATODE, Leaf. **Aphelenchoides ritzemabosi**, widespread.  
 NEMATODE, Lesion. **Pratylenchus pratensis**, NJ, TX.  
 NEMATODE, Root Knot. **Meloidogyne** spp.
- NONPARASITIC. **Crackneck**. In greenhouses, probably overwatering and insufficient ventilation **Air Pollution Injury**.  
**Yellow Strapleaf**. Amino acid imbalance.
- PETAL SPOT. **Bipolaris** (*Helminthosporium*) **setariae**, FL.
- POWDERY MILDEW. **Golovinomyces cichoracearum**, general.
- ROT, Charcoal Stem. **Macrophomina phaseoli**, OK.  
 ROT, Flower. **Fusarium tricinctum** f. *sp.poa*, LA, NJ.  
 ROT, Root. **Fusarium** sp.; **Rhizoctonia solani**, general; **Pythium** sp.  
 ROT, Root. **Phymatotrichum omnivorum**, AZ, TX.  
 ROT, Stem. **Fusarium solani**.  
 ROT, Stem; Drop. **Sclerotinia sclerotiorum**, AZ, LA, MI, VA.  
 RUST. **Puccinia taneceti** (II), general.  
 RUST, WHITE. **Puccinia horiana** (III, IV), CA, FL, NJ, OR, PA.



VIROID. **Chrysanthemum Stunt**, serious; **Chrysanthemum Chlorotic Mottle**, FL, NY, widespread.

VIRUS. **Chrysanthemum Flower Distortion**; **Chrysanthemum Mosaic**; **Chrysanthemum Ring Spot**; **Chrysanthemum Rosette**; **Impatiens Necrotic Spot**, GA, NC; **Tomato Aspermy**; **Tomato Spotted Wilt**.

WILT. **Fusarium oxysporum** f. sp. **callistephi**; **F. oxysporum** f. sp. **tracheiphilum**, SC.

WILT. **Fusarium oxysporum** f. sp. **chrysanthemi**, FL, SC, widespread.

WILT. **Verticillium albo-atrum**.

When garden chrysanthemums have foliage browning and dying progressively up the stem, the cause can be leaf nematodes, Septoria leaf spots, or Verticillium wilt. To reduce spread of nematodes home gardeners should take tip cuttings rather than crown divisions. Commercial growers should procure stock free from stunt and other virus diseases.

---

### CHRYSOPSIS (Golden Aster)

LEAF SPOT. **Cercospora macroguttata**, AL, MS; **Ramularia chrysopsisidis**, NY.

POWDERY MILDEW. **Golovinomyces cichoracearum**, MT, WY.

RUST. **Coleosporium asterum** (II, III), CO, FL, NE; 0, I on pine; **Puccinia grindeliae** (III), CA, CO, OK, UT, WY; **P. stipae** (0, I), AZ, CO, FL, MT, NE, WY; II, III on grasses.

---

### CIMICIFUGA (Bugbane, Black Cohosh)

LEAF SPOT. **Ascochyta actaeae**, CT, NY; **Ectostroma afflatum**, VA.

NEMATODE, Root Knot. **Meloidogyne** spp., NJ.

---

### CINCHONA

LEAF SPOT. **Cercospora cinchonae**, LA.

NEMATODE, Root Knot. **Meloidogyne** sp.

---

### CINERARIA (*Senecio*)

BACTERIAL, MLO. **Aster Yellows**, NY.

BLIGHT. **Botrytis cinerea**, AK, IN, MO, NJ, PA.

DAMPING-OFF. **Rhizoctonia solani**, IL, NY.

DOWNY MILDEW. **Plasmopara halstedii**, NY.

NEMATODE, Root Knot. **Meloidogyne** sp.

POWDERY MILDEW. **Golovinomyces cichoracearum**, MA.

ROT, Root. **Pythium** sp., MD; **P. ultimum**; **Thielaviopsis basicola**, MA.

ROT, Stem. **Fusarium** sp., PA; **Phytophthora** sp., NJ; **Sclerotinia sclerotiorum**, WA.

RUST. **Puccinia lagenophorae**, NY.

VIRUS. **Cineraria Mosaic**, WA; **Tomato Spotted Wilt**; **Chrysanthemum Stunt** (viroid); **Impatiens Necrotic Spot**, NC.

WILT. **Verticillium albo-atrum**, NJ, NY, WA; **V. dahliae**, CA.

---

### **CINNAMON-TREE (*Cinnamomum zeylandicum*)**

ANTHRACNOSE. **Glomerella cingulata**, FL.

LEAF SPOT, Algal. **Cephaleuros virescens**, FL.

---

### **CIRSIUM (Plumed Thistle)**

LEAF SPOT. **Alternaria chrysanthemi**, MT; **Cercospora** spp.; **Phyllosticta cirsii**; **Septoria cirsii**, WI.

POWDERY MILDEW. **Golovinomyces cichoracearum**, general; **Sphaerotheca macularis**.

ROT, Root. **Rhizoctonia solani**, IL; **Phymatotrichum omnivorum**, TX.

RUST. **Puccinia cirsii** (0, I, II, III), PA to NC, CA, TX, OR; **Uromyces junci** (0, I), MT, NE, ND.

WHITE RUST. **Albugo tragopogonis**, NY to IA, TX, WY.

SMUT, Inflorescence. CO, UT.

---

### **CISSUS**

LEAF SPOT. **Cercospora viticola**, LA; **C. arboreae**, TX; **Phyllosticta cissicola**, TX.

ROT, Root. **Phymatotrichum omnivorum**, TX.

RUST. **Aecidium mexicanum** (0, I), OK.

SMUT. **Mycosyrinx cissi**, FL.

## CITRUS FRUITS (Grapefruit, Lemon, Lime, Orange)

- ANTHRACNOSE; Withertip, Fruit Spot. *Glomerella cingulata*, general.
- ANTHRACNOSE, Lime; Withertip. *Gloeosporium limetticum*, on lime only, CA.
- BACTERIAL Blast; Blight; Black Pit. *Pseudomonas syringae*, CA; after cold rains.
- BACTERIAL Canker. *Xanthomonas campestris* pv. *citri*, FL.
- BACTERIAL Crown Gall. *Agrobacterium tumefaciens*, AZ, CA.
- BACTERIAL, MLO. **Citrus Stubborn Disease.**
- BLIGHT, Brown Spot; Fruit and Young Shoots. *Alternaria citri*, FL.
- BLIGHT, Leaf and Stem. *Phytophthora syringae*, CA.
- BLIGHT, Seedling; Fruit Rot. *Sclerotium rolfsii*.
- BLIGHT, Thread. *Pellicularia koleroga*, Gulf states.
- BLIGHT, Twig. *Gibberella baccata* (*Fusarium lateritium*), CA; *Tryblidella rufula*, TX.
- BLOTCH, Sooty. *Gloeodes pomigena*, Gulf states.
- CANKER, Branch Knot. *Sphaeropsis tumefaciens*, FL.
- CANKER, Branch Wilt. *Exosporina fawcettii*, CA.
- CANKER; DIEBACK. *Aspergillus foetidus*, CA.
- CANKER, Felt Fungus. *Septobasidium* spp., Gulf states.
- CANKER, Trunk. *Botryodiplodia theobromea*, TX.
- CANKER, Wound. *Hendersonula toruloidea*, CA.
- DAMPING-OFF. *Pythium* spp.; *Rhizoctonia solani*, cosmopolitan.
- DODDER. *Cuscuta americana*, CA, FL; *Cassytha filiformis*, a dodderlike plant, FL.
- LEAF SPOT. *Cercospora aurantia*, FL, TX; Greasy Spot, *C. citri-grisea*, FL; Tar Spot, *C. gigantea*, FL; *Cladosporium oxysporum*, FL; *Mycosphaerella lageniformis*, CA; *Pleospora* sp., CA; *Alternaria citri*, on Rangpur lime; Fruit Spot, *Septoria citri*, CA, TX; *S. limonium*, CA.
- LEAF SPOT, Algal; Red Rust. *Cephaleuros virescens*, Gulf states.
- LEAF SPOT; Greasy Spot. *Mycosphaerella citri*, FL.
- MISTLETOE. *Phoradendron* sp., Gulf states.
- NEMATODE, Burrowing. *Radopholus similis*, FL.
- NEMATODE, Citrus. *Tylenchus semipenetrans*, CA, FL.
- NEMATODE, Lance. *Hoplolaimus coronatus*.
- NEMATODE, Lesion. *Pratylenchus brachyurus*; *P. vulnus*.
- NEMATODE, Ring. *Criconema civellae*; *Criconemoides citri*, FL.

NEMATODE, Stubby Root. **Paratrichodorus christiei**.

NONPARASITIC. **Blight**. Boron deficiency, CA, FL.

**Blight**. Boron deficiency, CA, FL.

**Bronzing**. Magnesium deficiency, FL.

**Cancroid Spot**. Genetic abnormality.

**Chlorosis**. Iron deficiency, AZ, CA, FL; manganese deficiency, FL.

**Exanthema**. Copper deficiency, augmented by excessive nitrogen fertilization and bad drainage, CA, FL.

**Greasy Spot**. Black Melanose, Cause unknown, CA, TX; chiefly grapefruit.

**Gummosis**. Gum Spot; Gummosis. Environmental injuries in part.

**Leprosis**. Florida Scaly Bark; Nailhead Rust. Cause unknown, FL.

**Mottle Leaf**. Zinc deficiency, AZ, CA, FL.

**Oleocellosis**. Rind-oil Spot. Chemical injury from release of oil in rind.

**Rumple**. Rind network on lemon; cause unknown.

**Silver Scurf**. Thrips injury on fruit, widespread; Silvering. Rust mite injury; Stigmonose. Insect punctures.

**Wilt; Blight; Leaf Curl**. Irregular water supply, FL.

POWDERY MILDEW. **Oidium** sp., CA, FL; **O. tingitaninum**.

ROT, Black, of Fruit. **Alternaria citri**, widespread.

ROT, Brown; Gummosis. **Phytophthora citrophthora**, AZ, CA, FL;

**P. parasitica**, "mal di gomma," CA, FL.

ROT, Charcoal. **Macrophomina phaseoli**, AZ, CA.

ROT, Cottony Fruit; Twig Blight. **Sclerotinia sclerotiorum**, CA, FL, TX.

ROT, Dothiorella; Bark Canker. **Botryosphaeria ribis**, widespread.

ROT. **Diplodia**; Collar; Twig Blight. **Diplodia natalensis**, general.

ROT, Fruit. **Aspergillus** spp.; **Fusarium** spp.; **Mucor** spp.; **Oospora citri aurantii**, sour rot, **Nematospora coryli**, dry rot; **Candida krusei**.

ROT, Fruit. **Gloeosporium foliicolum** (*Glomerella cingulata*), FL.

ROT, Gray Mold; Twig Blight. **Botrytis cinerea**, CA.

ROT, Green Mold. **Penicillium digitatum**; Blue Mold, CA; **P. italicum**;

Pink Mold, **P. roseum**, cosmopolitan; Black Mold, **Rhizopus stolonifer**;

**Trichothecium viride**, occasional.

ROT. Melanose; Phomopsis; Decorticosis; Shell Bark. **Diaporthe citri**, general.

ROT, Mushroom Root. **Armillaria mellea**, CA; **Clitocybe tabescens**, FL.

ROT, Root. **Fusarium solani**; **Phymatotrichum omnivorum**, TX; **Poria vaporaria**, CA; **Thielaviopsis basicola**.

ROT, Wood. **Daldinia concentrica**, occasional; **Ganoderma lucidum**, FL; **Polyporus** spp.; **Schizophyllum commune**; **Trametes hydnoides**; **T. hispida**.

SOOTY MOLD, **Capnodium citri**; **C. citricola**. Gulf states.

SPOT ANTHRACNOSE; Citrus Scab. **Elsinoë fawcettii**, AL, CA, FL, LA, MS.

VIRUS. **Algerian Navel Orange**, FL; **Citrus Ringspot**, CA, FL.

VIRUS. **Citrus Exocortis** (viroid); **Citrus Psorosis**, Scaly Bark; **Citrus Tatter Leaf**; **Citrus Tristeza**, Quick Decline; **Citrus Vein Enation**; **Citrus Xyloporosis**, Cachexia; **Citrus Yellow Vein**; **Citrus Leaf Rugose**, CA; **Citrus Tristeza**, LA; **Citrus Variegation**; **Citrus Leprosis**; **Citrus Enation-Woody Gall**, CA.

In the home garden oil sprays for scale help to get rid of sooty mold. A neutral copper spray just before growth starts is recommended in Florida for citrus scab and one just after flowering for melanose. Citrus trees in the burrowing nematode area are being pulled and the soil treated. Consult the California and Florida Agricultural Experiment Stations for the latest information on specific Citrus problems.

---

## CLARKIA

ANTHRACNOSE, **Colletotrichum** sp. , PA.

BACTERIAL, MLO. **Aster Yellows**, NY, and **California Aster Yellows**, CA.

BLIGHT, Gray Mold; Canker. **Botrytis cinerea**, CA, NY.

DAMPING-OFF. **Pythium debaryanum**, CA; **Rhizoctonia solani**, CT.

DOWNY MILDEW. **Peronospora arthuri**, CA.

GALL, Leaf. **Synchytrium fulgens**, CA.

LEAF SPOT. **Alternaria tenuis**, secondary.

ROT, Stem. **Fusarium** sp., CA; **Phytophthora cactorum**, NY.

RUST. **Puccinia oenotherae** (0, I, II, III), CA, ID, NV, OR, WA; **Pucciniastrum pustulatum** (II, III), AK, NY.

WILT. **Verticillium albo-atrum**, CA.

---

## CLAUSENA (Wampi)

LEAF SPOT. **Glomerella cingulata**, MD.

NEMATODE, Citrus. **Tylenchulus semipenetrans**, FL.

SPOT ANTHRACNOSE; Citrus Scab. **Elsinoë fawcettii**, FL.

**CLAYTONIA (Spring Beauty)**

DOWNY MILDEW. *Peronospora claytoniae*, CA, IA, MD, TX, WA.

GALL, Leaf. *Physoderma claytoniana*; MI, WI.

LEAF SPOT. *Ramularia claytoniae*, CA.

ROT, Root. *Phymatotrichum omnivorum*, TX.

RUST. *Puccinia marie-wilsoniae* (0, I, III), NH to VA, CO, MO, UT, WA, WI; *P. agnita* (0, III); *Uromyces claytoniae* (0, I, III), NY.

VIRUS. Spring Beauty Latent, AR.

---

**CLEMATIS (including Virgins-Bower)**

BACTERIAL Crown Gall. *Agrobacterium tumefaciens*, MN, TX.

BLIGHT, Leaf. *Phloeospora adusta*, TX.

LEAF SPOT. *Ascochyta clematidina*, widespread; *Cercospora rubigo*, CA, WA; *C. squalidula*, widespread; *Cylindrosporium clematidis*, East and South; *Glomerella cingulata*, FL; *Phyllosticta clematidis*, MT, VA; *Ramularia clematidis*, MT; *Septoria clematidis*, WA, WI; *Sphaerella applanata*, MT, TX.

NEMATODE, Root Knot. *Meloidogyne hapla*, ND.

POWDERY MILDEW. *Erysiphe polygoni*, widespread.

RUST. *Puccinia recondita* (0, I), Rocky Mts. and Pacific Coast; II, III on grasses; *P. pulsatillae* (III), CA; *P. stromatica* (III), AL; *Tranzschelia viornae* (II, III), TX.

SMUT. *Urocystis carcinodes*, UT.

---

**CLEOME (Spider-Flower)**

DOWNY MILDEW. *Peronospora parasitica*, LA.

LEAF SPOT. *Cercospora cleomis*, MI, NJ; *C. conspicua*; *Heterosporium hybridum*, IA, MT.

NEMATODE, Root Knot. *Meloidogyne* sp.

RUST. *Puccinia aristidae* (0, I), AZ, CO, IN, MT, NE, NM; II, III on grasses.

---

## CLERODENDRUM (Glorybower)

CANKER, Stem. *Kutilakesa pironii*, FL.

LEAF SPOT. *Septoria phyltaenioides*, SC; *Cercospora apii* f. sp. *clerodendri*, FL.

NEMATODE, Root Knot. *Meloidogyne* sp., MD.

VIRUS. **Zonate Ring Spot**, FL.

---

## CLETHRA (Sweet Pepperbush, White-Alder)

GALL, Red Leaf. *Synchytrium vaccinii*, NJ.

LEAF SPOT. *Phyllosticta clethricola*, MD, NJ, TX.

ROT, Root. *Corticium galactinum*.

---

## CLINOPODIUM (Basil-Weed)

LEAF SPOT. *Phyllosticta decidua*, NY.

RUST. *Puccinia menthae* (0, I, II, III), MA to VA, CO, WI.

---

## CLINTONIA

GALL, Leaf; False Rust. *Synchytrium aureum*, WI.

ROT, Leaf. *Ceratobasidium anceps*, ME, NY, WI.

RUST. *Puccinia mesomajalis* (III), CA, ID, MI, MN, MT, NH, NY, OR, TN, VA, WA, WI.

---

## CLIVIA

NEMATODE, Spiral. *Rotylenchus brachyurus*.

---

## CLOVER (*Trifolium incarnatum*, *T. pratense*, *T. repens*, *T. stoloniferum*, *T. subterraneum*, *T. vesiculosum*)

BLACK SPOT, *Pseudomonas andropogonis*, NC.

BLIGHT, Root; Crown Rot. *Pythium ultimum*; *P. irregulare*; *Fusarium proliferatum*; *Rhizoctonia solani*, GA, TX.

LEAF SPOT. *Cercospora zebrina*, TX.

NEMATODE, Root-Knot. *Meloidogyne graminicola*, MS.

VIRUS. **Clover Yellow Mosaic; Crimson Clover Latent; Cucumber Mosaic; Peanut Stunt**, MO; **Red Clover Vein Mosaic; Subterranean Clover Red Leaf**, CA; **White Clover Mosaic; Alfalfa Mosaic**, WI.

---

### **COCCOLOBA (Sea-Grape, Dove-Plum)**

BLACK MILDEW. *Lembosia coccolobae*; *L. philodendri*; *L. portoricense*; *L. tenella*, FL.

LEAF SPOT. *Pestalotia coccolobae*, FL.

RUST. *Puccinia canaliculata*, GA.

RUST. *Uredo coccolobae*; *U. uviferae* (II), FL.

---

### **COCKLEBUR (*Xanthium*)**

DOWNY MILDEW. *Plasmopara halstedii*, ND.

NEMATODE, Root Knot. *Meloidogyne hapla*.

ROT, Stem. *Sclerotinia trifoliorum*, MD; *S. sclerotiorum*, MD; *S. minor*, MD.

RUST. *Puccinia canaliculata*, KS; *P. xanthii*, KS.

---

### **COCKSCOMB (*Celosia argentia*)**

DAMPING-OFF. *Rhizoctonia solani*, CT.

LEAF SPOT. *Cercospora celosiae*, AL, OK; *Phyllosticta* sp., NJ; *Alternaria* sp., NJ.

NEMATODE, Root Knot. *Meloidogyne* sp., KS, OH, TX.

ROT, Charcoal. *Macrophomina phaseoli*, TX.

VIRUS. **Beet Curly Top**, CA, TX.

VIRUS. **Cucumber Mosaic**, NY.

---

### **COCOA (*Theobroma cacao*)**

GALL. *Agrobacterium tumefaciens*, FL.



---

## COCOA-PLUM (*Chrysobalanus*)

LEAF SPOT. *Cercospora chrysobalani*, FL.

LEAF SPOT, Algal. *Cephaleuros virescens*, FL.

---

## COCOYAM (*Xanthosoma*)

BACTERIAL Leaf Spot. *Xanthomonas campestris* pv. *dieffenbachiae*, FL.

---

## CODONANTHE

VIRUS. **Tobacco Mosaic**, CA, CT, DC, FL, OH, WA.

---

## COFFEE-BERRY (*Rhamnus californicus*)

BLIGHT, Sudden Oak Death. *Phytophthora ramorum*, CA.

LEAF SPOT. *Phaeosphaerella rhamni*, CA.

RUST. *Puccinia mesneriana* (III), CA.

SOOTY MOLD. *Capnodium* sp., CA.

---

## COLEUS

BROOMRAPE. *Orobanche ramosa*, NY.

DAMPING-OFF; Cutting Rot. *Pythium* spp., CA, MD; *Rhizoctonia solani*, FL, IL, NY, TX.

DOWNY MILDEW. *Peronospora lamii*, LA, NY.

LEAF SPOT. *Alternaria* sp., NJ; *Phyllosticta* sp., NJ.

NEMATODE, Leaf. *Aphelenchoides fragariae*, NJ.

NEMATODE, Root Knot. *Meloidogyne* spp., AL, CA, CT, MD, MO, NJ, NY, OK.

NONPARASITIC. **Crinkle**. Genetic leaf deformity.

ROT, Gray Mold; Leaf Blight. *Botrytis cinerea*, AK, MO.

SLIME MOLD. *Badhamia panicea*, KS.

VIRUS. **Coleus Mosaic**.

WILT. *Verticillium* sp., CT.

---

## COLLARDS

(► Cabbage)

Subject to downy mildew and Sclerotinia rot.

---

## COLLINSIA (Blue-Lips, Blue-Eyed Mary)

LEAF SPOT. *Septoria collinsiae*, IL.

ROT, Root. *Pythium mamillatum*, CA.

RUST. *Aecidium insulm* (0, I), UT; *Puccinia collinsiae* (0, I, II, III), CA, OR, UT, WA.

SMUT, White. *Entyloma collinsiae*, CA, OR.

---

## COLLINSONIA (Horse-Balm)

BLACK SPOT, on stem. *Phyllachora* sp., PA.

---

## COLLOMIA

POWDERY MILDEW. *Sphaerotheca macularis*, CA, CO, ID, MT, ND, WA, WY.

NEMATODE, Bulb. *Ditylenchus dipsaci*, Pacific Northwest.

RUST. *Puccinia giliae* (II, III), CA, WA; 0, I unknown; *P. plumbaria* (0, I, III), NV; *Uromyces acuminatus* var. *polemonii* (0, I), CO, NE, ND; II, III on marsh grass.

---

## COLTSFOOT (*Tussilago*)

LEAF SPOT. *Mycosphaerella tussilaginis*, NY; *Septoria farfaricola*, TN.

---

## COLUMBINE (*Aquilegia*)

BLIGHT, Gray Mold. *Botrytis cinerea*; *B. streptothrix*.

DAMPING-OFF; Root Rot. *Rhizoctonia solani*, IL.

LEAF SPOT, *Ascochyta aquilegiae*, CT, IL, IA, NJ, NY, PA, TX, WI; *Cercospora aquilegiae*, KS, OR; *Septoria aquilegiae*, CT, IN, MI, NY, OH, VT, VA, WI; *Haplobasidium pavoninum*, AK.

NEMATODE, Root Knot. **Meloidogyne** sp.

POWDERY MILDEW. **Erysiphe polygoni**, AK, IL, IN, IA, NJ, NY, OH, PA, TX, UT, WI, WY.

ROT, Root. **Phymatotrichum omnivorum**, TX; **Pythium mamillatum**, CA; **Phytophthora dreschleri**, NC.

ROT, Stem. **Phoma** sp., PA; **Sclerotinia sclerotiorum**, DE, OH, PA, TX; **Phyllosticta aquilegicola**, WA.

RUST. **Puccinia recondita** (0, I), CA, CO, ID, NM, OR, WA; II, III on grasses.

SMUT, Leaf and Stem. **Urocystis sorosporioides**, UT.

VIRUS. **Cucumber Mosaic**, OH; **Mosaic**, unidentified, IA, KS.

---

## **COLUMBO (*Frasera*)**

LEAF SPOT. **Asteroma fraseriae**, black mildew, CO, ID; **Cercospora fraseriae**, CO, UT; **Marssonina fraseriae**, ID, WA; **Phyllosticta fraseriae**, CO.

RUST. **Uromyces speciosus** (II, III), CO, NM; 0, I, unknown.

---

## **COLUMNEA**

VIRUS. **Tomato Spotted Wilt**, PA.

---

## **COMMELINA (*C. diffusa*)**

VIRUS. **Aneilema Mosaic**, FL; **Commelina Mosaic**, FL; **Cucumber Mosaic**, FL; **Tradescantia/Zebrinia Mosaic**, FL.

---

## **CONFEDERATE-JASMINE (*Trachelospermum*)**

BLACK MILDEW; Sooty Mold. **Dimerosporium pulchrum**, LA.

LEAF SPOT. **Cercospora repens**, LA.

ROT, Root. **Clitocybe tabescens**, FL.

---

## **CORAL-BELLS**

► **Heuchera**.

**CORALBERRY (*Symphoricarpos orbiculatus*)**

CANKER; Stem Gall. **Phomopsis** sp., MD.

LEAF SPOT. **Cercospora symphoricarpi**, KS, NE, TX.

POWDERY MILDEW. **Microsphaera diffusa**, general.

ROT, Berry. **Alternaria** sp., CT.

ROT, Root. **Helicobasidium purpureum**, TX; **Phymatotrichum omnivorum**, TX.

RUST. **Puccinia crandallii** (0, I), KS, MO, OK.

SPOT ANTHRACNOSE. **Sphaceloma symporicarpii**.

---

**CORDIA**

POWDERY MILDEW. **Golovinomyces cichoracearum**, TX.

ROT, Root. **Clitocybe tabescens**, FL; **Phymatotrichum omnivorum**, TX.

---

**COREOPSIS (Tickseed)**

BACTERIAL, MLO. **Aster Yellows**, NJ, NY, and **California Aster Yellows**, CA.

BLIGHT, Gray Mold. **Botrytis cinerea**, AK.

BLIGHT, Southern. **Sclerotium rolfsii**, FL, TX.

BROOMRAPE. **Orobanche ramosa**, TX.

DODDER. **Cuscuta** sp., NJ.

LEAF SPOT. **Cercospora coreopsidis**, OK; **Phyllosticta coreopsidis**, WI; **Septoria coreopsidis**, IA, WI, TX.

NEMATODE, Root Knot. **Meloidogyne** sp., FL.

POWDERY MILDEW. **Golovinomyces cichoracearum**, MD, MN, NY, WI.

ROT, Root. **Rhizoctonia solani**, MN, NY, TX; **Phymatotrichum omnivorum**, TX.

ROT, Stem. **Sclerotinia sclerotiorum**, OH, WA.

RUST. **Coleosporium inconspicuum** (II, III), GA, MD, NC, OH, SC, TN, VA, WV; 0, I on pine.

SCAB. **Cladosporium coreopsidis**.

VIRUS. **Beet Curly Top**, CA.

WILT. **Verticillium albo-atrum**, NY.

---

## CORIANDER (*Coriandrum*)

ANTHRACNOSE. *Gloesporium* sp., MD.

BACTERIAL Leaf Spot. *Pseudomonas syringae*, CA, FL; *Xanthomonas campestris* pv. *carotae*, OR.

NEMATODE, Root Knot. *Meloidogyne* sp., FL.

VIRUS. **Coriander Feathery Red Vein**, CA.

WILT. *Fusarium oxysporum* f. sp. *coriandrii*, CA.

---

## CORN, SWEET (*Zea mays* var. *saccharata*)

BACTERIAL Leaf Blight. *Acidovorax avenae* syn. *Pseudomonas avenae*, IL.

BACTERIAL Leaf Stripe. *Pseudomonas andropogonis*, FL.

BACTERIAL Spot. *Pseudomonas syringae*, MA.

BACTERIAL Stalk Rot. *Erwinia dissolvens*, FL, WV.

BACTERIAL Wilt. *Erwinia stewartii*, general.

BLIGHT, Leaf. *Helminthosporium turcicum* syn. *Exserohilum turcicum*), HI, IL, TX; middle Atlantic and southern states, occasional in central states; *H. maydis* (*Cochliobolus heterostrophus*), southern leaf blight.

BLIGHT, Seedling; Stalk Rot; Ear Rot. *Penicillium oxalicum*.

DOWNY MILDEW. *Peronosclerospora sorghi*, IL.

LEAF SPOT. *Cercospora zeae-maydis*, VA, Ontario, Canada; *Phaeosphaeria maydis*, FL; *Physoderma maydis*, brown spot, in South; Eyespot, *Kabatiella zeae*.

LESIONS, Stem. *Rhizoctonia solani*, MS.

NEMATODE, Lesion. *Pratylenchus penetrans*.

NEMATODE, Root Knot. *Heterodera zeae*, VA; *Meloidogyne chitwoodi*, Pacific NW; *M. hapla*, Pacific NW.

ROT, Black Bundle Disease. *Cephalosporium acremonium*, MT.

ROT, Dry Ear. *Nigrospora sorghi*, IA.

ROT, Ear, Root and Stalk; Seedling Blight. *Diplodia zeae*, ME to VA, SD, TX; *Fusarium* spp.; *F. moniliforme*, cosmopolitan.

ROT, Root. *Gibberella zeae*, chiefly east of Mississippi River; *Phoma terrestris*, DE, MD; *Pythium* spp., IL, IA, OH, TX; *Helminthosporium pedicellatum*, CA.

RUST. **Puccinia sorghi** (II, III), general; 0, I on oxalis; **P. polysora**, southern.

SMUT. **Ustilago maydis**, general, FL, IL, MI, MN, NY, TX, WI; **Sphacelotheca reiliana**, Head Smut.

SMUT, False. **Ustilagoideia virens**, MS.

VIRUS. **Barley Yellow Dwarf** IL; **Corn Leaf Fleck**; **Corn Mosaic**, **Corn Stunt**, AL, AZ, CA, GA, IN, KY, MO, SC; **Wheat Streak Mosaic**, CO, ID, IN, KS, MI, NE, OH, TX, UT; **Cucumber Mosaic**, celery strain.

VIRUS. **Maize Chlorotic Mottle**, HI, KS, NE; **Maize Dwarf Mosaic**, AL, AZ, AR, CA, GA, ID, IA, MO, NJ, NM, NY, OH, PA, WA; **Maize Rayado Fino**; **Maize Stripe**, FL; **Sorghum Stunt Mosaic**, CA.

WITCHWEED. **Striga asiatica**, on roots, NC.

Smut is the most conspicuous corn disease in home gardens. Bacterial wilt is dependent on survival of insect vectors and may be serious after a warm winter unless resistant hybrids are used.

---

### **CORNCOCKLE (*Agrostemma*)**

LEAF SPOT. **Gloeosporium** sp., IN; **Marssonina delastrei**, IL, IN, MI, MS, MO; **Septoria lychnidis** var. **pusilla**, ND.

ROT, Root. **Phymatotrichum omnivorum**, TX.

ROT, Stem. **Fusarium** sp., IN.

---

### **CORN-MARIGOLD (*Chrysanthemum segetum*)**

BACTERIAL, MLO. **California Aster Yellows**, CA.

LEAF SPOT. **Septoria chrysanthemi**, NY.

---

### **CORYDALIS**

DOWNY MILDEW. **Peronospora corydalis**, IN, MD, MA, OK, TX.

LEAF SPOT. **Septoria corydalis**, TX, WI.

NEMATODE. **Meloidogyne** sp., FL.

RUST. **Puccinia aristidae** (0, I), CO, KS, NE; II, III on grasses; **P. brandegei** (III) CO, WA.

---

## COSMOS

- BACTERIAL, MLO. **Aster Yellows**, DE, NJ, NY, and **California Aster Yellows**, CA.
- BACTERIAL Wilt. **Pseudomonas solanacearum**, NC.
- BLIGHT, Southern. **Sclerotium rolfsii**, MS.
- CANKER, Stem Blight. **Diaporthe stewartii**, CT to NJ, CA, KS, SD, TX.
- DODDER. **Cuscuta** sp., NY.
- LEAF SPOT. **Cercospora** sp., TX; **Septoria** sp., CT.
- NEMATODE, Root Knot. **Meloidogyne** sp.
- POWDERY MILDEW. **Golovinomyces cichoracearum**, CA, MD, NE, NC, TX.
- ROT, Root. **Phymatotrichum omnivorum**, AZ, TX; **Macrophomina phaseoli**, TX; **Pythium** sp., MD; **Rhizoctonia solani**, CT, MD, TX.
- VIRUS. **Beet Curly Top**; **Mosaic**, unidentified, FL, TX; **Tomato Spotted Wilt**, TX.
- WILT. **Fusarium** sp., NJ.

---

## COTONEASTER

- BACTERIAL Fire Blight. **Erwinia amylovora**, widespread.
- BACTERIAL Hairy Root. **Agrobacterium rhizogenes**, central states.
- CANKER, Twig Blight. **Physalospora obtusa**, NY to OH, TX; **Diplodia** sp., TX; **Gibberella baccata**, CA.
- LEAF SPOT. **Fabraea maculata**, CA, IA; **Phyllosticta cotoneastri**, MD; **P. cydoniae**, MS.
- POWDERY MILDEW. **Podosphaera** sp., CA.
- ROT, Root. **Armillaria mellea**, CA; **Clitocybe tabescens**, FL; **Phymatotrichum omnivorum**, AZ, TX; **Phytophthora** sp.
- SCAB. **Venturia** sp., WA.

---

## COTTON (*Gossypium*)

- CANKER, Stem. **Phoma exigua**, NC, VA.
- NEMATODE. **Rotylenchus reniformis**, VA.
- ROT, Lint. **Nigrospora oryzae**, AL.
- ROT, Root. **Rhizoctonia solani**, MS.
- ROT, Stem. **Sclerotinia sclerotiorum**, ND.

**COURSETIA**

RUST. *Phragmopyxis acuminata* (0, III), AZ, CA.

---

**COWANIA**

RUST. *Phragmidium andersonii* (I, II, III), ID.

---

**COWPEA (*Vigna sinensis*)**

LEAF AND STEM DISEASE. *Cercospora cebrina* (clover isolate), NC.

POD SPOT, Black; Seed. *Phomopsis longicolla*, MS.

ROT, Root. *Phytophthora megasperma*, NC.

VIRUS. **Brome Mosaic**, CA; **Cowpea Aphid-Borne Mosaic**, AR; **Cowpea Severe Mosaic**, AR, IN, LA.

WILT. *Fusarium oxysporum* f. sp. *tracheiphilum*, CA.

Cowpeas are of most interest to gardeners as a green manure crop, and there is little need of repeating here the long list of possible diseases, most of which are given under Bean. Ashy stem blight, charcoal rot, is fairly serious. The root-knot nematode is general, but varieties Iron and Bragham are almost immune. Fusarium wilt, general in the South, is largely controlled by using resistant varieties. Leaf spots are numerous, and some may cause defoliation. Rust is widespread on Blackeye and related varieties, but many varieties are resistant.

---

**CRABAPPLE, FLOWERING (*Malus*)**

ANTHRACNOSE. Northwestern. *Neofabraea malicorticis*, OR.

BACTERIAL Fire Blight. *Erwinia amylovora*, widespread.

BLIGHT, Thread. *Pellicularia koleroga*, LA.

BLOTCH, Sooty. *Gloeodes pomigena*, IN.

CANKER, Blister. *Nummularia discreta*, WV.

CANKER, Coral Spot; Twig Blight. *Nectria cinnabarina*, AK.

CANKER; DIEBACK. *Valsa leucostoma*, WV; *Physalospora obtusa*, MI; **Sphaeropsis pyriputrescens**, WA; **Phacidiopycnis washingtonensis** (also Fruit Rot), WA.



- LEAF SPOT. *Cercospora pirina*, IL, WI; *Coniothyrium pirinum*, WI; *Fabraea maculata*, AK, MD; *Illosporium malifoliorum*, WV; *Marssonina coronaria*, IN, IA, MO, WI; *Phyllosticta* sp., IA; *P. solitaria*, IN, IA, KS, OH, TX, WV; *P. zonata*, IA; *Septoria pyri*.
- MISTLETOE, European. *Viscum album*, CA.
- POWDERY MILDEW. *Oidium pyrinum*, WI; *Phyllactinia corylea*, WA; *Podosphaera leucotricha*, IL, IA; *P. oxyacanthae*, WA, WI.
- ROT, Black, fruit, leaf spot. *Physalospora obtusa*, eastern and central states.
- ROT, Heart. *Ganoderma applanatum*.
- ROT, Root. *Armillaria mellea*, WA; *Phymatotrichum omnivorum*, TX.
- RUST. *Gymnosporangium clavipes*, CT, NJ; *G. globosum*, AL, IN, KS, NJ, SC, VA; *G. juniperi-virginianae*, cedar-apple rust, general; *G. libocedri*, AK, OR; *G. nelsonii*, AK, WA; *G. nootkatense*, AK.
- SCAB. *Venturia inaequalis*, general.
- SCAB, Twig Infections. *Venturia inaequalis*, MA, OH, PA, RI.
- Cedar-apple rusts are common and injurious on most native crabapples; asiatic varieties are usually resistant. Remove red-cedars in the vicinity.

---

## CRANBERRY (*Vaccinium*, subgenus *Oxycoccus*)

- DIEBACK. *Diaporthe vaccinii*, WI.
- GALL, Red Leaf. *Synchytrium vaccinii*, NJ.
- GALL; Shoot Hypertrophy; Rose-bloom. *Exobasidium vaccinii*, general; *E. oxycocci*, MA.
- LEAF SPOT. *Discohainesia oenotherae*, also storage rot, MA, NJ, OR, WA, WV; *Mycosphaerella nigromaculans*, black spot, OR, WA; *Phyllosticta putrefaciens*, also berry rot, MA, NJ; *Ramularia multiplex*, MI, NY, WI; *Venturia compacta*, leaf smudge, general; *Cladosporium oxycocci*, leaf mold, NJ, WA.
- NEMATODE. *Atylenchus decalineatus*.
- NEMATODE, Sheath. *Hemicycliophora similis*.
- NEMATODE, Stubby Root. *Paratrichodorus christiei*.
- POWDERY MILDEW. *Microsphaera alni* var. *vaccinii*, AL, NJ, OH.
- ROT, Berry; Blotch. *Acanthorhynchus vaccinii*, ME to NC, WI, OR, WA; *Ceuthospora lunata*, black rot, MA, NJ, OR, WA, WI; *Curvularia inaequalis*, IL, NJ, WI; *Sphaeronema pomorum*, NJ; *Sporonema oxycocci*, AK, ME, MA, NJ, OR, WA, WI.

ROT, Berry Speckle. Several fungi associated.

ROT, Bitter; Leaf Spot. **Glomerella cingulata** var. **vaccinii**, general; **Phyllosticta vaccinii**, WI.

ROT, Early; Scald, Blast. **Guignardia vaccinii**, general; **Phyllosticta vaccinii**, WI.

ROT, End. **Godronia cassandrae**, general.

ROT, Fairy Ring; Root. **Psilocybe agrariella** var. **vaccinii**, MA, NJ.

ROT, Hard; Twig Blight. **Monilinia oxycocci**, MA, ME, OR, WA, WI.

ROT, Root; DIEBACK. **Phytophthora cinnamomi**, MA.

ROT, Storage. **Penicillium** spp., cosmopolitan; **Diaporthe vaccinii**, general; **Botrytis cinerea**, gray mold, also blossom blight; **Alternaria** sp.; **Dematium** spp.; **Melanospora destruens**, in market; **Gloeosporium minus**, MD, NJ; **Pestalotia vaccinii**; **Stemphylium ilicis**.

ROT, Witches' Broom. **Naevia oxycocci**, ME, MI, NH, NY.

RUST. **Pucciniastrum vaccinii** (II, III), OR, UT, WA; 0, I on hemlock.

VIRUS. **Cranberry False-Blossom**, ME to NJ, OR, WA, WI.

VIRUS. **Cranberry Ring Spot**, WI.

---

## **GRAPE-MYRTLE (*Lagerstroemia*)**

BLIGHT, Thread. **Rhizoctonia ramicola**, FL.

LEAF SPOT. **Cercospora lythracearum**, TX; **Cercospora** sp., blotch, FL, TX; **Phyllosticta lagerstroemiae**, tip blight, LA, TX.

NONPARASITIC. **Chlorosis**. Manganese deficiency.

POWDERY MILDEW. **Uncinuliella australiana**, general; **Phyllactinia co-rylea**, AL.

ROT, Root. **Clitocybe tabescens**, FL; **Phymatotrichum omnivorum**, TX.

SOOTY MOLD. **Capnodium** spp., in aphid honeydew.

Mildew is serious on crape-myrtle, calling for sprays as the buds break.

---

## **CRASSULA**

ANTHRACNOSE. **Gloeosporium** sp., NJ.

LEAF SPOT. **Phomopsis** sp., CT.

NEMATODE, Leaf. **Aphelenchoides** sp.

ROT, Root. **Armillaria mellea**, CA; **Pythium** sp., NJ, NY.

---

## CREEPING ZINNIA (*Sanvitalia procumbens*)

VIRUS. **Sunflower Mosaic**, TX.

---

## CREOSOTE BUSH (*Larrea*)

BLIGHT. **Omphalia** sp.

MISTLETOE. **Phoradendron californicum**, TX to CA.

---

## CRINUM

LEAF SCORCH; Red Blotch. **Stagonospora curtisii**, CA, NY.

LEAF SPOT. **Cercospora pancratii**, AL, FL, MS.

VIRUS. **Mosaic**. Unidentified.

---

## CROCUS

BACTERIAL Scab. **Pseudomonas marginata**, occasional on imported stocks.

ROT. Corm. **Fusarium oxysporum**, NY, PA; **Stromatinia gladioli**, dry rot, widespread; **Penicillium** sp., blue mold.

VIRUS. **Iris Mosaic**, CA, MD.

---

## CROTALARIA (*C. retusa*)

BLIGHT, Seedling. **Alternaria cassiae**, MS.

POWDERY MILDEW. **Oidium erysiphoides** var. **crotalariae**, LA, MS.

VIRUS. **Potato Virus X**, on *C. juncea*.

WILT; Root Rot. **Fusarium** sp., GA, TX.

This species is sometimes grown as an ornamental. Crotalaria as a cover crop has more diseases, but *C. spectabilis* is immune to root-knot nematode and so particularly useful between susceptible crops.

---

## CROTON (*Codiaeum*)

ANTHRACNOSE. **Gloeosporium** spp., FL, NJ.

ROT, Root. **Phymatotrichum omnivorum**, TX.

This is the croton of florists.

---

## **CROTON (*Croton*)**

DODDER. *Cuscuta indecora*, TX.

GALL, Leaf. *Kutilakesa pironii*, FL.

LEAF SPOT. *Cercospora capitati*, TX; *C. crotonicola*, SC, TX; *C. crotonis*, AL, FL, SC; *C. crotonophila*, WI; *C. maritima*, MS; *C. crotonifolia*, SC.

NEMATODE, Lesion. *Pratylenchus* sp., FL.

ROT, Root. *Phymatotrichum omnivorum*, TX.

RUST. *Bubakia crotonis* (II, III), KY to AL, AZ, CA, FL, NE, TX.

---

## **CROWBERRY (*Empetrum*)**

RUST. *Chrysomyxa empetri* (II, III), ME, NH, NY.

---

## **CROWN VETCH (*Coronilla varia*)**

NEMATODE. *Meloidogyne* sp., VA.

ROT, Stem. *Sclerotinia trifoliorum*; *Fusarium roseum*.

---

## **CRYPTANTHA**

GALL, Leaf. *Synchytrium myosotidis*, AZ, CA.

POWDERY MILDEW. *Golovinomyces cichoracearum*, CA, NV.

RUST. *Puccinia aristidae* (0, I); II, III on native grasses; *P. cryptanthes*, CA, WA.

---

## **CRYPTANTHUS**

ANTHRACNOSE. *Gloeosporium* sp., WA.

---

## **CRYPTOMERIA**

BLIGHT, Leaf and Twig. *Diaporthe eres*; *Phyllosticta cryptomeriae*, VA and general U.S.

LEAF SPOT. *Pestalotia cryptomeriae*, SC; *P. funerea*, NJ.

## CUCUMBER (*Cucumis sativus*)

- ANTHRACNOSE. *Colletotrichum lagenarium*, general.
- BACTERIAL Angular Leaf Spot. *Pseudomonas syringae* pv. *lachrymans*, general.
- BACTERIAL Soft Rot. *Erwinia aroideae*; *E. carotovorus*.
- BACTERIAL Spot. *Xanthomonas cucurbitae*, MA, MI.
- BACTERIAL Wilt. *Erwinia tracheiphila*, general.
- BLIGHT, Blossom; Fruit Rot. *Choanephora cucurbitarum*, FL, GA, NJ, OK, RI, TX.
- BLIGHT, Gummy Stem; Black Fruit Rot. *Mycosphaerella citrullina*, widespread; *M. melonis*, AZ.
- BLIGHT, Leaf. *Alternaria cucumerina*, general.
- BLIGHT, Southern. *Sclerotium rolfsii*, VA to FL, TX.
- DAMPING-OFF. *Rhizoctonia solani*, also stem rot; *Pythium* spp.
- DODDER. *Cuscuta gronovii*, NY.
- DOWNY MILDEW. *Pseudoperonospora cubensis*, general.
- LEAF SPOT. *Cercospora cucurbitae* AL, DE, IA, NJ, TX, WI; *Ascochyta* sp., OR; *Gloeosporium* sp. IL; *Phyllosticta cucurbitacearum*, DE, OH, TX; *Septoria cucurbitacearum*, DE, MA, NH, PA; *Stemphylium cucurbitacearum*, OH; *Alternaria consortiale*, WA; *Ulocladium cucurbitae*, CA, NY.
- MOLD. Seed. *Alternaria tenuis*, cosmopolitan; *Curvularia trifolii*, NJ.
- NEMATODE, Hop Cyst. *Heterodera humuli*, OR.
- NEMATODE, Root Knot. *Meloidogyne incognita*; *M. javanica*.
- NONPARASITIC. **Chlorosis**. Nitrogen, manganese, or potassium deficiency.
- POWDERY MILDEW. *Golovinomyces cichoracearum*, general; *Sphaerotheca fuliginea*, CA, NC; *Leveillula taurica*, ID.
- ROT, Charcoal. *Macrophomina phaseoli*, IL.
- ROT, Fruit. *Fusarium* spp., TX; *Rhizopus stolonifer*, occasional. *Diplodia natalensis*; *Botrytis cinerea*.
- ROT, Root. *Fusarium solani* f. sp. *radicicola*, CT, OR, WA; *Phymatotrichum omnivorum*, TX.
- ROT, Stem; Fruit. *Sclerotinia sclerotiorum*, occasional.
- SCAB. *Cladosporium cucumerinum*, general.
- VIRUS. **Bromegrass Mosaic Virus**, general.

VIRUS. **Cucumber Mosaic**, general; **Beet Curly Top**, CA, ID, OR, TX, UT, WA; **Tobacco Ring Spot**, MD, PA, VA; **Zucchini Yellow Mosaic**, CA, FL, NY; **Cucurbit Leaf Curl**, AZ, NM, TX.

WILT. **Fusarium oxysporum** f. sp. **cucumerinum**, FL; **F. oxysporum** f. sp. **cucurbitae**; **Verticillium albo-atrum**, CA.

WILT, Basal Stem Lesions. **Phytophthora capsici**, Mexico.

Starting cucumbers under Hotkaps and then treating to control insect vectors helps to reduce bacterial wilt and virus diseases. Choose varieties resistant to mosaic and scab.

---

### CULVERS-ROOT (*Veronicastrum*)

LEAF SPOT. **Cercospora leptandrae**, WI; **Phyllosticta decidua**, TX, WI; **Ramularia veronicae**, TX; **Septoria veronicae**, WI.

POWDERY MILDEW. **Golovinomyces cichoracearum**, IL; **Sphaerotheca macularis**, CT, IL, IA, MD, MI, MO, WI.

ROT, Root. **Phymatotrichum omnivorum**, TX; **Rhizoctonia solani**, TX.

RUST. **Puccinia veronicarum** (III), IA, TX, WI.

---

### CUNNINGHAMIA

LEAF SPOT. Necrotic. **Phomopsis** sp., OR.

---

### CUPHEA

BLIGHT, Gray Mold. **Botrytis cinerea**, occasional in greenhouses.

LEAF SPOT. **Septoria maculifera**, NY, PA, VA, WV.

NEMATODE, Root Knot. **Meloidogyne** sp., MD.

POWDERY MILDEW. **Erysiphe polygoni**, MD, VA.

ROT, Root. **Rhizoctonia solani**, IL.

WILT, Root Rot. **Sclerotinia sclerotiorum** MN, ND.

---

### CURRANT (*Ribes* spp.)

ANTHRACNOSE; Fruit Spot. **Pseudopeziza ribis**, general.

BLIGHT, Cane. **Bostryosphaeria ribis** var. **chromogena**, general.

BLIGHT, Gray Mold; Fruit Spot. **Botrytis cinerea**, Northeast, OR, WA.

- BLIGHT, Thread. **Pellicularia koleroga**, FL.
- CANKER, Cane Knot. **Thyronectria berolinensis**, CT to IN, KS, UT.
- CANKER; DIEBACK. **Nectria cinnabarina**, ME to CO, WA; **N. ditissima**, MN, NY; Black Pustule, **Phragmodothella ribesia**, Northeast, Pacific Northwest.
- DOWNY MILDEW. **Plasmopara viticola**, WI.
- LEAF SPOT. **Alternaria** sp., MI; **Cylindrosporium ribis**, WI; **Mycosphaerella ribis**, ME to MD, AR, OR, WA.
- LEAF SPOT, Angular. **Cercospora angulata**, NY to VA, KS, MN; **C. ribis**, AL, IN, IA.
- POWDERY MILDEW. **Microsphaera grossulariae**, MT, NE, NH; **Sphaerotheca mors-uvae**, AK, CA, CT, MT, NE, OR, WA; **Phyllactinia corylea**, MI.
- ROT, Berry. **Glomerella cingulata**, CT, PA.
- ROT, Collar. **Fomes ribis**, NY to IN, MN, UT.
- ROT, Root. **Armillaria mellea**, CA, OR, WA; **Phymatotrichum omnivorum**, TX; **Hypholoma perplexum**, NY.
- RUST, White Pine Blister. **Cronartium ribicola** (II, III), ME to VA, IL, MN, OR, SD, WA. **Puccinia caricis** (0, I), CT, IN, MD, NY, II, III on *Carex*.
- VIRUS. **Currant Mosaic**, MD, NY.
- WILT. **Verticillium** sp., NY.
- Black currant is the most important host of white pine blister rust and should not be grown; red currants should be kept at least 300 feet from pines. Cut out canes with cane blight.

---

## CURRANT, FLOWERING (*Ribes*)

- ANTHRACNOSE. **Pseudopeziza ribis**, IL, IA, MN, MT.
- BACTERIAL Leaf Spot. **Pseudomonas ribicola**.
- BLIGHT; DIEBACK. **Botrytis cinerea**, AK, IN.
- CANKER; DIEBACK. **Botryosphaeria ribis**, KS; **Phragmodothella ribesia**, NY; **Thyronectria berolinensis**, KS; **Nectria cinnabarina**, AK, KS.
- LEAF SPOT. **Cercospora angulata**, MN; **C. ribicola**, OR, WA; **Marssonina ribicola**, CO; **Mycosphaerella aurea**, NY to KS, SD, WA; **M. ribis**, NY to KS, MN, UT; **Phyllosticta grossulariae**, IN; **Septoria sanguinea**, WA.

RUST. **Coleosporium jonesii**, MN; **Cronartium occidentale**, MT to NM, CA, WA; **C. ribicola**, ME to MD, CO, MN, NV, Pacific states; **Melamp-sora ribesii-purpureae**; II, III on willow; **Puccinia caricina**, NY to IA, AK, CA, OR; **P. micrantha**; **P. parkerae**.

VIRUS. Viruslike vein-banding, CA, CT, MN, NJ, NY, OR, RI, WA.

---

## CYCAD, SAGO-PALM (*Cycas*)

CORALLOID ROOTS. **Anabaena cycadearum** and **Nostoc commune**, algae, and bacterium *Azotobacter* are associated with roots but are mostly innocuous.

LEAF SPOT. **Ascochyta cycadina**, MO, TX; **Pestalotia cycadis** (secondary), CT, FL.

A destructive blight of unknown cause (but with *Gloeosporium* and *Phoma bresadolae* often associated with it) causes pale green areas on pinnae of young leaves, which are curled out of the flat plane and die back. The disease is apparently systemic and increases annually until death. Eradication of blighted plants is the only control suggested.

---

## CYCLAMEN

BACTERIAL Tuber Rot. **Erwinia carotovora**, NJ, NY, OH.

BLIGHT; Bud and Leaf Rot; Petal Spot. **Botrytis cinerea**, cosmopolitan.

BLIGHT, Leaf and Bud. **Glomerella cingulata**, IN, MA, MO, NJ, OH, PA, TX, VA.

LEAF SPOT. **Phyllosticta cyclaminicola**, IL, OH, TX; **P. cyclaminis**, VA; **Systoria cyclaminis**, CA; **Colletotrichum gloeosporioides**, FL; also lesions on flowers and stems.

LEAF SPOT; Stunt; White Mold. **Ramularia cyclaminicola** (*Cladosporium cyclaminis*), CA, IL, MN, NJ, NY, OH, PA.

NEMATODE, Leaf. **Aphelenchoides fragariae**.

NEMATODE, Lesion. **Pratylenchus pratensis**, VA.

NEMATODE, Root Knot. **Meloidogyne** sp., cosmopolitan.

ROT, Root. **Thielaviopsis basicola**, CT.

VIRUS. **Impatiens Necrotic Spot**, NC.

WILT. **Fusarium oxysporum** f. sp. **cyclaminis**, CA, NJ; **Fusarium** sp., NJ.



Discard plants with stunt; sterilize soil and pots, and benches where diseased plants have grown. Avoid splashing to reduce *Botrytis* blight and leaf nematodes. Spray for blight and leaf spots with zineb or ferbam.

---

## CYNOGLOSSUM (Hounds-Tongue)

BLIGHT, Southern. *Sclerotium rolfsii*, FL.  
 DOWNY MILDEW. *Peronospora cynoglossi*, IL, MD, TX.  
 LEAF SPOT. *Cercospora cynoglossi*, IN; *Phyllosticta decidua*, WI;  
*Ramularia lappulae*, WI, TX.  
 NEMATODE, Root Knot. *Meloidogyne* sp.  
 POWDERY MILDEW. *Golovinomyces cichoracearum*, UT, VA, WY.  
 ROT, Root. *Phymatotrichum omnivorum*, TX.  
 ROT, Stem. *Sclerotinia sclerotiorum*, WA, British Columbia, Canada.

---

## CYPRESS (*Cupressus*)

BACTERIAL Crown Gall. *Agrobacterium tumefaciens*, AZ, CA, FL.  
 BLIGHT, Nursery. *Phomopsis juniperovora*, MD, NC, VA.  
 BLIGHT, Seedling. *Fusarium solani*, TX.  
 BLIGHT, Twig. *Coryneum asperulum*, AL; *C. berckmansii*, OR; *Cercospora thujina*, AL, GA, LA; *Pestalotia funerea*, CA, TX; *Botryosphaeria* sp., GA, on Arizona cypress.  
 CANKER; DIEBACK. *Coryneum cardinale*, on Monterey, sometimes Italian cypress; *Cytospora cenisia*, CA, on Italian cypress; *Macrophoma cupressi*, AL, CA, FL, TX; *Monochaetia unicornis*, GA, SC.  
 MISTLETOE. *Phoradendron* sp., AZ, CA, OR.  
 NEEDLE CAST. *Lophodermium* sp., NJ.  
 NEMATODE, Lesion. *Pratylenchus thornei*.  
 ROT, Heart. *Fomes pini*, CA.  
 ROT, Root. *Clitocybe tabescens*, FL; *Phymatotrichum omnivorum*, TX; *Phytophthora cinnamomi*, LA.  
 ROT, Wood. *Stereum taxodii*, cause of "pecky" cypress; *Coniophora puteana*, CA; *Lenzites saepiaria*, cosmopolitan; *Polyporus* spp.; *Poria subacida*; *Steccherinum ochraceum*.  
 RUST. *Gymnosporangium cupressi* (III), on Arizona cypress.

Coryneum canker has killed thousands of Monterey cypress trees in California, and Cytospora canker has been fatal in a narrow belt along the coast.

---

### **CYPRESS-VINE (*Quamoclit*)**

NEMATODE, Root Knot. *Meloidogyne* sp., AL.  
ROT, Root. *Phymatotrichum omnivorum*, TX.  
RUST. *Coleosporium ipomoeae* (II, III), IL, SC, TN.  
WHITE RUST. *Albugo ipomeae-panduratae*, MS, NM.

---

### **CYRILLA (*Leatherwood*)**

CANKER, Brown Felt. *Septobasidium sinuosum*, FL.  
LEAF SPOT. *Phyllosticta cyrillae*, FL.  
RUST. *Aecidium cyrillae*, FL, LA, MS.

---

### **DAHLIA**

BACTERIAL Crown Gall. *Agrobacterium tumefaciens*, CT, IL.  
BACTERIAL, MLO. *Aster Yellows*, MD.  
BACTERIAL Rot. *Erwinia carotovora*, MS, WA; *E. cytolitica*, NY.  
BACTERIAL Wilt. *Pseudomonas solanacearum*, DE, MI, MS, NJ, NC, OK, TX.  
BLIGHT, Blossom. *Choanephora americana*, FL; *Stemphylium floridanum*.  
BLIGHT, Gray Mold. *Botrytis cinerea*, cosmopolitan on flower buds.  
BLIGHT, Southern. *Sclerotium rolfsii*, FL, KS, MS, NJ, NC, TX.  
LEAF SPOT. *Alternaria* sp., VA to AL, MO, MI, secondary; *Cercospora* sp., FL, MS.  
NEMATODE, Bulb. *Ditylenchus destructor*, OR.  
NEMATODE, Leaf. *Aphelenchoides ritzemabosi*, CA.  
NEMATODE, Root. *Paratrichodorus pachydermus*, MI.  
NEMATODE, Root Knot. *Meloidogyne* sp., NC to AL, AZ, CA, MO, TX.  
POWDERY MILDEW. *Golovinomyces cichoracearum*, general; *Ersiphe polygoni*, CA, DE, GA, IA, MO, NJ, PA, VA; *Uncinula* sp., NC.  
ROT, Charcoal. *Macrophomina phaseoli*, OK, SC.  
ROT, Root. *Armillaria mellea*, CA; *Phymatotrichum omnivorum*; TX.

ROT, Stem. **Sclerotinia sclerotiorum**, CA, ME, NY.

ROT, Stem, Root, Cutting. **Pythium** spp.; **Rhizoctonia solani**; **Fusarium roseum**.

SCAB. **Streptomyces scabies**, NC.

SMUT, Leaf. **Entyloma dahliae**, CA, NJ, OR.

VIRUS. **Dahlia Mosaic**, general; **Tomato Spotted Wilt**, CA, MI, NJ, NY, NC, OK, TX, WI; **Cucumber Mosaic**; **Tobacco Ring Spot**.

WILT. **Fusarium oxysporum**; **Verticillium albo-atrum** (*V. dahliae*) IL, MI, MO, NJ, OH, TX.

Leafhopper injury, hopperburn, looks like a true disease. Margins of leaves turn brown, and there may be general stunting and yellowing. The spotted wilt virus causes yellow ring spots in dahlia foliage. Heavy, wet soil contributes to bacterial and fungus rots and wilts. Mildew is often prevalent in late summer.

---

### **DAISY, OXEYE (*Leucanthemum vulgare*)**

BACTERIAL, MLO. **Aster Yellows**, KS, NJ, NY.

BLIGHT, Southern. **Sclerotium rolfsii**, TX.

LEAF SPOT. **Cylindrosporium chrysanthemi**, OK; **Septoria chrysanthemella**; **S. leucanthemi**, blotch, CT, NY.

NEMATODE, Root Knot. **Meloidogyne** sp.

NEMATODE, Stem. **Ditylenchus dipsaci**, NY.

ROT, Stem. **Fusarium roseum** and **F. solani**, TX; **Sclerotinia sclerotiorum**, TX.

ROT, Root. **Phymatotrichum omnivorum**, TX.

VIRUS. **Potato Yellow Dwarf**, NY.

---

### **DALIBARDA (Dewdrop)**

LEAF SPOT. **Septoria dalibardae**, ME, MI, NH, NY, VT.

---

### **DANDELION (*Taraxacum*)**

VIRUS. **Tomato Ringspot**, PA.

## DAPHNE

BLIGHT, Twig. **Botrytis** sp., Northeast, Northwest.

DIEBACK; Wilt. **Fusarium** sp., NJ.

LEAF SPOT; Leaf Drop. **Gloeosporium mezerei**, WA; **Marssonina daphnes**.

ROT, Collar, Stem. **Phytophthora cactorum**, CA, NY; **Rhizoctonia solani**, NY.

ROT, Stem; Wilt. **Sclerotium rolfsii**, FL.

---

## DATURA

BACTERIAL Canker, Vascular. **Clavibacter michiganense**, WY. On *Datura* sp., *D. innoxia*, *D. metal*, *D. meteloides*, *D. mollis*, *D. stramonium*.

BLIGHT, Southern. **Sclerotium rolfsii**, FL.

LEAF SPOT; Pod Blight. **Alternaria crassa**, FL, WI.

NEMATODE, Root Knot. **Meloidogyne hapla**.

ROT, Root. **Thielaviopsis basicola**, WI.

VIRUS. **Bromegrass Mosaic**, general.

VIRUS. **Tomato Spotted Wilt**, CA, TX; **Potato Leafroll**, Pacific NW.

---

## DAYLILY (*Hemerocallis*)

BLIGHT, Gray Mold. **Botrytis** sp., MD.

BLIGHT, Leaf. **Kabatiella** sp., secondary, MD.

LEAF SPOT. **Cercospora hemerocallis**, IL; **Heterosporium gracilis**, NJ, NY, TX; Leaf Streak, **Gloecephalus hemerocalli**, MS, and **Collecephalus hemerocalli**, LA, MS, PA.

NEMATODE, Root Knot. **Meloidogyne incognita**.

ROT, Root. **Sclerotium** sp., IN; **Phymatotrichum omnivorum**, TX; **Armillaria gallsia**, SC.

RUST. **Puccinia hemerocallidis**, FL, GA, HI, Costa Rica.

---

## DECUMARIA

LEAF SPOT. **Cercospora decumariae**, MS.

## DELPHINIUM (Larkspur)

- BACTERIAL Black Spot, Leaf Spot. *Pseudomonas syringae* pv. *delphinii*, ME to VA, MN, TX, rare in Pacific Coast states.
- BACTERIAL Collar Rot. *Erwinia carotovora*, CA, NY.
- BACTERIAL Crown Gall. *Agrobacterium tumefaciens*, WA.
- BACTERIAL Foot Rot; Blackleg. *Erwinia carotovora* pv. *atroseptica*, general.
- BACTERIAL, MLO. California Aster Yellows Stunt, "Greens", Pacific Coast and Rocky Mts.
- BLIGHT, Gray Mold, Bud Rot. *Botrytis cinerea*, CT, MA, MN, MS, NY, WV, WI.
- BLIGHT, Southern; Crown Rot. *Sclerotium rolfsii* (*S. delphinii*), general.
- CANKER, Stem. *Diaporthe arctii*, MD, NY, NC, OH, PA; *Fusarium* spp., widespread; *F. oxysporum* f. sp. *delphinii*, wilt, NY; *Volutella* sp., MD; *Phoma* sp., CT, NJ, NY.
- DAMPING-OFF; Root Rot. *Pythium* spp. and *Rhizoctonia solani*, cosmopolitan.
- DOWNEY MILDEW. *Peronospora ficariae*, CA.
- GALL, Leaf. *Synchytrium aureum*, IA.
- LEAF SPOT. *Ascochyta aquilegiae*, CT; *Cercospora delphinii*, CO, MD; *Ovularia delphinii*, WY; *Phyllosticta* sp., NY; *P. delphinii*, CO; *Ramularia delphinii*, CA, CO, UT; *Septoria delphinella*, IL, KS, WI.
- NEMATODE, Leaf and Stem. *Ditylenchus dipsaci*, OR, WA.
- NEMATODE, Lesion. *Pratylenchus pratensis*.
- NEMATODE, Root Knot. *Meloidogyne* spp., AZ, NJ, NY, VA, WA.
- NONPARASITIC. **Chlorosis**. Low temperature and wet soil.
- Variation**. Noninfectious, seed transmitted leaf-color anomalies.
- POWDERY MILDEW. *Golovinomyces cichoracearum*, MA, MN, NY, WA; *Erysiphe polygoni*, general but some varieties resistant; *Sphaerotheca macularis*, CA.
- ROT, Collar; Leaf Spot. *Diplodina delphinii*, CA, NY.
- ROT, Crown. *Sclerotium delphinii*. See Blight, Southern.
- ROT, Root. *Phymatotrichum omnivorum*, TX; *Pythium aphanidermatum*; *P. ultimum*; *P. vexans*.
- ROT, Stem. *Phytophthora* sp., MN; *Sclerotinia sclerotiorum*, widespread.
- RUST. *Puccinia delphinii* (III), CA; *P. recondita* (0, I), NE to NM, CA.
- SMUT, Leaf and Stem. *Urocystis sorosporioides*, CA, KY, VA.

SMUT, White. **Entyloma winteri**, CA; **E. wyomingense**, WY.

VIRUS. **Delphinium Ring Spot**, CA; **Celery Calico**, CA, ID, WA; **Beet Curly Top**, CA; **Cucumber Mosaic**; **Tomato Spotted Wilt**, CA.

WILT. **Verticillium albo-atrum**, NY, WA.

One of the chief delphinium problems is a condition known as “blacks”, which looks like a disease and is often confused with bacterial black spot but is caused by cyclamen mites. Plants are stunted and deformed; buds turn black. The bacterial disease causes black tar spots on leaves but no deformity, no stunting of the whole plant. Crown rot or southern blight is often fatal to delphiniums. When yellowing and wilting appear, check the soil around the crown for reddish sclerotia and white mycelium and take immediate sanitary measures. Many foot, collar, and root rots and stem cankers afflict delphinium. Because of these, many gardeners grow hybrid delphinium as biennials, rotating locations, choosing well-drained sites. Virus diseases are more important along the Pacific Coast. Use virus-free planting stock and rogue out infected individuals.

---

## DEMORPHOTHECA

VIRUS. **Bidens Mottle**, FL.

---

## DESERT BIRD OF PARADISE (*Caesalpinia*)

POWDERY MILDEW. **Leveillula taurica**, AZ.

---

## DESERT-CANDLE (*Eremurus*)

LEAF SPOT. **Myrothecium roridum**, OH.

---

## DESERT-PLUME (*Stanleya*)

LEAF SPOT. **Cercospora nasturtii**, KS.

RUST. **Puccinia aristidae**, CO, NV.

---

### DESERT-ROSE (*Adenium obesum*)

LEAF SPOT. *Aristastoma* sp., FL.

VIRUS. **Tomato Spotted Wilt**, FL; **Cucumber Mosaic**, FL.

---

### DESERT-WILLOW (*Chilopsis*)

DAMPING-OFF. *Pythium ultimum*, NE; *Rhizoctonia solani*, NE, TX.

LEAF SPOT. *Phyllosticta erysiphoides*.

ROT, Root. *Phymatotrichum omnivorum*, TX.

---

### DESMODIUM (Arrowleaf)

VIRUS. **Peanut Mottle**, GA.

---

### DEUTZIA

LEAF SPOT. *Cercospora deutziae*, DE, IA, TX; *Phyllosticta deutziae*, AL, IA, NJ, TX.

NEMATODE, Root Knot. *Meloidogyne* spp.

ROT, Root. *Armillaria mellea*, CA.

---

### DEVILS-CLUB (*Oplopanax*)

BLIGHT, Gray Mold. *Botrytis cinerea*, AK.

LEAF SPOT. *Cercospora daemionicola*, OR.

---

### DEVILWOOD (*Osmanthus americanus*)

BLACK MILDEW. *Asterina asterophora*, FL, GA; *A. discoidea*; *A. purpurea*, FL; *Lembosia oleae*, MS; *Meliola amphitricha*, FL to MS.

LEAF SPOT. *Phyllosticta oleae*, FL, NC.

MISTLETOE. *Phoradendron serotinum* (*flavescens*), FL.

**DEWBERRY (*Rubus*)**

- BACTERIAL Cane Gall. *Agrobacterium rubi*, NY, OR.  
 BACTERIAL Crown Gall. *Agrobacterium tumefaciens*, general.  
 BACTERIAL Hairy Root. *Agrobacterium rhizogenes*, OR.  
 BLACK MILDEW. *Irenina sanguinea*, AL, LA.  
 BLIGHT, Cane; DIEBACK. *Leptosphaeria coniothyrium*, general; *L. thomasiana*, OR, WA.  
 BLIGHT, Spur. *Didymella applanata*, OR, WA.  
 BLIGHT, Stamen; Dry Berry. *Hapalosphaeria deformans*, OR, WA.  
 BLOTCH, Sooty. *Gloeodes pomigena*, NC, PA.  
 CANKER; Fruit Rot. *Glomerella cingulata*, GA, IL, MD, MS.  
 CANKER; Cane Spot. *Ascospora ruborum*, AL, CA.  
 DOWNY MILDEW. *Peronospora rubi*, FL, MD, WI, WA; *P. potentillae*, CT, IL, LA.  
 FRUIT SPOT; Flyspeck. *Leptothyrium pomi*, NC.  
 GALL, Yellow Leaf. *Synchytrium aureum*, WI.  
 LEAF SPOT. *Mycosphaerella confusa*, NJ to FL, IL, TX; *Pezizella oenotherae*, MD to NC; *Phyllosticta ruborum*, NY; *P. dispersgens*, IL; *Septoria rubi* (*Mycosphaerella rubi*), general; *S. darrowi*, NY.  
 POWDERY MILDEW. *Sphaerotheca macularis*, IL, IN, MN, OH, PA, Pacific Northwest.  
 ROSETTE; Double Blossom. *Cercospora rubi*, NC to AL, LA, MS, TX, IL.  
 ROT, Collar. *Rhizoctonia solani*, TX, WA.  
 ROT, Fruit. *Botrytis cinerea*; *Phyllosticta carpogena*, MD, NJ, NY, NC.  
 ROT, Root. *Armillaria mellea*, OR; *Collybia dryophila*, NC; *Corticium galactinum*, MD, VA, TX; *Helicobasidium purpureum*, NC, TX; *Phymatotrichum omnivorum*, TX.  
 RUST. *Gymnoconia peckiana*, orange (0, I, III), ME to VA, CA, MN, MO; *Kuehneola uredinis*, yellow (0, I, II, III), ME to FL, CA, KS, TX, WA; *Kunkelia nitens*, orange (I), CA, OR, CT to FL, IA, TX; *Mainsia rubi* (II, III), TX.  
 SPOT ANTHRACNOSE. *Elsinoë veneta*, general.  
 VIRUS. **Raspberry Beta Leaf Curl**, MI, OH, TX; **Raspberry Mosaic**, CT, MI, NJ, NY, Pacific Coast; **Loganberry Dwarf**, especially on loganberry, CA, OR, WA.



WILT. **Verticillium albo-atrum**, CA, OR, WA.

Use virus-free, bacterial-free, planting stock; spray for anthracnose.

---

## DIANTHUS (Garden Pinks)

BLIGHT; Stem Rot. **Alternaria dianthi**, widespread.

BLIGHT, Gray Mold. **Botrytis cinerea**, AK.

BLIGHT, Southern. **Sclerotium rolfsii**, IL, TX.

LEAF, Blight. **Rhizoctonia solani**, LA.

LEAF SPOT. **Ascochyta dianthi**, NY, MS; **Heterosporium echinulatum**, CA, NY, OR; **Septoria dianthi**, AL, MI, MS, NJ, NY, NC.

NEMATODE, Root Knot. **Meloidogyne** sp., AL, MS, TX.

ROT, Bud. **Fusarium poae**, NY.

ROT, Root. **Phymatotrichum omnivorum**, TX; **Pythium ultimum**, CA.

ROT, Stem. **Rhizoctonia solani**, widespread.

RUST. **Puccinia arenariae**, NY; **Uromyces dianthi** (II, III), MS, NE, NY.

VIRUS. **Beet Curly Top**, CA; **Carnation latent**, NY.

---

## DICHONDRA (Lawn-Leaf)

BLIGHT, Southern. **Sclerotium rolfsii**, CA.

GALL, Leaf. **Synchytrium edgertonii**, LA.

NEMATODE, Root Knot. **Meloidogyne** sp., CA.

RUST. **Puccinia dichondrae** (II, III), LA, MS, NC, TX.

VIRUS. **Cucumber Mosaic**, CA.

---

## DIEFFENBACHIA

ANTHRACNOSE. **Glomerella cincta**, NJ; **Gloeosporium** sp., WA; **Colletotrichum** sp., WA.

BACTERIAL Stem and Leaf Rot. **Erwinia dieffenbachiae**, FL.

LEAF SPOT. **Cephalosporium dieffenbachiae**, FL, NY; **Leptosphaeria** sp., FL; **Myrothecium roridum**, FL.

ROT, Root. **Pythium splendens**, FL; **Rhizoctonia** sp., FL.

ROT, Stem. **Phytophthora palmivora**, CA, FL.

ROT, Stem, Leaf, Cutting. **Fusarium solani**, FL.

Propagate from disease-free canes.

---

### **DIERVILLA (Bush Honeysuckle)**

LEAF SPOT. *Cercospora weigeliae* (*C. diervillae*) ME, TX; *Phyllosticta diervillae*, WI; *Ramularia diervillae*, ME, NH, NY, WI; *Septoria diervillae*, IA, MA, MN, WI.

NEMATODE, Root Knot. *Meloidogyne* sp.

POWDERY MILDEW. *Microsphaera alni*, NJ, WA.

ROT, Root. *Phymatotrichum omnivorum*, TX.

VIRUS. Tobacco Ringspot, MD.

---

### **DIGITARIA (Large Crabgrass)**

ROT, Root. *Pythium arrhenomanes*, LA.

---

### **DILL (*Anethum*)**

BACTERIAL, MLO. Aster Yellows, NY, TX.

BLIGHT. *Itersonilia perplexans*, CA.

DAMPING-OFF. *Rhizoctonia solani*, GA.

DODDER. *Cuscuta* sp., GA.

LEAF SPOT; Stem Spot. *Cercospora anethi*, ND, OR, TX; *Phoma anethi*, CT, IN, IA.

ROT, Root; Wilt. *Fusarium* sp., OH; *Phymatotrichum omnivorum*, TX.

ROT, Stem. *Sclerotinia sclerotiorum*, TX.

---

### **DIODIA**

VIRUS. Diodia Vein Chlorosis, AR.

---

### **DITTANY, STONEMINT (*Cunila*)**

LEAF SPOT. *Septoria cunilae*, IL.

RUST. *Puccinia menthae* (0, I, II, III), NY to VA, AR, IL.

---

### **DIZYGOTHECA**

LEAF SPOT. *Alternaria panax*, CA.

**DODDER (*Cuscuta*)**

VIRUS. **Tomato Ringspot**, PA.

**DODECATHEON (Shooting-Star)**

LEAF SPOT. **Heterosporium** sp., AK; **Phyllosticta dodecathei**, TX, WI.  
 RUST. **Puccinia melanconioides** (0, I, III), CA, OR; **P. ortonii** (0, I, II, III),  
 AK, CA, OR, SD, UT, WA; **P. solheimi** (III) WY; **Uromyces acuminatus**  
 var. **steironematis** (0, I), NE, ND; II, III on marsh grasses.

**DOGBANE (*Apocynum*)**

LEAF SPOT. **Cercospora apocyni**, north central states, TX, VA; **Phyllosticta apocyni**, IA, MS, NJ, NY, OR, PA, WI; **Septoria littorea**, KS, MI, NE, ND, OH; **Stagonospora apocyni**, IL, IN, IA, NY, WI, VA.  
 ROT, Root. **Phymatotrichum omnivorum**, TX.  
 RUST. **Puccinia seymouriana** (0, I), IL, IN, KS, NE, NJ, NY, OK, SD; **P. smilacis** (0, I), IL, KS, MD, NC, TN, VA, WI; II, III on smilax.

**DOGWOOD, DWARF, BUNCHBERRY (*Cornus canadensis*)**

LEAF SPOT. **Ceratobasidium anceps**, rot, NH; **Discohainesia oenotherae**, also stem spot, ME, NH; **Phyllosticta** sp., NY; **Ramularia** sp., NY; **Septoria canadensis**, AK, ME, WA; **Glomerularia corni**, ME to WI, OR.  
 POWDERY MILDEW. **Phyllactinia corylea**, WA.  
 RUST. **Puccinia porphyrogenita** (III), ME to AK, WA.

**DOGWOOD, FLOWERING (*Cornus florida*)**

ANTHRACNOSE. **Colletotrichum gloeosporioides**, TX; **Discula** sp., ID, OR, Pacific NW, MD; **D. destructive**, CT, GA, NC, TN.  
 BACTERIAL Crown Gall. **Agrobacterium tumefaciens**, MO.  
 BACTERIAL Leaf Blight. **Pseudomonas syringae**, TN.  
 BLACK MILDEW. **Dimerosporium pulchrum** and **Meliola nidulans**, Southeast.

- BLIGHT, Flower and Leaf. **Botrytis cinerea**, MD, MA, NJ, NY, probably general in wet springs.
- BLIGHT, Foliar. **Phytophthora parasitica**, FL; *P. sp.*, TN.
- BLIGHT, Thread. **Pellicularia koleroga**, LA.
- BLIGHT, Twig, Fruit Spot. **Colletotrichum acutatum**, CT, FL.
- CANKER, Crown; Bleeding; Collar Rot. **Phytophthora cactorum**, MD, MA, NJ, NY, WA.
- CANKER; DIEBACK. **Botryosphaeria ribis**, PA; **Cytospora sp.**, NJ; **Cryptostictis**, NY; **Sphaeropsis sp.**
- CANKER, Felt Fungus. **Septobasidium spp.**, VA to FL, LA; **Cryptodiarthe corni** Anamorph, **Myxosporium nitidum**, ND.
- DAMPING-OFF. **Colletotrichum acutatum** and **Fusarium oxysporum**, GA.
- LEAF SPOT. **Cristulariella pyramidalis**, FL; **Phyllosticta cornicola**, PA to VA, KS, TN; **Ascochyta cornicola**, NC, PA; **Cercospora cornicola**, NC to FL; **Septoria cornicola**, NY to GA, IA; **Colletotrichum gloeosporioides**, NY.
- MISTLETOE. **Phoradendron serotinum (flavescens)**, FL.
- NEMATODE, Dagger. **Xiphinema americanum**.
- NEMATODE, Lance. **Hoplolaimus uniformis**, RI.
- NEMATODE, Sting. **Belonolaimus longicaudatus**, FL.
- NONPARASITIC. **Scorch**. Water deficiency, frequent in Southeast.
- POWDERY MILDEW. **Microsphaera alni**, MA to NC, IL, WI; **M. pulchra**, CT, SC; **Phyllactinia corylea**, general.
- ROT, Root. **Armillaria mellea**, NY; **Clitocybe tabescens**, FL, GA; **Phymatotrichum omnivorum**, TX; **Corticium galactinum**, VA; **Pythium sp.**
- ROT, Wood. **Daedalea confragosa**, MD, NC, PA, TN, VA, WV; **Daldinia vernicosa**, MD; **Lenzites betulina**, NC; **Polyporus spp.**; **Poria spp.**, MD, PA.
- SPOT ANTHRACNOSE. **Elsinoë corni**, DE, FL, GA, LA, MD, NC, SC, VA.
- VIRUS. **Tobacco Ring Spot**, MD. **Witches' Broom Disease**, NJ; **Dogwood Mosaic**, SC.
- WILT. **Verticillium sp.**, MA.

The most serious dogwood disease in the East is crown or bleeding canker, which attacks trees after transplanting or injury. In a wet season spot anthracnose badly disfigures leaves, twigs, berries. In wet weather Botrytis blight is conspicuous as flowers fade and petals rot onto leaves.

---

### **DOGWOOD, PACIFIC (*Cornus nuttalli*)**

CANKER, Bleeding; Collar Rot. *Phytophthora cactorum*, WA.

CANKER, Trunk. *Nectria galligena*, OR, WA.

POWDERY MILDEW. *Phyllactinia corylea*, general.

ROT, Root. *Armillaria mellea*, WA; Heart, *Fomes igniarius*, OR.

---

### **DOGWOOD, PAGODA, GRAY, RED OSIER, WESTERN OSIER (*Cornus* spp.)**

Most of the diseases listed for flowering dogwood occur on these shrub dogwoods.

---

### **DOLICHOS (Twinflower, Hyacinth Bean)**

ANTHRACNOSE. *Colletotrichum dematium* f. sp. *truncata*, GA.

BLACK MILDEW. *Parodiella perisporioides*, NC.

LEAF SPOT. *Cercospora canescens*, FL.

NEMATODE, Root Knot. *Meloidogyne* spp., FL, SC.

POWDERY MILDEW. *Microsphaera euphorbiae*, IN.

ROT, Root. *Phymatotrichum omnivorum*, TX.

VIRUS. **Mosaic**, unidentified, MI.

VIRUS. **Potato Virus X**, Work at Wisconsin on *Dolichos biflorus*, *D. lablab*.

---

### **DORONICUM (Leopards-bane)**

NEMATODE, Leaf. *Aphelenchoides* sp.

NEMATODE, Root Knot. *Meloidogyne* sp., CA, MD.

POWDERY MILDEW. *Golovinomyces cichoracearum*, CA.

---

### **DOUGLAS-FIR (*Pseudotsuga*)**

BACTERIAL Gall. *Agrobacterium pseudotsugae*, CA.

BLIGHT, Brown Felt. *Herpotrichia nigra*, Rocky Mts. and Pacific Northwest.

BLIGHT, Gray Mold; Snow Mold. *Botrytis cinerea*, cosmopolitan.

BLIGHT, Needle. *Rosellinia herpotrichioides*, CA.

- BLIGHT. **Phoma eupyrena**, CA; **Phytophthora ramorum** (also small branch canker), CA.
- BLIGHT, Seedling. **Rhizina undulata**, Pacific Northwest; **Fusarium oxysporum**, OR.
- BLIGHT, Seedling Smother. **Thelephora terrestris**, Pacific Northwest.
- BLIGHT, Snow. **Phacidium infestans**, ID.
- CANKER, Bark. **Brunchorstia** (*Cryptosporium*) **boycei**, WA; **Chondropodium pseudotsugae**, OR; **Aleurodiscus** spp., weakly parasitic.
- CANKER, Branch. **Dermea pseudotsugae**, CA.
- CANKER, Branch, Trunk. **Dasyscyphus pseudotsugae**; **D. ellisiana**, twig, MA, NC, RI; **Phomopsis lokoyae**, Pacific Coast; **Cytospora** sp., twig, CO, NJ, OR; **Phaciopycnis** (*Phomopsis*) **pseudotsugae**; **Phomopsis lokoyae**, CA.
- CANKER; DIEBACK. Collar Rot; Seedling Blight. **Diplodia pinea**, CA, KS, NJ, NY.
- DAMPING-OFF. **Rhizoctonia solani**, cosmopolitan.
- MISTLETOE; Witches Broom. **Arceuthobium douglasii**, MT to CO, OR, WA. **Phoradendron serotinum** (*flavescens*), TX.
- NEEDLE CAST. **Adelopus gaumannii**, Pacific states, Northeast; **Rhabdocline pseudotsugae**, general; **R. pseudotsugae** subsp. **pseudotsugae**, PA; **R. weirii**, PA; **Rhabdogloeum hydrophyllum**, AZ, NM.
- NEEDLE CAST, Swiss. **Phaeocryptopus gaumannii**, general, MN (also Lake states).
- NEEDLE, FLYSPECK. **Leptothyrium pseudotsugae**, CO.
- NEMATODE, Ring. **Criconemoides crotaloides**; **Meloidodera** sp., OR.
- ROT, Root. **Armillaria mellea**, cosmopolitan; **Sparassis radicata**, Pacific Northwest; **Phytophthora cinnamomi**, OR, WA, Southeast; **Phymatotrichum omnivorum**, TX; **Verticicladiella wagnerii**, CA, MT.
- ROT, Root. **Armillaria mellea**, PA; **Fusarium solani**, PA; **F. oxysporum**, PA; **F. avenaceum**, PA.
- ROT, Stem, Seedling. **Fusarium avenaceum**, OR; **sambucinum**, OR.
- ROT, White Pocket. **Ganoderma oregonensis**, MT, OR, WA; **Hydnum coralloides**, Pacific Northwest.
- ROT, Heart, Wood. **Poria weirii**, destructive, OR, WA; **Echinodontium tinctorium**; **Fomes** spp.; **Polyporus** spp.; **Lenzites saepiaria**, widespread; **Stereum** spp.; **Trametes** spp.
- RUST. **Melampsora albertensis** (0, I), MT to CO, UT, WA; II, III on poplar.

RUST, Leaf. **Melampsora medusae** f. sp. **deltoidae** (O, I), WA; II, III on poplar.

### DRABA (Whitlow-Grass)

DOWNY MILDEW. **Peronospora parasitica**, CO, IL, IA, KS, NE, SD, TX, WI.

RUST. **Puccinia aristidae** (0, I), AZ; **P. drabae** (III), AK, UT, WY; **P. holboellii** (0, III), CA, CO, UT; **P. monoica** (0, I), CA, NM.

WHITE RUST. **Albugo candida**, KS, WY.

### DRACAENA

ANTHRACNOSE. **Colletotrichum** sp., **Gloeosporium** sp., WA.

BACTERIAL, Leaf Spot. **Erwinia herbicola**, FL; **E. carotovora** pv. **carotovora**, FL.

BLIGHT, Tip. **Physalospora dracaenae**, WV; **P. rhodina**, MD.

LEAF SPOT; Tip Blight. **Glomerella cincta** (*Colletotrichum dracaenae*), general; **Phyllosticta dracaenae**, FL, NJ; **P. draconis**; **P. maculicola**; **Gloeosporium polymorphum** and **G. thuemennii**, widespread; **Lophodermium dracaenae**, black spot, CA.

NEMATODE, Lance. **Hoplolaimus bradys**, FL.

NEMATODE, Root Knot. **Meloidogyne** sp., FL.

NEMATODE, Sheath. **Hemicycliophora parvana**.

ROT, Stem. **Aspergillus niger** var. **floridanus**, FL.

VIRUS. **Tomato Spotted Wilt**, PA.

### DRAGONHEAD (*Dracocephalum*)

DOWNY MILDEW. **Peronospora** sp., WI, WY.

BLIGHT, Southern. **Sclerotium rolfsii**, IL, TX.

LEAF SPOT. **Phyllosticta dracocephali**, TX; **Septoria dracocephali**, TX, WI.

### DURANTA

BLIGHT, Seedling. **Sclerotium rolfsii**, FL.

LEAF SPOT, Black. **Phyllachora fusicarpa**, FL.

---

### **DUTCHMANS-BREECHES, SQUIRREL-CORN (*Dicentra*)**

DOWNY MILDEW. *Peronospora dicentrae*, IN, MD, MI, MO, NY, VA, WI.  
RUST. *Cerotelium dicentrae* (0, I), NY to MD, KS, SD; II, III on wood-  
nettle.

---

### **DUTCHMANS-PIPE (*Aristolochia*)**

BLIGHT, Gray Mold. *Botrytis cinerea*, CT, MD.  
LEAF SPOT. *Cercospora guttulata*, IL, WV; *Gloeosporium* sp., MA;  
*Ovularia aristolochiae*, WV; *Phyllosticta aristolochiae*, NJ.  
ROT, Root. *Diplodia radicularis*, VA.

---

### **DYSCHORISTE**

RUST. *Aecidium tracyanum* (0, I), FL.

---

### **EASTER CACTUS (*Rhipsalidopsis*)**

ROT, Stem. *Drechslera cactivora* (*Helminthosporium cactivorum*), FL.

---

### **ECHEVERIA**

LEAF SPOT. *Stemphylium bolickii*, FL.  
NEMATODE, Root Knot. *Meloidogyne* sp., CA.  
RUST. *Puccinia echeveriae* (III), CA.

---

### **ECHINACEA (Purple coneflower)**

BACTERIAL, phytoplasma. **Aster Yellows**, WI.  
BLIGHT, Wilt. *Fusarium oxysporum*, SD.  
LEAF SPOT. *Cercospora rudbeckii*, IA; *Septoria lepachydis*, WI.  
POWDERY MILDEW. *Golovinomyces cichoracearum*, Canada.  
ROT, Root. *Phymatotrichum omnivorum*, TX.  
ROT, Stem. *Sclerotinia sclerotiorum*.  
VIRUS. **Mosaic**, unidentified, NY.  
WILT. *Verticillium dahliae*, OR.



**ECHINOCHLOA (Barnyardgrass)**

ROT, Root. *Pythium arrhenomanes*, LA.

**ECLIPTA**

BLIGHT. *Sclerotinia minor*, OK.

**EGGPLANT (*Solanum melongena*)**

ANTHRACNOSE. *Colletotrichum* spp.; *Gloeosporium melongenae*, NJ to FL, IA, TX; *Glomerella cingulata*, IA.

BACTERIAL Canker. *Clavibacter michiganense*, WY.

BACTERIAL Soft Rot. *Erwinia carotovora*, NJ.

BACTERIAL Wildfire. *Pseudomonas syringae* pv. *tabaci*.

BACTERIAL Wilt. *Pseudomonas solanacearum*, general.

BLIGHT, Early. *Alternaria solani*, occasional, NY to FL, LA, WI.

BLIGHT, Late. *Phytophthora infestans*, FL, NY.

BLIGHT, Phomopsis; Fruit Rot. *Phomopsis vexans*, general.

BLIGHT, Southern. *Sclerotium rolfsii*, VA to FL, LA, WI.

DAMPING-OFF. *Pythium debaryanum*, CT, LA, NY; *Rhizoctonia solani*, also stem and fruit rot, general.

DODDER. *Cuscuta* spp., KS, NJ, PA, VA.

DOWNY MILDEW. *Peronospora tabacina*, SC.

FRUIT SPOT. *Diplodia natalensis*, FL; *Lasiodiplodia theobromae*, GA.

LEAF SPOT. *Ascochyta lycopersici*, DE, IL, IN, NY; *Cercospora melongenae*, CA; *Phyllosticta solani*, LA; *P. hortorum*, LA, NJ; *Septoria lycopersici*, IN, MD, NC, VA; *Stemphylium solani*, FL.

NEMATODE, Golden. *Globodera rostochiensis* (formerly, *Heterodera rostochiensis*).

NEMATODE, Lesion. *Pratylenchus pratensis*, TX.

NEMATODE, Root Knot. *Meloidogyne hapla*; *M. incognita*; *M. javanica*.

NEMATODE, Tobacco Cyst. *Heterodera tabacum*, VA.

POWDERY MILDEW. *Golovinomyces cichoracearum*, NJ, VA.

ROT, Charcoal. *Macrophomina phaseoli*, NJ.

ROT, Cottony Leak. *Pythium aphanidermatum*, CA, FL, TN.

ROT, Fruit. *Colletotrichum truncatum*, MS; *Phytophthora parasitica*, FL, IN; *Rhizopus stolonifer*, CA, IN, TX.

ROT, Gray Mold. **Botrytis cinerea**, CA, CT, MA, NJ, VA, WA.

ROT, Root. **Phymatotrichum omnivorum**, TX.

RUST. **Puccinia substriata** (I), AL, FL, GA, IA, TX.

VIRUS. **Eggplant Mosaic; Cucumber Mosaic; Beet Curly Top**, OR, TX, WA, **Tomato Spotted Wilt**.

WILT. **Fusarium** sp.; **Verticillium albo-atrum**, general.

Phomopsis blight and Verticillium wilt are the two most important eggplant diseases. Choose varieties resistant to blight and for wilt plant a long rotation, which does not include tomatoes, potatoes, or raspberries.

---

### **ELAEAGNUS (Russian-Olive, Silverberry)**

BACTERIAL Crown Gall. **Agrobacterium tumefaciens**, GA; Hairy Root, **A. rhizogenes**, IA.

BLIGHT, Southern. **Sclerotium rolfsii**, TX.

BLIGHT, Stem and Branch, Bark and Cambium Necrosis. **Botryodiplodia theobromae**, ND, SD, Southern Plains, NE, Great Plain states.

BLIGHT, Thread. **Rhizoctonia ramicola**, FL.

BLIGHT, Tip. **Gloeosporium fructigenum**.

CANKER. **Nectria cinnabarina**, CA; **Fusarium** sp., WY; **Phytophthora cactorum**, AZ, IL; **Fusicoccum elaeagni**, IL; **Tubercularia ulmea**, ND, SD.

CANKER, Phomopsis. **Phomopsis elaeagni**, (*Fusicoccum elaeagni*) DE, OH; **P. arnoldia** (syn. *P. elaeagni*), MI, ND, SD.

LEAF SPOT. **Cercospora carii**, TX; **C. elaeagni**, FL, MS, OK, TX; **Phyllosticta argyrea**, MD, NC; **Septoria argyrea**, IA, NE, ND, WI; **S. elaeagni**, KS.

MISTLETOE. **Phoradendron serotinum (flavescens)**, FL.

POWDERY MILDEW. **Phyllactinia corylea**, OR; **P. elaeagni**, WY.

ROT, Root. **Clitocybe tabescens**, FL.

RUST. **Puccinia caricis-shepherdiae** (0, I), Northern Plains; II, III on *Carex*; **P. coronata** (0, I), MT, ND; II, III on *Calamagrostis*.

WILT. **Verticillium** sp., WA.

---

### **ELDER (*Sambucus*)**

BLIGHT, Thread. **Pellicularia koleroga**, LA; Web, **P. filamentosa**, FL.

CANKER, Branch. **Cytospora sambucicola**, IL; **C. chrysosperma**.

CANKER; DIEBACK. *Botryosphaeria ribis*, FL, GA; *Diplodia* spp.; *Nectria cinnabarina*, widespread; *N. coccinea*, MD, MI, WA; *Sphaeropsis sambucina*.

GALL, Leaf. *Synchytrium sambuci*, LA.

LEAF SPOT. *Ascochyta sambucina*, AK; *A. wisconsinana*, NY, WI; *Cercospora catenospora*, AL, KS, MS; *C. depazeoides*, general; *Cercospora prolifans*, CA, NM, OR; *Gloeosporium tineum*, MS, TX; *Phyllosticta sambuci*, MO, NY, WI; *Ramularia sambucina*, MO, NY, WI, WA; *Mycosphaerella* sp., NM; *Septoria sambucina*, VT to FL, CA, OR, TX, WA.

POWDERY MILDEW. *Microsphaera alni* and *M. grossulariae*, general; *Phyllactinia corylea*, MI; *Sphaerotheca macularis*, MA.

ROT, Heart, Wood. *Fomes ignarius*, ID; *Hymenochaete agglutinans*, WY; *Polyporus* spp.

ROT, Root. *Helicobasidium purpureum*, TX; *Phymatotrichum omnivorum*, TX; *Xylaria multiplex*, TX.

RUST. *Puccinia bolleyana* (0, I), ME to FL, MN, TX; II, III on *Carex*.

SPOT ANTHRACNOSE. *Sphaceloma* sp., LA.

VIRUS. Tobacco Mosaic.

WILT. *Verticillium albo-atrum*, MD.

---

## ELDERBERRY

VIRUS. Tobacco Ring Spot.

---

## ELEPHANTS-EAR (*Colocasia*)

BACTERIAL Soft Rot. *Erwinia carotovora*, FL; *E. aroideae*, FL, TX.

BLIGHT, Southern. *Sclerotium rolfsii*, FL, NY.

LEAF SPOT. *Cladosporium colocasiae*, LA.

NEMATODE, Root Knot. *Meloidogyne* sp., FL, TX.

ROT, Black, of tuber. *Diplodia* sp., FL, SC, TX; Gray, *Fusarium solani*, FL, TX.

ROT, Root. *Pythium debaryanum*, CA.

VIRUS. Dasheen Mosaic, HI.

---

## ELEUSINE (Goosegrass)

ROT, Root. *Pythium arrhenomanes*, LA.

## ELM (*Ulmus*)

- BACTERIAL, Leaf Scorch. **Xylella fastidiosa**, OK.
- BACTERIAL, Leaf Spot. **Pseudomonas syringae**, PA.
- BACTERIAL, MLO. **Phloem Necrosis**, AL, AR, GA, IL, IN, IA, KS, KY, MS, MO, NE, NJ, NY, OH, OK, PA, TN, WV.
- BACTERIAL Wetwood. **Erwinia nimipressuralis**, VA, on Siberian elm (*Ulmus pumila*).
- BACTERIAL Wetwood; Slime Flux. **Erwinia nimipressuralis**.
- BLIGHT, Twig. **Septogloeum parasiticum**, MI; **Phomopsis oblonga**, MA; **Fusarium** spp.
- BLIGHT, Twig. **Phomopsis oblonga**, VA, on Chinese elm (*Ulmus parvifolia*).
- CANKER, Bleeding. **Phytophthora cactorum**, RI; Pit, **P. inflata**, CT, MA, NY, PA.
- CANKER, Felt Fungus. **Septobasidium pseudopedicellatum**, NC.
- CANKER, Stem. **Botryosphaeria ribis**.
- CANKER, Twig. **Sphaeropsis ulmicola**, VA, on Chinese elm (*Ulmus parvifolia*).
- CANKER, Twig Dieback. **Apioportha apiospora**, IA; **Coniothyrium** spp., IL, MA, MI; **Cytospora ludibunda**, CT, PA; **Nectria coccinea**, NJ, NY; **N. cinnabarina**, coral spot, widespread; **Phoma** sp., **Phomopsis** sp., Northeast to IL, MN, SC; **Sphaeropsis** sp., CT to MS; **Cytosporina ludibunda**, IL, KS.
- DAMPING-OFF. **Rhizoctonia solani**, cosmopolitan; **Pythium** sp.
- DIEBACK. **Cephalosporium** sp., VA, on English Elm (*Ulmus procera*).
- LEAF BLISTER. **Taphrina ulmi**, CT to MS, MO, WI.
- LEAF SPOT. **Cercospora sphaeriaeformis**, LA, TX; **Cylindrosporium tenuisporium**, TX; **Coryneum tumoricola**, NY; **Gloeosporium ulmicola**; **Monochaetia desmazierii**, GA; **Phyllosticta confertissima**, PA; **Mycosphaerella ulmi**, MA to AL; **Septogloeum profusum**, AL; **Coniothyrium ulmea**, WV; **Ceratophorum ulmicola**, KS, NE.
- LEAF SPOT; Anthracnose. **Gloeosporium inconspicuum**, MA to VA; MN, OK.
- LEAF SPOT; Black Spot. **Gnomonia ulmea**, general.
- MISTLETOE. **Phoradendron serotinum (flavescens)**, IN, TX; **P. tomentosum**, TX.

MISTLETOE, European. **Viscum album**, CA.

NEMATODE, Dagger. **Xiphinema americanum**.

NEMATODE, Root Knot. **Meloidogyne** spp.

NEMATODE, Stem. **Ditylenchus gallicus**; Leaf, **Aphelenchoides fragariae**.

PHYTOPLASMA. **Elm Yellows**, NY.

POWDERY MILDEW. **Microsphaera alni**, IL, IA, MS, OH; **Phyllactinia corylea**, NC to TX, IA; **P. unguolata**, GA; **Uncinula macrospora**, general.

ROT, Heart. **Collybia velutipes**, widespread; **Daedalea confragosa**, widespread; **Fomes** spp.; **Ganoderma curtisii**, NY.

ROT, Root. **Helicobasidium purpureum**, TX; **Phymatotrichum omnivorum**, TX; **Xylaria** spp.; **Armillaria mellea**, MO; **Clitocybe tabescens**, FL.

ROT, Wood. **Daldinia concentrica**, widespread; **Lenzites betulinum**, IN, MA, MD; **Pleurotus ostreatus**, widespread; **Polyporus** spp.; **Schizophyllum commune**, cosmopolitan; **Ustulina vulgaris**, MD.

WILT. **Dothiorella (Cephalosporium) ulmi**, general; **Verticillium albo-atrum**, ME to VA, MS, OR, WI.

WILT; Dutch Elm Disease. **Ceratocystis ulmi**, general.

The Dutch elm disease and phloem necrosis have taken a heavy toll of elms in many states. A dormant spray for the bark beetles that spread Dutch elm disease is the present recommendation, combined with general sanitation. Chemotherapy is still promising but not yet practical. Some seedling elms are highly resistant but not immune.

---

## EMILIA (Tasseflower, Floras-Paintbrush)

RUST. **Puccinia emiliae**, FL.

VIRUS. **Cucumber Mosaic**, in part, FL; **Tomato Spotted Wilt**, CA; **Impatiens Necrotic Spot**, GA.

---

## ENCELIA

NEMATODE, Root Knot. **Meloidogyne** sp., CA.

RUST. **Puccinia enceliae** (0, I, III), CA.

**ENDIVE, ESCAROLE, WITLOOF CHICORY (*Cichorium*)**

- BACTERIAL, Apical Rot. ***Pseudomonas cichorii***, CA.
- BACTERIAL Center Rot. ***Pseudomonas cichorii*** and ***P. intybus***, AZ, CA, FL, MT, TX, WA.
- BACTERIAL, Leaf Spot. ***Pseudomonas cichorii***, FL; ***P. syringae***, CA.
- BACTERIAL, MLO. **Aster Yellows** and **California Aster Yellows**.
- BACTERIAL Soft Rot. ***Erwinia carotovora***, MA, NY.
- BLIGHT, Southern. ***Sclerotium rolfsii***, FL, TX.
- DAMPING-OFF; Bottom Rot, Leaf Blight. ***Rhizoctonia solani***, CA, CT, FL, NY, TX.
- DOWNY MILDEW. ***Bremia lactucae***, FL, PA.
- LEAF SPOT. ***Alternaria* sp.**, CA, CT, FL, NY; ***Cercospora cichorii***, TX; ***Marssonina panattoniana***, TX; ***Ramularia cichorii***, NY.
- NEMATODE, Root Knot. ***Meloidogyne* sp.**, MA, NJ, TN.
- NEMATODE, Sting. ***Belonolaimus gracilis***.
- NONPARASITIC. **Brown Heart**. Boron deficiency, in part, NJ, NY.  
**Tipburn**. High temperature and excessive transpiration.
- POWDERY MILDEW. ***Golovinomyces cichoracearum***, ID, NJ, CA.
- ROT, Crown Wilt. ***Sclerotinia minor***, CA.
- ROT, Gray Mold. ***Botrytis cinerea***, CA, FL, NY, PA.
- ROT, Root. ***Pythium debaryanum***, CT, FL, NY, PA; ***Phymatotrichum omnivorum***, AZ.
- ROT, Watery Soft. ***Sclerotinia sclerotiorum***, AZ, AR, CA, FL, LA, MT, PA, TX.
- RUST. ***Puccinia hieracii*** (0, I, II, III), CA, CT, MA, NY.
- SLIME MOLD. ***Fuligo septica***, NJ.
- VIRUS. **Mosaic**, unidentified, FL; **Tomato Spotted Wilt**; **Tomato Ringspot**, VT; **Tobacco Streak**, FL.

---

**ENGELMANNIA (Engelmann Daisy)**

- BROOMRAPE. ***Orobanche ramosa***, TX.
- GALL, Leaf. ***Synchytrium taraxaci***, TX.

---

## ENGLISH DAISY (*Bellis perennis*)

BACTERIAL, MLO. **Aster Yellows**, NJ, NY.  
 BLIGHT, Gray Mold. **Botrytis cinerea**, AK.  
 LEAF SPOT. **Cercospora** sp., MN.  
 NEMATODE, Root Knot. **Meloidogyne** sp., FL.  
 ROT, Crown. **Sclerotinia sclerotiorum**, NJ.  
 ROT, Root. **Phymatotrichum omnivorum**, TX; **Pythium mastophorum**, MD.  
 RUST. **Puccinia lagenophorae**, CA.  
 VIRUS. **Tomato Spotted Wilt**, PA.

---

## EPIGAEA (Mayflower, Trailing Arbutus)

LEAF SPOT. **Cercospora epigaeae**, NY, NC, WI; **Phyllosticta epigaeae**, MA, NY.  
 POWDERY MILDEW. **Microsphaeraalni** var. **vaccinii**, CT to VA, WI.

---

## EPILOBIUM (Willow-Herb, Fireweed)

BACTERIAL, MLO. **California Aster Yellows**, CA.  
 BLIGHT, Gray Mold. **Botrytis cinerea**, AK.  
 BLIGHT, Southern. **Sclerotium rolfsii**, TX.  
 DOWNY MILDEW. **Plasmopara epilobii**, AK, IL, NY.  
 LEAF SPOT. **Cercospora montana**, widespread; **Discosia bubaki**, NY, WI; **Phyllosticta chamaeneri**, OR; **P. wyomingensis**, WY; **Ramularia cercosporoides**, AK, MT, TX, WA, WY; **Septoria epilobii**, CA, DE, IL, VT, WI.  
 NEMATODE, Root Knot. **Meloidogyne** sp.  
 POWDERY MILDEW. **Sphaerotheca macularis**, widespread; **Erysiphe polygoni**, WA; **Microsphaera** sp., IL.  
 ROT, Root. **Phymatotrichum omnivorum**, TX.  
 RUST. **Puccinia epilobii** (III), MI, WY; **P. dioicae** (0, I), CO; **P. gigantea** (III), ID, MT, TX, WA, WY; **P. scandica** (III), UT, WA, WY; **P. oenotherae** (0, I, II, III), CA; **P. pulverulenta** (0, I, II, III), ND to NM, CA; **P. veratri** (0, I), NH, MT to WA; **Pucciniastrum pustulatum** (II, III) widespread; 0, I on fir.  
 SMUT, Leaf. **Doassansia epilobii**, CO, NH.

## EPISCIA

LEAF SPOT. *Myrothecium roridum*, FL.

VIRUS. **Tobacco Mosaic**, CA, CT, DC, FL, OH, WA.

---

## ERANTHEMUM

LEAF SPOT. *Phyllosticta* sp., NJ.

---

## ERIGERON (Fleabane)

BACTERIAL, MLO. **Aster Yellows**, KS, MD, MS, NJ, NY, OK.

BROOMRAPE. *Orobanche ramosa*, TX.

BLIGHT, Gray Mold. *Botrytis cinerea*, AK.

DOWNY MILDEW. *Basidiophora entospora*, AL, IL; *Plasmopara halstedii*, IA, MD.

GALL, Leaf. *Synchytrium erigerontis*, LA.

LEAF SPOT. *Cercospora cana*, LA; *Cercospora colubrina*, WA; *Septoria erigerontis*, ME to MD, MI, NE.

POWDERY MILDEW. *Golovinomyces cichoracearum*, CO, MI, MT, NM, PA, SD, WY; *Phyllactinia corylea*, WA; *Sphaerotheca macularis*, IN, KY.

ROT, Stem. *Sclerotium rolfsii*, IL.

RUST. *Puccinia cyperi* (0, I), MO; II, III on sedge; *P. dioicae* (0, I), East, South; *P. grindeliae* (III), CO, NV, UT, WY; *P. stipae* (0, I), CO, WY; *Coleosporium asterum* (II, III), CA, AK; 0, I on pine.

SMUT, White. *Entyloma compositarum*, MI, ND, UT, WA, WI, WY.

VIRUS. **Mosaic**, unidentified, IN.

WILT. *Verticillium albo-atrum*, MA.

---

## ERIOPHYLLUM

NEMATODE. *Meloidogyne* sp., CA.

RUST. *Puccinia eriophyllii* (II, III), WY, OR to CA; *Uromyces junci* (0, I), CA; II, III on *Juncus*.



---

## ERYNGIUM (Rattlesnake Master)

LEAF SPOT. *Cylindrosporium eryngii*, IA, KS, TX, WI; *Septoria eryngicola*, WI.

ROT, Root. *Phymatotrichum omnivorum*, TX.

ROT, Stem. *Macrophomina phaseoli*, OK.

SMUT, White. *Entyloma eryngii*, IA.

VIRUS. Cucumber Mosaic, OH.

---

## ERYTHRINA

BLIGHT, Thread. *Pellicularia koleroga*, FL; *Rhizoctonia ramicola*, FL.

NEMATODE, Root Knot. *Meloidogyne* sp.

ROT, Root. *Clitocybe tabescens*, FL; *Phymatotrichum omnivorum*, TX.

WILT. *Verticillium albo-atrum*, CA.

---

## ERYTHRONIUM (Dogs-Tooth Violet, Adders-Tongue, Trout-Lily)

BLIGHT. *Botrytis* sp., IL, NY, VT, WA; *B. elliptica*, WA; *Ciborinia gracilis*, IL, NE; *C. erythronii*, NY.

LEAF SPOT; Black Spot. *Asteroma tenerrimum* var. *erythronii*, ID, MT, WA.

RUST. *Uromyces heterodermus* (0, III), CA, CO, ID, MT, OR, TX, UT, WA, WY.

SMUT. *Ustilago heufleri*, DE, MD, MI, MO, NJ, NY, PA; *Urocystis erythronii*, CT, NY.

---

## ERYTHROXYLUM

WILT. *Fusarium oxysporum* f. sp. *erythroxyli*, HI.

---

## EUCALYPTUS (Gum-Tree)

BACTERIAL Crown Gall. *Agrobacterium tumefaciens*, CA.

BLIGHT, Seedling. *Fusarium oxysporum* f. sp. *aurantiacum*, CA.

CANKER. *Diaporthe cubensis*, FL, HI, PR.

CANKER; DIEBACK, Seed Capsule Abortion. *Botryosphaeria ribis*, FL.

CANKER, Felt Fungus. **Septobasidium curtisii**, NC.

LEAF SPOT. **Actinopelte dryina**, LA; **Mycosphaerella molleriana**, CA; **Phyllosticta extensa**, CA.

NONPARASITIC. **Chlorosis**. Iron deficiency, CA.

POWDERY MILDEW. **Golovinomyces cichoracearum**, AZ.

ROT, Heart; Wood. **Ganoderma applanatum**; **Polyporus** spp.; **Stereum hirsutum**.

ROT, Root. **Clitocybe tabescens**, FL; **Armillaria mellea**, CA; **Phymatotrichum omnivorum**, TX.

Many other fungi may be found on leaves, twigs, and branches but are not reported as causing specific diseases.

---

## **EUCHARIS (Amazon-Lily)**

BLIGHT, Gray Mold. **Botrytis cinerea**, FL.

LEAF SCORCH; Red Blotch. **Stagonospora curtisii**, CA.

VIRUS. **Tomato Spotted Wilt**, PA.

---

## **EUGENIA**

BLACK MILDEW. **Asterinella puiggarii**, FL.

LEAF SPOT. **Pezizella oenotherae**, NY.

ROT, Root. **Clitocybe tabescens**, FL.

---

## **EUONYMUS (Burning-Bush, Spindle-Tree)**

ANTHRACNOSE. **Colletotrichum griseum**, AL, NJ, NY, GA to TX, AR; **Gloeosporium frigidum**, AR, MS.

BACTERIAL Crown Gall. **Agrobacterium tumefaciens**, CT, MI, MS, NJ, SC, TX.

BLIGHT, Thread. **Pellicularia koleroga**, LA.

DIEBACK, CANKER, Basal. **Whetzelinia sclerotiorum** (*Sclerotinia*), RI.

LEAF SPOT. **Cercospora destructiva**, VA to TX; **C. euonymi**, PA to WI; **Exosporium concentricum**, AL, MS, SC, TX, VA; **Phyllosticta euonymi**, NY to MS and TX; **P. pallens**, AL; **Septoria euonymi**, MS, VA; **S. atropurpurea**, IL; **Ramularia euonymi**, CA, IA, KS, MO; **Marssonina thomasiana**, OH to WI, MO; **Myocentrospora** sp., OH.

NEMATODE, Root Knot. **Meloidogyne** sp., MD, TX.

POWDERY MILDEW. **Microsphaera alni**, NJ to SD and southward; **Oidium euonymi-japonici**, AL, CA, IA, LA, MS, NJ, SC, TX, WA.

ROT, Crown. **Phytophthora cactorum**.

ROT, Root. **Phymatotrichum omnivorum**, TX; **Fusarium scirpi**, NJ.

VIRUS. **Euonymus Mosaic**; Infectious Variegation, MA.

The Oidium mildew is prevalent throughout the South and in California. Crown gall is common, with conspicuous knobs along the vines, but seldom fatal.

---

### **EUPATORIUM (Boneset, Blue Mist-flower, Dogfennel, White Snakeroot, Joe-Pye Weed)**

BLIGHT, Gray Mold; Canker. **Botrytis cinerea**, NJ.

DOWNY MILDEW. **Plasmopara halstedii**, NY to MD, KS, MO, TX, WV, WI.

LEAF SPOT. **Ascochyta compositarum**, WV, WI; **Cercospora ageratoides**, AL, MS, NJ, TX, WV; **Phyllosticta decidua**; **P. eupatorina**, IL, NJ; **Septoria eupatorii**, IL, MD, MS, NJ, TX; **S. eupatoriicola**, IL.

NEMATODE, Root Knot. **Meloidogyne** sp., AL, FL; **M. hapla**.

POWDERY MILDEW. **Golovinomyces cichoracearum**, general in East to TX, MN.

ROT, Root. **Phymatotrichum omnivorum**, TX.

ROT, Stem. **Sclerotium rolfsii**, CT, IL, MD, NJ, TX; **Rhizoctonia solani**, NJ.

RUST. **Puccinia conoclinii** (II, III) MD to AL, IL, TX; **P. eleocharidis** (0, I), widespread in eastern and central states; II, III on *Eleocharis*; **P. tenuis** (0, I, III), MA to NC, MN, NE; **P. tolimensis** (III), NY.

SMUT, White. **Entyloma compositarum**, IL, IA, MS, WV, WI.

VIRUS. **Yellows**. Apparently distinct from Aster Yellows, central states; Tomato Spotted Wilt, GA.

WILT. **Fusarium** sp., NJ.

---

### **EUPHORBIA TRIGONA**

ROT, Soft. **Rhizopus stolonifer**, CA.

---

## **EURYOPS**

POWDERY MILDEW. **Podosphaera** (*Shaerotheca*) **jusca**, CA.

---

---

## **EUSTOMA (Prairie Gentian, Texas Bluebell)**

BLIGHT, Stem. **Alternaria** sp., TX; **Sclerophoma eustomonis**, TX; **Phomopsis** sp., FL.

LEAF SPOT. **Cercospora eustomae**, CO, NE, TX; **C. nepheloides**, CA, TX; **Phyllosticta** sp., TX.

ROT, Crown. **Fusarium avenaceum**, CA; **Sclerotinia rolfsii**, FL.

VIRUS. **Cucumber Mosaic**, NY; **Impatiens Necrotic Spot**, FL; **Tomato Spotted Wilt**, PA; **Tomato Spotted Wilt – Impatiens Serotype**, FL, GA.

---

---

## **EVOLVULUS**

ROT, Root. **Phymatotrichum omnivorum**, TX.

RUST. **Puccinia lithospermi** (0, I, II, III), CO, KS, NE, TX.

VIRUS. **Tobacco Streak**, WI.

---

---

## **EVERLASTING (*Antennaria*)**

LEAF SPOT. **Phoma antennariae**, CO; **Phyllosticta antennariae**, DE, WI; **Septoria lanaria**, NY.

ROT, Stem. **Nectria haematococca**, CA.

WHITE RUST. **Albugo tragopogonis**, IL, NE.

WILT. **Nectria haematococca**, CA.

---

---

## **EXACUM**

BLIGHT, Stem Canker. **Botrytis cinerea**, KS.

VIRUS. **Impatiens Necrotic Spot**, NC.

WILT. **Fusarium oxysporum** f. sp. **exaii**, CT.

---

## FARKLEBERRY, TREE-HUCKLEBERRY (*Vaccinium arboreum*)

CANKER, Felt Fungus. *Septobasidium sinuosum*, FL.

GALL, Leaf. *Exobasidium vaccinii*, AL, FL.

LEAF SPOT. *Cylindrosporium* sp., TX; *Ophiodothella vaccinii*, MD to GA, TX; *Pestalotia vaccinicola*, secondary, FL; *Phyllosticta vaccinii*, AL, FL, MS, TX; *Septoria albopunctata*, FL, SC, TX; Tar Spot, *Rhytisma vaccinii*, FL, OK, TX.

ROT, Root. *Phymatotrichum omnivorum*, TX.

---

## FEIJOA (*Pineapple Guava*)

BLIGHT, Thread. *Rhizoctonia ramicola*, FL.

ROT, Fruit. *Botrytis cinerea*, CA; *Colletotrichum gloeosporioides*, CA; *Penicillium expansum*, CA.

ROT, Root. *Phymatotrichum omnivorum*, TX.

SPOT ANTHRACNOSE. *Sphaceloma psidii*, FL.

---

## FENDLERA

RUST. *Gymnosporangium speciosum* (0, I), CO and UT to NM, AZ; II, III on juniper.

---

## FENNEL (*Foeniculum*)

BACTERIAL Leaf Spot. *Pseudomonas syringae*, CA.

BACTERIAL Soft Rot. *Erwinia carotovora*, IL.

BLIGHT, Stem, Foliage. *Cercosporidium punctum*, CA.

DAMPING-OFF; Stem Pitting. *Rhizoctonia solani*, GA, NJ.

NEMATODE, Root Knot. *Meloidogyne* sp., FL.

ROT, Stem. *Sclerotinia sclerotiorum*, IL, NJ, TX; *Sclerotinia minor*, CA.

---

## FENUGREEK (*Trigonella*)

BACTERIAL, Leaf Spot. *Pseudomonas syringae* pv. *syringae*, NJ.

---

### **FERN, ADDERS-TONGUE (*Ophioglossum*)**

BLIGHT, Leaf. *Curvularia crepini*, OH.

---

### **FERN, AQUATIC (*Salvinia* spp.)**

LEAF SPOT, Water-Soaked Lesions. *Rhizoctonia solani*, FL.

---

### **FERN, BIRDS-NEST (*Asplenium*)**

BACTERIAL Leaf Spot. *Pseudomonas asplenii*, CA.

BACTERIAL, Leaf Spot, Blights. *Pseudomonas gladioli*, FL.

LEAF SPOT. *Cercospora* sp., CA.

NEMATODE, Leaf. *Aphelenchoides fragariae*, CT, FL, NJ, NY, PA.

VIRUS. **Tomato Spotted Wilt**, PA.

---

### **FERN, BLADDER (*Cystopteris*)**

LEAF BLISTER. *Taphrina cystopteridis*, IN, KS, WI.

RUST. *Hyalopsora polypodii* (II, III), general in North and West; *Uredinopsis ceratophora* (II, III), IN, NY, WI; *U. glabra* (II, III), NM.

---

### **FERN, BOSTON (*Nephrolepis*)**

ANTHRACNOSE; Tip Blight. *Glomerella nephrolepidis*, NY, OH.

BLIGHT, Gray Mold. *Botrytis cinerea*, AK.

DAMPING-OFF. *Rhizoctonia solani*, FL.

LEAF SPOT. *Cercospora* sp., IN; *Cylindrocladium pteridis*, FL; *Phyllosticta* sp., NY.

RUST. *Desmella superficialis*, FL.

---

### **FERN, BRACKEN (*Pteridium*)**

LEAF SPOT; Tar Spot; Black Mildew. *Phyllachora (Catacauma) flabelium*, GA, MD, NJ, PA, SC, TN, WV, WI; *Cryptomycina pteridis*, also leaf roll, widespread, reported under various conidial names; *Phyllosticta pteridis*, ME, NJ.

ROT, Canker. *Rhizoctonia* sp., including *Sclerotium deciduum*, OR, WI.  
 RUST. *Uredinopsis aspera* (II, III), CA; *U. macrosperma* (II, III), AL, CA, FL, GA, ID, MS, MT, NM, OR, WA, WI; *U. virginiana* (II, III), NY to NC and TN, GA to TX.

---

### FERN, BRAKE (*Pteris*)

BLIGHT, Tip. *Phyllosticta pteridis*, MS, NJ.  
 DAMPING-OFF. *Completozia complens*, NY; *Pythium intermedium*, NY; *Trichothecium roseum*, IN.  
 NEMATODE, Leaf. *Aphelenchoides fragariae*, CT, NJ, NY.

---

### FERN, CHRISTMAS (*Polystichum*)

LEAF BLISTER. *Taphrina faulliana*, OR; *T. polystichi*, ME to NC, TN.  
 LEAF SPOT. *Cylindrocladium pteridis*, FL; Tar Spot, *Trabutiella filicina*, AK.  
 NEMATODE, Leaf. *Ditylenchus dipsaci*, OR; *Aphelenchoides fragariae*, OR, SC; Lesion, *Pratylenchus penetrans*, FL.  
 ROT, Root. *Phytophthora cinnamomi*, CA  
 RUST. *Milesia polystichi* (II, III), ID, MT, OR, WA; *M. vogesiaca* (II, III), OR.

---

### FERN, CLIFF-BRAKE (*Pellaea*)

RUST. *Hyalopsora cheilanthis* (II, III), CA, TX.

---

### FERN, HOLLY (*Cyrtomium*)

BLIGHT, Gray Mold. *Botrytis cinerea*, AK.  
 DAMPING-OFF. *Completozia complens*, NY.

---

### FERN, JAPANESE CLIMBING (*Lygodium japonicum*) Also – OLD WORLD CLIMBING (*Lygodium microphyllum*)

BLIGHT. *Colletotrichum gloeosporioides*, FL.  
 LEAF SPOT. *Biopolairs sacchari*, FL.  
 RUST. *Puccinia lygodii* (on Old World Climbing Fern), FL.

---

**FERN, LADY, SILVERY SPLEENWORT (*Athyrium*)**

BLIGHT, Gray Mold. *Botrytis cinerea*, AK.

LEAF SPOT. *Septoria asplenii*, MI.

RUST. *Uredinopsis copelandii* (II, III), CA; *U. longimucronata* (II, III), ME to PA, WI; 0, I on balsam fir; *U. longimucronata* f. sp. *cyclosora*, AK, CA, ID, MT, OR, WA; 0, I on alpine fir; *U. longimucronata* f. sp. *acrostichoides* (II, III), NH, NY, WI.

---

**FERN, LEATHERLEAF (*Rumohra*)**

ROT, Postharvest. *Rhizoctonia* sp., FL; *Cylindrocladium pteridis*, FL; *C. heptaseptatum*, FL.

---

**FERN, MAIDENHAIR (*Adiantum*)**

LEAF SPOT. *Mycosphaerella* sp., FL; *Phytophthora ramorum*, CA.

ROT. *Sclerotium deciduum* (*Rhizoctonia* sp.), WI.

VIRUS. *Cucumovirus*, OH.

---

**FERN, OSMUNDA  
(*Osmunda*; Cinnamon, Interrupted, and Royal Ferns)**

LEAF BLISTER. *Taphrinia higginsii*, GA.

LEAF SPOT. *Gloeosporium osmundae*, MI.

NEMATODE, Foliar. *Aphelenchoides fragariae*, SC.

RUST. *Uredinopsis osmundae* (II, III), northeastern and Great Lakes states, and to FL, and AL; 0, I on balsam fir.

SMUT, Inflorescence. *Mycosyrinx osmundae*, MI, NY, WI.

---

**FERN, OSTRICH (*Pteretis*)**

LEAF BLISTER. *Taphrinia hiratsukae*, WI.

ROT, Stem Necrosis. *Ceratobasidium anceps* (*Rhizoctonia*), WI.

RUST. *Uredinopsis struthiopteridis* (II, III), NY, VT, WI; 0, I on balsam fir.



---

### FERN, POLYPODY (*Polypodium*)

LEAF SPOT. *Alternaria polypodii*, secondary, NY; *Cercospora phyllitidis*, FL; *Phyllosticta* sp., VA.

NEMATODE, Leaf. *Aphelenchoides fragariae*.

RUST. *Milesia laeviuscula* (II, III), CA, and *M. glycyrrhiza*, AK, OR, WA; *M. polypodophila* (II, III), CT, ME, MA, NH, NY, PA, TN, VT.

---

### FERN, ROCK-BRAKE (*Cryptogramma*)

RUST. *Hyalopsora cheilanthis* (II, III), IA, MI, MT, WI; *Milesia darkeri* (II, III), CA, OR.

---

### FERN, SENSITIVE (*Onoclea*)

DODDER. *Cuscuta gronovii*, NY.

LEAF BLISTER. *Taphrinia filicina*, NY; *T. hiratsukae*, NY, PA.

RUST. *Uredinopsis mirabilis* (II, III), ME to VA, NE, MN; 0, I on balsam fir.

---

### FERN, TREE (*Cibotium*)

LEAF SPOT. *Pestalotia cibotii*, NJ.

---

### FERN, WALKING (*Camptosorus*)

LEAF SPOT. *Cercospora camptosori*, WI.

---

### FERN, WOOD, SHIELD (*Dryopteris*)

LEAF BLISTER, Gall. *Taphrina californica*, CA, OR; *T. filicina*, NY, PA; *T. fusca*, NJ, VT, WV; *T. gracilis*, NY; *T. lutescens*, ME, MN, NY, WI.

LEAF SPOT. *Cylindrocladium pteridis*, FL; Tar Spot, *Cryptomycina pteridis*, FL; *Herpobasidium filicinum*, white mold.

NEMATODE, Leaf. *Aphelenchoides fragariae*.

RUST. **Hyalopsora aspidiotus** (II, III), ME to NC, WA, WI; 0, I on balsam fir; **Milesia dilatata** (II, III), OR; **M. fructuosa** (II, III), ME, MA, NH, NY, VT; **M. marginalis** (II, III), MA, NH, VT; **Uredinopsis atkinsonii** (II, III), ME to MS, NE, ND; **U. phegopteridis** (II, III), ME, NH, WI; 0, I on balsam fir.

---

### **FERN, ROCK (*Woodsia*)**

RUST. **Hyalopsora polypodii** (II, III), ID, MI; 0, I unknown.

---

### **FERN, WOODWARDIA, CHAIN (*Woodwardia*)**

RUST. **Uredinopsis arthurii** (II, III), VT to AL, IN, MI, and var. **maculata**, ME to AL; 0, I unknown.

---

### **FEVERFEW (*Chrysanthemum parthenium*)**

POWDERY MILDEW. **Golovinomyces cichoracearum**, NY.

ROT, Root and Stem. **Rhizoctonia solani**, WA.

---

### **FIG (*Ficus carica*)**

ANTHRACNOSE; Fruit Rot. **Colletotrichum gloeosporioides** (*Glomerella cingulata*), NC to TX.

BACTERIAL Crown Gall. **Agrobacterium tumefaciens**, CA, FL, TX.

BLOTCH, Leaf. **Cercospora fici**, NC to FL, TX.

BLIGHT, Limb. **Corticium salmonicolor**, Gulf states.

BLIGHT, Southern. **Sclerotium rolfsii**, FL.

BLIGHT, Thread. **Pellicularia koleroga**, FL, LA, MS; Web, **P. microsclerotia**, FL to LA, TX.

BLIGHT, Twig. **Gibberella baccata**, CA.

CANKER; DIEBACK. **Botryosphaeria ribis**; **Diplodia sycina**, NC, OR; **Macrophoma fici**, also fruit dry rot, LA, NC, TX; **Nectria cinnabarina**, TX; **Megalonectria pseudotrichia**, LA, TX; **Physalospora rhodina**, AL, FL, TX; **Sclerotinia sclerotiorum**, CA, TX.

CANKER, Felt Fungus. **Septobasidium** spp., MS.

CANKER, Phomopsis. **Phomopsis cinerescens**, CA.

LEAF SPOT. **Colletotrichum elastica**, FL; **Corynespora cassiicola**, FL; **Ascochyta caricae**, CA; **Alternaria** sp., SC; **Cephalosporium acremonium**, LA; **Eutypa** sp., TX; **Mycosphaerella bolleana**, NC to TX; **Ormathodium fici**, LA.

NEMATODE, Dagger. **Xiphinema index**, CA.

NEMATODE, Fig Cyst. **Heterodera fici**, CA.

NEMATODE, Lesion. **Pratylenchus vulnus**, **P. musicola** and **P. pratensis**, CA.

NEMATODE, Pin. **Paratylenchus hamatus**, CA.

NEMATODE, Root Knot. **Meloidogyne** spp., southern states to CA.

NONPARASITIC. **Chlorosis**. Manganese deficiency, FL.

**Little Leaf**. Zinc deficiency, CA.

**Sunburn**. Low temperature injury to trunk and branches, CA.

ROT, Fruit. **Alternaria tenuis**, in market; **Aspergillus niger**, black mold; **Botrytis cinerea**; **Choanephora cucurbitarum**, TX; **Cladosporium herbarum**, market; **Diplodia natalensis**, TX; **Fusarium moniliforme**, CA; **Oospora** sp., sour rot, TX; **Rhizopus nigricans**, CA, Gulf states; **Trichothecium roseum**, Gulf states.

ROT, Root. **Armillaria mellea**, CA; **Dematophora necatrix**, NC; **Phymatotrichum omnivorum**, TX; **Rhizoctonia** sp., TX.

RUST. **Cerotelium** (*Physopella*) **fici** (II, III), NC to FL. AR, TX.

SOOTY MOLD. **Capnodium** sp., TX; **Fumago vagans**, Gulf states.

VIRUS. **Fig Mosaic**, CA, GA, TX, VA.

WILT, Branch. **Hendersonula toruloides**, CA.

---

## FIG, FLORIDA STRANGLER (*Ficus aurea*)

ANTHRACNOSE. **Colletotrichum gloeosporioides**, FL.

BACTERIAL Crown Gall. **Agrobacterium tumefaciens**, FL.

LEAF SPOT. **Ophiodothella fici**, FL; **Phlyctema ficuum**, FL; **Phyllosticta physopellae**; **P. roberti**, FL.

NEMATODE, Root Knot. **Meloidogyne** spp.

ROT, Fruit. **Fusarium moniliforme**, CA.

RUST. **Cerotelium fici** (II, III), FL.

---

**FIGWORT (*Scrophularia*)**

DOWNY MILDEW. *Peronospora sordida*, CA, IL, NY, VA to KS.

LEAF SPOT. *Cylindrosporium scrophulariae*, IL, OK, PA; *Mycosphaerella* sp., KS; *Septoria scrophulariae*, CA, CO, OR, WA, NY to MS.

VIRUS. Figwort Mosaic.

---

**FILAREE, RED-STEM (*Erodium cicutarium*)**

NEMATODE, Lesion. *Pratylenchus minyus*, CA.

VIRUS. Filaree Red Leaf, CA.

---

**FILBERT**

► Hazelnut.

---

**FIR (*Abies*)**

BLACK MILDEW. *Dimerosporium abietis*, ID, OR, WA; *Adelopus nudus*, ME, NY, NC, WI.

BLIGHT. *Phoma eupyrena*, CA.

BLIGHT, Brown Felt. *Herpotrichia nigra*, on high western firs.

BLIGHT, Needle. *Acanthostigma parasiticum*; *Rehmiellopsis balsameae*, Northeast; *Cenangium ferruginosum*, MI, PA; *Rhabdogloeum abietinum*, NC; *Macrophoma parca*, CO, ID, MT, OR, WA; *Phoma eupyrena*, CA.

BLIGHT, Needle. *Furcasporea pinicola*, CA; *Phyllosticta multicorniculata*, NH.

BLIGHT, Seedling Smother. *Thelephora terrestris*.

BLIGHT, Snow. *Phacidium infestans*, Northeast; *P. balsameae*; *P. abietinum*.

BLIGHT, Tip. *Delphinella balsameae*, VT.

CANKER. *Aleurodiscus amorphus*, general; *Cytospora pinastri*, ME, WI *C. cylindroides* and *C. abietis*, OR, WA; *Cephalosporium* sp., MN, WI; *Cryptosporium macrospermum*, New England; *Dasyscyphus resinaria*, MN; *Nectria fuckeliana*, CA, OR; *N. balsameae*, NC, PA; *Phomopsis boycei*, ID, MT; *P. fokoyae*, CA.; *P. montanensis*;

**Ophionectria scolecospora**, widespread; **Scleroderris abieticola**, OR; **Sphaeropsis abietis**, MI; **Valsa** (*Cytospora*) **kunzei**; **Thyronectria balsamea**, CO.

CANKER, Pitch. **Fusarium circinatum**, CA.

DIEBACK, Twig. **Sydowia polyspora**, CA.

MISTLETOE. **Arceuthobium americanum**, WA; **A. campylopodium**, widespread in West; **A. douglasii**, NM, OR, WA; **A. laricis**, WA; **Phoradendron pauciflorum**, AZ, CA.

NEEDLE CAST; Blight. **Bifusella abietis**, ID, MT, WA; **B. faullii**, ME, MI, NH; **Hypoderma robustum**, CA, ID, OR, WA; **Hypodermella abietis-concoloris**, widespread on western firs; **H. mirabilis**, MI; **H. nervata**, ME, NH, VT; **H. punctata**, ID, OR; **Lophodermium piceae**, tar spot, widespread, weakly parasitic; **L. autumnale**, CA, ID, MI, OR, UT, WY; **L. consciatum**; **L. decorum**; **L. uncinatum**; **L. lacerum**, NH, NY, PA, VT.

NEEDLE CAST; Blight. **Tirula nervisequa conspicuus**, CA.

NEMATODE. **Nacobbodera chitwoodi**, OR.

ROT, Heart. **Stereum sanguinolentum**, widespread; **Polyporus sulphureus**, general.

ROT, Crown. **Phytophthora cactorum**, VA.

ROT, Hypocotyl. **Fusarium oxysporum**, CA.

ROT, Root. **Armillaria mellea**, New England, NY; **Fusarium solani**, PA; **F. oxysporum**, PA; **F. avenaceum**, PA; **Phytophthora cinnamomi**, NC; **P. citricola**, NC.

ROT, Root. **Phytophthora drechleri**, NC.

ROT, Root. **Verticicladiella wagnerii**, Pacific Coast.

ROT, Root. **Poria weirii**, OR.

ROT, Wood. **Coniophora puteana**, New England, NY; **C. corrugis**, AZ, CO, WY; **Fomes annosus**, CO; **Echinodontium tinctorium**; **Hydnum abietis**; **H. balsameum**; **Polyporus** spp.; **Poria** spp.

RUST, Fir-Broom. **Melampsorella caryophyllacearum**.

RUST, Fir-Fern. **Milesia fructuosa** (0, I) on new needles, ME, NH, NY; II, III on *Dryopteris*; **M. marginalis**, MA, NH, NY; **M. polypodophila** (0, I), ME, NH, NY, on old needles; II, III on *Polypodium*, **Hyalopsora aspidiotus** (0, I), on 2-year needles; II, III on *Dryopteris*; **Uredinopsis mirabilis** (0, I), general; II, III on sensitive fern; **U. osmundae** (0, I), widespread; II, III on *Osmunda*; **U. struthiopteridis**, ID, MI, OR, WA; II, III on ostrich-fern; **U. phegopteridis** (0, I); II, III on *Dryopteris*.

RUST, Fir-Fireweed. **Pucciniastrum pustulatum**, widespread; II, III on *Epilobium*.

RUST, Fir-Huckleberry. **Pucciniastrum goeppertianum**, widespread on western firs, and ME, PA, WI; II, III on *Vaccinium*.

RUST, Fir-Willow. **Melampsora abieti-capraearum**, widespread; II, III on willow.

RUST, Needle. **Caeoma faulliana**, OR; **Peridermium ornamentale**, ID, MT, OR, WA; **P. rugosum**, CA, OR, WA.

RUST, Witches' Broom. **Melampsorella cerastii**, general; II, III on chickweed.

Despite this long list of possibilities the gardener should not have much trouble with ornamental firs. Rehmiellopsis tip blight yellows needles of new growth and causes twig dieback of native balsam firs in the Northeast but can be controlled with copper sprays, which will also aid in preventing needle-cast diseases. Avoid bark and branch injuries that induce cankers. Rust is taken care of, if necessary, by eliminating the proper alternate host, but only a specialist can identify the many different rust species.

---

## **FIRECRACKER PLANT (*Crossandra infundibuliformis*)**

VIRUS. **Alternanthera Mosaic**, FL, MD, PA.

---

## **FIRETHORN**

► *Pyracantha*.

---

## **FITTONIA**

BLIGHT, Leaf. **Rhizoctonia** sp., OH.

LEAF SPOT. **Myrothecium roridum**, FL.

---

## **FLAX, FLOWERING (*Linum*)**

DAMPING-OFF. **Rhizoctonia solani**, IL.

NEMATODE, Root Knot. **Meloidogyne** sp., CA.

ROT, Stem. **Sclerotinia sclerotiorum**, CA.

---

**FLORIDA BEGGARWEED (*Desmonium tortuosum*)**

VIRUS. **Tomato Spotted Wilt**, GA.

---

**FLORIDA PUSLEY (*Richardia scaba*)**

VIRUS. **Tomato Spotted Wilt**, GA.

---

**FOAM-FLOWER (*Tiarella*)**

POWDERY MILDEW. **Sphaerotheca macularis**, AK.

RUST. **Puccinia heucherae** (III), CT to NC, AK, CA, CO, ID, MI, MT, OR, TN, WA, WI.

---

**FORESTIERA (Swamp-Privet)**

MISTLETOE. **Phoradendron serotinum (flavescens)**, TX.

POWDERY MILDEW. **Microsphaera alni**, IL, TX.

ROT, Root. **Phymatotrichum omnivorum**, TX.

RUST. **Coleosporium minutum** (II, III), FL, TX; 0, I on pine; **Puccinia peridermiospora** (0, I), FL, TX; II, III on marsh grass.

---

**FORGET-ME-NOT (*Myosotis*)**

BACTERIAL, MLO. **California Aster Yellows**, CA.

BLIGHT, Gray Mold. **Botrytis cinerea**, cosmopolitan.

DOWNY MILDEW. **Peronospora myosotidis**, IL, MI, MS, WI.

POWDERY MILDEW. **Golovinomyces cynoglossi** (*Erysiphe cynoglossi*), WA.

LEAF SPOT. **Stemphylium** sp., NY.

ROT, Crown. **Sclerotinia sclerotiorum**, IL, WA.

RUST. **Puccinia eatoniae** var. **myosotidis** (0, I), IL, IN, MS, MO, NC, WI; II, III on *Sphenopholis*; **P. mertensiae** (III), CO.

VIRUS. **Chlorosis**, GA. Perhaps eastern strain of Aster Yellows.

**FORSYTHIA (Goldenbells)**

- ANTHRACNOSE. *Gloeosporium* sp., OK.  
BACTERIAL Grown Gall. *Agrobacterium tumefaciens*, MS, NJ, TX.  
BLIGHT, Cane. *Botryosphaeria ribis*.  
BLIGHT, Southern. *Sclerotium rolfsii*, GA.  
BLIGHT, Twig. *Sclerotinia sclerotiorum*, NC; *Phytophthora nicotianae*, VA.  
CANKER, Stem Gall. *Phomopsis* sp., KY.  
LEAF SPOT. *Alternaria* sp., IA; *Phyllosticta discincola*, MD.  
NEMATODE, Lesion. *Pratylenchus vulnus*.  
NEMATODE, Root Knot. *Meloidogyne* sp., TX; *M. hapla*; *M. incognita-acrita*.  
ROT, Root. *Phymatotrichum omnivorum*, TX.  
VIRUS. Tobacco Ring Spot, MD.

---

**FOUQUIERIA (Ocotillo, Candlewood)**

- ROT, Root. *Phymatotrichum omnivorum*, TX.  
RUST. *Aecidium cannonii* (0, I), AZ.

---

**FOUR-O'CLOCK (*Mirabilis*)**

- BACTERIAL, Blight. *Xanthomonas campestris* pv. *campestris*, CA.  
LEAF SPOT. *Cercospora mirabilis*, TX.  
NEMATODE, Root Knot. *Meloidogyne* sp., FL.  
ROT, Root. *Phymatotrichum omnivorum*, TX.  
RUST. *Aecidium mirabilis* (0, I), AZ, NM; *Puccinia aristidae* (0, I), AZ.  
VIRUS. Beet Curly Top, CA; *Mirabilis Mosaic*, IL.  
WHITE RUST. *Albugo platensis*, TX.

---

**FOXGLOVE (*Digitalis*)**

- ANTHRACNOSE. *Colletotrichum fuscum*, CT, MA, OR, PA, WI.  
BLIGHT, Leaf; Inflorescence. *Alternaria* sp., MD.  
DOWNY MILDEW. *Peronospora digitalidis*, CA.



LEAF SPOT. **Cladosporium** sp., NJ; **Phyllosticta digitalis**, AK, NY, TX;  
**Ramularia variabilis**, OR.

NEMATODE, Leaf and Stem. **Ditylenchus dipsaci**, CT.

NEMATODE, Root Knot. **Meloidogyne** spp., CA, MD.

ROT, Root and Stem. **Rhizoctonia solani**, NJ; **Fusarium** sp., CA, NH.

ROT, Stem; Wilt. **Sclerotinia sclerotiorum**, NY; **Sclerotium rolfsii**, IN,  
NJ, TX.

VIRUS. **Tobacco Mosaic**, WI; **Tomato Spotted Wilt**, PA; **Tomato Spotted  
Wilt-Impatiens Serotype**, FL, GA.

WILT. **Fusarium** sp., CA, NH; **Verticillium albo-atrum**, NY.

---

## FREESIA

BACTERIAL Scab. **Pseudomonas marginata**, occasional in imported stock.

LEAF SPOT. **Heterosporium iridis**, CT.

NEMATODE, Root Knot. **Meloidogyne** sp., CA.

ROT, Corm Wilt. **Fusarium** spp., including **F. oxysporum**; **F. solani**, CA,  
FL, TX.

ROT, Dry. **Stromatinia gladioli**, NJ, NY.

ROT. Blue Mold. **Penicillium gladioli**.

RUST. Cause unknown, not true rust.

VIRUS. **Iris Mosaic**, CA; **Bean Yellow Mosaic**.

*Fusarium* corm rot causes wilting and death. Corms should be inspected before planting, and all those showing pinkish lesions should be discarded.

---

## FREEWAY DAISY (*Osteospermum*)

VIRUS. **Lettuce Mosaic**, CA.

---

## FREMONTIA (Flannel Bush)

LEAF SPOT. **Ascochyta fremontiae**, CA.

ROT; Stem Girdle. **Phytophthora cactorum**, CA.

ROT, Crown, Root. **Phytophthora nicotianae** var. **nicotianae**, CA.

WILT. **Verticillium albo-atrum**, CA.

---

## FRINGE-TREE (*Chionanthus*)

ANTHRACNOSE. *Discola fraxinea*, DE.

LEAF SPOT. *Cercospora chionanthi*, NJ to NC, WV; *Phyllosticta chionanthi*, NJ, WV; *Septoria chionanthi* and *S. eleospora*, SC, TX.

POWDERY MILDEW. *Phyllactinia corylea*, MD.

ROT, Root. *Phymatotrichum omnivorum*, TX.

ROT, Wood. *Daedalea confragosa*, MD.

---

## FRITILLARIA

LEAF SPOT. *Phyllosticta fritillariae*, CA.

RUST. *Uromyces miurae* (III), AK, WA.

VIRUS. **Mosaic**. Undetermined, NY.

---

## FROELICHIA

LEAF SPOT. *Cercospora crassoides*, OK, TX, WI.

NEMATODE, Root Knot. *Meloidogyne* sp., FL.

ROT, Root. *Phymatotrichum omnivorum*, TX.

WHITE RUST. *Albugo froelichiae*, NE, TX.

---

## FROSTWORT (*Crocanthemum*)

LEAF SPOT. *Cylindrosporium eminens*, WI.

---

## FUCHSIA

BLIGHT, Gray Mold. *Botrytis cinerea*, AK, WV.

DIEBACK. *Phomopsis* sp., VA.

LEAF SPOT. *Septoria* sp., OK.

NEMATODE, Root Knot. *Meloidogyne* sp.

ROT, Mushroom Root. *Armillaria mellea*, CA.

ROT, Root. *Pythium rostratum*; *P. ultimum*, CA; *Phytophthora parasitica*, OR; *Thielaviopsis* sp., OR.

RUST. *Pucciniastrum epilobii*, NC, OR; *Uredo fuchsiae* (II), OH.

VIRUS. **Tomato Spotted Wilt**, CA; **Cucumber Mosaic**, MN.

WILT. **Verticillium albo-atrum**, CA.

Verticillium wilt is common in garden plantings of fuchsia in California.

---

## GAILLARDIA (Blanket Flower)

BACTERIAL, MLO. **Aster Yellows**, NJ, NY, PA, and **California Aster Yellows**, CA.

LEAF SPOT. **Septoria gaillardiae**, IA, OK, TX.

NEMATODE. **Nacobus batatiformis**, NE.

POWDERY MILDEW. **Golovinomyces cichoracearum**, MT, OK, TX; **Sphaerotheca macularis**, MT, WA, WY; **Leveillula taurica**, WA.

ROT, Crown and Stem. **Sclerotinia sclerotiorum**, CA.

ROT, Root. **Phymatotrichum omnivorum**, TX; **Pythium ultimum**, CA.

RUST. **Coleosporium asterum** (II, III), CA; 0, I on pine; **Puccinia gaillardiae** (0, I), CA, II, III unknown.

SMUT, White. **Entyloma polysporum**, KS, MN, NE, VA.

VIRUS. **Tomato Spotted Wilt**, CA; **Bidens Mottle**, FL.

---

## GALAX

LEAF SPOT. **Clypeolella leemingii**, black spot, MD to GA, MS; **Discohainesia oenotherae**, NC; **Phyllosticta galactis**, NC, VA, WV.

---

## GALIUM (Bedstraw)

DODDER. **Cuscuta cuspidata**, TX.

DOWNY MILDEW. **Peronospora calotheca**, IA, ND, WI.

LEAF SPOT. **Cercospora galii**, AL, AK, IA, NH, NY, OR; **Pseudopeziza repanda**, CA, CT, GA, IL, IA, NY, ND, OR, WI; **Melasmia galii**, IA; **Septoria cruciatae**, IN, MI, NJ, NY, WV, WI.

POWDERY MILDEW. **Golovinomyces cichoracearum**, CA, MT, OR, PA, WA; **Erysiphe polygoni**, KS.

ROT, Root. **Phymatotrichum omnivorum**, TX.

RUST. **Puccinia difformis** (0, I, III), OH to KS, MT, Pacific Coast; **P. punctata** (0, I, II, III); CT, MS, NC, ND to CA, WA; **P. punctata** var. **troglodytes** (0, I), CT to MO, SD, WA; **P. rubefaciens** (III), AK,

IA, WI to CA, WA; **Pucciniastrum galii**, NY, PA to CA, CO, and OR;  
**Uromyces galii-californici** (II, III), CA.

---

## **GALTONIA (Summer-Hyacinth)**

VIRUS. **Ornithogalum Mosaic**, OR.

---

## **GARDENIA (Cape-Jasmine)**

BACTERIAL Leaf Spot. **Xanthomonas maculifolium-gardeniae**, CA.

BLIGHT, Bud Rot. **Botrytis cinerea**, in greenhouses; outdoors in CA.

CANKER, Stem Gall. **Phomopsis** (*Diaporthe*) **gardeniae**, CA, widespread  
in greenhouses, outdoors in CA, FL.

LEAF SPOT. **Myrothecium roridum**, PA; **Pestalotia langloisii**, AL, FL;  
**Phyllosticta** sp., MS, NJ, TX; **Rhizoctonia** sp., NJ; **Mycosphaerella  
gardeniae**, GA.

LEAF SPOT, Algal. **Cephaleuros virescens**, Gulf states.

NEMATODE, Burrowing. **Radopholus similis**, FL.

NEMATODE, Reniform. **Rotylenchulus reniformis**.

NEMATODE, Root Knot. **Meloidogyne hapla**; **M. incognita**; **M. javanica**;  
general; **M. arenaria**, NC.

NEMATODE, Spiral. **Helicotylenchus nannus**.

NONPARASITIC. **Bud Drop**. Excessive soil moisture; temperature fluctua-  
tion.

**Chlorosis**. Soil too alkaline or soil temperature too low.

**Dieback**. Yellow veinbanding, defoliation from root smothering by  
overwatering.

POWDERY MILDEW. **Erysiphe polygoni**, TX.

ROT, Root. **Phymatotrichum omnivorum**, TX

SOOTY MOLD. **Capnodium** spp., Gulf states.

In the deep South gardenia foliage is disfigured with sooty mold growing  
in whitefly honeydew. Gardenias are difficult house plants, dropping buds  
with uneven humidity and temperature. To control *Phomopsis* canker take  
cuttings near top of plants. Substitute the more resistant Veitchii variety for  
susceptible Belmont and Hadley. Avoid syringing, which spreads bacterial  
leaf spot.

---

## **GARLIC (*Allium sativum*)**

(see Onion)

RUST. ***Puccinia allii***, OR; on wild garlic, CA.

VIRUS. **Onion Yellow Dwarf, Leak Yellow Stripe, Garlic Common Latent**, WA; **Leaf Yellow Strip, Mosaic, Dwarfism**, Guanajuato, Mexico; **Leaf Yellow Strip Virus**.

Subject to diseases of onion. White rot is serious in Louisiana; pink root is a common problem. Clove rot is caused by *Penicillium digitatum*.

---

## **GARRYA (Tassel-Tree, Silk-Tassel Bush)**

LEAF SPOT. ***Cercospora garryae***, CA, TX; ***Phyllosticta garryae***, CA, TX; ***Dothichiza garryae***, CA.

ROT, Root. ***Phymatotrichum omnivorum***, TX.

SOOTY MOLD. ***Lembosia lucens***, CA.

---

## **GAULTHERIA (Checkerberry, Teaberry) (Source of Oil of Wintergreen)**

BLOTCH, Sooty. ***Gloeodes pomigena***, WI.

FRUIT SPOT; Black Speck. ***Leptothyrella pomi***, WI; ***Schizothyrium gaultheriae***, ME to VA, WI.

LEAF SPOT. ***Cercospora gaultheriae***, NJ, WI; ***Discohainesia oenotherae***, VA; ***Mycosphaerella gaultheriae*** (*Phyllosticta gaultheriae*), general; ***Venturia arctostaphyli***, MD, MA, NJ, NY, VA.

POWDERY MILDEW. ***Microsphaera alni***, MD.

---

## **GAURA**

BACTERIAL, MLO. **California Aster Yellows**, CA.

BROOMRAPE. ***Orobanche ramosa***, TX.

DOWNY MILDEW. ***Peronospora arthuri***, KS, NE.

GALL, Leaf. ***Synchytrium fulgens***, TX.

LEAF SPOT. ***Cercospora gaurae***, NY, OK, TX; ***Septoria gaurina***, IL, KS, NE, ND, OK, TX.

POWDERY MILDEW. **Erysiphe polygoni**, CO, TX.

ROT, Root. **Phymatotrichum omnivorum**, TX.

RUST. **Puccinia extensicola** var. **oenotherae** (0, I), CO, NE, TX; II, III on *Carex* spp.; **Uromyces plumbarius** (0, I, II, III), NY to VA, TX, WI, ND and MT to MSNM.

---

## GAZANIA

ROT, Crown. **Rhizoctonia solani**, CA; **Sclerotinia sclerotiorum**, LA.

VIRUS. **Lettuce Mosaic**, CA; **Tomato Spotted Wilt-Lettuce Serotype**, GA.

---

## GAZANIA (Treasure flower)

ROT, Crown. **Sclerotinia sclerotiorum**, LA.

---

## GENISTA (Wood-waxen)

DIEBACK. **Diplodia** sp., CA, NJ.

LEAF SPOT. **Pleiochaeta setosa**, OR.

POWDERY MILDEW. **Erysiphe polygoni**, MO.

RUST. **Uromyces genistae-tinctoriae** (II, III), CA.

---

## GENTIAN (*Gentiana*)

BLIGHT, Stem Canker. **Botrytis cinerea**, NY.

LEAF SPOT. **Asteromella andrewsii** (*Mycosphaerella andrewsii*), DE, IL, IA, NE, NJ, D, PA, WV, WI; **Cercospora gentianae**, NY, ND, VT; **C. gentianicola**, DE, WI.

ROT, Root. **Fusarium solani**, MD.

RUST. **Puccinia gentianae** (0, I, II, III), NY to IN, NE, MN; western states to AK, CA, WA; **P. haleniae**, WY; **Uromyces gentianae** (II, III), CO, IA, NV, NM, NC, VT, WA, WY; **Pucciniastrum alaskanum**, AK.

---

## GERANIUM (*Pelargonium*)

BACTERIAL Crown Gall. **Agrobacterium tumefaciens**, MD, MA, OH.

- BACTERIAL Fasciation. **Clavibacter fascians**, IN, MA, OH, OR.
- BACTERIAL Leaf Spot. **Xanthomonas pelargonii**, MA to VA, CA, MS, OH, WA; **Pseudomonas cichorii**, FL.
- BACTERIAL Wilt, Southern. **Pseudomonas solanacearum**, NC; **Ralstonia solanacearum**, Race 3, Biovar 2, CT, DE, PA.
- BLIGHT, Blossom; Gray Mold; Cutting Rot. **Botrytis cinerea**, cosmopolitan.
- LEAF SPOT. **Alternaria** sp., secondary; **Ascochyta** sp., CT, NJ; **Cercospora brunckii**, FL, MD, OH, NH, TX; **Pleosphaerulina** sp., PA.
- MOLD, Leaf. **Botryosporium pulchrum**, occasional in greenhouses.
- NEMATODE, Dagger. **Xiphinema americanum**.
- NEMATODE, Leaf. **Aphelenchoides** sp., NY.
- NEMATODE, Root Knot. **Meloidogyne** spp., CT, FL, NJ, OH, OR.
- NONPARASITIC. **Oedema**, Dropsy. Intumescence from excessive soil moisture and retarded transpiration.
- Crook-Neck**. Chimeral mutation.
- PETAL AND LEAF SPOT. **Bipolaris** (*Helminthosporium*) **setariae**, FL.
- ROT, Blackleg, Stem and Cutting Rot. **Pythium debaryanum**, **P. mamillatum**, **P. splendens**, **P. ultimum**, **P. vexans**, cosmopolitan; **Rhizoctonia solani**, cosmopolitan; **Aspergillus fischeri**, CA; **Fusarium** sp., IN, NY, WA.
- ROT, Root. **Thielaviopsis basicola**, CT; **Armillaria mellea**, CA; **Pythium aphanidermatum**, PA; **P. dissotocum**, PA; **P. ultimum**, PA; **P. heterothallicum**, PA; **P. irregulare**, PA; **P. myriotylum**, PA.
- RUST, Pelargonium. **Puccinia pelargonii-zonalis** (II), CA, FL, NY, PA.
- VIRUS. **Pelargonium Leaf Curl** (Geranium Crinkle), general; **Geranium Mosaic**; **Cucumber Mosaic**; **Beet Curly Top**; **Tomato Spotted Wilt**, CA, OK, TX; **Tomato Ring Spot**; **Tobacco Ring Spot**; **Pelargonium Flower Break**; **Pelargonium Line Pattern**.
- WILT. **Verticillium albo-atrum**, CA, NY, OR.
- The dry air of the average home makes foliage diseases due to pathogenic organisms unlikely but sometimes a water-logged soil and cloudy weather, with less evaporation, leads to oedema, small swellings in leaves, corky ridges on petioles. Botrytis blight and bacterial leaf spots may be expected in greenhouses unless plants are spaced widely, have proper air circulation, little overhead watering, and all infected plants or parts speedily removed. Start with clean cuttings from a culture-indexed mother block.

---

## GERANIUM (Cranesbill, Herb-Robert)

- BACTERIAL Leaf Spot. **Pseudomonas erodii**, FL, IL, IN, OR, TX; **Xanthomonas geranii**, NY.
- BLIGHT, Leaf Spot; Stem Rot. **Botrytis cinerea**, KS, MO.
- BROOMRAPE. **Orobanche ramosa**, TX.
- DOWNY MILDEW. **Plasmopara geranii**, NJ to FL, KS, TX, MA to IA, MT, UT, WI.
- GALL, Leaf. **Synchytrium geranii**, LA, OK, TX.
- LEAF SPOT. **Cercospora geranii**, CO, IA, KS, MO, MT, NY, TX, UT, WI; **Cylindrosporium geranii**, LA; **Dilophospora geranii**, WI; **Pestalozziella subsessilis**, MS, MO, NJ, WI; **Phyllosticta geranii**, LA, TX; **Ramularia geranii**, CA, LA, WA, WY; **Septoria expansa**, KS, TX; **Stigmatea geranii**, black leaf speck, MD; **Venturia circinans**, mold, AK.
- POWDERY MILDEW. **Erysiphe polygoni**, CO, IL, IN, OH, PA, WV, WI, WY; **Sphaerotheca macularis**, CA, ID, MN, MT, NE, PA, WA, WI, WY.
- ROT, Rhizome. **Seaverinia geranii**, NY, OH, WI.
- ROT, Root. **Phymatotrichum omnivorum**, TX.
- RUST. **Puccinia leveillei** (III), CO, MT, UT, WA, WY; **P. polygoni-amphibii** (0, I), CT to WI, KS, MN, MO, MT, TX; II, III on Polygonum; **Uromyces geranii** (0, I, II, III), AK, ME, WY.
- VIRUS. **Cucumber Mosaic**, FL.

---

## GERBERA (Transvaal Daisy)

- BLIGHT, Flower; Ray Speck. **Alternaria dauci** f. sp. **solani**, FL.
- BLIGHT, Gray Mold. **Botrytis cinerea**, FL, NY.
- LEAF SPOT; Stem Rot. **Gloeosporium** sp., NY.
- NEMATODE, Root Knot. **Meloidogyne** sp., AL, CA, MD, NY, NC.
- POWDERY MILDEW. **Golovinomyces cichoracearum**, CA, OK.
- ROT, Crown. **Sclerotinia sclerotiorum**, MD, NY.
- ROT, Root and Stem. **Phytophthora cryptogea** and **P. drechsleri**, CA, NJ, NY; **Pythium irregulare**, CA.
- VIRUS. **Tobacco Rattle**, FL; **Tomato Spotted Wilt-Impatiens Serotype**, FL.



---

## GERMANDER (*Teucrium*)

DOWNY MILDEW. *Peronospora* sp., OK.

LEAF SPOT. *Cercospora teucrii*, NY to MS, TX, WI; *Phyllosticta decida*, TX, WI.

NEMATODE, Root Knot. *Meloidogyne hapla*.

POWDERY MILDEW. *Golovinomyces cichoracearum*, IL, PA, WI.

RUST. *Puccinia menthae* (0, I, II, III), PA.

---

## GEUM (*Avens*)

BACTERIAL, MLO. **California Aster Yellows**, CA.

DOWNY MILDEW. *Peronospora potentillae*, CA, IL, IN, IA, KS, NE, WI.

GALL, Leaf. *Synchytrium aureum*, WI.

LEAF SPOT. *Cercospora gei*, WI; *Cylindrosporium gei*, NH, WI; *Marssonina adunca*, MT, WA; *Phyllosticta* sp., WV, WI; *Ramularia gei*, MO, WI; *Septoria gei*, AK, DE, IL, MI, NE, NY, OH.

NEMATODE, Root Knot. *Meloidogyne* sp., CA.

POWDERY MILDEW. *Erysiphe polygoni*, AK; *Sphaerotheca macularis*, IN, MD, NE, NY, ND, OH, PA, WA, WI.

ROT, Root. *Phymatotrichum omnivorum*, TX.

RUST. *Puccinia sieversii*, CO.

SMUT, Leaf. *Urocystis (Whetzelia) waldsteiniae*, MT, WA.

---

## GILIA (Skyrocket)

BACTERIAL, MLO. **California Aster Yellows**, CA.

DOWNY MILDEW. *Peronospora giliae*, TX.

LEAF SPOT. *Ramularia giliae*, OR.

NEMATODE, Lesion. *Pratylenchus pratensis*, TX.

NEMATODE, Root Knot. *Meloidogyne* sp., CA.

NEMATODE, Stem. *Ditylenchus dipsaci*.

POWDERY MILDEW. *Sphaerotheca macularis*, CA, TX, WA.

ROT, Root. *Phymatotrichum omnivorum*, TX.

RUST. *Puccinia aristidae* (0, I), AZ, CO; *P. giliae* (II, III), AZ, CA, CO, NE, OR, WA; 0, I, unknown; *P. plumbaria* (0, I, III), CA, CO, NE, UT, WY; *P. yosemitana* (0, III), CA, CO.

---

### **GILLENIA (American Ipecac, Indian Physic)**

RUST. *Gymnosporangium exterum* (0, I), IN, KY, MO, NC, TN, VA, III  
on red-cedar.

---

### **GINGER, EDIBLE (*Zingiber*)**

BACTERIAL, Rhizome Rot. *Enterobacter cloacae*, HI.

---

### **GINGER, WILD (*Asarum*)**

GALL, Leaf. *Synchytrium asari*, CA, MN, WI.

LEAF SPOT. *Ascochyta versicolor*, ID; *Plagiostoma (Laestadia) asarifolia*, SC.

ROT, Rhizome. *Sclerotinia sclerotiorum*, NY.

RUST. *Puccinia asarina*, CA, ID, OR, WA.

---

### **GINKGO (Maidenhair-Tree)**

ANTHRACNOSE. *Glomerella cingulata*, MD, TX.

BACTERIAL LEAF SPOT, Canker Stem. *Pseudomonas syringae* pv. *syringae*, CA.

LEAF SPOT. *Phyllosticta ginkgo*, PA; *Epicoccum purpurascens*, IL.

NEMATODE, Root Knot. *Meloidogyne* sp., MS.

ROT, Root. *Phymatotrichum omnivorum*, TX.

ROT, Sapwood. *Polyporus hirsutus*; *P. lacteus*; *P. tulipiferae*; *P. versicolor*; *Fomes connatus*, MD.

ROT, Seed. *Xylaria longeana*, PA.

---

### **GINSENG (*Panax*)**

BLIGHT. *Alternaria panax*, general; *Botrytis cinerea*, NY to NC, MI, WA.

DAMPING-OFF. *Pythium debaryanum*, NY; *Rhizoctonia solani*, AR, IN, MI, NJ, NY, WA.

LEAF SPOT. *Septoria* sp.; *S. araliae*, WI; *Colletotrichum dematium*, secondary, NY to NC, MN, MO.

NEMATODE, Root Knot. *Meloidogyne* sp., CT, MI, NY, OH, PA, WI.

NONPARASITIC. **Papery Leaf**. Moisture deficiency, sunscald, MI, MO, NJ, NY, PA.

POWDERY MILDEW. **Erysiphe panax**.

ROT, Rhizome. **Sclerotinia sclerotiorum**, white rot, MI, NY, OH, PA, WA, WI; **S. smilacina**, black rot, MI, MN, NY, WI.

ROT, Root. **Armillaria mellea**, WA; **Fusarium scirpi**, NY to AL, MO, WA, WI; **Phytophthora colocasiae**, NC; **Thielaviopsis basicola**, black root, IL, MI, NJ, NY, OH; **Ramularia** spp., MI, NY, OR, WA, WI.

ROT, Stem, Root; Downy Mildew. **Phytophthora cactorum**, CT to NC, IA, MI, WA.

RUST. **Puccinia araliae** (III), MA, PA.

WILT. **Verticillium albo-atrum**, IN, KY, MI, NJ, NY, OH, PA, TN, WI.

---

## GLADIOLUS

BACTERIAL Leaf Blight. **Xanthomonas gummisudans**, NY to MO, ND, WA.

BACTERIAL, MLO. **Aster Yellows**, MD.

BACTERIAL Scab; Neck Rot; Leaf Spot. **Pseudomonas marginata**, general.

BACTERIAL Soft Rot. **Erwinia carotovora**, MI.

BLIGHT, Leaf; Flower Spot; Corm Rot. **Botrytis gladiolorum**, AK, CA, FL, MA, MD, NJ, NY, OR, WA, WI.

BLIGHT, Seedling. **Botrytis elliptica**, WA.

BLIGHT, Brown Spot of leaves, flowers. **Curvularia lunata** (*Cochliobolus lunata*), FL, MD, MI, NY, NC, VA, WI.

BLIGHT, Southern. **Sclerotium rolfsii**, FL.

LEAF SPOT. **Alternaria** spp., cosmopolitan; **Cladosporium herbarum**, cosmopolitan but secondary; **Heterosporium** sp., MD; **Stemphylium** sp., leaf and stem spot, FL, MI, NJ, NY.

NEMATODE, Root Knot. **Meloidogyne** spp., NC to FL, TX; **M. hapla**.

NEMATODE, Sheath. **Hemicycliophora oracilis**, OR.

NONPARASITIC **Leaf Scorch**. Atmospheric fluorides, WA.

**Brown Tip**. From waterlogged soil.

**Ink Spot**. On husks and corms. Cause unknown.

“**Rust**.”. Spot necrosis on leaves, from sun on water drops.

**Topple**. Partially controlled by spraying flowers with calcium nitrate.

ROT, Corm, Basal; Yellows; Wilt. **Fusarium oxysporum** f. sp. **gladioli**, general.

ROT, Dry, of corms; Leaf and Stalk Rot. **Stromatinia gladioli**, general.

ROT, Hard; Leaf Spot. **Septoria gladioli**, general.

ROT, Root, Collar, Leaf Base. **Rhizoctonia solani**, NJ, ND, TX.

ROT, Storage. **Penicillium gladioli**, general in the North, occasional in the South; **P. funiculosum**, core rot; **Rhizopus arrhizus**, soft, occasional.

RUST, **Uromyces transversalis**, Mexico (Michoacan), FL.

SMUT. **Urocystis gladiolicola**, CA.

VIRUS. **Cucumber Mosaic**; **Yellow Bean Mosaic** (mild mosaic); **White Break**, NY to IL, CA, WA; **Tomato Ring Spot**.

The backyard gardener with a few rows of gladiolus probably sprays for thrips and forgets about diseases, but the serious grower has much to combat. Control starts with choosing varieties resistant to *Fusarium* yellows, treating corms after digging and before planting to control rots and scab, with removal of husks usually giving a healthier crop, and field spraying for *Botrytis*, *Curvularia*, and *Stemphylium* flower blights and leaf spots. Mild mosaic is spread from beans to gladiolus by aphids; so they should be kept widely separated. Rogue plants with white-break mosaic. An aluminum mulch repels aphid vectors of virus diseases.

---

## GLOBE-AMARANTH (*Gomphrena*)

LEAF SPOT. **Cercospora gomphrenae**, GA, OK, TX.

NEMATODE, Root Knot. **Meloidogyne** sp., FL.

VIRUS. **Beet Curly Top**, TX; **Tomato Spotted Wilt-Impatiens Serotype**, FL, GA.

WHITE RUST. **Albugo bliti**, NM.

---

## GLOBE-MALLOW (*Sphaeralcea*)

POWDERY MILDEW. **Erysiphe polygوني**, ID.

RUST. **Puccinia interveniens**, ID, WA; **P. schedonnardi**, AZ, NM; **P. sherardiana**, AZ, CA, CO, ID, NE, NM, TX, UT, WY; **P. sphaeralcea** (I, III), CA.

---

**GLOBE-THISTLE (*Echinops*)**

ROT, Crown. *Sclerotium rolfsii*, CT.  
 ROT, Root. *Phytophthora cryptogea*, NC.

---

**GLORY-BUSH (*Tibouchina*)**

ROT, Mushroom Root. *Clitocybe tabescens*, FL.

---

**GLOXINIA (*Sinningia*)**

BACTERIAL Leaf Blight. *Pseudomonas* sp., OR.  
 BACTERIAL Leaf Spot. *Pseudomonas alcaligenes*, FL.  
 BACTERIAL, MLO. **Aster Yellows**, CA.  
 BLIGHT, Bud Rot. *Botrytis cinerea*, CA, MO.  
 NONPARASITIC. **Dieback Wilt**; Boron deficiency, CA.  
 ROT, Crown; Flower, Leaf Blight. *Sclerotinia sclerotiorum*, CA.  
 ROT, Leaf. *Cladosporium herbarum*, NJ.  
 ROT, Root and Crown. *Phytophthora cryptogea*, CA; *Pythium ultimum*, CA; *Myrothecium roridum*, FL.  
 VIRUS. **Tomato Spotted Wilt**, CA, MO, NC, TX; **Tobacco Mosaic**, CA, CT, DC, FL, OH, WA; **Impatiens Necrotic Spot**, NC.

---

**GNAPHALIUM (Cudweed)**

BACTERIAL, MLO. **California Aster Yellows**;  
 CANKER, Stem. *Phoma erysiphoides*, TX, WI.  
 DOWNY MILDEW. *Plasmopara halstedii*, AL, MS.  
 LEAF SPOT. *Cercospora gnaphaliacea*, KS, MS; *Cylindrosporium gnaphalicola*, AL, TX; *Septoria cercosperma*, TX.  
 NEMATODE, Root Knot. *Meloidogyne* sp.  
 ROT, Root. *Phymatotrichum omnivorum*, TX.  
 RUST. *Puccinia gnaphaliicola* (II, III), AL, LA, NC, SC; 0, I unknown; *P. investita* (0, I, III), AZ, CA, CT, MA, NY, OH, PA, TN, VT, WV, WI.  
 SMUT, White. *Entyloma compositarum*, AL, MD.  
 VIRUS. **Beet Curly Top**, CA; **Tomato Spotted Wilt**, GA.

---

## GOATS-BEARD (*Aruncus*)

LEAF SPOT. *Cercospora* sp., OR; *Ramularia ulmariae*, AK.

---

## GODETIA

BACTERIAL, MLO. **California Aster Yellows**, CA.

BLIGHT, Gray Mold. ***Botrytis cinerea***, AK.

DAMPING-OFF. ***Rhizoctonia solani***, IL.

DOWNY MILDEW. ***Peronospora arthuri***, CA.

NEMATODE, Root Knot. ***Meloidogyne*** sp.

ROT, Root. ***Pythium ultimum***, MO; ***Phytophthora cryptogea***.

RUST. ***Puccinia oenotherae*** (0, I, II, III); ***P. pulverulenta*** (0, I, II, III), CA;  
***Pucciniastrum epilobii*** (II, III), AK; 0, I on fir.

VIRUS. **Tomato Spotted Wilt**, CA.

---

## GOLDEN-CHAIN (*Laburnum*)

BLIGHT, Twig. ***Gibberella baccata***, NJ; ***Fusarium*** sp., MD, OH.

CANKER, Stem. ***Diplodia mutila***, OH.

LEAF SPOT. ***Cercospora laburni***, OK.

---

## GOLDEN-CLUB (*Orontium*)

BLIGHT, Leaf. ***Botrytis streptothrix***, NJ.

LEAF SPOT. ***Mycosphaerella*** sp., NJ; ***Phyllosticta orontii***, NJ, TX; ***Ramularia orontii***, NJ; ***Volutella diaphana***, NJ.

---

## GOLDEN-EYE (*Viguiera*)

POWDERY MILDEW. ***Golovinomyces cichoracearum***, UT.

ROT, Root. ***Phymatotrichum omnivorum***, TX; ***Helicobasidium purpureum***, TX.

RUST. ***Puccinia abrupta*** (II, III) AZ, TX; ***P. tumidipes*** (II, III), AZ, CA.

SMUT, White. ***Entyloma compositarum***, UT.

---

### **GOLDEN-GLOW (*Rudbeckia lacinata*)**

- BACTERIAL, MLO. **Aster Yellows; California Aster Yellows.**  
 BLIGHT, Southern. **Sclerotium rolfsii**, FL.  
 DOWNY MILDEW. **Plasmopara halstedii**, IA, NE, NC, ND, WI.  
 GALL, Leaf. **Synchytrium aureum**, IL, WI.  
 LEAF SPOT. **Cercospora rudbeckiae**, NY; **Phyllosticta rudbeckiae**, IA, NY, WI; **Ramularia rudbeckiae**, VT to MS, CO and ID; **Septoria rudbeckiae**, KS, NE, WI.  
 POWDERY MILDEW. **Golovinomyces cichoracearum**, general.  
 ROT, Stem. **Sclerotinia sclerotiorum**, CT.  
 RUST. **Puccinia dioicae** (0, I), MO, SD; **Uromyces perigynius** (0, I), MD to MO, MT; II, III on *Carex*; **U. rudbeckiae** (III), MD to MS, NM, MT.  
 SMUT, White. **Entyloma compositarum**, IA, MO, OH, WI.  
 VIRUS. **Potato Yellow Dwarf; Mosaic**, unidentified.  
 Powdery mildew is commonly present.

---

### **GOLDEN-LARCH (*Pseudolarix*)**

- CANKER. **Dasyscyphus willkommii**, MA.

---

### **GOLDENRAIN-TREE (*Koelreuteria*)**

- CANKER. **Nectria cinnabarina**, CA, CT.  
 LEAF SPOT. **Cercospora** sp., FL.  
 ROT, Root. **Phymatotrichum omnivorum**, TX.  
 WILT. **Verticillium** sp., NJ.

---

### **GOLDENROD (*Solidago*)**

- BLACK KNOT. **Gibberidea heliopsidis**, CT, MO, NY, ND.  
 BLIGHT, Thread. **Pellicularia koleroga**, LA.  
 CANKER, Stem. **Botryosphaeria ribis**, IA.  
 DODDER. **Cuscuta** spp., occasional.  
 DOWNY MILDEW. **Basidiophora entospora**, IL, WI; **Plasmopara halstedii**, IL, WI.  
 GALL, Leaf. **Rhodochytrium spilanthidis**, LA.

LEAF SPOT. **Ascochyta compositarum**, WI; **Asteroma solidaginis**, black scurf; **Cercospora parvimaculans**, WI; **Colletotrichum solitarium**, KS, NE, WI; **Macrophoma sphaeropsispora**; **Phyllosticta solidaginicola**, IL, WI; **Placosphaeria haydeni**, black spot; **Ramularia serotina**, CO, IL, TX, WI, WY; **Septoria** spp.

MOLD, Leaf. **Cladosporium astericola**, WI.

NEMATODE, Lesion. **Pratylenchus pratensis**, FL.

POWDERY MILDEW. **Golovinomyces cichoracearum**, general; **Phyllactinia corylea**, WA; **Sphaerotheca macularis**, IN; **Uncinula** sp., NY.

ROT, Root. **Phymatotrichum omnivorum**, TX

RUST. **Coleosporium delicatulum** (II, III), ME to VA, KS; 0, I on pine; **C. asterum** (II, III), general; 0, I on 2- and 3-needle pines; **Puccinia dioicae** (0, I), general; II, III on *Carex*; **Puccinia virgae-aureae** (III), IL, NH, MA, MI, NY; **P. grindeliae** (III), IL, WI to CA, WA; **P. stipae** (0, I), CO, MT, NE, NM, ND; II, III on *Stipa*; **Uromyces perigynius** (0, I), ME; II, III on *Carex*; **U. solidaginis** (III), CO, ID.

SMUT, Inflorescence. **Thecaphora cuneata**, KS.

SPOT ANTHRACNOSE. **Elsinoë solidaginis**, FL, GA, SC.

VIRUS. **Mosaic**. Unidentified, NY; **Tomato Spotted Wilt**, PA.

---

### **GOLDENSEAL (*Hydrastis*)**

BLIGHT, Leaf. **Alternaria** sp., MI, NY, OH; **Botrytis** sp., CT to NC, IN, WA, WI.

NEMATODE, Root Knot. **Meloidogyne** spp., OH, MI, WA.

ROT, Root. **Phymatotrichum omnivorum**, TX; **Rhizoctonia solani**, NC.

ROT, Stem. **Phytophthora cactorum**, NC.

VIRUS. **Mosaic**. Unidentified, CT.

WILT. **Fusarium** sp., IL, NY, OH, WA.

---

### **GOLDENTOP (*Lamarckia*)**

RUST. **Puccinia coronata** (II, III), CA; **P. graminis**, CA.

VIRUS. **Mosaic**, IA.



---

## GOLDTHREAD (*Coptis*)

LEAF SPOT. *Mycosphaerella coptis*, ME, NY, VT; *Septoria coptidis*, ID, MI, NY, VT, WI, WA; *Phyllosticta helleboricola* var. *coptidis*, AK; *Vermicularia coptina*, NY.

---

## GOPHER PLANT or CAPER SPURGE (*Euphorbia*)

ROT, Root. *Macrophomina phaseolina*, AZ; *Pythium aphanidermatum*, AZ; *Rhizoctonia solani*, AZ.

---

## GOOSEBERRY (*Ribes*)

ANTHRACNOSE. *Pseudopeziza ribis*, general.

BLIGHT, Cane. *Botryosphaeria ribis*, NJ, VA; *Leptosphaeria coniothyrium*, IN, MO.

BLIGHT, Thread. *Pellicularia koleroga*, FL.

CANKER; DIEBACK. *Nectria cinnabarina*, coral spot; *Botrytis cinerea*, CT, OR, WA; *Phragmodothella ribesia*, twig knot; *Physalospora obtusa*, NY to VA, KS.

DODDER, *Cuscuta* sp., MN, NY.

DOWNY MILDEW. *Plasmopara ribicola*, MT, OR, WV, WI.

LEAF SPOT. *Marssonina grossulariae*, OH, WI; *Cercospora angulata*, NY to MI, MO; *Mycosphaerella ribis*, MA to VA, AL, KS, MN, OR; *Phyllosticta grossulariae*, CT, NJ, WA, WI; *Ramularia* sp., MI.

NEMATODE, Leaf, Bud. *Aphelenchoides ritzemabosi*, CA.

NONPARASITIC. **Leaf Blotch.** Magnesium deficiency, OR.

**Leaf Scorch.** Potassium deficiency.

POWDERY MILDEW. *Sphaerotheca macularis*, MN; *S. mors-uvae*, general; *Microsphaera grossulariae*, CA; *Phyllactinia corylea*, NY.

ROT, Root. *Armillaria mellea*, OR, WA; *Dematophora* sp.; *Xylaria hypoxylon*, OR; *Phymatotrichum omnivorum*, TX.

RUST. *Puccinia caricina* var. *grossulariata* (0, I) leaves, fruit, ME to MD, AK, ID, KS, MS, II, III on *Carex*; *P. caricina* var. *uniporula*, IA, MD, NY, WI; *Coleosporium jonesii* (II, III), CO, MO, MN, NM, WI, WY; *Cronartium occidentale*, AZ, CO, UT; *C. ribicola*, white pine blister rust (II, III) – European varieties are resistant.

SPOT ANTHRACNOSE, Scab. **Sphaceloma ribis**, WA.

VIRUS. **Mosaic**. Unidentified, IL, NY.

Powdery mildew caused by *Sphaerotheca mors-uae* is probably the most important gooseberry disease but is readily controlled by a lime-sulfur spray immediately after bloom, followed by bordeaux mixture spray for leaf spots.

---

### **GORDONIA (Franklinia and Loblolly-Bay)**

BLACK MILDEW, **Meliola cryptocarpa**, FL, LA.

LEAF SPOT. **Phyllosticta gordoniae**, FL.

ROT, Root. **Phymatotrichum omnivorum**, TX.

---

### **GOUANIA**

RUST. **Puccinia invaginata** (II, III), FL.

---

### **GOURD (Lagenaria, Luffa, Trichosanthes)**

ANTHRACNOSE. **Colletotrichum lagenarium**, CT, IL, IN, IA, MD, MN, NE, PA.

BACTERIAL, Angular Leaf Spot. **Pseudomonas lachrymans**, WI.

BLIGHT, Thread. **Pellicularia koleroga**, FL.

DOWNY MILDEW. **Pseudoperonospora cubensis**, CT, FL, MA, NC, OH.

FRUIT SPOT. **Macrophoma trichosanthis**, AL; **Phoma subvelata**, TX; **Stemphylium** sp., NY.

LEAF SPOT. **Cercospora cucurbitae**, AL, IN.

NEMATODE, Root Knot. **Meloidogyne** sp., AL, FL, OH.

POWDERY MILDEW. **Golovinomyces cichoracearum**, CT, WI.

ROT, Fruit. **Mycosphaerella citrullina** (*Laestadia cucurbitacearum*), PA.

ROT, Root. **Phymatotrichum omnivorum**, TX.

VIRUS. **Cucumber Mosaic**, IN, NY.

VIRUS. **Tobacco Ring Spot**, TX, on *Luffa acutangula*.

---

### **GRAPE (Vitis)**

ANTHRACNOSE. **Elsinoë ampelina**, MI.

BACTERIAL Crown Gall. **Agrobacterium tumefaciens**, widespread.

- BACTERIAL Leaf Spot. *Xanthomonas* sp., NY.
- BACTERIAL, Melting, Decay. *Bacillus subtilis*, CA; *Cryptococcus laurentii*, CA.
- BACTERIAL, Xylem-limited. **Pierce's Disease**, NC.
- BLACK GOO. *Phaeoacremonium chlamydosporum*, CA.
- BLACK LEG. *Cylindrocarpon obtusisporum*, CA.
- BLIGHT, Shoot. *Sclerotinia sclerotiorum*, CA.
- BLOTCH, Leaf. *Briosia amphelophaga*, TX.
- CANKER; Deadarm; Branch Necrosis. *Cryptosporella (Phomopsis) viticola*, widespread; *Aspergillus niger*, CA.
- CANKER; Dieback. *Botryosphaeria rhodina* and *B. obtusa*, Baja, Mexico.
- CANKER, Wedge-shaped. *Botryosphaeria* sp., CA.
- DECLINE. *Phaeoacremonium aleophilum*; *P. chlamydosporum*, NY, PA; *P. inflatipes*, CA.
- DIEBACK. *Eutypa armeniacae*, CA, NY; *E. lata*, CA, MI; *Eutypella vitis*, MI.
- DOWNY MILDEW. *Plasmopara viticola*, general, serious in East.
- FRUIT SPOT; Fly Speck. *Leptothyrium pomi*, PA, WV.
- LEAF SPOT. *Mycosphaerella personata (Isariopsis clavispora)* widespread *Phomopsis viticola*, NY; *Septoria ampelina*, NY, TX, VA; *Septosporium heterosporum*, CA.
- LEAF SPOT, Zonate. *Cristulariella pyramidalis*, WV; *C. moricola*, GA.
- MEASLES. *Togninia fraxinopennsylvanica* Anamorph, *Phaeoacremonium viticola*, CA.
- NEMATODE. *Meloidoderita* sp., NY.
- NEMATODE, Citrus. *Tylenchulus semipenetrans*, CA.
- NEMATODE, Cyst. *Heterodera punctata*, MI.
- NEMATODE, Dagger. *Xiphinema index*.
- NEMATODE, Lesion. *Pratylenchus pratensis*, CA; *P. minyus*, CA; *P. coffeae*, CA; *P. vulnus*, CA.
- NEMATODE, Pin. *Paratylenchus hamatus*.
- NEMATODE, Ring. *Criconemoides xenoplax*, CA.
- NEMATODE, Root Knot. *Meloidogyne* spp.
- NEMATODE, Spiral. *Helicotylenchus pseudorobustus*, CA.
- NEMATODE, Stubby Root. *Paratrichodorus christiei*.
- NONPARASITIC. **Little Leaf**. Zinc deficiency, CA.
- Shot Berry**. Defective pollination.
- Skin Blanching**. Sulfur dioxide injury.

POWDERY MILDEW. **Uncinula necator**, general.

ROT, Bitter. **Greeneria uvicola**, MS; **Melanconium fuliginum**, widespread, often secondary after black rot.

ROT, Black. **Guignardia bidwellii**, general.

ROT, Charcoal. **Macrophomina phaseoli**, TX.

ROT, Fruit. **Alternaria** sp., CA; **Aspergillus niger**, black mold, CA, OR; **Botrytis cinerea**, gray mold, CA; **Cladosporium** sp., green mold; **Penicillium** spp., blue mold, cosmopolitan; **Glomerella cingulata**; **Colletotrichum acutatum**; **C. gloeosporioides**, ripe rot; **Pestalotia** sp., **Phoma** spp.; **Botryosphaeria dothidea**, **Macrophoma** rot, MS; **Monilinia fructicola**, brown rot, British Columbia, Canada.

ROT, Root. **Armillaria mellea**, AR, CA, MO, TX, WA; **Phymatotrichum omnivorum**, TX; **Clitocybe tabescens**, SC to TX, OK; **Roesleria hypogaea**, NY to VA, IA, MO; **Rosellinia necatrix**, AL, IN, MI, NY, OH.

ROT, Summer Bunch. **Diplodia viticola** (*D. natalensis*).

ROT, White; Dieback. **Coniothyrium diplodiella**, MA to FL, TX.

ROT, Wood. **Schizophyllum commune**, VA; **Stereum** spp.; **Poria** spp.; **Polyporus** spp.; **Pleurotus ostreatus**, CA.

RUST. **Physopella ampelopsidis** (*P. vitis*) (II), FL, SC.

SCORCH, Leaf. **Pseudopezicula tetraspora**, NY, PA.

SPOT ANTHRACNOSE; Bird's Eye Rot. **Elsinoë ampelina**, widespread.

VIRUS. **Alfalfa Dwarf**; **Grape Fanleaf**; **Grape Leaf Roll** (White Emperor Disease), CA; **Grape Yellow Mosaic**; **Virus Complex** (Kober Stem Grooving), CA.

VIRUS. **Leafroll Disease**. WA.

VIRUS. **Tobacco Ring Spot**, MI, NY; **Tomato Ring Spot**, NY; **Grapevine Fleck**; **Grapevine Stem Pitting** Associated, CA; **Peach Rosette Mosaic**; **Tomato Spotted Wilt**; **Grapevine Rupestris Vein Feathering**, CA.

Black rot is the most destructive grape disease in most sections of the country, often causing total loss of fruit in home gardens. Pierce's disease has destroyed many vineyards in California, the pathogen is transmitted by grafting and by leafhoppers.

---

## GRAPEFRUIT

► Citrus Diseases.

## GRAPE-HYACINTH (*Muscari*)

ROT, Dry. *Sclerotium* sp., MO, WA.

SMUT, Flower. *Ustilago vaillantii*, MA, WA.

## GRASSES, LAWN, TURF

(Includes *Agropyron repens*, quackgrass; *Agrostis alba*, redtop; *A. canina*, *A. palustris*, *A. stolonifera*, *A. tenuis*, bentgrasses; *Cynodon dactylon*, Bermuda grass; Buffalograss; Bromegrass; *Festuca* spp., fescues; *Poa compressa*, *P. pratensis* and *P. annua*. Canada, Kentucky and annual bluegrasses; *Stenotaphrum*, St. Augustine grass; *Dactylis glomerata*, orchardgrass; *Lolium multiflorum*, Italian ryegrass; *L. perenne*, Perennial ryegrass; *Ammophila breviligulata*, American beachgrass; *Imperata cylindrica*, Cogangrass)

ANTHRACNOSE. *Colletotrichum graminicolum*, general.

BACTERIAL Blight. *Pseudomonas syringae* pv. *coronafaciens*, AK;

**P. syringae** pv. **alisalensis** on brome, oat, and common timothy grasses, CA; **Xanthomonas translucens** pv. **poae**, MT; **X. translucens** pv. **cerealis**, ID.

BACTERIAL Gummosis. *Rathayibacter rathayi*, MD, OR, Northeast and Mid-Atlantic U.S.

BACTERIAL Stunting. *Clavibacter xyli* subsp. *cynodontis*, FL.

BACTERIAL, Xylem-limited. *Rickettsialike* organism, MI.

BLIGHT, Dieback (on Johnsongrass, *Sorghum halepense*; Yellow Foxtail, *Setaria glauca*; Broadleaf Signalgrass, *Brachiaria platyphylla*. **Bipolaris cyanodontis**, Southeast U.S.; **Curvularia lunata**, Southeast U.S.; **C. geniculata**, Southeast U.S.; **Exserohilum rostratum**, Southeast U.S.

BLIGHT. **Fusarium roseum** f. sp. **cerealis**, MD, NJ, NY, OH, PA; **F. tricinctum** f. sp. **poae**; **Leptosphaeria korrae**, CA, NJ, NY, and **Phialophora graminicola**, CA, NJ, NY. (New identification for *Fusarium* Blight); **Limonomyces roseipellis**, NC; **Labyrinthula** sp., AZ.

BLIGHT, Cottony. *Pythium aphanidermatum*, general.

BLIGHT, Leaf. **Pyricularia grisea**, on bent and St. Augustine; **Pellicularia filamentosa** f. sp. **sasakii**; **Drechslera catenaria**, OH; **Rhizoctonia solani**, FL; **Penicillium oxalicum**, NC.

BLIGHT, Melting Out. **Curvularia geniculata**; **C. inaequalis**; **C. lunata**; **Sclerotinia homoeocarpa**, MS.

- BLIGHT, Southern. **Sclerotium rolfsii**, FL, IL, NJ.
- BLIGHT (Zonate Leaf Spot). **Drechslera gigantea** (*Helminthosporium gigantea*), RI; **Bipolaris sorokiniana**, Southeast, U.S.
- BLOTCH, Purple leaf. **Septoria macropoda**; **S. agropyrina**, brown; **S. elymi**, northern U.S.
- CHOKER. **Epichloe typhina**, OR.
- DAMPING-OFF. **Cladochytrium graminis**, on bentgrass.
- DEAD SPOT. **Ophiosphaerella agrostis**, MD, Ontario, Canada.
- DODDER. **Cuscuta** sp., MO.
- DOLLAR SPOT. **Sclerotinia homoeocarpa**, IL, NY, PA, WA.
- DOWNY MILDEW. **Sclerophthora macrospora**, IL, LA, MS, TX, on St. Augustine grass and Kentucky bluegrass.
- DOWNY MILDEW. **Sclerospora farlowii**, OK, on Bermuda grass.
- ERGOT. **Claviceps purpurea**, NY to KY, MT, ND, TX, OK, OR, WI; **C. microcephala**, MD, MI, OH; **C. cynodontis**, OK.
- FAIRY RING. **Marasmius oreades**; **Psalliota campestris**; **Lepiota morgani**; **Cyathus stercoreus** (birds nest fungus), MN.
- HONEYDEW. **Claviceps purpurea**, OK.
- LEAF SPOT. **Ascochyta agropyrina**, Northwest; **A. desmazieri**, CA, OR, WA; **A. elymi**; **A. gramineae** on Bermuda grass; **A. hordei**; **A. sorghi**; **A. graminicola**; **A. utahensis**; **Cercospora seminalis**, TX; **C. fuscomaculans**; **C. poagena**; **Cylindrosporium glyceriae**, NY; **Leptosphaeria korrae**, ringspot, MD, PA, WI; **Macrophoma** sp., OR; **Ovularia pulchella**, OR, UT; **Phaeoseptoria** sp., OR; **Placosphaeria graminis**; **Septogloeum oxysporum**, char spot, widespread; **Stagonospora intermixta**; **Pithomyces chartarum**, NE; **Bipolaris hawaiiensis**, MS.
- LEAF SPOT, Black, Tar. **Phyllachora graminis**, widespread; **P. sylvatica**, Northwest.
- LEAF SPOT, Brown Stripe. **Scolecotrichum graminis**, widespread, except on ryegrass.
- LEAF SPOT, Copper. **Ramulispora** (*Gloeocercospora*) **sorghi**, CA, LA, PA, RI, on bentgrass.
- LEAF SPOT, Frog-eye. **Selenophoma donacis**, northern states; **S. everhartii**; **S. obtusa**.
- LEAF SPOT, Gray. **Pyricularia grisea**, blast disease, CA, CT, IL, IN, ME, MA, NH, PA, RI; **P. perenne** (on ryegrass), NV.

- LEAF SPOT, Gray Leaf Speckle. *Septoria triseti*, OR, WA on redtop, bent; *S. calamagrostidis*, AK, OR, WY; *S. loligena*, CA; *S. nodorum*; *S. oudemansii*, northern U.S.; *S. secalis*, white leaf spot; *S. tenella*, northern plains; *S. tritici* var. *lolicola*.
- LEAF SPOT, Melting-out. *Helminthosporium vagans*, on bluegrass; *H. sativum*; *H. giganteum*, Zonate eye-spot, general; *H. dictyoides*, fescue netblotch; *H. siccans*, brown blight; *H. stenacrum*, leaf mold; *H. triseptatum*, gray leaf mold; *H. cynodontis*, Bermuda grass leaf blotch; *H. erythrospilum*; *H. rostratum*; *H. stenophilum*.
- LEAF SPOT, Red Eye-Spot. *Mastigosporium rubricosum*, ME, OR, WA, WY.
- LEAF SPOT, Yellow Ring. *Trechispora alnicola*, IL.
- MOLD. *Cladosporium herbarum*; *Fusarium heterosporum*.
- NEMATODE, Barley Root Knot, *Meloidogyne naasi*, Quebec, Canada.
- NEMATODE, Cyst. *Punctodera punctata*, NJ; *Heterodera iri*, CT, ME, MA, NH, NY, RI.
- NEMATODE, Dagger. *Xiphinema americanum*.
- NEMATODE, Gall. *Anguina agrostis*.
- NEMATODE, Lance. *Hoplolaimus coronatus*.
- NEMATODE, Lesion. *Pratylenchus brachyurus*; *P. pratensis*; *P. subpenetrans*; *P. thornei*; *P. fallax*.
- NEMATODE, Pin. *Paratylenchus projectus*.
- NEMATODE, Pseudo Root Knot. *Hypsoperine graminis*, AL, MD, TN.
- NEMATODE, Ring. *Criconemoides lobatum*; *C. rusticum*, *C. xenoplax*, *C. ornatum*, *C. parvum*, *C. curvatum*, OH; *Criconemella xenoplax*, SC.
- NEMATODE, Root Knot. *Meloidogyne* sp.; *M. incognita*; *Subanguina radiculicola*, New Brunswick, Canada.
- NEMATODE, Seed Gall. *Anguina agrostis*, MN, VA.
- NEMATODE, Spiral. *Helicotylenchus nannus*; *H. dihystra*; *Rotylenchus cristiei*, FL.
- NEMATODE, Sting. *Belonolaimus gracilis*; *B. longicaudatus*, CA.
- NEMATODE, Stubby Root. *Paratrichodorus christiei*; *P. obtusa*.
- NEMATODE, Stylet. *Tylenchorhynchus brevidus*; *T. claytoni*; *T. dubius*.
- NONPARASITIC. **Burn.** Mowing too close in hot weather.
- Spring Dead Spot.** Too much thatch.
- PATCH, SUMMER. *Magnaporthe poae*, Oh.
- POWDERY MILDEW. *Erysiphe graminis*, general.

- ROT, BLIND SEED. **Gloeotinia temulenta**, OR.
- ROT, Crown. **Drechslera catenaria**, OH.
- ROT, Culm. **Fusarium culmorum**; **Gibberella zeae**.
- ROT; Dollar Spot; Small Brown Patch. **Sclerotinia homoeocarpa**, general.
- ROT, Foot. **Ophiobolus graminis**, NY, WA.
- ROT; Large Brown Patch. **Pellicularia filamentosa** (*Rhizoctonia solani*); widespread, more important on bentgrass than on bluegrass; **Magnaporthe poae**, FL, NC; **Ophiosphaerella agrostis**, FL, MD, MA, MS, MO, NC, OH, TX, VA (eastern seaboard).
- ROT; Pink Patch; Red Thread. **Corticium fuciforme**, general.
- ROT, Root. **Pythium debaryanum**; **P. arrhenomanes**, LA; **P. ultimum**; **Fusarium** spp.; **Olpidium brassicae**; **Pyrenochaeta terrestris**, IL; crown and root, **Ophiosphaerella agrostis**, TX; **Gaeumannomyces graminis** var. **graminis**, MS.
- RUST. **Puccinia graminis** subsp. **graminicola**, OR; **Puccinia pygmaea**, NY; **Uromyces mysticus** (II, III), OR; **U. dactylidis**, IN, MI, SD, VI.
- RUST, Bluegrass. **Puccinia poae-nemoralis**, widespread; **P. recondita** on bromegrass, PA; **P. striiformis**, stripe rust, OR; **P. cynodontis**, on Bermuda grass; **P. stenotaphri**, on St. Augustine grass; **P. piperi**.
- RUST, Crown. **Puccinia coronata** (II, III), cosmopolitan; **P. glumarum**.
- RUST, Stem; Wheat. **Puccinia graminis**, cosmopolitan.
- SCAB. **Fusarium heterosporum**, MO.
- SLIME MOLD. **Mucilago spongiosa**; **Physarum cinereum**; **Fuligo septica**.
- SMUT, Bluegrass Blister. **Entyloma irregulare** and other spp.
- SMUT, Flag. **Urocystis agropyri**, OH, WI.
- SMUT, Head; Bunt. **Tilletia pallida**, NJ, OH, OR; **T. fusca**; **T. buchloëana**, KS, NE, OK, TX.
- SMUT, Inflorescence. **Sorosporium syntherismae**, CA.
- SMUT, Stripe. **Ustilago striiformis**, widespread; **U. cynodontis** on Bermuda grass in South; **U. buchloes**, TX.
- SNOWMOLD, Blight. **Fusarium nivale**, AK, MI, MN, OR, WA; **Calonectria graminicola**; **Sclerotinia borealis**, AK; **Sclerotium rhizodes**, white tip, CT, MA, NJ, PA, WI; **Typhula itoana**, MA, MN, NJ, NY, PA; **T. idahoensis**, ID.
- SPRING DEAD SPOT. **Gaeumannomyces graminis** var. **graminis**, AL, FL, NC, TX; **Ophiosphaerella herpotricha**; **O. korrae**; **O. narmari**, KS, OK.



STEM EYESPOT. **Phloeospora idahoensis**, OH.

SYMBIOTIC ENDOPHYTE. **Acremonium typhinum**, NJ.

VIRUS. **Bromegrass Mosaic**. General, IA, IL; **Clover Yellow Vein**, GA; **Maize Dwarf Mosaic**; **Peanut Mottle**, GA; **St. Augustine Decline Virus (Panicum Mosaic)**, AR, LA, TX; **Sugarcane Mosaic**, FL; **Barley Yellow Dwarf**, IN, MO; **Cocksfoot Streak**; **Agropyron Mosaic**; **Grapvine Fanleaf**, CA; **Lolium Latent**, MD.

The possibility of any large proportion of these diseases appearing in the average suburban lawn is remote. Snowmold occurs occasionally after a winter when the snow cover has been rather continuous, but the light tan areas disappear by late spring. Large brown patch is fairly general in humid summer weather along with dollar spot, and *Helminthosporium* leaf spots or melting-out. Merion bluegrass is resistant to the latter but not to bluegrass rust. *Acremonium* sp. first *Clavicipitaceous* endophyte of perennial ryegrass (*Lolium perenne*) caused a hyperthermia syndrome of cattle, TX, WA.

---

### GRASS-OF-PARNASSUS (*Parnassia*)

POWDERY MILDEW. **Erysiphe polygoni**, NY.

RUST. **Puccinia parnassiae** (III), UT; **P. caricina** var. **uliginosa**, (I), AK; II, III on *Carex*.

---

### GREVILLEA (Silk-Oak)

DIEBACK; Gum Disease. **Diplodia** sp. (*Physalospora rhodina*), FL.

LEAF SPOT, Algal. **Cephaleuros virescens**, FL.

NEMATODE, Root Knot. **Meloidogyne** sp., CA.

ROT, Root. **Phymatotrichum omnivorum**, AZ.

---

### GRINDELIA (Gumweed)

LEAF SPOT. **Cercospora grindeliae**, CA, TX, WI; **Septoria grindeliae**, CO, KS, TX; **S. grindeliicola**, WI.

POWDERY MILDEW. **Golovinomyces cichoracearum**, MN to NM, CA, MT.

ROT, Root. **Phymatotrichum omnivorum**, TX.

RUST. **Coleosporium asterum** (II, III), CA, CO, WA, WI; 0, I on pine; **Puccinia dioicae** (0, I), KS, NE, TX; II, III on *Carex*; **P. grindeliae** (III), NE to TX, CA, MT; **P. stipae** (0, I), CO, KS, NE, ND, SD; II, III on *Stipa* and other grasses; **Uromyces junci** (0, I); II, III on *Juncus*.  
SMUT, Inflorescence. **Thecaphora californica**, CA, UT; **T. Cuneata**, CO, KS, NE, NM.

---

### GROUND-CHERRY, HUSK-TOMATO (*Physalis*)

BACTERIAL Angular Leaf Spot. **Pseudomonas angulata**, KY.  
BACTERIAL Canker. Vascular. **Clavibacter michiganense**, WY. Also **Pseudomonas longifolia**.  
BACTERIAL, Wildfire. **Pseudomonas syringae** pv. **tabaci**, PA.  
BLIGHT, Seedling. **Gloeosporium fructigenum**, NY.  
BLIGHT, Southern. **Sclerotium rolfsii**, FL.  
LEAF SPOT. **Alternaria solani**; **Cercospora diffusa**, IL, KS, WI; **C. physalicola**, CT to GA, TX; **Leptosphaeria physalidis**, KY; **Phyllosticta** sp., OK; **Septoria** sp., NE; **Stemphylium solani**, FL.  
NECROSIS, Vascular. **Verticillium dahliae**, NM.  
NEMATODE, Leaf and Stem. **Ditylenchus dipsaci**, CA.  
NEMATODE, Root Knot. **Meloidogyne** spp., AL, FL.  
POWDERY MILDEW. **Sphaerotheca fusca**, CA.  
ROT, Root. **Phymatotrichum omnivorum**, TX.  
RUST. **Aecidium physalidis**, WI to TX, CO, NM; **Puccinia physalidis**, CO, IA, MN, NE, WI.  
SMUT, White. **Entyloma australe**, MA to MS, NM, ND.  
VIRUS. **Beet Curly Top**; **Mosaic** (part cucumber, part tobacco mosaic); **Ring Spot** (Tobacco); **Physalis Mosaic**, IL; **Potato Leafroll**, Pacific Northwest; **Tomato Spotted Wilt**, GA.

---

### GROUND-CHERRY, PURPLE-FLOWERED (*Quincula*)

LEAF SPOT. **Cercospora physalidis**, KS.  
RUST. **Puccinia aristidae** (0, I), CO.

---

### GROUND-IVY (*Gleoma*)

RUST. **Puccinia glechomatis**, IN, NY.

---

## GROUNDNUT (*Apios*)

LEAF AND STEM DISEASE. ***Cercospora zebrina*** (clover isolate), NC.  
 VIRUS. **Cucumber Mosaic**, LA; **Desmodium Yellow Mottle**, LA.

---

## GROUND-SMOKE (*Gayophytum*)

LEAF SPOT. ***Cercospora gayophyti***, CA.  
 RUST. ***Puccinia vagans*** (0, I, II, III), ND to NM, CA, WA.  
 SMUT, Seed. ***Ustilago gayophyti***, CA, NV, OR, UT.

---

## GUAR (*Cyamopsis*)

BACTERIAL Blight. ***Xanthomonas campestris* pv. *cyamopsidis***, AZ.  
 POWDERY MILDEW. ***Leveillula taurica***, AZ.  
 VIRUS. **Guar Symptomless**.

---

## GUAVA (*Psidium*)

ANTHRACNOSE; Leaf and Fruit Spot; Ripe Rot. ***Glomerella cingulata***, FL.  
 BLIGHT, Thread. ***Pellicularia koleroga***, FL.  
 LEAF SPOT. ***Cercospora psidii***, FL.  
 LEAF SPOT, Algal; Green Scurf. ***Cephaleuros virescens***, FL.  
 NEMATODE, Burrowing. ***Radopholus similis***, FL.  
 NEMATODE, Root Knot. ***Meloidogyne* sp.**, FL.  
 ROT, Fruit. ***Alternaria citri***, CA; ***Rhizopus stolonifer***, HI.  
 ROT, Root. ***Clitocybe tabescens***, FL; ***Phymatotrichum omnivorum***, TX.  
 ROT, Wound. ***Polyporus versicolor***, FL.  
 SCAB. ***Pestalotiopsis* spp.**, HI.

---

## GUAYULE (*Parthenium*)

ROT, Root. ***Pythium aphanidermatum***, AZ.

## GYPSOPHILA (*Babys-Breath*)

BACTERIAL Fasciation. **Clavibacter fascians**, OH.

BACTERIAL, MLO. **Aster Yellows**, NY, and **California Aster Yellows**, CA.

BACTERIAL Root and Stem Gall. **Erwinia herbicola** (*Agrobacterium gypsophilae*), NJ.

BLIGHT, Gray Mold. **Botrytis cinerea**, NJ.

DAMPING-OFF. **Pythium debaryanum**, CT; **Rhizoctonia solani**, CT.

NEMATODE, Root Knot. **Meloidogyne** sp., FL.

ROOT ROT. **Phytophthora dreschleri**, NC.

WILT. **Phytophthora cactorum**, MA.

## HACKBERRY, SUGARBERRY (*Celtis*)

BLIGHT, Leaf. **Cylindrosporium defoliatum**, TX.

BLIGHT, Thread. **Pellicularia koleroga**, FL.

CANKER, Felt Fungus. **Septobasidium burtii**, TX; **S. sydowii**, TX.

DOWNY MILDEW. **Pseudoperonospora celtidis**, GA, MD.

LEAF SPOT. **Cercospora celtidis**, AL, TX, central states; **Cylindrosporium celtidis**, AL; **Phloeospora celtidis**, MA to TX; **Phyllosticta celtidis**, general; **Septogloeum celtidis**, NY.

MISTLETOE. **Phoradendron tomentosum** and **P. serotinum (flavescens)**, southeastern and Gulf states.

POWDERY MILDEW. **Sphaerotheca phytoptophila**, associated with gall mites causing witches' brooms, widespread, especially in central states; **Uncinula macrospora**, FL, GA; **U. parvula**, widespread; **U. polychaeta**, in South.

ROT, Root. **Armillaria mellea**, occasional; **Helicobasidium purpureum**, seedling blight, TX; **Phymatotrichum omnivorum**, TX; **Poria ambigua**, TX.

ROT, Wood. **Daedalea** spp.; **Fomes** spp.; **Ganoderma lucidum**; **Polyporus** spp.; **Stereum bicolor**, cosmopolitan.

VIRUS. **Island Chlorosis**, IL; **Hackberry Leaf Mosaic**.

Hackberry witches' brooms, so prominent in a winter landscape, are caused by gall mites in association with powdery mildew. There is no real control, except to cut off unsightly branches. Chinese hackberry and southern hackberry are less susceptible.

---

### HALESIA (Silver-Bell, Snowdrop-Tree)

LEAF SPOT. *Cercospora halesiae*, TN; *Cristulariella moricola*, zonate leaf spot, LA.

ROT, Wood. *Polyporus halesiae*, GA.

Other fungi are reported on twigs and branches but not as causing specific diseases.

---

### HAMELIA (Scarlet-Bush)

ROT, Root. *Clitocybe tabescens*, FL.

RUST. *Uredo hameliae*, FL.

---

### HARBINGER-OF-SPRING (*Erigenia*)

RUST. *Puccinia erigeniae* (0, I, III), OH.

---

### HARDENBERGIA

NEMATODE, Root Knot. *Meloidogyne* sp.

---

### HARDY ORANGE (*Poncirus*)

ANTHRACNOSE; DIEBACK. *Glomerella cingulata*, Gulf states.

CANKER; DIEBACK. *Diaporthe citri*, melanose, Gulf states; *Diplodia natalensis*, gummosis, general.

ROT, Root. *Phymatotrichum omnivorum*, TX; *Xylaria polymorpha*, LA.

SPOT ANTHRACNOSE; Citrus Scab. *Elsinoë fawcettii*, MS.

---

### HARES-TAIL (*Lagurus*)

RUST. *Puccinia coronata* (II, III), crown; *P. graminis*, stem, WA.

---

### HAWKBIT, FALL DANDELION (*Leontodon*)

BACTERIAL, MLO. Aster Yellows, ME, NY.

RUST. *Puccinia hieracii* (0, I, II, III), ME, NH.

## HAWKSBEARD (*Crepis*)

LEAF SPOT. *Cercospora stromatis*, CO; *Phyllosticta eximia*, CO; *Ramularia crepidis*, NM.

POWDERY MILDEW. *Golovinomyces cichoracearum*, NE, PA; *Sphaerotheca macularis*, WY.

RUST. *Puccinia crepidis-montanae* (0, I, II, III), CO, ID, MT, OR, UT, WA, WY; *P. hieracii*, ND to CO, WA; II, III on *Carex*.

## HAWKWEED (*Hieracium*)

BLIGHT, Stem. *Phoma hieracii*, TX.

DOWNY MILDEW. *Bremia lactucae*, WI.

LEAF SPOT. *Cercospora hieracii*, AL, NC; *Phyllosticta decidua*, WI; *Septoria cercosperma*, TX; *S. hieracicola*, NY.

POWDERY MILDEW. *Golovinomyces cichoracearum*, PA, TX; *Sphaerotheca macularis*, IL.

ROT, Root. *Phymatotrichum omnivorum*, TX.

RUST. *Puccinia dioicae* (0, I), PA to IL, CA, MT, OR, WI; II, III on *Carex*; *P. fraseri* (III), MT, NE, NY, NH, PA, TN, VA, WV; *P. hieracii* (0, I, II, III), ME to VA, CA, CO FL, IL, TX, WA; *P. columbiensis*, OR, TX, WA; *Aecidium columbiense* (0, I), CA, ID, OR, WA.

## HAWTHORN (*Crataegus*)

BACTERIAL Fire Blight. *Erwinia amylovora*, widespread, especially on English hawthorn.

BLIGHT, Leaf. *Fabraea thuememii* (*F. maculata*, *Entomosporium thuememii*), East and central states, southward.

BLIGHT, Leaf; Fruit Spot. *Monilinia johnsonii*, NY to MN.

BLIGHT, Seedling. *Sclerotium rolfsii*, FL.

CANKER, Felt Fungus. *Septobasidium* spp., Southeast and Gulf states.

LEAF SPOT. *Cercospora apiifoliae*, TX; *Cercospora mirabilis*, CO, NY, WI; *Coniothyrium pyrinum*, IL; *Cylindrosporium brevispina*, CA to MT, WA; *C. crataegi*, WA; *Gloeosporium crataegi*, WA; *Hendersonia crataegicola*, AL, TX; *Monochaetia crataegi*, FL; *Phyllosticta* spp., widespread; *Septoria crataegi*, MI to ND; *Mycosphaerella* sp., GA.

MISTLETOE. **Phoradendron serotinum (flavescens)**, TX.

MISTLETOE. **Viscum album**, CA.

POWDERY MILDEW. **Podosphaera oxycanthae**, East and central states;  
**Phyllactinia corylea**, general.

ROT, Gray Mold, on fruit. **Botrytis cinerea**, AK.

ROT, Root. **Armillaria mellea**, OK; **Phymatotrichum omnivorum**, TX.  
**Xylaria digitata**; **X. hypoxylon**, IN, OH.

ROT, Wood. **Daedalea confragosa**, cosmopolitan; **Polyporus versicolor**, cosmopolitan; **Fomes** spp.

RUST. **Gymnosporangium bethelii** (0, I), on fruits; ND to WA, CO, NM; III on juniper; **G. clavipes**, quince rust (0, I), on leaves, fruits, general, east of Rocky Mts.; **G. exiguum**, on leaves, fruits, TX; II, III on juniper; **G. floriforme**, on leaves, SC to FL, OK, TX; III on red-cedar; **G. globosum**, hawthorn rust (0, I) on leaves, ME to ND, FL, TX; II, III on juniper; **G. hyalinum** (0, I), leaves, Atlantic Coast, NC to FL; III unknown; **G. libocedri** (0, I), leaves and fruit, Pacific Coast; III on *Libocedrus*; **G. nelsonii** (0, I), on leaves, fruits, WY; III on juniper; **G. trachysorum** (0, I), on leaves, Atlantic and Gulf coasts; III on red-cedar; **G. tubulatum** (0, I), on leaves, Rocky Mts. to OR and WA.

SCAB. **Venturia inaequalis**, widespread; **V. crataegi**, FL.

Rusts are common on hawthorn and particularly so in the central states, where junipers should be kept at a distance. Leaf blight, beginning in a moist spring, causes spotting and defoliation in August. When branches die back from fire blight, cut them off several inches below the visible blighted portion.

---

## HAZELNUT, FILBERT (*Corylus*)

BACTERIAL Blight. **Xanthomonas corylina**, OR, WA; **Pseudomonas syringae** pv. **coryli**.

BACTERIAL Crown Gall. **Agrobacterium tumefaciens**, WA.

BACTERIAL Spot. **Pseudomonas columnae**, IL.

BLIGHT, Eastern Filbert. **Anisogramma anomala**, NY, OR, WA.

CANKER; Twig Blight. **Apioportha anomala**, eastern and central states;  
**Hymenochaete agglutinans**, ME; **Gleosporium** sp.

FILBERT STUNT. Undetermined causal agent, OR.

KERNEL SPOT; Yeast Spot. **Nematospora coryli**, OR.

LEAF BLISTER. **Taphrina coryli**, CT, MA, WI.

LEAF SPOT. **Cercospora corylina**, OK; **Cylindrosporium vermiforme**, WI; **Gloeosporium coryli**, ME to NJ, OR, PA, WA; **Phyllosticta coryli**, widespread; **Septogloeum profusum**, IN, MA, MS; **Septoria corylina**, MA to NJ, OR, WA, WI; **Sphaerognomonia carpinea**, GA; **Gnomoniella coryli**, general; **Alternaria arborescens**, **A. alternata**, **A. tenuissima** (leaf spot and brown/gray apical necrosis), AZ.

NONPARASITIC. **Bitter Pit** and **Brown Stain** of nuts. Cause unknown, OR, WA. **Shrivel**, "Blanks." Defective pollination, OR, WA.

POWDERY MILDEW. **Phyllactinia corylea**, northeastern and north central states, OR, WA; **Microsphaera alni**, northeastern and north central states; **P. gutata**, WA.

ROT, Root. **Armillaria mellea**, CA, OR, WA; **Phymatotrichum omnivorum**, TX.

ROT, Wood. **Poria ferrea**, CA.

VIRUS. **Apple Mosaic**, OR; **Clover Yellow Edge Phytoplasma**, OR.

Bacterial blight often kills young trees in Washington and Oregon. Powdery mildew is important in the Northwest.

---

## HEATH (*Erica*)

POWDERY MILDEW. **Erysiphe polygoni**, CA.

ROT, Collar. **Phytophthora cinnamomi**, CA, NY.

ROT, Root and Crown. **Cylindrocladium pauciramosum**, CA.

ROT, Stem. **Ascochyta** sp., NJ.

RUST. **Pucciniastrum ericae** (II), CA.

---

## HEATHER (*Calluna*)

NONPARASITIC. **Chlorosis**. Iron deficiency, corrected by spraying with ferrous sulfate.

ROT, Root, Collar. **Phytophthora cinnamomi**, CA, OR.

---

## HEBE

BACTERIAL Fasciation. **Clavibacter fascians**, CA.

LEAF SPOT. **Septoria exotica**, CA.

ROT, Root. **Armillaria mellea**, CA.

WILT. **Fusarium oxysporum** f. sp. **hebae**, CA.



---

## HEDGE PARSLEY (*Torilis*)

GALL, Leaf. **Protomyces macrosporus**, AR.

---

## HELENIUM (Sneezeweed)

BACTERIAL, MLO. **Aster Yellows**, NY, and **California Aster Yellows**, CA.

LEAF SPOT. **Cercospora helenii**, AL, TX; **Septoria helenii**, IA, PA, TX.

POWDERY MILDEW. **Golovinomyces cichoracearum**, CO, OR, TX, UT, WA, WI, WY.

ROT, Root. **Phymatotrichum omnivorum**, TX.

RUST. **Puccinia conspicua** (0, I), AZ, CO, NM; II, III on *Koeleria*,

**P. dioicae** (0, I), CO, NE, TX; II, III on *Carex*.

SMUT. **Entyloma compositarum**, TX, WI; **E. polysporum**, MT.

VIRUS. **Helenium S. Carlavirus**.

---

## HELICHRYSUM

► **Strawflower.**

---

## HELIOPSIS

BACTERIAL, Proliferation. **Rhodococcus fascians**, OR.

BLACK KNOT. **Gibberidea heliopsisidis**.

LEAF SPOT. **Phyllosticta pitcheriana**, NY; **Septoria helianthi**, IN; **S. heliopsisidis**, WI.

POWDERY MILDEW. **Golovinomyces cichoracearum**, IA, MN, NE, NM, ND, WI; **Leveillula taurica**, IA.

ROT, Root. **Phymatotrichum omnivorum**, TX.

RUST. **Coleosporium helianthi** (II, III), NC; 0, I on pine; **Puccinia batesiana** (0, I, III), DE, IA, KS, MD, MN, NE, PA, WI; **P. helianthi** (0, I, II, III), IN, MN, NC, PA, VA.

VIRUS. **Mosaic**. Unidentified, IA.

---

## HELIOTROPE (*Heliotropium*)

BLIGHT, Shoot; Leaf Spot. **Botrytis cinerea**, cosmopolitan; **Stemphylium** sp., NY.

LEAF SPOT **Cercospora heliotropii**, NM, OR.

NEMATODE, Root Knot. **Meloidogyne** sp., MA, WA.

RUST. **Puccinia aristidae** (0, I), AZ, CA, NV, NM, TX, UT; II, III on grasses.

WILT. **Verticillium albo-atrum**, MD.

---

## HEMLOCK (*Tsuga*)

BLIGHT, Needle. **Didymascella tsugae**, MA, NH, WI; **Rosellinia herpotrichioides**, NC.

BLIGHT Snow. **Herpotrichia nigra**, MT to OR, AK.

BLIGHT, Twig. **Botrytis cinerea**, ID.

CANKER, Bleeding. **Phacidiopycnis pseudotsugae** (*Phacidiella coniferarum*) on eastern hemlock.

CANKER, Branch. **Discocainia treleasei** on western hemlock, AK, WA.

CANKER, Stem Girdle, of saplings. **Hymenochaete agglutinans**, PA.

CANKER Twig. **Cytospora** sp., MD, VA; **Dermatea balsamea**, GA, NY, TN, VA.

DAMPING-OFF. **Rhizoctonia solani**, cosmopolitan.

MISTLETOE, Dwarf. **Arceuthobium campylopodium**, AK, ID; **A. cyanocarpum**, OR; **A. tsugense**, AK; **A. laricis**, WA; **A. abietinum**, OR.

NONPARASITIC. **Canker**; Bark Split. Heavy soil and poor drainage.

ROT, Root. **Armillaria mellea**, MA to PA, MI, OR, WA; **Phymatotrichum omnivorum**, TX; **Fusarium solani**, PA; **F. oxysporum**, PA; **F. avenaceum**, PA; **Phytophthora citricola**, NC.

ROT, Seedling Root. **Cylindrocladium scoparium**, NY; **Rhizina undulata**, NY.

ROT, Wood. **Fomes** spp.; **Ganoderma lucidum**, Northeast; **Polyporus** spp., general.

RUST, Needle, Cone. **Caecoma dubium** (0, I), ID, MT, OR, WA; **Melampsora abietis-canadensis** (0, I), New England to PA; II, III on poplar; **M. farlowii** (III), New England to NC, WI; **Pucciniastrum hydrangeae** (0, I), IN, MD, PA, TN; II, III on hydrangea; **P. myrtilli** (0, I), ME to AL, IN, WI; II, III on *Ericaceae*; **Uraecium holwayi** (0, I), AK, MT, OR, WA; **Thekopsora minima**.

---

## HEMP (*Cannabis*)

- BLIGHT, Gray Mold. *Botrytis cinerea*, OR, VA.  
 BLIGHT, Southern. *Sclerotium rolfsii*, SC, TX.  
 BROOMRAPE. *Orobanche ramosa*, CA, IL, KY, WI.  
 CANKER, *Sclerotinia sclerotiorum*, Canada.  
 CANKER; Stem Rot. *Gibberella quinqueseptata*; *G. saubinetti*, IN, VA.  
 CANKER; Stem Wilt. *Botryosphaeria marconii*, MD, VA.  
 LEAF CURL, Wilt. *Cercospora cannabina*, MS.  
 LEAF SPOT. *Cylindrosporium* spp., MD; *Septoria cannabis*, MD to KY,  
 FL, IA, MN, TX; *Cercospora cannabis*, MS.  
 NEMATODE, Root Knot. *Meloidogyne* sp., TN.  
 ROT, Charcoal. *Macrophomina phaseoli*, IL.  
 ROT, Root. *Phymatotrichum omnivorum*, TX; *Hypomyces cancri*, MD.  
 ROT, Stem; Wilt. *Sclerotinia sclerotiorum*, MT.

---

## HEMPSEBANIA (*Sesbania*)

- CANKER, STEM. *Diaporthe phaseolorum* var. *caulivora*, LA.

---

## HENBIT (*Laminum*)

- ROT. *Sclerotinia minor*, NC.  
 VIRUS. **Tomato Ringspot**, PA.

---

## HEPATICA

- DOWNY MILDEW. *Plasmopara pygmaea*, IA, IL, NY, PA, WI.  
 LEAF SPOT. *Discosia artocreas*, secondary, IA; *Septoria hepaticae*, MI,  
 NC.  
 RUST. *Tranzschelia pruni-spinosae* (0, I), MA to MD, TN, MN; II, III on  
 wild plum.  
 SMUT, Leaf and Stem. *Urocystis anemones*, NY to IN, MO, MN, WI.

**HERACLEUM (Cow-Parsnip)**

LEAF SPOT. *Cylindrosporium heraclei*, CA, CO, ID, MT, ND, TX, UT, WA, WY; *Fusicladium angelicae*, WI; *Phyllosticta heraclei*, AK, OR, TX; *Ramularia heraclei*, general.

ROT, Root. *Phymatotrichum omnivorum*, TX.

---

**HERCULES-CLUB (*Aralia spinosa*)**

CANKER; DIEBACK. *Botryosphaeria ribis*, GA, VA, WV; *Nectria cinnabarina*, VA, WV.

LEAF SPOT. *Cercospora atromaculans*, LA, TX; *Phyllosticta araliae*, TX; *P. everhartii*, TX, WV; *Stagonospora* sp., WV.

ROT, Root. *Phymatotrichum omnivorum*, TX; *Rhizoctonia solani*, TX.

ROT, Sapwood. *Polyporus tulipiferae*, MD.

SPOT ANTHRACNOSE. *Sphaceloma araliae*, MD, MO.

---

**HERCULES-CLUB (*Zanthoxylum clava-herculis*)**

LEAF SPOT. *Cercospora xanthoxyli*, FL, GA, TX; *Septoria pachyspora*, TX.

MISTLETOE. *Phoradendron serotinum* (*flavescens*), TX.

RUST. *Puccinia andropogonis* var. *xanthoxyli* (0, I) FL, TX: II, III on *Andropogon*.

---

**HERONSBILL (*Erodium*)**

BACTERIAL, MLO. *California Aster Yellows*.

BLIGHT, Southern. *Sclerotium rolfsii*, TX.

DOWNY MILDEW. *Pseudoperonospora erodii*, MT, TX.

GALL, Leaf. *Synchytrium papillatum*, AZ, CA, OR, TX.

ROT, Root. *Rhizoctonia solani*, TX.

VIRUS. *Beet Curly Top*, CA; *Filaree Red Leaf*, CA.

---

**HESPERIS (Dames-Rocket)**

CLUB ROOT. *Plasmodiophora brassicae*, NJ.

DOWNY MILDEW. *Peronospora parasitica*, NY, PA.

VIRUS. **Cucumber Mosaic**, OR.

WHITE RUST; White Blister. **Albugo candida**, NY.

---

### **HEUCHERA (Alum-Root, Coral-Bells)**

LEAF SPOT. **Cercospora heucherae**, IL, IN, IA, OH, PA, VA, WV, WI;  
**Phyllosticta excavata**, AK, ID; **Ramularia mitellae** var. **heucherae**,  
WA; **Septoria heucherae**, IN.

LEAF NEMATODE. **Aphelenchoides fragariae**, CA.

POWDERY MILDEW. **Golovinomyces cichoracearum**, CA; **Sphaerotheca macularis**, MT, NM; **Phyllactinia corylea**, MT.

ROT, Root. **Phytophthora cinnamomi**, NC; **Pythium hypogynum** and  
**P. ultimum**.

RUST. **Puccinia heucherae** (III), PA to NC, AK, SD; western states.

SMUT, Leaf and Stem. **Urocystis lithophragmae**, UT.

VIRUS. Tobacco Rattle, MA, MI, MN.

---

### **HIBBERTIA (Guinea-Gold-Vine)**

VIRUS. **Cucumber Mosaic**, CA, SC.

---

### **HIBISCUS (Arborescent Forms) (Rose-of-Sharon, Confederate-Rose, Chinese Hibiscus, Kenaf)**

BACTERIAL Crown Gall. **Agrobacterium tumefaciens**, MS.

BACTERIAL Leaf Spot. **Pseudomonas syringae**, CA, FL; **P. syringae** pv.  
**hibisci**, FL; **Xanthomonas campestris** pv. **malvacearum**, FL.

BACTERIAL Wilt. **Xanthomonas solanacearum**, FL.

BLIGHT, Blossom. **Choanephora infundibulifera**, FL.

BLIGHT, Leaf Stem. **Phytophthora palmivora**, LA; **P. parasitica**, FL.

BLIGHT, Thread. **Pellicularia koleroga**, FL; web, **P. filamentosa**, FL.

CANKER; DIEBACK. **Colletotrichum hibisci**, FL, TX.

LEAF SPOT. **Alternaria tenuis**, IN, NJ, PA; **Cercospora hibisci**, FL, OK,  
TX; **C. amalayensis**, GA; **Phyllosticta hibiscina**, LA; **Cristulariella pyramidalis**, FL, GA, MD, MS; **C. moricola**, LA.

NEMATODE, Leaf. **Aphelenchoides fragariae**, FL.

NEMATODE, Root Knot. **Meloidogyne** spp., MS, TX.

NONPARASITIC. **Strapleaf**. Molybdenum deficiency, FL.

POWDERY MILDEW. **Leveillula taurica**, TX.

ROT, Root. **Clitocybe tabescens**, FL; **Phymatotrichum omnivorum**, TX.

ROT, Stem. **Fusarium** sp., FL; **Phytophthora parasitica**, TX; **P. cactorum**, LA; **P. palmivora**, LA.

RUST. **Kuehneola malvicola** (II, III), Gulf states.

STUNTING. **Hoplolaimus magnistylus**, MS.

VIRUS. **Mosaic**, unidentified, FL; **Hibiscus Chlorotic Ringspot**; **Toma-to Spotted Wilt**, TX; **Potato Leaf Roll**, Pacific Northwest; **Hibiscus Latent Fort Pierce**, NM.

---

## HICKORY (*Carya*)

ANTHRACNOSE; Leaf Spot. **Gnomonia caryae**, general (see under Leaf Spots).

BACTERIAL Crown Gall. **Agrobacterium tumefaciens**, KS, MD, TX.

BLOTCH, Leaf. **Mycosphaerella dendroides**, widespread East and South.

CANKER. **Nectria galligena**, eastern states; **Strumella coryneoidea**, MD, PA.

CANKER, Bark Patch. **Aleurodiscus candidus**, MO, OH, PA; **Solenia ochracea**, MA.

CANKER, Felt Fungus. **Septobasidium** spp., Southeast.

CANKER, Heart Rot. **Poria spiculosa**, destructive to pignut, shagbark, PA, and South.

CANKER, Twig. **Rosellinia caryae**, MI; **Botryosphaeria berengeriana**.

GALL, Trunk, Branch. **Phomopsis** sp., eastern states.

LEAF SPOT. **Fusarium carpineum**, WI; **Hendersonia davisii**, WI; **Marssonina juglandis** (*Gnomonia leptostyla*), NJ, NC to IA; **Microstroma juglandis**, witches' broom; **Monochaetia desmazierii**, MD to NC, TN; **Mycosphaerella carigena**, WI; **Pestalotia sphaerelloides**, LA; **Phyllosticta caryae**, widespread; **Septoria caryae**, DE, MI; **S. hicoriae**, TX; **Cercospora fusca**.

MISTLETOE. **Phoradendron serotinum** (*flavescens*), IN, TX; **Viscum album**, CA.

NEMATODE, Root Knot. **Meloidogyne** sp.

NONPARASITIC. **Rosette**. Zinc deficiency, southern states.

POWDERY MILDEW. **Phyllactinia corylea**, MI, WI; **Microsphaeraalni**, cosmopolitan.

ROT, Heart. **Favolus alveolaris**, NY, VT, VA; **Fomes** spp., cosmopolitan.  
 ROT, Root. **Armillaria mellea**, cosmopolitan; **Clitocybe parasitica**, OK;  
**Phymatotrichum omnivorum** AZ, TX; **Helicobasidium purpureum**.  
 ROT, Wood. **Daedalea** spp.; **Ganoderma curtisii**; **Polyporus** spp.; **Steccherinum septentrionale**; **Schizophyllum commune**; **Stereum hirsutum**; **Trametes rigida**.  
 SCAB; Leaf Spot. **Cladosporium effusum**, general.  
 SPOT ANTHRACNOSE. **Elsinoë randii**.  
 WILT. **Verticillium** sp., VA.  
 Of the various leaf spots on hickory, anthracnose caused by *Gnomonia caryae* is the most destructive. There are no recommended control measures for witches' brooms appearing on shagbark hickory except cutting them out.

---

## HIPPEASTRUM

► *Amaryllis*.

---

## HOARHOUND (*Marrubium*)

GALL, Leaf. **Synchytrium marrubii**, TX.  
 LEAF SPOT. **Cercospora marrubii**, OK, TX.  
 NEMATODE, Root Knot. **Meloidogyne** sp., AL.

---

## HOARY-TICK CLOVER (*Desmodium*)

ROT, BLACK. **Cylindrocladium parasiticum**, FL.  
 VIRUS. Cowpea Mosaic, IL; **Desmodium Mosaic**, FL; **Desmodium Yellow Mottle**, AR.

---

## HOLLY (*Ilex*) (*Ilex opaca*, American; *I. equifolium*, English; *I. cornuta*, Chinese; *I. crenata*, Japanese)

BACTERIAL Blight. **Clavibacter ilicis**, MA.  
 BLACK MILDEW. **Asterina (Englerulaster) orbicularis**, DE to FL, TX;  
**A. ilicis**; **A. pelliculosa**; **Morenoella (Lembosia) ilicis**, Gulf states.  
 BLIGHT, Flower. **Botrytis cinerea**, NJ.  
 BLIGHT, Leaf and Twig. **Phytophthora ilicis**, OR, WA.

- BLIGHT, Thread. **Pellicularia koleroga**, LA; silky thread, **Rhizoctonia ramicola**; web, **Cylindrocladium scoparium**, AL.
- CANKER; DIEBACK. **Boydia insculpta**, secondary, OR, WA; **Diaporthe eres**, secondary; **Diplodia** sp., MD; **Nectria coccinea**; **Phomopsis** sp.; **Physalospora ilicis** on twigs, also leaf spot, CA, NJ, NY, NC, SC, TX, WA, WV; **Gloeosporium** sp., AL.
- CANKER, Felt Fungus. **Septobasidium** spp., FL, LA, NC.
- DODDER. **Cuscuta compacta**, FL; **C. exaltata**, TX.
- LEAF SPOT. **Cercospora ilicis**, NJ and Gulf states; **Gloeosporium aquifolli**, NJ, TX, WA; **Macrophoma phacediella**, NJ; **Microthyriella cuticulosa**, black spot; **Phyllosticta concomitans**, LA; **P. terminalis**, MS; **Septoria ilicifolia**, NJ; **Cuticularia ilicis**, OR; **Sclerophoma** sp., OR.
- LEAF SPOT. **Sclerophoma** sp., Kentucky on English Holly (*Ilex aquifolium*).
- LEAF SPOT, Tar. **Phacidium curtisii**, MA to FL, TX; **Rhytisma ilicinicum**, VA to GA, TN; **R. velatum**, GA, MS, SC.
- LEAF SPOT; Twig Dieback. **Cylindrocladium avesciculatum**, GA.
- NEMATODE, Lance. **Hoplolaimus uniformis**, RI.
- NEMATODE, Root Knot. **Meloidogyne incognita**; **M. incognita**; **M. arenaria**, NC; **M. hapla**; **M. javanica**.
- NONPARASITIC. **Leaf Blotch**. Purplish blotches associated with soil deficiencies and drought or winter injury.  
**Chlorosis**. Mineral deficiency from excess of lime.  
**Spine Injury**; **Copper Spray Injury**; **Boron Deficiency**.
- POWDERY MILDEW. **Microsphaera alni**, AL, FL, IL, NC; **Phyllactinia corylea**, TN.
- ROT, Leaf. **Rhizoctonia solani**, of cuttings.
- ROT, Root. **Clitocybe tabescens**, FL; **Phymatotrichum omnivorum**, TX; **Corticium galactinum**, white root, MD.
- ROT, Wood. **Daldinia vernicosa**, MD; **Daedalea confragosa**, MD; **Polyporus** spp.; **Stereum** spp., MD; **Ustulina deusta**, MD; **Poria** spp.; **Pleurotus ostreatus**, MD.
- RUST. **Chrysomyxa ilicina** (II, III), NC, TN, WV, 0, I unknown.
- SOOTY MOLD. **Capnodium elongatum**, Gulf states; **Fumago vagans**, OR, WA.
- SPOT ANTHRACNOSE. **Elsinoë ilicis**, PA, on Chinese holly.
- None of these diseases is as important to the average gardener as the holly leaf miner. Spraying is necessary for that insect but seldom obligatory for



the various leaf spots. The most common leaf discoloration is a purplish blotch due to environment rather than a fungus. Proper growing conditions and correct soil acidity are important. Pick off occasional spotted leaves; prune out blighted branches.

---

## HOLLYHOCK (*Althaea*)

- ANTHRACNOSE. *Colletotrichum malvarum*, NY to MS, IA, TX.  
 BACTERIAL Hairy Root. *Agrobacterium rhizogenes*, WI.  
 BACTERIAL Wilt. *Pseudomonas solanacearum*, NY, WV.  
 BLIGHT, Southern. *Sclerotium rolfsii*, AR.  
 BLIGHT, Web. *Pellicularia filamentosa*, TX.  
 CANKER. *Nectria cinnabarina*, OK.  
 LEAF SPOT. *Alternaria* spp., secondary; *Ascochyta althaeina*, IN, MD, NJ, NY, PA, WV; *Cercospora althaeina*, East and central states to AL, SD, TX; *C. kellermanii*, IN, MD, MN, MO, NJ, OH; *Myrothecium roridum*, MD; *Septoria malvicola*, MI, MN, NY, OH, OK, VT, WI.  
 NEMATODE, Lesion. *Pratylenchus pratensis*, TX.  
 NEMATODE, Root Knot. *Meloidogyne* spp., FL, KS, MS, OK, TX.  
 POWDERY MILDEW. *Golovinomyces cichoracearum*, CA, MS; *Erysiphe polygoni*, IA.  
 ROT, Crown. *Phytophthora megasperma*, MD, VA; *Sclerotinia sclerotiorum*, MT, NJ.  
 ROT, Root. *Phymatotrichum omnivorum*, TX.  
 RUST. *Puccinia malvacearum* (III), general; *P. heterospora* (III), CA, KS, MS, TX; *P. lobata*, AZ, NM, TX; *P. schedonnardi* (0, I), KS, MS, NE, ND; *P. sherardiana* (0, III), CA; *Endophyllum tuberculatum* (III), CO, KS, NE, OK.  
 VIRUS. **Hollyhock Mosaic.**  
 Rust is by far the most destructive disease of hollyhocks, disfiguring foliage in most seasons and some years causing nearly all leaves to shrivel and die. Remove infected leaves and stalks as noticed.

---

## HOLLY OSMANTHUS (*Osmanthus ilicifolius*)

- LEAF SPOT. *Phyllosticta oleae*, TX.  
 NEMATODE, Root Knot. *Meloidogyne* sp.

ROT, Root. **Phymatotrichum omnivorum**, TX; **Rosellinia necatrix**, CA.  
SOOTY MOLD. **Capnodium elongatum**, TX; **Fumago salicina**, TX.  
WILT. **Verticillium albo-atrum**, VA.

---

### **HOLLY, WEST INDIAN (*Leea coccinea*)**

LEAF SPOT, Blight, Defoliation. **Phytophthora meadii**, HI.

---

### **HOLODISCUS (Ocean Spray, Rock-Spirea)**

CANKER, Twig; Coral Spot. **Nectria cinnabarina**, WA.  
LEAF SPOT. **Cylindrosporium ariaefolium**, OR; **Rhopalidium cercosporelloidis**, ID, **Septogloeum schizonoti**, WA.  
POWDERY MILDEW. **Podosphaera oxyacanthae**, ID, **Phyllactinia corylea**, WA.  
VIRUS. **Holodiscus Witches' Broom**, OR, WA.

---

### **HOMALOMENA**

LEAF SPOT. **Glomerella cincta**, NJ.

---

### **HONESTY (*Lunaria*)**

CLUB ROOT. **Plasmodiophora brassicae**, NJ.  
LEAF SPOT. **Alternaria oleracea**, black spot of leaves, pods; **Helminthosporium lunariae**, MA.  
ROT, Root; Damping-off. **Aphanomyces raphani**, WI.

---

### **HONEY LOCUST (*Gleditsia*)**

BACTERIAL Hairy Root. **Agrobacterium rhizogenes**, central states.  
CANKER. **Dothiorella** sp., MS; **Cytospora gleditschiae**, IL; **Physalospora obtusa**.  
CANKER, Felt Fungus. **Septobasidium curtisii**, AR, LA.  
CANKER, Stem and Branch. **Kaskaskia gleditsiae**, IL; **Tubercularia ulmea**, ND; **Nectria cinnabarina**, MN; **Thyronectria austro-americana**, KS, NC.

CANKER; Wilt. **Thyronectria austro-americana**, CA, MA; **T. denigrata**, MA to SC, LA, NE, CA.

LEAF SPOT. **Cercospora condensata**, IL to KS, NE, WI.

LEAF SPOT, Tar. **Linospora gleditsiae**, SC, NC to NE, TX.

MISTLETOE. **Phoradendron serotinum (flavescens)**, IN, TX.

POWDERY MILDEW. **Microsphaera alni**, widespread.

ROT, Crown. **Phytophthora citrophthora**, CA.

ROT, Root. **Phymatotrichum omnivorum**, OK, TX; **Xylaria mali**, VA.

ROT, Wood. **Fomes** spp., widespread; **Daedalea ambigua**; **D. elegans**; **Ganoderma curtisii** and **G. lucidum**; **Polyporus** spp.; **Schizophyllum commune**.

RUST. **Ravenelia opaca** (III), IL.

VIRUS. **Robinia Brooming**, KY, OH.

---

## HONEY PLANT, BITTERBUSH (*Picramnia*)

SPOT, Tar. **Phyllachora domingensis**, FL.

---

## HONEYSUCKLE (*Lonicera*)

BACTERIAL Crown Gall. **Agrobacterium tumefaciens**, CT.

BACTERIAL Hairy Root. **Agrobacterium rhizogenes**, central states.

BLIGHT, Leaf. **Herpobasidium deformans**, CT, IA, NY, WI.

BLIGHT, Gray Mold. **Botrytis cinerea**, AK, CT.

BLIGHT, Sudden Oak Death. **Phytophthora ramorum**, CA.

BLIGHT, Thread. **Pellicularia koleroga**, LA.

BLIGHT, Twig. **Phoma mariae**, CT, MA, NY.

LEAF SPOT. **Cercospora antipus**, MI to MT, TX; **C. varia**, TX; **Guignardia loniceriae**, CA; **Kabatia loniceriae**, CA; **Lasiobotrys affinis**, CA; **L. loniceriae**, Black Spot, OR; **Leptothyrium periclymeni**, widespread; **Marssonina loniceriae**, CA; **Mycosphaerella clymenia**, VA; **Septoria sambucina**, MT, WI; **S. xylostei**, WI.

NEMATODE, Root Knot. **Meloidogyne** sp.

POWDERY MILDEW. **Microsphaera alni**, general; **Erysiphe polygoni**, CA, WY.

ROT, Collar, Wood. **Fomes** spp.

ROT, Root. **Armillaria mellea**, NJ; **Phymatotrichum omnivorum**, TX.

RUST. **Puccinia festucae** (I), IL, IA.

VIRUS. **Mosaic**, MD; **Tobacco Streak**, MD.

---

## **HOP (*Humulus*)**

ANTHRACNOSE; Leaf Spot. **Colletotrichum** sp.; **Glomerella cingulata**, IN, KS, MD, NY, OR, WA, WI.

BACTERIAL Crown Gall. **Agrobacterium tumefaciens**, CA, OK, OR, WA.  
BLIGHT, Cone Tip. **Fusarium sambucinum**, **F. avenaceum**, OR.

DOWNY MILDEW. **Pseudoperonospora humuli**, CA, NY, OR, WA, WI.

LEAF SPOT. **Cercospora** sp., NE; **Cylindrosporium humuli**, NY to NC, IA, WI; **Phyllosticta decidua**, IA, WI; **P. humuli**, IA, MA, MI; **Mycosphaerella erysiphina**, CA; **Septoria humuli**, NH; **S. lupulina**, KS.

NEMATODE, Root Knot. **Meloidogyne** sp., CA.

POWDERY MILDEW. **Golovinomyces cichoracearum**; **Sphaerotheca macularis**, general.

ROT, Root. **Armillaria mellea**, OR.

RUST. **Aecidium** sp., WA.

SOOTY MOLD. **Fumago vagans**, CA, OR, WA.

VIRUS. **Hop Mosaic**, NY, OR, WA; **Hop Latent**; **Hop American Latent**, WA.

WILT. **Verticillium albo-atrum**, ME, OH, OR, WI.

---

## **HOP-HORNBEAM, IRONWOOD (*Ostrya*)**

CANKER. **Nectria** sp., NY; **Strumella coryneoides**, MD, PA, WV.

CANKER, Bark Patch. **Aleurodiscus** spp.; Felt Fungus, **Septobasidium** spp.

LEAF BLISTER. **Taphrina virginica**, NH to FL, TX, WI.

LEAF SPOT. **Cylindrosporium dearnessi**, VA; **Gloeosporium robergei**, PA, WI; **Septoria ostryae**, IA, NY, WI.

POWDERY MILDEW. **Microsphaera alni**, widespread; **Phyllactinia corylea**, NY to FL, TX, WI; **Uncinula macrospora**, MI, WI.

ROT, Root. **Armillaria mellea**, cosmopolitan; **Clitocybe tabescens**, FL; **Phymatotrichum omnivorum**, TX.

ROT, Wood. **Daedalea confragosa**, cosmopolitan; **Fomes** spp.; **Pleurotus similis**, NY; **Poria** spp.; **Polyporus** spp.; **Stereum** spp.; **Trametes mollis**, NY, VT.

RUST. **Melampsoridium carpini** (II, III), NY; 0, I, unknown.

---

### HOP-TREE (*Ptelea*)

LEAF SPOT. **Cercospora afflata**, IN, MO, TX; **C. pteleae**, TX; **Phloeospora pteleae**, TX; **Phyllosticta pteleicola**, IL; **Septoria pteleae**, WI.

RUST. **Puccinia windsoriae** (0, I), NY to AL, KS; II, III on grasses.

ROT, Root. **Phymatotrichum omnivorum**, TX.

---

### HORNBEAM (*Carpinus*)

BLIGHT, Twig, Dieback. **Gibberella baccata**, AL.

CANKER, Bark Patch. **Aleurodiscus oakesii**, NY.

CANKER, Branch, Trunk. **Nectria galligena**, CT, NY; **Pezicula carpinea**, MA to GA, OK.

CANKER, Felt Fungus. **Septobasidium** spp., VA to FL, LA.

LEAF BLISTER. **Taphrina australis**, AL, CT, KY.

LEAF SPOT. **Clasterosporium cornigerum**, MD, NY, WI; **Cylindrosporium dearnessi**, MI; **Phyllosticta** sp., OK; **Sphaerognomonia carpinea**, GA, NY, PA, WV, WI; **Cercoseptoria caryigena**, WI.

POWDERY MILDEW. **Microsphaera alni**, MA, IN, IA, MI, TX; **Phyllactinia corylea**, AL, IN, OH, TX, WI.

ROT, Root. **Armillaria mellea**, FL; **Phymatotrichum omnivorum**, TX.

ROT, Wood. **Daedalea confragosa**, NC; **Polyporus** spp., general; **Poria** spp., general; **Steccherinum** sp., CT; **Stereum** spp., general; **Daldinia concentrica**, MD; **Schizophyllum commune**, cosmopolitan.

---

### HORSE-CHESTNUT, BUCKEYE (*Aesculus*)

ANTHRACNOSE; Leaf Blight. **Glomerella cingulata**, CT, MD, MO, NJ, NY, TX.

BLIGHT, Twig. **Botryosphaeria ribis** var. **chromogena**, MD, NY, GA.

BLOTCH, Leaf. **Guignardia aesculi** (*Phyllosticta paviae*), general.

CANKER; DIEBACK. **Nectria cinnabarina**, cosmopolitan; **Phytophthora cactorum**, bleeding canker, RI; **Gibberella acuminatum**, CA.

LEAF BLISTER, Yellow. **Taphrina aesculi**, CA, TX.

LEAF SPOT. **Cercospora aesculina** FL, VA; **Macrosporium baccatum**, KS; **Monochaetia desmazierii**, NC; **Micosphaerella maculiformis** var. **hippocastani**, CA; **Septoria glabra**, IN; **S. hippocastani**, PA, VT, (Sudden Oak Death) **Phytophthora ramorum**, CA.

MISTLETOE. **Phoradendron serotinum (flavescens)**, South, central states; **P. villosum**, CA, OR, TX.

MISTLETOE. **Viscum album**, CA, on *Aesculus californica* (California Buckeye).

NONPARASITIC. **Scorch**; **Leaf Scald**. Response to drought and heat.

POWDERY MILDEW. **Phyllactinia corylea**, CA, TX; **Uncinula flexuosa**, widespread.

ROT, Root. **Armillaria mellea**, cosmopolitan; **Phymatotrichum omnivorum**, TX.

ROT, Wood. **Collybia velutipes**, RI; **Ganoderma applanatum**, cosmopolitan; **Polyporus** spp.

RUST. **Aecidium aesculi**, IN, KS, MO, NE.

WILT. **Verticillium albo-atrum**, PA.

In a wet season leaves are blotched, turn brown, and drop from the *Guignardia* fungus; in a dry season leaves look scorched or blotched, turn brown, and drop from drought and heat. The minute black fruiting bodies of the fungus distinguish the parasitic form from the physiogenic disease.

---

## **HORSE-GENTIAN (*Triosteum*)**

LEAF SPOT. **Cladosporium triostei**, IL, IA, MO, NE, WV, WI; **Cylindrosporium triostei**, IL, KS, OK, WI; **Cercospora triostei**, WI.

POWDERY MILDEW. **Phyllactinia corylea**, MI.

RUST. **Aecidium triostei** (0, I), MO.

---

## **HORSE PURSLANE (*Trianthema*)**

LEAF SPOT. **Gibbago trianthemae**, AR.

---

## HORSE-RADISH (*Armoracia*)

- BACTERIAL Crown Gall. *Agrobacterium tumefaciens*, NJ, NY.  
 BACTERIAL Leaf Spot. *Xanthomonas campestris* pv. *armoraciae*, CT, IL, IA, MD, MO, SD, VA; *X. phaseoli*, IL.  
 BACTERIAL, MLO.  
 ROOT, Brittle, disease, virescence. *Spiroplasma citri*, CA, IL, MD.  
 BACTERIAL Soft Rot. *Erwinia carotovora*, in stored roots, CT, NY.  
 CLUB ROOT. *Plasmodiophora brassicae*, IL.  
 DOWNY MILDEW. *Peronospora parasitica*, AL, IL, NJ, SD, WI.  
 LEAF SPOT. *Alternaria brassicae*, CT to DE, IL, IA; *A. oleracea*, CT to DE, MO, NE, TX; *Cercospora armoraciae*, general; *Phyllosticta decidua*, TX, WA, WI; *P. orbicula*, NY; *Ramularia armoraciae*, general.  
 NEMATODE, Root Knot. *Meloidogyne* sp., IL, MS, OK.  
 POWDERY MILDEW. *Erysiphe polygoni*, CA.  
 ROT, Blue Mold. *Penicillium hirsutum*, IL, NJ.  
 ROT, Collar, Root. *Pellicularia filamentosa*, IL, MI, NJ, NY, TX, WA.  
 ROT, Root. *Phymatotrichum omnivorum*, TX; *Thielaviopsis basicola*, KS, NJ.  
 ROT, Root Complex. *Fusarium acuminatum*, *Verticillium dahliae* and *Pseudomonas fluorescens*, IL, WI.  
 VIRUS. **Beet Curly Top**, CA, IL, KS, OR, UT, WA; **Turnip Mosaic**, widespread.  
 WHITE RUST. *Albugo candida*, probably general.  
 WILT. *Verticillium albo-atrum*, MI, WA.

---

## HORSEWEED (*Conyza*)

- ROT. *Sclerotinia minor*, NC.  
 VIRUS. **Tomato Spotted Wilt**, GA.

---

## HOSTA (*Plantain-Lily*)

- BACTERIAL, Proliferation. *Rhodococcus fascians*, OR.  
 LEAF SPOT. *Alternaria* sp., NY; *Phyllosticta* sp., NJ.  
 NEMATODE, LEAF LESION. *Aphelenchoides fragariae*, IL, NY, SC.

ROT, Crown. **Botrytis cinerea**, AK, NJ; **Sclerotium rolfsii** (*S. delphinii*), CT, MD, MN, NJ, NY.

ROT, Root. **Rhizoctonia solani**, NJ; **Fusarium solani**, **F. oxysporum**, **F. proliferatum** (Root and Crown), SC.

VIRUS. **Hosta Virus X**, IL, IN, IA, MN, HI; **Tobravirus**, **Leaf Necrosis**, IL, MI, MN; **Tomato Spotted Wilt**, FL; **Impatiens Necrotic Spot**, NY; **Arabis Mosaic**, MI, MN, NE.

---

### **HOUSTONIA (*Bluets*)**

DOWNY MILDEW. **Peronospora calotheca**, IL; **P. seymourii**, AL, AR, IL, IA, MS, TX.

LEAF SPOT. **Cercospora houstoniae**, DE; **Septoria** sp., TX.

ROT, Root. **Phymatotrichum omnivorum**, TX.

RUST. **Puccinia lateritia**, TX; **Uromyces houstoniatus** (0, I), MA to MS, IL, MO, WI; II, III on blue-eyed grass; **U. peckianus** (0, I), AL, MS, TX; II, III on grasses.

---

### **HOYA**

LEAF SPOT. **Myrothecium roridum**, FL.

---

### **HUCKLEBERRY EVERGREEN (*Vaccinium*)**

BLIGHT, Sudden Oak Death. **Phytophthora ramorum**, CA.

---

### **HUCKLEBERRY (*Gaylussacia*)**

BLACK MILDEW. **Dimerosporium ellissi**, MS, NJ.

DODDER. **Cuscuta** sp., PA.

GALL, Leaf. **Exobasidium vaccinii**, ME to VA, AL, FL, WI; **Synchytrium vaccinii**, red lead, NJ.

LEAF SPOT. **Ophiodothella vaccinii**, TX; **Pestalotia vaccinii**, WV; **Phyllosticta** sp., NJ, PA; **Ramularia effusa**, WI; **Rhytisma vaccinii**, tar spot, MA, OK, SC.

NEMATODE, Root Knot. **Meloidogyne** sp., OK.



POWDERY MILDEW. **Microsphaeraalni** var. **vaccinii**, widespread.  
 RUST. **Pucciniastrum myrtilli** (II, III), ME to VA, WI; 0, I on hemlock.

---

### HUISACHE, SWEET ACACIA (*Acacia farnesiana*)

ROT, Root. **Clitocybe tabescens**, FL; **Phymatotrichum omnivorum**, TX.  
 RUST. **Ravenelia australis**, TX; **R. hieronymi**, witches' broom, TX;  
**R. siliquae**, NM, TX.

---

### HYACINTH (*Hyacinthus*)

BACTERIAL Soft Rot. **Erwinia carotovora**, cosmopolitan.  
 BACTERIAL Yellows. **Xanthomonas hyacinthi**, occasional in imported bulbs.  
 BLIGHT, Gray Mold. **Botrytis hyacinthi**, WA; **B. cinerea**, NC, after frost.  
 NEMATODE, Bulb; Ring Disease. **Ditylenchus dipsaci**, NJ, Pacific states.  
 NONPARASITIC. **Loose Bud**; **Stem Break**. Excessive water intake during early shoot growth.  
 ROT, Black. **Sclerotinia sclerotiorum**, Pacific Northwest; **S. bulborum**, black slime.  
 ROT, Bulb. **Fusarium** sp., CO, MO, NJ, RI, TX, WA; **Penicillium** spp., blue mold, cosmopolitan.  
 ROT, Root. **Phytophthora** sp., NJ.  
 VIRUS. **Ornithogalum Mosaic**, CA, MD, NY, OR, TX, WA; **Hyacinth Mosaic**, OR.

---

### HYDRANGEA

BACTERIAL LEAF SPOT. **Xanthomonas campestris**, GA.  
 BACTERIAL, MLO. **Hydrangea virescence**.  
 BACTERIAL Wilt. **Pseudomonas solanacearum**, NY.  
 BLIGHT, Flower; Gray Mold. **Botrytis cinerea**, cosmopolitan, especially after frost.  
 BLIGHT, Southern. **Sclerotium rolfsii**, FL.  
 LEAF SPOT. **Ascochyta hydrangeae**, AK, NJ; **Cercospora arborescentis**, IL, OK; **C. hydrangeae**, MD, VA to AL, FL, TX; **Colletotrichum** sp.,

MD, NJ; **Phyllosticta hydrangeae**, IN; **Septoria hydrangeae**, CT, MS, OH; **Corynespora cassicola**, FL, GA; **Phoma exigua**.

NEMATODE, Leaf. **Aphelenchoides** sp.

NEMATODE, Lesion. **Pratylenchus pratensis**, TX.

NEMATODE, Root Knot. **Meloidogyne** spp., MS, OK, TX.

NEMATODE, Stem, Bulb. **Ditylenchus dipsaci**.

NONPARASITIC. **Chlorosis**. Iron deficiency, excess lime.

POWDERY MILDEW. **Erysiphe polygoni**, general.

ROT, Root. **Phymatotrichum omnivorum**, TX; **Armillaria mellea**, CA.

ROT, Stem. **Rhizoctonia solani**, MD; wound, **Polyporus versicolor**, CT, IA, MD.

RUST. **Pucciniastrum hydrangeae** (II, III), PA to AR, IL; 0, I on hemlock.

VIRUS. **Hydrangea Ring Spot**; **Tomato Spotted Wilt**; **Hydrangea Latent**.

---

## HYDRILLA

DYING SHOOTS. **Plectosporium tabacinum**, FL, Bioassay indicated that **Botrytis** sp., **Cephalosporium** sp., **Curvularia** sp., **Fusarium culmorum**, **F. moniliforme**, and **Phytophthora** sp. were pathogenic to hydrilla. Notes: Hydrilla is a submerged aquatic weed. It is an exotic, invasive species that is a threat to fresh water sources in the USA.

---

## HYDROPHYLLUM (*Waterleaf*)

DOWNY MILDEW. **Peronospora hydrophylli**, IL, IA, MD, NY, WA, WI.

LEAF SPOT. **Ascochyta hydrophylli**, WA; **Gloeosporium hydrophylli**, NH; **Ramularia hydrophylli**, WA; **Septocylindrium hydrophylli**, NY; **Septoria hydrophylli**, NY.

POWDERY MILDEW. **Golovinomyces cichoracearum**, occasional; **Erysiphe polygoni**, ID, WA; **Sphaerotheca macularis**, ND, OH, SD.

ROT, Leaf and Stem. **Ceratobasidium anceps**, NY, WI.

RUST. **Puccinia hydrophylli** (III), CA, CO, NY to NE, ND, UT; **P. recondita** (0, I), MT, widespread; II, III on grasses.

---

## HYMENOPAPPUS

DOWNY MILDEW. *Plasmopara halstedii*, OK.  
 ROT, Root. *Phymatotrichum omnivorum*, TX.  
 RUST. *Puccinia grindeliae* (0, III), OK.

---

## HYSSOP (*Hyssopus*)

NEMATODE, Root Knot. *Meloidogyne* sp., MI.

---

## ICE PLANT (*Carpobrotus*)

ROT, Root. *Pythium aphanidermatum*, CA; *Phytophthora cryptogea*, CA.  
 WILT. *Verticillium dahliae*, CA; *Phomopsis* sp., CA.

---

## IMPATIENS (Garden Balsam, Sultan)

BACTERIAL BLIGHT LEAF. *Pseudomonas syringae*, CA.  
 BACTERIAL FASCIATION. *Clavibacter fascians*, CA.  
 BACTERIAL WILT. *Pseudomonas solanacearum*, WI.  
 DAMPING-OFF. *Pythium* sp., WA; *Rhizoctonia solani*, FL.  
 DOWNY MILDEW. *Bremiella sphaerosperma*, IN, MN, MS, MT, WI, Manitoba, Quebec, Canada; *Plasmospora obducens*, CA.  
 LEAF SPOT. *Cercospora fukushiana*, FL, KS; *Septoria noli-tangeris*, OH; *Phyllosticta* sp., NJ.  
 GALL, Leaf. *Synchytrium impatientis*, LA.  
 NEMATODE, Lesion. *Pratylenchus penetrans*.  
 NEMATODE, Root Knot. *Meloidogyne* sp.  
 ROT, Crown. *Pythium ultimum* and *Rhizoctonia solani*.  
 ROT, Mushroom Root. *Armillaria mellea*, CA.  
 ROT, Stem. *Sclerotium rolfsii*; *Myrothecium roridum*.  
 VIRUS. *Cucumber Mosaic*, SC; *Impatiens Latent*, MN; *Impatiens Necrotic Spot*, NC; *Tomato Spotted Wilt*, FL, GA, NC, OK; *Turnip Mosaic*, NY; *Tobacco Ringspot*, IA, MN.  
 WILT. *Verticillium albo-atrum*, NY; *Verticillium dahliae*, OH.

---

**INCENSE-CEDAR (*Libocedrus* [= *Calocedrus decurrens*])**

- BACTERIAL Crown Gall. *Agrobacterium tumefaciens*, AZ, CA.  
BLIGHT, Brown Felt. *Herpotrichia nigra*, CA.  
CANKER, Branch. *Coryneum cardinale*, CA.  
MISTLETOE. *Phoradendron juniperinum*, CA, NV, OR.  
NEEDLE CAST. *Lophodermium juniperinum*, CA, OR.  
ROT, Root. *Phymatotrichum omnivorum*, TX; *Armillaria mellea*, OR.  
ROT, Wood. *Fomes pini* and *F. pinicola*, CA, OR; *Lenzites saepiaria*, general; *Polyporus* spp.; *Trametes isabellina*, CA.  
RUST. *Gymnosporangium libocedri*, gall, witches' broom (II, III), CA, NV, OR; 0, I on apple and other *Malaceae*.

---

**INDIA-HAWTHORN (*Raphiolepis*)**

- BACTERIAL, Fire Blight. *Erwinia amylovora*, FL, GA, LA.  
BLIGHT, Southern. *Sclerotium rolfsii*, FL.  
LEAF SPOT. *Entomosporium maculatum* (*Fabraea maculata*), CA.

---

**INDIAN CUCUMBER-ROOT (*Medeola*)**

- GALL, Stem Hypertrophy. *Medeolaria farlowii*, ME, MA, NJ.  
LEAF SPOT. *Phyllosticta medeolae*, NY.

---

**INDIAN GRASS (*Sorghastrum*)**

- LEAF SPOT. *Ascochyta brachypodii*, NY, PA.  
VIRUS. Barley Yellow Dwarf.

---

**INDIGO (*Indigofera*)**

- CANKER, STEM. *Diaporthe phaseolorum* var. *caulivora*, LA.  
ROT, Root. *Phymatotrichum omnivorum*, TX.  
RUST. *Ravenelia laevis*, TX; *Uromyces indigoferae* (II, III), FL, TX.

---

## INDIGO-BUSH, LEAD-PLANT (*Amorpha*)

LEAF SPOT. *Cylindrosporium passaloroides*, widespread; *Diplodia amorphae*, TX.

POWDERY MILDEW. *Erysiphe polygoni*, IA, MN, WY.

ROT, Root. *Phymatotrichum omnivorum*, TX.

RUST. *Uropyxis amorphae* (0, I, II, III), general.

---

## INKBERRY (*Ilex glabra*)

BLACK MILDEW. *Asterina ilicis*, NJ; *Morenoella ilicis*, FL, GA, MS.

BLIGHT, Thread. *Pellicularia koleroga*, LA.

CANKER, Felt Fungus. *Septobasidium* spp., FL.

DODDER. *Cuscuta compacta*, FL.

LEAF SPOT. *Cercospora ilicis*, AL, FL, MS, NJ; *Phacidium curtisii* and *P. sphaerodiseum*, tar spot, MA to FL, and TX; *Phytophthora cinnamomi*, (leaf spot, yellowing and wilting), VA.

ROT, Wood. *Poria versipora*, AR, LA.

---

## INULA (*Elecampane*)

LEAF SPOT. *Ramularia* sp., MI.

POWDERY MILDEW. *Golovinomyces cichoracearum*, NJ, NY, WI, probably general.

RUST. *Puccinia hieracii*, WI.

Inula is very susceptible to powdery mildew, which coats the foliage white in late summer.

---

## IRELINE (Blood-Leaf)

LEAF SPOT. *Septoria iresines*, OK.

NEMATODE, Root Knot. *Meloidogyne* sp., FL, MD.

ROT, Root. *Helicobasidium purpureum*, TX; *Rhizoctonia solani*, IL.

SMUT, Inflorescence. *Thecaphora iresine*, IN.

---

## IRIS (Bulbous) (English, Spanish, Dutch)

- BLIGHT, Blossom. **Botrytis cinerea**; **Glomerella cingulata**, MD.
- BLIGHT, Leaf; Ink Disease of Bulbs. **Mystrosporium adustum**, NC, OR, VA.
- BLIGHT, Southern; White Bulb Rot. **Sclerotium rolfsii**, CA, CT, FL, MD, NC, OR, SC, TX.
- LEAF SPOT, Blight. **Didymellina macrospora**, CA, NC, TX, WA.
- NEMATODE, Bulb. **Ditylenchus dipsaci** (*D. iridis*), FL, NY, NC, OR, SC, VA, WA.
- NEMATODE, Root Knot. **Meloidogyne** sp., NC.
- NEMATODE, Root Plate. **Aphelenchoides parietinus**, MI, NY, NC, TX, WA.
- NONPARASITIC. **Blindness**. Complex physiological causes.
- ROT, Basal. **Fusarium oxysporum**, AZ, CA, NY, NC, OR, TX, VA, WA.
- ROT, Black. **Sclerotinia bulborum**, bulb rot, Northwest; **Rhizoctonia tuliparum**, occasional; Blue Mold, **Penicillium** spp., general.
- ROT, Root, Neck. **Rhizoctonia solani**, NJ, Pacific Northwest.
- RUST. **Puccinia iridis** (II, III), CA, IN, LA, NC.
- VIRUS. **Iris Mosaic**, general; **Iris Severe Mosaic**.

---

## IRIS (Rhizomatous) (German, Siberian, Native Species)

- BACTERIAL Soft Rot. **Erwinia carotovora**, general.
- BLIGHT, Blossom. **Botrytis cinerea**, MA.
- BLIGHT, Southern; Crown Rot. **Sclerotium rolfsii** (*S. delphinii*), general.
- LEAF SPOT. **Alternaria iridicola**, IL, MT, TX, WA WI; **Didymellina macrospora** (*Heterosporium iridis*); **Ascochyta iridis** MD, NY; **Cladosporium herbarum**, secondary; **Kabatiella microsticta**, secondary; **Phyllosticta iridis**, FL, MI, NY, OH, TX, WI; **Stictopatella iridis**, IL.
- NEMATODE, Root Knot. **Meloidogyne incognita**.
- NONPARASITIC. **Scorch**. Cause unknown, sometimes associated with nematodes.
- ROT, Gray Mold; Crown. **Botryotinia convoluta**, MN, NJ, NY, WI.
- ROT, Root; Damping-Off. **Rhizoctonia solani**, occasional.
- RUST. **Puccinia iridis** (II, III), widespread on native species; most garden varieties are resistant. **P. sessilis** (0, I), ME to NE, MN; II, III on *Phalarus*.

VIRUS. **Iris Severe Mosaic; Iris Fulva Mosaic, MA.**

The most common disease of bearded iris in home gardens is bacterial soft rot following iris borer. Crown rot or southern blight gets started when iris is too crowded. Didymellina leaf spot or blight may be conspicuous in a wet summer. The physiological () disease, scorch, is causing concern, particularly in central states.

---

### **IRONWEED (*Vernonia*)**

BLACK MILDEW. **Stigmella vernoniae**, MO.

DOWNY MILDEW. **Plasmopara halstedii**, KS, MO.

LEAF SPOT. **Cercospora noveboracensis**, MO; **Ascochyta treleasei**, WI; **Mycosphaerella** sp.; **Septoria** sp., MO; **C. oculata**, WV to AL, NE, TX, WI.

POWDERY MILDEW. **Golovinomyces cichoracearum**, general; **Sphaerotheca macularis**, MO.

ROT, Root. **Phymatotrichum omnivorum**, TX.

RUST. **Coleosporium vernoniae** (I, III), general; 0, I on pine; **Puccinia vernoniae** (0, I, II, III), widespread.

---

### **ITALIAN DANDELION (*Cichorium intybus*)**

BACTERIAL, Leaf Spot. **Pseudomonas syringae**

---

### **ITCHGRASS (*Rottobellia*)**

BLIGHT. **Curvularia cymbopogonis**, LA.

ROT, Root. **Pythium arrhenomanes**, LA.

---

### **IVESIA**

RUST. **Phragmidium horkeliae** (III), UT; **P. ivesia**, CA; **P. jonesii**, NV, OR, UT.

---

### **IVY, BOSTON (*Parthenocissus tricuspidata*)**

CANKER; DIEBACK. **Cladosporium herbarum**, IN, NJ, OH, PA.

DOWNY MILDEW. **Plasmopara viticola**, NJ, TX.

LEAF SPOT. **Cercospora amelopsidis**, MS; **C. pustulata**, TX; **Guignardia bidwellii** f. sp. **parthenocissi** widespread; **Phloeospora ampelopsidis**, IA; **Sphaeropsis hedericola**, NJ.

NEMATODE, Dagger. **Xiphinema index**, CA.

POWDERY MILDEW. **Uncinula necator**, TX.

ROT, Root. **Phymatotrichum omnivorum**, TX.

ROT, Stem. **Pellicularia filamentosa**, CT.

The *Guignardia* leaf spot is common and disfiguring.

---

## IVY, ENGLISH (*Hedera helix*)

ANTHRACNOSE. **Amerosporium** (*Colletotrichum*) **trichellum**, MA to SC, OK, OR, TX, WA.

BACTERIAL SPOT. **Xanthomonas hederae**, GA, IL, MD, NJ, NY, VA, WA.

DODDER. **Cuscuta** sp., AZ, NJ.

LEAF SPOT. **Glomerella cingulata**, CT, MD, NY, TX; **Phyllosticta concentrica**, MA to AL, CA, NE, TX, WA; **Ramularia hedericola**, TX; **Sphaeropsis hedericola**, NY, WV; **Macrophoma** sp., TX.

MOLD, Leaf. **Cladosporium brunneolum**, CA.

NONPARASITIC. **Winter Injury**. Sunburn, Freezing.

POWDERY MILDEW. **Golovinomyces cichoracearum**, OK; **Oidium araliacearum**, CA.

ROT, Root. **Phytophthora palmivora**, CA.

ROT, Root. **Rhizoctonia solani**, CT; **Phymatotrichum omnivorum**, TX.

SOOTY MOLD. Common under trees, on insect exudate.

SPOT ANTHRACNOSE; Ivy Scab. **Sphaceloma hederae**, CA, NC, VA.

Leaf spots are not often important in the garden but browning of foliage from winter injury is conspicuous in early spring. English ivy used as a ground cover is often black, with sooty mold growing in honeydew dropped from aphids in trees overhead. Dodder sometimes gets a strangle hold and is difficult to eradicate.

---

## IXIA

ROT, Corm. **Fusarium oxysporum** f. sp. **gladioli**; **Sclerotium** sp.

VIRUS. **Iris Mosaic**, OR, WA.



---

## IXORA

NEMATODE, Burrowing. **Radopholus similis**, FL.

NEMATODE, Root Knot. **Meloidogyne** sp., FL.

ROT, Root. **Clitocybe tabescens**, FL.

---

## JACARANDA

ROT, Root. **Armillaria mellea**, CA; **Clitocybe tabescens**, FL; **Phymatotrichum omnivorum**, TX.

---

## JACK-BEAN, SWORD BEAN (*Canavalia*)

LEAF SPOT. **Cercospora ternateae**, AL.

NEMATODE, Root Knot. **Meloidogyne** spp., FL. Usually resistant.

POD SPOT. **Vermicularia capsici**, FL; **V. polytricha**, AL.

VIRUS. **Potato Virus X**, WI.

---

## JACK-IN-THE-PULPIT (*Arisaema*)

BLIGHT, Leaf and Stalk. **Streptotinia arisaemae** (*Botrytis streptothrix*), IL, IA, MD, NY, PA, WI.

LEAF SPOT. **Cladosporium** sp., mold, VA; **Volutella** sp., IN.

RUST. **Uromyces ari-triphylli** (0, I, II, III), NY to FL and TX; Pacific Northwest.

---

## JACOBINIA

NEMATODE, Burrowing. **Radopholus similis**, FL.

---

## JACQUEMONTIA (Small Flower Morning Glory)

CANKER, STEM. **Diaporthe phaseolorum** var. **caulivora**, LA.

LEAF SPOT. **Cercospora alabamensis**, MS.

NEMATODE, Reniform. **Rotylenchulus reniformis**, GA, LA.

NEMATODE, Root Knot. **Meloidogyne** sp., AL; **Meloidogyne incognita**, LA.

ROT, Root. **Streptomyces ipomoea**, LA; **Ceratocystis fimbriata**, LA;  
**Fusarium oxysporum** f. sp. **batatas**, LA; **Plenodomus destruens**, LA;  
**Monilochaetes infuscans**, LA.

RUST. **Coleosporium ipomoeae** (II, III), LA.

VIRUS. **Tomato Spotted Wilt**, GA, TX.

WHITE RUST. **Albugo ipomoeae-panduratae**, AL.

---

## JACQUINIA

BLACK SPOT. **Asterella pauperula**, FL.

---

## JAMESIA (Cliffbrush)

BLIGHT. **Ovularia edwiniae**, CO.

---

## JASMINE (*Jasminum*)

BACTERIAL Crown Gall. **Agrobacterium tumefaciens**, MD.

BLIGHT, Blossom. **Choanephora infundibulifera**, FL.

BLIGHT, Southern. **Sclerotium rolfsii**, FL.

CANKER, Stem Gall. **Phomopsis** sp., FL; **Phoma** sp., TX.

LEAF SPOT. **Colletotrichum gloeosporioides**, FL, TX.

LEAF SPOT, Algal; Green Scurf. **Cephaleuros virescens**, FL.

NEMATODE, Root Knot. **Meloidogyne** sp., FL.

ROT, Root. **Clitocybe tabescens**, FL; **Corticium galactinum**, MD.

SPOT ANTHRACNOSE. **Elsinoë jasminae**, FL.

VIRUS. **Tobacco Ring Spot**, MD.

VIRUS. Variegation; Infectious Chlorosis.

---

## JATROPHA

BLACK MILDEW. **Meliola jatrophae**.

LEAF SPOT. **Colletotrichum gloeosporioides**, FL.

ROT, Root. **Clitocybe tabescens**, FL; **Phymatotrichum omnivorum**, TX.

RUST. **Phakopsora jatrophiicola** (II, III), TX.

---

**JERUSALEM-CHERRY (*Solanum pseudocapsicum*)**  
**(Also *Solanum capsicastrum*, False Jerusalem-cherry;**  
***S. dulcamara*, Bittersweet; *S. integrifolium*, Scarlet Eggplant;**  
***S. nigrum*, Black nightshade)**

BACTERIAL Canker. *Clavibacter michiganense*, WY. Also on *S. dulcamara* (Bittersweet).

BACTERIAL Crown Gall. *Agrobacterium tumefaciens*, CT.

BLIGHT, Late. *Phytophthora infestans*, MD, NY.

CANKER, STEM. *Diaporthe phaseolorum* var. *caulivora*, LA.

DODDER. *Cuscuta gronovii*, NY.

LEAF SPOT. *Alternaria solani*; *Mycosphaerella solani*, OH; *Ascochyta lycopersici*, NY, OH; *Cercospora dulcamerae*, MI, NY, WI; *Phyllosticta pseudocapsici*, LA; *Stemphylium solani*, FL.

NEMATODE, Root Knot. *Meloidogyne* spp., CA, MD, OR.

NEMATODE, Tobacco Cyst. *Heterodera tabacum*, VA.

PARASITIC Lichen. *Strigula elegans* and *S. complanata*, southern U.S., LA.

VIRUS. **Beet Curly Top** on False Jerusalem-cherry (*S. capsicastrum*)

VIRUS. **Tobacco Mosaic**, IA, VA; **Tomato Spotted Wilt**, tip blight, OR.

WILT. *Verticillium albo-atrum*, NY.

---

**JETBEAD (*Rhodotypos*)**

ANTHRACNOSE. *Gloeosporium* sp., IL.

BLIGHT, Twig; Coral Spot. *Nectria cinnabarina*, MA.

LEAF SPOT. *Ascochyta rhodotypi*, IL.

---

**JIIJAPA (*Carludovia palmata*)**

PHYTOPLASMA. **Leaf Yellows**, southern Mexico.

---

**JOBS-TEARS (*Coix lachryma-jobi*)**

SMUT, Head. *Ustilago coicis*. Intercepted on imported seed.

VIRUS. **Chlorotic Streak**.

---

**JOHNSONGRASS (*Sorghum*)**

BACTERIAL Leaf Blight. *Acidovorax avenae* (syn. *Pseudomonas avenae*), IL.

DOWNY MILDEW. *Peronosclerospora sorghi*, TX.

ERGOT. *Claviceps africana*, TX; *Sphacelia* sp., MS.

LEAF SPOT, Oval. *Ramulispora sorghicola*, TX.

ROT, Root. *Pythium arrhenomanes*, LA; *P. ultimum*, MS.

VIRUS. **Johnsongrass Mosaic**; **Sorghum Stunt Mosaic**, CA; **Sorghum Chlorotic Spot**, KS.

---

**JOINTWEED (*Polygonello articulata*)**

RUST. *Puccinia polygони-amphibii* (II, III), FL, WI.

---

**JOJOBA (*Simmondsia*)**

BLIGHT, LEAF. *Phytophthora parasitica*, AZ.

---

**JUJUBE (*Zizyphus*)**

LEAF SPOT. *Cercospora jujubae*, FL.

RUST. *Phakopsora zizyphi-vulgaris*, FL.

---

**JUNIPER, RED-CEDAR (*Juniperus*)**

BACTERIAL Crown Gall. *Agrobacterium tumefaciens*, FL, MS.

BLACK MILDEW. *Apiosporium pinophilum*, OR; *Dimerium juniperi*, CA; *Asterina cupressina*.

BLIGHT, Brown Felt. *Herpotrichia nigra*, northern Rockies to Pacific Northwest.

BLIGHT, Leaf. *Chloroscypha juniperina*, IA; *Pestalotia funerea*, secondary; *Cercospora sequoiae* var. *juniperi*, CT, IA, KY, MO, NE, OK, WI; *Exosporium glomerulosum*, NC, SC; *Stigmina juniperina*.

BLIGHT, Nursery, *Phomopsis juniperovora*, MA to FL, KS, MN.

BLIGHT, Tip Dieback. *Sclerophoma pythiophila*, WI.

BLIGHT, Twig. *Phomopsis juniperovora*, VA.

- CANKER. **Botryosphaeria stevensii**, IA; **Coryneum cardinale**, CA; **Caliciopsis nigra**, gall, NY.
- CANKER, Bark Patch. **Aleurodiscus nivosus**, AL, OR, TX.
- DIEBACK, BRANCH. **Diplodia mutila**, PA.
- MISTLETOE. **Phoradendron densum** and **P. juniperinum**, widespread.
- NEEDLE CAST; Leaf Spot. **Lophodermium juniperinum**, widespread, secondary; **Cylindrocarpon** sp., OR; **Kriegeria** sp., OR.
- NEMATODE, Lesion. **Pratylenchus vulnus**, NC.
- PARASITE, "False Foxglove". **Aureolaria grandiflora** var. **serrata**, TX.
- ROT, Heart. **Fomes juniperinus**, PA to KY, TN; **F. earlei**, Southwest; **F. subroseus**, general; **F. texanus**, AZ, NM, TX.
- ROT, Root. **Armillariella mellea**, CA.
- ROT, Root. **Clitocybe tabescens**, FL; **Phymatotrichum omnivorum**, OK, TX; **Phytophthora cactorum**; **P. citrophthora**, CA; **P. dreschleri**, NC; **P. lateralis**, NC; **P. syringae**, NC.
- ROT, Root. **Fomes annosus**, VA.
- ROT, Root and Crown. **Phytophthora cinnamomi**, CA; **P. cryptogea**, CA.
- ROT, Wood. **Lenzites saepiaria**, occasional; **Coniophora corrugis**, Pacific Northwest; **Daedalea juniperina**, SC to AR.
- RUST. **Gymnosporangium bermudianum** (III), gall on stems, Gulf states; **G. bethelii** (III), on stems, ND to OK, NM, WA; 0, I on hawthorn; **G. clavariiforme** (III), gall on stems, ME to AL west to MT; 0, I on *Amelanchier*, chokeberry, quince, pear; **G. clavipes** (III), quince rust, on stems, ME to IL, MT; 0, I on *Amelanchier*, hawthorn, quince, apple; **G. corniculans** (III), gall on stems, ME, MI, NY, WI; 0, I on *Amelanchier*; **G. cornutum** (III), gall on stems, leaves, CO, ME, MI; 0, I on mountain-ash; **G. davisii** (III), leaf gall, ME, WI; 0, I on chokeberry; **G. effusum** (III), gall on stems, NY to SC; 0, I on chokeberry; **G. exiguum** (III), on leaves, CA, OK, TX; 0, I on hawthorn; **G. exterum** (III), gall on stems, KY; 0, I, *Gillenia*; **G. floriforme** (III) gall, on leaves, stems, SC to FL, OK, TX; 0, I on hawthorn; **G. globosum**, hawthorn rust (III); 0, I on hawthorn, apple, pear, mountain-ash; **G. harknessianum** (III), on western juniper; 0, I on *Amelanchier*; **G. inconspicuum** (III), CA, CO, UT; 0, I on *Amelanchier*; **G. gracile**, witches' broom (III), 0, I, on sand pear.
- RUST, Cedar-Apple. **Gymnosporangium juniperi-virginianae** (III), gall on leaves of red-cedar, prostrate and Rocky Mountain junipers, general; 0, I on apple, crabapple.

RUST. **Gymnosporangium clavipes**, galls on stems, VA; **G. globosum**, gall on stems, VA; **G. exterum**, gall on stems, VA.

RUST. **Gymnosporangium juvenescens** (III), gall on stems, witches' brooms, MN, NE, WI; 0, I on *Amelanchier*; **G. japonicum** (III), CT, MA, NJ, WA; 0, I on *Photinia*; **G. kernianum**, witches' broom, ID, OR to AZ, NM; 0, I on *Amelanchier*, pear; **G. multiporum** (III), CO to NM, CA; 0, I unknown; **G. nelsonii** (III), gall on stems, MT, SD; 0, I on hawthorn, crabapple, mountain-ash, quince, *Amelanchier*; **G. nidus-avis** (III), gall on stems; witches' brooms, East and South; 0, I on *Amelanchier*, apple, hawthorn, mountain-ash, quince; **G. speciosum** (III), on stems, AZ, CO, NV, NM; 0, I on *Fendlera*, *Philadelphus*; **G. trachysorum** (III), on stems, FL, LA, MS, SC; **G. tremelloides** (III) gall on stems, CO to Pacific Northwest; 0, I on mountain-ash; **G. tubulatum** (III), gall on stems, SD to OR, WA; 0, I on hawthorn; **G. vauqueliniae** (III), on one-seed juniper; 0, I on *Vauquelinia*, causing witches' brooms.

Of this lengthy list of juniper rusts the three common apple rusts are most important in the garden, not so much for the damage to this host as for the harm to the deciduous fruit or ornamental. These three are the cedar-apple rust caused by *Gymnosporangium juniperi-virginianae*, the hawthorn rust by *G. globosum*, and the quince rust by *G. clavipes*. The latter is perennial in juniper and may produce spores each spring for as long as 20 years. Varieties of *Juniperus chinensis* and *J. communis* and some other forms are resistant to cedar-apple and cedar-hawthorn rusts. If you have only a few red-cedars, it is quite feasible to cut out galls in late winter, before spores are produced.

---

## KAGENECKIA

SCAB. **Spilocaea botryae**, CA.

---

## KALANCHOE

BACTERIAL Crown Gall. **Agrobacterium tumefaciens**.

BACTERIAL Wilt and Soft Rot. **Erwinia carotovora** pv. **carotovora**, FL.

BLIGHT, Flower. **Stemphylium bolickii**, FL; **S. floridanum** f. sp. **kalanchoe**, also leaf spot, FL.

LEAF SPOT. **Cercospora** sp., MS.

ROT, Crown, Stem; Wilt. **Phytophthora cactorum**, NJ, NY; **Diplodia natalensis**, AL.

VIRUS. **Mosaic**, FL; **Kalanchoe Latent**; **Kalanchoe Top-Spotting**.

---

### KENTUCKY COFFEE-TREE (*Gymnocladus*)

LEAF SPOT. **Cercospora gymnocladi**, North central states; **Marssonina** sp., Northeast; **Phyllosticta gymnocladi**, IL.

ROT, Root. **Phymatotrichum omnivorum**, OK, TX.

ROT, Wood. **Polyporus pulchellus**, IN, MI.

---

### KERRIA

BLIGHT, Twig. **Phomopsis japonica**, NJ, OH, TX.

CANKER, Coral Spot. **Nectria cinnabarina**, NJ, OR, WA.

LEAF SPOT; Leaf and Twig Blight. **Coccomyces kerriae**, widespread, eastern states to IA and TX; **Septoria** sp., MD, NJ.

ROT, Root. **Phymatotrichum omnivorum**, TX.

---

### KIDNEY VETCH, LADYS-FINGERS (*Anthyllis*)

BLIGHT, Leaf and Stem. **Fusarium** sp., NC.

LEAF SPOT. **Phyllosticta** sp., NC.

---

### KIWI (*Actinidia*)

BACTERIAL Canker. **Pseudomonas syringae**, CA.

NEMATODE, ROOT KNOT. **Meloidogyne incognita**, SC.

ROT, Root and Wilt. **Cylindrocladium crotalariae**, SC; **Pythium ultimum**, AL.

---

### KNIPHOFIA (*Tritoma*, Torch-Lily, Poker-Plant)

LEAF SPOT. **Alternaria** sp., AL.

NEMATODE, Root Knot. **Meloidogyne** sp., CA.

---

### **KNOTROOT BRISTLEGRASS (*Setaria geniculata*)**

BLIGHT. *Beniowskia sphaeroidea*, GA.

---

### **KOCHIA (Summer-Cypress)**

DAMPING-OFF; Root Rot. *Pythium debaryanum*; SD; *Rhizoctonia solani*, TX.

ROT, Root. *Phymatotrichum omnivorum*, TX.

RUST. *Puccinia aristidae* (0, I), CO, NE, TX.

VIRUS. Beet Curly Top, CA.

---

### **KOHLERIA**

VIRUS. Tobacco Mosaic, CA, CT, DC, FL, OH, WA.

---

### **KRIGIA (Dwarf Dandelion)**

DOWNY MILDEW. *Bremia lactucae*, MS, MO, OK WI.

LEAF SPOT. *Mycosphaerella krigiae*, IL, WI; *Septoria krigiae*, KY, NY, WI.

ROT, Root. *Phymatotrichum omnivorum*, TX.

RUST. *Puccinia dioicae* (0, I), IL, IA, WI; II, III on *Carex*; *P. hieracii* (0, I, II, III), NC; *P. maculosa* (III), IL, MI, MS, MO, PA, TN.

---

### **KUDZU (*Pueraria*)**

BACTERIAL Blight. *Pseudomonas phaseolicola*, CT to FL, LA, IN; *P. syringae*, NY.

BLIGHT, Web. *Pellicularia filamentosa*, GA, MS.

DAMPING-OFF. *Rhizoctonia solani*.

LEAF SPOT. *Alternaria* sp., secondary; *Mycosphaerella pueraricola*, MS, AL, GA.

NEMATODE, Root Knot. *Meloidogyne* spp., general.

ROT, Charcoal. *Macrophomina phaseoli*, GA; stem, *Fusarium* sp., LA.

ROT, Root. *Phymatotrichum omnivorum*, TX.

RUST. *Phakopsora pachyrhizi*, FL, KY, TX.



---

## KUHNIA (False-Boneset)

LEAF SPOT. *Pleospora compositarum*, NM, TX.

ROT, Root. *Phymatotrichum omnivorum*, TX.

RUST. *Puccinia kuhniae* (0, I, II, III), IN to AL, FL, MT, NE, ND, TX.

---

## KUMQUAT (*Fortunella*)

DODDER. *Cuscuta campestris*, FL.

LEAF SPOT. *Cephaleuros virescens*, algal spot, Gulf states; *Phyllosticta citricola*, MS.

NEMATODE, Citrus. *Tylenchulus semipenetrans*, FL.

ROT, Black. *Alternaria citri*; stem-end, *Diaporthe citri*, CA.

---

## LAMIUM (Perennial Groundcover)

NEMATODE, LEAF. *Aphelenchoides fragariae*, CT.

---

## LANTANA

BLACK MILDEW. *Meliola cookeana*, FL.

LEAF SPOT. *Alternaria* sp., TX.

NEMATODE, Leaf. *Aphelenchoides fragariae*, NJ.

NEMATODE, Root Knot. *Meloidogyne* spp., widespread.

ROT, Root. *Phymatotrichum omnivorum*, TX.

RUST. *Puccinia lantanae* (III), FL.

VIRUS. **Tomato Spotted Wilt**, PA.

WILT. *Fusarium* sp., NJ.

---

## LAPPULA (*Hackelia*)

DOWNY MILDEW. *Peronospora echinospermi*, IA, TX; *P. myosotidis*, MT.

LEAF SPOT. *Cercospora cynoglossi*, WI; *Ovularia asperifolii* var. *lappulae*, WI; *Phyllosticta decidua*, WI, TX.

POWDERY MILDEW. *Golovinomyces cichoracearum*, IA, MI, MN, MO, OH, TX, WI; *Microsphaera* sp., IL.

ROT, Root. **Phymatotrichum omnivorum**, TX.

RUST. **Puccinia mertensiae** (III), TX, UT.

SMUT, Leaf. **Entyloma serotinum**, UT.

## LARCH (*Larix*)

BLIGHT, Needle. **Hypodermella laricis**, Great Lakes, Pacific Northwest.  
**Meria laricis**, ID.

BLIGHT, Seedling. **Thelephora caryophyllea**, ID, MT, girdle, smother;  
**Rhizina undulata**, ID; **Meria laricis**, WA.

CANKER. **Aleurodiscus amorphus**, bark patch, Northwest; **A. spinulosus**;  
**A. werii**; **Lachnellula willkommii**, European larch canker, MA, eradicated, ME; **Valsa kunzei** var. **kunzei**.

CANKER. **Phomopsis pseudotsugae** (*Phacidiella coniferarum*) on western larch, Northwest.

DAMPING-OFF. **Rhizoctonia solani**, cosmopolitan.

MISTLETOE, Dwarf. **Arceuthobium campylopodum**, MT to OR, WA;  
**A. pusillum**, Northeast, MN.

NEEDLE CAST. **Lophodermium** sp., WA; **L. laricinum**, MT to OR; **L. laricis**, ID; **Cladosporium** sp., ME; **Mycosphaerella laricina**, IA, VT, WI.

ROT, Heart. **Echinodontium tinctorium**, WA; **Fomes** spp., widespread.

ROT, Root. **Armillaria mellea**, cosmopolitan; **Phymatotrichum omnivorum**, TX.

ROT, Sapwood. **Lenzites saepiaria**.

ROT, Seedling. **Botrytis douglasii**, gray mold, Northwest; **Cylindrocladium scoparium**, NJ; **Phytophthora cinnamomi**, MD; **Sparassis radicata**, MT to OR, WA.

ROT, Wood. **Polyporus** spp.; **Poria** spp.; **Stereum** spp., widespread.

RUST. **Melampsora paradoxa** (0, I), northern U.S. including AK; II, III on willow; **M. larici-populina** (0, I), Quebec, Canada, WA; II, III on poplar; **M. medusae** (0, I), New England to MI and IN; II, III on poplar; **M. medusae** f. sp. **deltoidea** (0, I), WA; II, III on poplar; **Melampsorium betulinum** (0, I), CT, WI; II, III on birch.

WOOD DECAY fungi associated with woodpecker nest cavities: **Coniophora puteana**, **Gloeophyllum sepiarium**, **Oligoporus placentus**, **Stereum sanguinolentum**, **Neolentinus lepideus**, **Phaelous schweinitzii**, **Wolfiporia cocos**, OR.

---

## LARKSPUR

(► *Delphinium*)

Crown Rot, Southern Blight, is prevalent on annual larkspur.

---

## LAUREL

► California-Laurel, ► Cherry-Laurel, ► Mountain-Laurel.

---

## LAUREL, SWEET BAY (*Laurus*)

BLIGHT, Thread. *Pellicularia koleroga*, SC.

---

## LAURESTINUS (*Viburnum tinus*)

DOWNY MILDEW. *Plasmopara viburni*, GA.

LEAF SPOT. *Hendersonia tini*, LA; *Leptosphaeria tini*, LA.

LEAF SPOT, Algal. *Cephaleuros virescens*, FL, LA.

NEMATODE, Root Knot. *Meloidogyne* sp., CA.

POWDERY MILDEW. *Erysiphe viburni*, CA.

WILT. *Verticillium albo-atrum*, OR.

---

## LAVATERA (Tremallow)

ANTHRACNOSE, Leaf Spot. *Colletotrichum malvarum*, CA, TX.

DAMPING-OFF. *Rhizoctonia solani*, IL.

ROT, Root. *Phymatotrichum omnivorum*, TX.

RUST. *Puccinia malvacearum* (III), CA.

VIRUS. *Abutilon Infectious Variegation*.

---

## LAVENDER (*Lavandula*)

BACTERIAL LEAF DISEASE. *Xanthomonas campestris*, CA.

LEAF SPOT. *Septoria lavandulae*, OH, OK.

NEMATODE, Root Knot. *Meloidogyne* sp.

ROT, Root. *Armillaria mellea*, TX.

---

## LAWNS

► Grasses.

---

## LAYIA (Tidy-Tips)

POWDERY MILDEW. *Golovinomyces cichoracearum*, CA.

VIRUS. **Tomato Spotted Wilt**, CA.

---

## LEADTREE (*Leucaena*)

ROT, Root. *Ganoderma sulcatum*, TX.

RUST. *Ravenelia leucaenae* (II, III), TX.

---

## LEATHERWOOD (*Dirca*)

RUST. *Puccinia dioicae* (I), ME to MN, MO, AL; II, III on *Carex*.

---

## LEBBEK (*Albizzia lebbek*)

LEAF SPOT, Algal. *Cephaleuros virescens*, FL.

RUST. *Sphaerophragmium acaciae*, FL.

---

## LEDUM (Labrador-Tea)

GALL, Leaf. *Exobasidium vaccinii*, AK, OR, WA; *Synchytrium vaccinii*, red spot, ME.

LEAF SPOT. *Ascochyta ledi*, WI; *Cryptostictis arbuti*, CA, OR; *Rhytisma andromedae*, tar spot, ID.

POWDERY MILDEW. *Microsphaera alni*, WA.

RUST. *Chrysomyxa ledi* (II, III), CA, CT, ID, MI, MT, NV, NH, NY, WI, WY; *C. ledicola* (II, III), AK, ME, NH, NY, WA, WI; 0, I on spruce.

SPOT ANTHRACNOSE. *Elsinoë ledi*, CA, ME, MI, MN, NY, OR, PA, WA, WI.

---

## LEEK

► Shallot.

---

## LEMON

► Citrus Fruits.

---

## LEMON GRASS, CITRONELLA GRASS (*Cymbopogon*)

LEAF SPOT, Eye-spot. *Helminthosporium sacchari*, FL.

RUST. *Puccinia nakanishikii*, CA.

TANGLE-TOP. *Myriogenospora paspali*, FL.

---

## LENTIL (*Lens*)

ANTHRACNOSE. *Colletotrichum truncatum*, ND.

BACTERIAL, Pink Seed. *Erwinia rhapontici*, Saskatchewan, Canada.

ROT, Root. *Thielaviopsis basicola*, ID, WA; *Pythium irregulare*, WA.

VIRUS. Red Clover Vein Mosaic, OR; virus epidemic, WA.

---

## LEPTOSPERMUM

ROT, Root. *Armillaria mellea*, CA.

---

## LESPEDEZA

LEAF AND STEM DISEASE. *Cercospora zebrina* (clover isolate), NC.

---

## LETTUCE (*Lactuca*)

ANTHRACNOSE. *Marssonina panattoniana*, NY to FL, CA, MI, OR, TX, WA.

BACTERIAL Leaf Spot. *Xanthomonas campestris* pv. *vitians*, OH.

BACTERIAL Marginal Leaf Blight. *Pseudomonas fluorescens* pv. *marginalis*, KS, MO, NJ, NY; *P. cichorii*, NY.

BACTERIAL, MLO. Aster Yellows (white heart, Rio Grande Disease) and California Aster Yellows, widespread.

BACTERIAL Rot. *Pseudomonas viridilivida*, DE, LA, MI, NH, NY, VA, WA.

BACTERIAL Soft Rot. *Erwinia carotovora*, cosmopolitan in market.

BACTERIAL Wilt. **Xanthomonas vitians**, NJ, NM, NY, PA, SC, VA.

BLIGHT, Southern. **Sclerotium rolfsii**, CA, FL, NC, SC, TX, VA.

CORKY ROOT. **Rhizomonas suberifaciens**, FL.

DAMPING-OFF; Stump Wilt; Stunt. **Pythium** spp., cosmopolitan.

DOWNY MILDEW. **Bremia lactucae**, general.

LEAF SPOT. **Alternaria** sp., secondary; **Cercospora longissima**, FL, IL, IN, TX, VA, WI; **Septoria lactucae**, occasional in East and central states, to CO, FL, MN.

LEAF YELLOWING; STUNT. **Pythium uncinulatum**, CA.

NECROSIS OF ROOTS, SYSTEMIC. **Plasmopara lactucaeradicis**, hydroponically grown, VA.

MOLD, Leaf; Seed. **Pleospora herbarum**, FL, KY, NY.

NEMATODE. **Nacobus batatiformis**.

NEMATODE, Lesion. **Pratylenchus** sp.

NEMATODE, Root Knot. **Meloidogyne hapla**.

NEMATODE, Sting. **Belonolaimus gracilis**.

NONPARASITIC. **Tipburn**. High temperature and excessive transpiration.

**Brown Blight**. Cause unknown, AZ, CA.

POWDERY MILDEW. **Golovinomyces cichoracearum**, CA, MI.

ROT, Basal. **Phoma exigua**, CA.

ROT, Bottom; Damping-off. **Rhizoctonia solani**, general.

ROT, Watery Soft; Drop. **Sclerotinia sclerotiorum**, widespread; **S. minor**, in transit and market.

ROT, Gray Mold. **Botrytis cinerea**, chiefly in greenhouses, sometimes outdoors.

ROT, Root. **Fusarium** sp., KY, OH; **Phymatotrichum omnivorum**, AZ, TX; **Phytophthora cryptogea**, CA; **Pythium myriotylum**, VI.

RUST. **Puccinia dioicae** (0, I), IN, MN, ND, WI; II, III on *Carex*; **P. hieracii** (II), CA.

SLIME MOLD. **Physarum cinereum**, occasional under glass.

VIRUS. **Cucumber Mosaic**, NY; **Sonchus Yellow Net**, FL; **Tobacco Rattle**, CA; **Lettuce Mosaic**, general; **Radish Yellows**; **Lettuce Big Vein**, associated with *Olpidium brassicae* in roots, FL; **Tomato Spotted Wilt**, CA, HI, TX; **Tobacco Necrosis**; **Lettuce Infectious Yellows**, AZ, CA; **Lettuce Speckles Mottle**, CA; **Tomato Bushy Stunt**, CA; **Tobacco Streak**, FL; **Potato Leafroll**. Pacific Northwest.

WHITE RUST. **Albugo** sp., TX.

WILT, Leaf Blight. *Pythium tracheiphilum*, WI; *Fusarium oxysporum* f. sp. *lactucum*, AZ, CA.

Nonparasitic tipburn is the most general of lettuce diseases, prevalent at high temperatures when soil is deficient in moisture. Some hot weather varieties are rather resistant. Spacing plants well apart in a well-drained soil will reduce bottom rot and drop. Eliminate wild weed hosts and spray for leafhopper vectors to reduce aster yellows.

---

## LEUCOJUM (Snowflake)

LEAF SCORCH, Red Blotch. *Stagonospora curtisii*, CA.

NEMATODE, Meadow. *Pratylenchus* sp.

ROT; Scale Speck, of Bulbs. *Botrytis* sp., CA.

---

## LEUCOSPERMUM

BLIGHT. *Calonectria colhounii*, HI.

WILT. *Verticillium dahliae*, CA.

---

## LEUCOTHOË

BLACK MILDEW. *Asterina diplodioides*, AL.

BLIGHT, Leaf Spot. *Cylindrocladium vesiculatum*, GA.

CANKER, Felt Fungus. *Septobasidium pseudopedicellatum*, FL.

GALL, Leaf. *Exobasidium vaccinii*, MA, MS, NC.

LEAF SPOT. *Cercospora leucothoës*, NJ, NY; *Cryptostictis* sp.; *Guignardia leucothoës*, MD, NC, RI, SC, TN, VA; *Mycosphaerella leucothoës*, NJ; *Phyllosticta terminalis*, NY to FL; *Ramularia andromedae*, NJ; *Rhytisma decolorans*, tar spot, CT, FL, TN, VA. *Pestalotia leucothoës*, NJ.

POWDERY MILDEW. *Microsphaera penicillata*, GA.

SPOT ANTHRACNOSE. *Elsinoë ledi*, FL.

---

## LEWISIA (Bitterroot)

RUST. *Uromyces unitus* (I, III), CA, MT, WA.

## LIATRIS (Gayfeather)

DODDER. *Cuscuta glomerata*, OK.

LEAF SPOT. *Phyllosticta liatridis*, WI; *Septoria liatridis*, MN, ND, TX, WI.

NEMATODE, Root Knot. *Meloidogyne* sp.

POWDERY MILDEW. *Golovinomyces cichoracearum*, OK.

ROT, Root. *Phymatotrichum omnivorum*, TX.

ROT, Stem. *Sclerotinia sclerotiorum*, NY.

RUST. *Coleosporium laciniariae* (II, III), NJ to FL, AR, TX; 0, I on pines; *Puccinia liatridis* (0, I), IN, KS, MT, NE, ND, WI to CO; II, III on grasses.

WILT. *Verticillium albo-atrum*, NJ.

---

## LIGUSTRUM

▶ Privet.

---

## LILAC (*Syringa*)

ANTHRACNOSE, Shoot Blight. *Gloeosporium syringae*, CT, MA.

BACTERIAL Crown Gall. *Agrobacterium tumefaciens*, CT.

BACTERIAL Blight; Twig Canker. *Pseudomonas syringae*, northeastern states to AL, IL, Pacific Coast.

BLIGHT, Blossom, Shoot. *Phytophthora cactorum*, IA, MD, MA, MN, NJ; *P. syringae*, MD, NY; *Sclerotinia sclerotiorum*, WA.

BLIGHT, Cutting. *Cylindrocladium scoparium* and *C. floridanum*, FL, OH.

BLIGHT, Gray Mold. *Botrytis cinerea*. Pacific Northwest, Northeast.

BLIGHT, Thread. *Pellicularia koleroga*, FL, MS, NC.

BACTERIAL, Witches Broom. MLO, IL.

BLOTCH, Leaf. *Heterosporium syringae*, NJ; *Cladosporium herbarum*, secondary, cosmopolitan.

CANKER; Stem Girdle. *Hymenochaete agglutinans*, CT.

CANKER; DIEBACK. *Physalospora obtusa*, MA to VA, OH.

LEAF SPOT. *Cercospora lilacis*, widespread; *Macrophoma halstedii*, CT, NJ, NY; *Phyllosticta* sp., MA; *Pleospora herbarum*, secondary, MD.

NEMATODE, Citrus. *Tylenchulus semipenetrans*.



NONPARASITIC. **Blight.** Graft incompatibility of lilac scion on privet stock.  
POWDERY MILDEW. **Microsphaera alni**, general.

PHYTOPLASMA. **Witches' Broom**, IL; **Ash Yellows**, MD, ND.

ROT, Root. **Phymatotrichum omnivorum**, TX; **Armillaria mellea**, CA, MS; **Thielaviopsis basicola**, CT.

ROT, Wood. **Polyporus gilvus**, MD; **Stereum purpureum**, OK.

VIRUS. **Lilac Mottle**; **Lilac Ring Spot**, MI, MN; **Lilac Witches' Broom**, MD.

Powdery mildew is the most general and conspicuous disease of lilacs, but it comes too late in the season to damage the bushes materially. It can be controlled with repeated application of GreenCure, sulfur, or Karathane, where the time and expense are justified. In wet seasons bacterial and Phytophthora blights may be important, but dieback is more often due to borers than to diseases.

---

## LILY (*Lilium*)

BACTERIAL Soft Rot. **Erwinia carotovora**, GA, MA, NJ, WV.

BLIGHT, Botrytis; Leaf Spot. **Botrytis elliptica**, general; **B. cinerea**, general; **B. liliorum**, CA; **Botryotinia sphaerosperma**, CA.

BLIGHT, Bud. **Sporotrichum** sp., secondary, VA.

BLIGHT, Southern; Bulb Rot. **Sclerotium rolfsii**, cosmopolitan.

CANKER, Stem. **Rhizoctonia solani**, CA.

DAMPING-OFF. **Pythium debaryanum**; **Rhizoctonia solani**, cosmopolitan.

LEAF SPOT. **Cercospora** sp., FL; **Cercospora lili**, CT, NY; **Ramularia** sp., WA; **Heterosporium** sp., MD.

MOLD, Leaf and Bulb. **Cladosporium** sp., cosmopolitan.

NEMATODE, Leaf; Bunchy Top; Dieback. **Aphelenchoides fragariae**, CA, OR, WA and in greenhouses.

NEMATODE, Lesion. **Pratylenchus pratensis**, **P. penetrans**, Northwest; **P. vulnus**, OR.

NEMATODE, Root Knot. **Meloidogyne** spp., FL.

NONPARASITIC, **Scorch**, of Easter lilies. Acid soil, low fertility, excessive phosphorus.

**Bud Blast.** Insufficient light; also causes drop of lower leaves. **Chlorosis.** Iron deficiency. Sometimes result of systemic insecticide. **Limber Neck.** Physiological.

ROT, Basal. **Fusarium oxysporum** f. sp. **lilii**, general.

ROT, Black Scale. **Colletotrichum lilii**, LA, MS; Brown Scale, **Colletotrichum** sp., OR, WA; Scale-tip, **Cylindrocarpon radicicola**, secondary.

ROT, Bulb. **Penicillium** spp., blue mold; **Rhizopus** sp., soft rot, cosmopolitan.

ROT, Charcoal. **Macrophomina phaseoli**, CA.

ROT, Root. **Pythium** spp.; **Rhizoctonia solani**, wide spread.

ROT, Stem, Foot. **Phytophthora cactorum**, MD, MN, NJ, NC, NY, OH, WA, WI; **P. parasitica**, top rot, IN, MD, NJ, NY; **Rhizoctonia tuliparum**, WA; **Sclerotinia sclerotiorum**, CT, FL, TX, WA.

RUST. **Puccinia sporoboli** (0, I), NE, ND; II, III on *Sporobolus*; **Uromyces holwayi** (0, I, II, III), ME to NJ, CA, ID, MI, MN, NE, OR, WA.

VIRUS. **Lily Fleck**; **Lily Latent Mosaic**; **Lily Mottle**; **Lily X**, CA; **Lily Ring Spot**; **Lily Rosette**; **Lily Symptomless**, MD; **Cucumber Mosaic**; **Tulip Breaking Mosaic**; **Streak**, on Easter lily, virus from wild cucumber.

VIRUS. **Curl-Stripe Disease**, OR.

Garden lilies are particularly subject to Botrytis blight and mosaic. Madonna lilies are most susceptible, with leaves often completely blackened in wet weather. Copper sprays are perhaps most effective. The only sure way to be free from mosaic and other virus diseases is to grow lilies from seed in an isolated portion of the garden.

---

## LILY-OF-THE-VALLEY (*Convallaria*)

BLIGHT, Gray Mold; Rhizome Rot. **Botrytis paeoniae**, IL, ME, PA.

BLIGHT, Southern. **Sclerotium rolfsii**, ME.

LEAF BLOTCH. **Ascochyta majalis** (*Mycosphaerella convallaris*), PA.

LEAF SPOT. **Gloeosporium convallariae**, NY; **Kabatiella microsticta**, secondary, MD; **Phyllosticta** sp., NJ, NY; **Phytophthora citricola** (also foliar blight), CA.

NEMATODE, Meadow. **Pratylenchus pratensis**, associated with forcing failures.

NEMATODE, Root Knot. **Meloidogyne** sp., occasional.

## LINARIA (Blue Toadflax; Butter and Eggs)

- ANTHRACNOSE. *Colletotrichum vermicularioides*, MA, NJ, NY, TX, WI.  
 BACTERIAL, MLO. **Aster Yellows**, CA.  
 BLIGHT, Gray Mold. *Botrytis cinerea*, AK.  
 BLIGHT, Southern. *Sclerotium rolfsii*, TX.  
 DOWNY MILDEW. *Peronospora linariae*, FL, MA, OK, WI.  
 LEAF SPOT. *Alternaria* sp., MI; *Septoria linariae*, WI.  
 NEMATODE, Root Knot. *Meloidogyne* spp.  
 NEMATODE, Stem and Leaf. *Ditylenchus dipsaci*, NY.  
 POWDERY MILDEW. *Golovinomyces cichoracearum*, CA.  
 ROT, Root. *Phymatotrichum omnivorum*, TX; *Rhizoctonia solani*, IL;  
     **Thielaviopsis basicola**, CT.  
 ROT, Stem. *Sclerotinia sclerotiorum*, AZ.  
 RUST. *Puccinia antirrhini* (II, III), CA; *Aecidium* sp., WI.  
 SMUT, White. *Entyloma linariae*, CT, NJ, PA.

## LINDEN, BASSWOOD (*Tilia*)

- ANTHRACNOSE; Leaf Spot. *Gnomonia tiliae* (*Gloeosporium tiliae*), CT to VA, IA, MN.  
 BLIGHT, Leaf. *Cercospora microsora*, general.  
 CANKER, Bark. *Aleurodiscus acerinus*; *A. griseo-canus*, IA, MO, PA.  
 CANKER; DIEBACK. *Botryosphaeria* sp., MD; *Nectria* spp., NY, PA, VA;  
     **Strumella** sp., NJ.  
 CANKER, Felt Fungus. *Septobasidium fumigatum*, FL.  
 LEAF SPOT. *Phlyctema tiliae*, NY; *Phyllosticta praetervisa*, WI; *Sphaeropsis* sp., OK.  
 MISTLETOE. *Phoradendron serotinum* (*flavescens*), South.  
 POWDERY MILDEW. *Microsphaera alni*, MN; *Phyllactinia corylea*, MN;  
     **Uncinula clintonii**, general.  
 ROT, Heart. *Daedalea confragosa*, VT; *Fomes* spp.; *Steccherinum septentrionale*, AL, MI; *Pholiota adiposa*, MA, PA, TN.  
 ROT, Root. *Phymatotrichum omnivorum*, TX; *Ustulina vulgaris*, NY;  
     **Phytophthora dreschleri**, NC.  
 ROT, Sapwood. *Collybia velutipes*, occasional; *Pleurotus ostreatus*, cosmopolitan.

ROT, Wood. **Daldinia concentrica**, MN, NY; **Lenzites betulina**, NY, VT; **Schizophyllum commune**, MN; **Polyporus** spp.; **Stereum** spp.; **Trametes mollis**, VT.

SOOTY MOLD. **Fumago vagans**.

SPOT ANTHRACNOSE. **Elsinoë tiliae**, VA.

WILT. **Verticillium albo-atrum**, IL.

Anthracnose and Cercospora leaf blight are common diseases.

---

### **LINNAEA (Twin-Flower)**

BLACK MILDEW. **Halbaniella linnaeae**, NY.

LEAF SPOT. **Phyllachora wittrockii**, tar spot, MI, MT, NM, NY; **Venturia dickei**, ID, MI, MT, NM, NY, OR, WA, WI. **Septoria breviscula**, NY.

---

### **LIONS-EAR (*Leonotis*)**

LEAF SPOT. **Cercospora leonotidis**, LA; **Septoria breviscula**, NY.

RUST. **Puccinia leonotidis** (0, I, II, III), FL.

---

### **LIPPIA (Fog-Fruit, Lemon-Verbena)**

BACTERIAL Crown Gall. **Agrobacterium tumefaciens**, AZ.

BLACK MILDEW. **Meliola lippiae**, AZ, FL.

BLIGHT, Southern. **Sclerotium rolfsii**, AZ, CA.

LEAF SPOT. **Cercospora lippiae**, widespread; **Cylindrosporium lippiae**, TX.

NEMATODE, Root Knot. **Meloidogyne** sp., AZ.

SPOT ANTHRACNOSE. **Sphaceloma lippiae**, IN, FL.

---

### **LIPSTICK VINE (*Aeschynanthus*)**

LEAF SPOT. **Corynespora casiicola**, FL; **Myrothecium roridum**, FL.

VIRUS. **Tomato Spotted Wilt**, PA.

---

### **LISIANTHUS (*Eustoma grandiflora*)**

ROT, Root. **Pythium irregulare**, CA.

---

## LITHOCARPUS (Tanbark Oak)

BLIGHT, Leaf. *Pestalotia castagnei*, CA.  
 BLIGHT, Sudden Oak Death. *Phytophthora ramorum*, CA, OR.  
 LEAF SPOT. *Ceuthocarpum conflictum*, CA.  
 POWDERY MILDEW. *Erysiphe trina*, CA.  
 ROT, Wood. *Poria* spp.; *Stereum hirsutum*.  
 RUST. *Cronartium quercuum* (II, III), CA; 0, I on pine.  
 WILT. *Phytophthora ramorum*, CA, OR.

---

## LITHOPHRAGMA (Woodland-Star)

RUST. *Puccinia heucherae* (III), CA, UT, WA.  
 SMUT, Leaf and Stem. *Urocystis lithophragmae*, UT.

---

## LITHOSPERMUM (Gromwell, Puccoon)

LEAF SPOT. *Septoria lithospermi*, WI.  
 POWDERY MILDEW. *Golovinomyces cichoracearum*, PA, TX.  
 RUST. *Aecidium hesleri*, TN; *Puccinia recondata* (0, I), NE, ND, SD, TX.

---

## LITSEA (Pond-Spice)

LEAF SPOT. *Cercospora olivacea*, GA.

---

## LOBELIA (Cardinal-Flower, Blue Lobelia)

BACTERIAL BLIGHT. *Pseudomonas cichorii*, WA.  
 BLIGHT, Gray Mold. *Botrytis cinerea*.  
 DAMPING-OFF. *Pythium debaryanum*, MA, NY.  
 LEAF SPOT. *Cercospora lobeliae*, AL, IL, IN, KS, MD, TX; *C. effusa*, IA, TX; *Phyllosticta bridgesii*, IN; *Septoria lobeliae*, ME to VA, TX, WI.  
 NEMATODE, Root Knot. *Meloidogyne* spp., FL, MD, NE, NY.  
 ROT, Root. *Phymatotrichum omnivorum*, TX; *Rhizoctonia solani*, NY, OH.  
 ROT, Stem. *Sclerotium rolfsii*, NJ.  
 RUST. *Puccinia lobeliae* (III), AR, MI, WI, NY to NC, TX, WA.

SMUT, Leaf. **Entyloma lobeliae**, ME to PA, MO, WI.

VIRUS. **Beet Curly Top**, TX; **Tomato Spotted Wilt**, TX.

---

## **LOCUST (*Robinia*)**

ANTHRACNOSE; BLACK LOCUST. **Colletotrichum gloeosporioides**, GA, SC.

BACTERIAL, MLO. **Witches'-Broom**, VA.

BLIGHT, Seedling; Leaf. **Alternaria** sp., NC to AL, MO; **Fusicladium robiniae**, MD to AL, MO, WI.

CANKER. **Nectria cinnabarina**, VA.

CANKER; Twig Blight. **Aglaospora anomala**, ME to GA; **Fusarium sarcochrom**, IA; **Diaporthe oncostoma**, NY to GA, IL.

DAMPING-OFF. **Rhizoctonia solani**, ME to AL, NE, TX; **Pythium** spp., NE, TX.

DODDER. **Cuscuta** sp.; **C. arvensis**, widespread.

LEAF SPOT. **Cladosporium epiphyllum**, TN, VA, WV; **Cylindrosporium solitarium**, TX; **Gloeosporium revolutum**, NJ; **Phloeospora robiniae**, NY to OH; **Phyllosticta robiniae**, LA.

MISTLETOE. **Phoradendron serotinum (flavescens)**, AZ, NM, NC, TX; **Viscum album**, CA.

NEMATODE, Lesion. **Pratylenchus** sp., OR.

NEMATODE, Root Knot. **Meloidogyne** spp., OK, TX.

NONPARASITIC **Chlorosis**. Iron Deficiency, NE, TX.

**Little Leaf**. Zinc deficiency, CA.

POWDERY MILDEW. **Erysiphe polygona**, CA; **Microspheera diffusa**, IL, NC; **Phyllactinia corylea**, NM.

ROT, Root. **Armillaria mellea**; **Phymatotrichum omnivorum**, NM, OK; **Pythium myriotylum**, NC; **Fusarium** sp., AL, GA.

ROT, Heart. **Fomes** spp.; **Polyporus** spp.

ROT, Heart. **Fomes rimosus**, VA.

ROT, Seedling Stem. **Phytophthora cinnamomi**, MD; **Rhizoctonia bataticola**, AL, NC; **Sclerotium bataticola**, TX.

ROT, Wood. **Daedalea unicolor**, WI; **Poria** spp.

VIRUS. **Locust Witches' Broom**, Robinia Brooming Disease, PA to GA, AR, OH.

WILT, Seedling. **Phytophthora parasitica**, AL, NC, VA; **Verticillium albo-atrum**, IL.

---

## LOGANBERRY

► Blackberry.

---

## LOMATIUM (Biscuit-Root)

DOWNY MILDEW. *Plasmopara nivea*, MT.

LEAF SPOT. *Phyllachora* sp., WA.

RUST. *Puccinia asperior* (0, I, III), CA, OR, WA; *P. jonesii* (0, I, III), KS, NE, UT, WA; *P. ligustici*, ID, WA.

---

## LOOSESTRIFE, FRINGED (*Steironema*)

LEAF SPOT. *Cylindrosporium steironematis*, NY; *Mycosphaerella* sp., NY; *Phyllosticta lysimachiae*, NY; *Ramularia lysimachiae*, NC, WI; *Septoria conspicua*, ME to MS, CO, WI.

ROT, Root. *Phymatotrichum omnivorum*, TX.

RUST. *Puccinia dayi*, NY to WV, IL, MI, MT, WI; *P. distichlidis* (0, I), CO, ND; II, III on marsh grass; *Uromyces acuminatus* (0, I), CT to CO, ND, SD.

---

## LOOSESTRIFE, MONEYWORT (*Lysimachia*)

BLIGHT, Leaf and Stem Necrosis. *Ceratobasidium anceps*, WI.

GALL, Leaf. *Synchytrium aureum*, WI.

LEAF SPOT. *Cercospora lysimachiae*, NJ; *Cladosporium lysimachiae*, MA; *Ramularia lysimachiae*, WI; *Septoria conspicua*, IA, NY, VT.

NEMATODE, Root Knot. *Meloidogyne* sp., TX.

NEMATODE, Stem. *Ditylenchus dipsaci*.

ROT, Crown Stem. *Sclerotium rolfsii*, KS; *Phymatotrichum omnivorum*, TX.

RUST. *Coleosporium campanulae* (II, III), TN; 0, I on red pine; *Puccinia limosae* (0, I), MA to NC, MI, NE, WI.

---

## LOQUAT (*Eriobotrya*)

ANTHRACNOSE; Flower Blight; Withertip. *Colletotrichum gloeosporioides*, CA, FL, TX.

BACTERIAL Fire Blight. *Erwinia amylovora*, Gulf states, AZ, CA.  
BLIGHT, Leaf; Blotch. *Fabraea maculata*, FL.

LEAF SPOT. *Phyllosticta eriobotryae*, FL; *Pestalotia* sp., secondary; *Septoria eriobotryae*, FL.

LEAF SPOT, Algal. *Cephaleuros virescens*, FL.

NEMATODE, Burrowing. *Radopholus similis*, FL.

ROT, Collar, Crown. *Phytophthora cactorum*, CA.

ROT, Root. *Armillaria mellea*, CA; *Clitocybe tabescens*, FL; *Phymatotrichum omnivorum*, TX.

SCAB. *Fusicladium eriobotryae*, on leaves, stems, fruit, Gulf states; *Spilocaea eriobotryae* (*Fusicladium photinicola*).

---

### LOTUS (*Nelumbo*)

BLIGHT. *Dothiorella nelumbonis*, on flower parts, DE, MD.

LEAF SPOT. *Alternaria nelumbii*, MD, NJ, NY, OK, PA, TX; *Cercospora nelumbonis*, IN, TX.

---

### LUCUMA (*Canistel*, Egg-Fruit)

ANTHRACNOSE; Fruit Spot. *Colletotrichum gloeosporioides*, FL.

CANKER. *Physalospora obtusa*, SC.

RUST. *Achrotelium lucumae* (II, III), FL.

---

### LUDWIGIA (*False Loosestrife*)

LEAF SPOT. *Cercospora ludwigiae*, AL; *Pezizella oenotherae*, VA; *Phyllosticta ludwigiae*, NY, WI; *Septoria ludwigiae*, MD, MS, PA.

RUST. *Puccinia jussiaeae* (0, I, III), DE to FL, CA, LA, MS, OH, TX, WI.

---

### LUPINE (*Lupinus*)

ANTHRACNOSE. *Colletotrichum trifolii*, NC; *C. fragariae*, NC.

BLIGHT, Gray Mold. *Botrytis cinerea*, MA, MT, NY.



- BLIGHT, Leaf. **Hadrotrichum globiferum**, CA, CO, OR, WA, WY.
- BLIGHT, Seedling. **Pleiochaeta setosa**, **Alternaria** sp., **Aspergillus flavus**, **Aspergillus niger**, **Curvularia** sp., **Rhizopus stolonifer**.
- BLIGHT, Southern. **Sclerotium rolfsii**, probably general.
- BLIGHT, Stem Necrosis. **Ascochyta** sp., CT, WI; **Alternaria alternata** (Bluebonnet), TX.
- BROWN SPOT. **Pleiochaeta setosa**, Nova Scotia, Canada.
- DAMPING-OFF. **Rhizoctonia solani**, CT, TX.
- DOWNY MILDEW. **Peronospora trifoliorum**, WI.
- LEAF SPOT. **Alternaria** sp., MA; **Cercospora longispora**, FL, MO, NY, WI; **C. lupini**, FL, OR, SC; **C. lupinicola**, TX; **Corynespora cassiicola**, TX; **Cylindrosporium lupini**, CA; **Mycosphaerella pinodes**, WI; **Ovularia lupinicola**, WA; **Phoma lupini**, also stem spot, CO to NM, CA; **Phyllosticta ferax**, CA to WA, WY, SD to CO; **P. lupini**, CA; **Ramularia lupini**, TX; **Septogloeum lupini**, CA, MI; **Septoria lupinicola**, WI; **Stictochlorella lupini**, CA, WA.
- LESION, STEM. **Phoma** sp.
- NEMATODE, Leaf. **Aphelenchoides ritzemabosi**.
- NEMATODE, Lesion. **Pratylenchus pratensis**, CA.
- NEMATODE, Root Knot. **Meloidogyne** sp., FL.
- NEMATODE, Sting. **Belonolaimus gracilis**, GA; ring, **Criconea** sp., CA.
- POWDERY MILDEW. **Microsphaera** sp.; **Erysiphe polygoni**, widespread; **Ovulariopsis** sp. (Bluebonnets), NM.
- ROT, Root. **Armillaria mellea**, CA; **Fusarium** sp., NJ, VA; **Phymatotrichum omnivorum**, TX; **Pythium ultimum**, CA; **Thielaviopsis basicola**, IA, WI.
- ROT, Root, Crown, Stem. **Pythium paroecandrum**, NM.
- ROT, Stem. **Macrophomina phaseoli**, charcoal rot; **Sclerotinia sclerotiorum**, LA, NY, TX; **Pythium debaryanum**, TX, CA; **Rhizoctonia solani**, Alberta, Canada.
- RUST. **Puccinia andropogonis** var. **onobrychidis** (0, I), MI, MN, NY, WI; II, III on *Andropogon*; **Uromyces lupini** (0, I, II, III), CA, MT, NE, OR, WA; **U. occidentalis** (II, III), on native lupine, MT to NM, CA, WA.
- SMUT. **Thecaphora deformans**, on seed, CO, WY.
- VIRUS. **Bean Yellow Mosaic**, FL; **Bidens Mottle**, FL; **Ring Spot**. Unidentified; **Tomato Spotted Wilt**, TX; **Peanut Mottle**, GA; (Stunt/Vein Clearing) **Tombusvirus**, AK.
- WILT. **Sclerotinia minor**, TX.

These diseases are of lupines grown as ornamentals. Lupines as ground covers and soil preservers have their own troubles. In gardens powdery mildew is prevalent, and leaf spots are not often important.

---

## LYCHEE

ROT, Mushroom Rot. **Clitocybe tabescens**, sometimes fatal in FL.

---

## LYCHNIS (Campion)

BLIGHT, Shoot and Flower. **Botrytis cinerea**, AK.

BLIGHT, Southern. **Sclerotium rolfsii**, TX.

LEAF SPOT. **Alternaria dianthi**, AK; **Leptothyrium lychnidis**, AL; **Phyllosticta lychnidis**, IA, TX; **Septoria lychnidis**, MA.

MOLD, Leaf. **Heterosporium** sp., AK.

ROT, Root. **Phymatotrichum omnivorum**, TX; **Rhizoctonia solani**, IL; **Corticium galactinum**, MD.

ROT, Stem. **Phytophthora cactorum**, IN.

RUST. **Puccinia arenariae** (III), PA; **Uromyces suksdorfii** (I, II, III), UT; **U. verruculosus**, IN, MI, NY, TX.

SMUT, Anther. **Ustilago violacea**, MN, WI, WY.

---

## LYCIUM (Desert-Thorn, Christmasberry)

LEAF SPOT. **Cercospora lycii**, OK.

POWDERY MILDEW. **Arthrocladiella mongeotii**, WA.

ROT, Root. **Phymatotrichum omnivorum**, TX.

RUST. **Aecidium lycii** (0, I), AZ; **Puccinia globosipes** (II, III), UT to NM, CA; 0, I unknown; **P. tumidipes** (II, III), TX to AZ, UT.

---

## LYCORIS

LEAF SCORCH; Red Spot. **Stagonospora curtisii**, CA.

NEMATODE, Bulb Scale Rot. **Ditylenchus dipsaci**, NC, VA; **Aphelenchoides fragariae**, FL, GA, ND, SD.

NEMATODE, Root. **Hoplolaimus** sp., NC.

---

## LYONIA (Maleberry, Fetterbush, Staggerbush)

BLACK MILDEW. *Asterina lepidigena*, FL; *Lembosia andromedae*, AL; *Morenoella dothideoides*, FL.

BLIGHT, Leaf. *Ramularia cylindriopsis*, ME.

DODDER. *Cuscuta compacta*, FL.

GALL, Leaf; Shoot Hypertrophy. *Exobasidium vaccinii*, MA to FL, AL.

LEAF SPOT. *Ceuthocarpon ferrugineum*, FL; *Pestalotia vaccinii*, secondary; *Septoria pulchella*, GA.

LEAF SPOT, Tar. *Rhytisma andromedae*, widespread; *R. decolorans*, MS.

POWDERY MILDEW. *Microsphaeraalni* var. *vaccinii*, AL.

ROT, Wood. *Poria versipora*, ME.

RUST. *Pucciniastrum myrtilli* (II, III), DE to AL, AR; 0, I on hemlock.

---

## LYSILOMA

ROT, White Pocket Heart. *Fomes extensus*, FL.

RUST. *Ravenelia annulata* (II, III), FL; *R. lysilomae*, FL.

---

## LYTHRUM (Winged, Purple Loosestrife)

GALL, Leaf. *Synchytrium lythrii*, LA.

LEAF SPOT. *Cercospora lythri*, WI; *C. lythracearum*, MS; *Pezizella oenotherae*, MI, NY; *Septoria lythrina*, KS, NY, WI.

ROT, Root. *Rhizoctonia solani*, IL.

---

## MAACKIA

ROT, Root. *Phymatotrichum omnivorum*, TX.

---

## MACADAMIA

CANKER. *Phytophthora cinnamomi*, CA.

## MADRONE (*Arbutus menziesii*)

BLIGHT (Sudden Oak Death). *Phytophthora ramorum*, CA.

CANKER. *Hendersonula toruloidea*, WA; *Fusicoccum* sp., western North America.

CANKER, Trunk. *Phytophthora cactorum*, CA, WA.

GALL, Leaf; Red Leaf Spot. *Exobasidium vaccinii*, CA, OR, TX, WA.

LEAF SPOT. *Ascochyta hansenii*, CA; *Cryptostictis arbuti*, CA, OR; *Didymosporium arbuticola*, OR; *Mycosphaerella arbuticola*, CA, OR, WA; *Phyllosticta fimbriata*, OR.

LEAF SPOT, Tar. *Rhytisma arbuti*, CO, OR, TX, WA.

ROT, Heart. *Fomes subroseus*, OR.

ROT, Root. *Phymatotrichum omnivorum*, TX.

ROT, Wood. *Lenzites saepiaria*, OR, TX; *Polyporus* spp., OR, TX; *Trametes sepium*, CA.

RUST. *Puccinastrum sparsum* (II, III), CA, OR, WA.

SPOT ANTHRACNOSE. *Elsinoë mattirolianum*, CA.

## MAGNOLIA

BACTERIAL Leaf Spot. *Pseudomonas syringae*, IL; *P. cichorii*, AL.

BLACK MILDEW. *Dimerosporium magnoliae*, TX; *Irene araliae*, MS; *Meliola amphitricha*, Gulf states; *M. magnoliae*; *Trichodothis comata*, South.

BLIGHT, Seedling. *Rhizoctonia solani*, NJ.

BLIGHT, Thread. *Pellicularia solani*, NJ.

CANKER, Felt Fungus. *Septobasidium langoisii*, *S. tenui*, *S. leprieurii*, Gulf states.

CANKER; Twig Blight. *Nectria* sp., WV; *N. magnoliae*, NJ, TN, WV; *Tubercularia* sp., MI.

LEAF SPOT. *Alternaria tenuis*, TX; *Cladosporium fasciculatum*, GA to TX; *Cercospora magnoliae* (*Mycosphaerella milleri*), FL, NJ, NC, SC, WV; *Cristulariella pyramidalis*; *Colletotrichum* sp., FL, GA, SC; *Coniothyrium* sp., TX; *C. olivaceum*, TX; *Epicoccum nigrum*, TX; *Exophoma magnoliae*, FL, TX; *Glomerella cingulata*, AL, FL, GA, LA, MS, SC, TX; *Hendersonia magnoliae*, VA; *Heterosporium magnoliae*, FL, NC, TX; *Micropeltis alabamensis*, AL; *Phyllosticta*

**cookei**, NY to Gulf states, CA; **P. magnoliae**, large leaf spot, NY to Gulf states, CA; **Septoria magnoliae**, SC to FL, TX.

LEAF SPOT; Algal; Green Scurf; "Red Rust". **Cephaleuros virescens**, general.

NEMATODE, Burrowing. **Radopholus similis**, FL.

NEMATODE, Citrus. **Tylenchulus semipenetrans**, FL.

NEMATODE, Lance. **Hoplolaimus uniformis**, RI.

NEMATODE, Lesion. **Pratylenchus pratensis**.

NEMATODE, Root Knot. **Meloidogyne** sp.

NEMATODE, Sting. **Belonolaimus longicaudatus**, FL.

PARASITIC LICHEN. **Strigula elegans** and **S. complanata**, Southern U.S., LA.

ROT, Flower. **Ciborinia** (*Sclerotinia*) **gracilipes**, MD.

ROT, Heart. **Fomes fasciatus**; **F. geotropus**.

ROT, Root. **Phymatotrichum omnivorum**, TX; **Clitocybe tabescens**, GA.

ROT, Wood. **Daldinia concentrica**, cosmopolitan; **Polyporus** spp.; **Poria** spp., **Stereum** spp.

SPOT ANTHRACNOSE. **Elsinoë magnoliae**, FL, GA, LA, MS.

WILT. **Verticillium albo-atrum**, CA, IN.

The many leaf spots need not be alarming; they seldom cause premature defoliation. In the Gulf states lichens appear as small round gray spots on leaves, and the parasitic alga *Cephaleuros* often forms a velvety coating with hairlike outgrowths.

---

## MAHOGANY (*Swietenia*)

BLIGHT, Twig, Stem. **Phomopsis** sp., OR.

LEAF SPOT. **Pestalotia swieteniae**, FL; **Phyllachora swieteniae**, FL.

---

## MAHONIA (*Oregon-Grape*)

CANKER; Leaf Blotch. **Leptosphaeria berberidis**, ID, MD.

LEAF SPOT. **Cercospora** sp., LA; **Gloeosporium berberidis**, WA; **Phomopsis** sp., secondary; **Phyllosticta** spp., AL, CT, WA; **Cylindrocleftidium** sp., FL, GA.

NEMATODE, Root Knot. **Meloidogyne** sp.

NONPARASITIC. **Scald**. In eastern states winter injury to foliage is severe.

PARASITIC LICHEN. **Strigula elegans** and **S. complanata**, Southern U.S., LA.

ROT, Root. **Phymatotrichum omnivorum**, TX.

RUST. **Cumminsella mirabilissima** (0, I, II, III), common Western Great Plains to Pacific Coast; **C. texana**, TX; **C. wootoniana** (II, III), AZ, NM; **Puccinia graminis** (0, I), CA, MI, ND; II, III on cereals and grasses; **P. koeleriae** (0, I), CO, ID, MT, OR; II, III on *Koeleria*; **P. oxalidis** (0, I), NM; II, III on *Oxalis*.

Rust due to *Cumminsella* is usually inconspicuous, but in a wet season there is a general blighted effect. *Mahonia*, like barberry, is under wheat-rust quarantine. *Mahonia repens* is immune.

---

## MAIANTHEMUM

BLIGHT. **Botrytis** sp., NY.

LEAF SPOT. **Ramularia rubicunda**, MI, NY, OH, PA, WI, CA to AK; **Sphaeropsis cruenta**, AK, WA.

RUST. **Puccinia sessilis** (0, I), MA, MI, MN, NY, PA, WI; II, III on *Phalaris*; **Uromyces acuminatus** var. **magnatus** (0, I), MI, NY, WI; II, III on marsh grass.

---

## MALACHRA

LEAF SPOT. **Cercospora malachrae**, TX.

---

## MALACOTHRIX

GALL, Leaf. **Synchytrium innominatum**, CA.

RUST. **Puccinia harknessii** (III), CA; **P. hieracii** (0, I, II, III), CA.

---

## MALLOTUS

LEAF SPOT. **Cercospora malloti**, MS.

---

## MALLOW, GARDEN (*Malva*)

BACTERIAL, MLO. **California Aster Yellows**, CA; **Beet Curly Top**, CA.

LEAF SPOT. **Alternaria** sp.

ROT, Root. **Macrophomina phaseoli**, CA on *Malva parviflora*.

ROT, Root. **Phymatotrichum omnivorum**, TX.

RUST. **Puccinia heterospora** (III), KS, TX; **P. malvacearum**, CA, CO, OR, WV.

VIRUS. **Malva Vein Clearing**, CA.

---

### **MALVASTRUM (False-Mallow, Bush-Mallow)**

ROT, Root. **Phymatotrichum omnivorum**, TX.

RUST. **Puccinia interveniens** (0, I), CA; III on *Stipa*; **P. malvacearum**; **P. schedonnardi** (0, I), MT, ND to NM; II, III on wild grasses; **P. sherardiana** (0, III), MT, ND to TX, NM; **P. heterospora** (III), TX.

VIRUS. **Begomoviruses** (especially in Malvaceous weed species), Yucatan Peninsula.

---

### **MALVAISCUS**

BLIGHT, Twig. **Sclerotinia sclerotiorum**, TX.

LEAF SPOT. **Phyllosticta malvavisci**, TX.

ROT, Root. **Clitocybe tabescens**, FL; **Helicobasidium purpureum**, TX; **Phymatotrichum omnivorum**, TX.

RUST. **Kuehneola malvicola** (II, III), TX; **Puccinia heterospora** (III), TX.

---

### **MANFREDA (Spice-Lily, Wild Tuberose)**

LEAF SPOT. **Cercospora amaryllidis**, TX; **Phyllosticta hymenocallidis**, TX.

RUST. **Aecidium modestum**, TX.

---

### **MANGO (*Mangifera*)**

ANTHRACNOSE; Flower and Twig Blight; Fruit Rot. **Glomerella cingulata**, cosmopolitan.

BLIGHT, Twig. **Phomopsis** sp., FL; **Physalospora** (*Diplodia*) spp.

CANKER, Brown Felt. **Septobasidium pilosum** and **S. pseudopedicellatum**, FL.

GALL, ON TREE. **Fusarium decemcellulare**, FL.

LEAF SPOT. **Phyllosticta mortoni**, FL, TX; **Septoria** sp., FL.

LEAF SPOT, Algal, Green Scurf. **Cephaleuros virescens**, general.

NONPARASITIC. **Little Leaf**. Zinc deficiency, FL.

**Soft Nose**. On Indian varieties.

POWDERY MILDEW. **Oidium mangiferae**, CA, FL.

ROT, Root. **Phymatotrichum omnivorum**, TX.

ROT, Root and Crown. **Phytophthora palmivora**, AZ.

ROT, Stem-end Fruit. **Diplodia** sp.

SOOTY MOLD. **Capnodium** spp., general.

SPOT ANTHRACNOSE; Mango Scab. **Elsinoë mangiferae**, FL.

WILT. **Verticillium albo-atrum**, FL.

---

### **MANGROVE (*Rhizophora*)**

LEAF SPOT. **Cercospora rhizophorae**, FL.

---

### **MANIHOT (*Cassava, Manioc*)**

ANTHRACNOSE; Withertip. **Gloeosporium manihotis**, FL, LA, TX.

DIEBACK. **Physalospora abdita** and **P. rhodina**, FL.

LEAF SPOT. **Cercospora henningsii**, FL, TX.

NEMATODE, Root Knot. **Meloidogyne** sp., AL, FL.

ROT, Root. **Phymatotrichum omnivorum**, TX; **Rhizoctonia solani**, FL.

VIRUS. **Cassava Common Mosaic**, FL.

---

### **MANZANITA (*Arctostaphylos*)**

BLACK MILDEW. **Meliola** sp., CA.

BLIGHT (Sudden Oak Death). **Phytophthora ramorum**, CA.

GALL, Red Leaf Spot. **Exobasidium vaccinii**, widespread; shoot gall,  
**E. vaccinii-uliginosi**, CA, OR.

LEAF SPOT. **Cryptostictis arbuti**, OR; **Phyllosticta amicta**, CA, OR.

MISTLETOE. **Phoradendron villosum**, CA, OR.

ROT, Root. **Phymatotrichum omnivorum**, TX.

ROT, Root and Crown. **Phytophthora cinnamomi**, CA.

ROT, Wood. **Fomes annosus**, CA; **F. arctostaphyli**, and **F. igniarius**, general; **Poria ferruginosa**.

RUST. **Pucciniastrum sparsum** (II, III), CA, OR.



## MAPLE (*Acer*)

- ANTHRACNOSE; Leaf Blight. *Discula campestris*, WI; *Gloeosporium apocryptum*, large blotches, general; *G. acerinum*, small spots; *G. saccharinum*; *G. aceris*.
- BACTERIAL Crown Gall. *Agrobacterium tumefaciens*, MI, OK, TX, VA.
- BACTERIAL Leaf Scorch. *Xylella fastidiosa*, KY.
- BACTERIAL Leaf Spot. *Pseudomonas aceris*, on Japanese maple, CA; *P. acernea*.
- BLIGHT, Inflorescence. *Ciborinia acerina*, MA, NY.
- BLIGHT, Leaf. *Didymosporina aceris*, CT, PA.
- BLIGHT, Seedling; Smother. *Thelephora albido-brunnea*, NC, VA.
- BLIGHT, Sudden Oak Death. *Phytophthora ramorum*, CA.
- BLIGHT, Twig. *Macrophoma* sp., AR, NY.
- CANKER, Bark. *Aleurodiscus acerinus*, MA, VT; *Hymenochaete agglutinans*, CT, MI, MT.
- CANKER, Basal, Crown. *Phytophthora cinnamomi*, NJ; *P. cambivora*, NJ.
- CANKER, Bleeding. *Phytophthora cactorum*, CT, MA, NJ, NY, RI, VA.
- CANKER; DIEBACK. *Colletotrichum acutatum*, on Japanese maple, CT; *Coniothyrium negundinis*, IL, OK; *Cytospora* spp., MI; *Eutypella parasitica*, MI, MN, NH, NY, VT, WI; *Hypoxyton morsei*, MI, MN; *Fusarium* spp.; *Nectria cinnabarina*, cosmopolitan, often secondary; *N. coccinea*; *N. galligena*, widespread trunk canker; *Phomopsis* sp., OH; *P. acerina*, NY; *Physalospora* spp., secondary; *Sphaeropsis albescens*, IL, IA, KS, NY, ND, SD, WI; *Strumella coryneoidea*, MI, PA; *Schizoxylon microsporum*, Lake states; *Stegonsporium acerinum*, NJ.
- CANKER, Felt Fungus. *Septobasidium* spp., AL, FL, KY, LA, NC, SC, TN, VA.
- DAMPING-OFF. *Rhizoctonia solani*, cosmopolitan.
- DODDER. *Cuscuta gronovii*, on seedlings, NY.
- LEAF BLISTER. *Taphrina carveri*, AL, KY, MI, MO; *T. bartholomaei*, UT; *T. darkeri*, OR; *T. dearnessii*, black, GA, MI, MN, NC, NY, OK, PA, VA; *T. sacchari*, on sugar maple, AR, GA, IN, KS, ME, MI, MO, NH, NY, OH, PA, TN, WV, WI.
- LEAF SPOT. *Actinopelte dryina*, IL; *Alternaria* sp., secondary; *Cercospora negundinis*, KS, NE, WI; *C. saccharini*, MA; *Cercospora*

- aceris**, WA; **Cristulariella depraedens**, CT, NY; **C. pyramidalis**, FL; **Monochaetia desmazierii**, GA, NC, OK, TN; **Illosporium maculicola**, WA; **Laestadia brunnea**, NC, SC; **Leptothyrella acerinum**, OK; **Marssonina truncatula**, OR; **Pezizella oenotherae**, NY, NC, VA; **Phyllosticta minima**, eyespot, general; **P. negundinis**, ME to AL, TX, WI; **Piggotia negundinis**, leaf blotch, WI, WY; **Stilbella acerina**, PA; **Septoria aceris**, general; **Venturia acerina**, NY, PA, VA, WV, WI.
- LEAF SPOT, Tar. **Rhytisma acerinum**, general; **R. punctatum**, speckled, general.
- MISTLETOE. **Phoradendron serotinum (flavescens)**, common from NJ to FL, MO, TX.
- MISTLETOE. **Viscum album** on Big Leaf Maple (*Acer macrophyllum*) and Silver Maple (*A. saccharinum*), CA.
- NEMATODE. **Criconemoides** sp.; **Hemicyclophora** sp.; **Pratylenchus sp. thornei**; **Tylenchorhynchus** sp.; **Xiphinema** sp.
- NEMATODE, Root Knot. **Meloidogyne** sp., OR; **M. ovalis**, WI.
- NONPARASITIC. **Leaf Scorch**. Common on street and lawn trees, associated often with high temperature after a moist spring.
- Decline**. Frequently roadside salt injury.
- Frost Crack**. Gas Injury.
- PARASITIC LICHEN. **Strigula elegans** and **S. camplanata**, Southern U.S., LA.
- POWDERY MILDEW. **Phyllactinia corylea**, CA, IA, NC, OR, SD, VT; **Uncinula circinata**, ME to AL, MI, MO, TX; **Microsphaera alni**; **Sawadaea bicornis**, ID, WA; **S. tulasnei**, NY, Montreal, Canada.
- ROT, Heart, Sapwood, Wound. **Collybia velutipes**, CT, MA; **Daedalea** spp., northeastern and north central states, southward; **Daldinia concentrica**, cosmopolitan; **Fomes applanatus**; **F. connatus**; **F. igniarius**; **Ganoderma lucidum**, fatal to some street trees, NJ, NY; **Hericium erinaceus**, VT to MD, MI, MN; **Lenzites** spp.; **Pholiota adiposa**; **Pleurotus** spp.; **Polyporus** spp.; **Poria** spp.; **Steccherinum septentrionale**, general; **Stereum** spp.; **Schizophyllum commune**, cosmopolitan; **Ustulina vulgaris**, northeastern and north central states; **Valsa leucosomoides**, on tapped sugar maples.
- ROT, Root. **Armillaria mellea**, general; **Clitocybe tabescens**, GA, MO; **Helicobasidium purpureum**, TX; **Phymatotrichum omnivorum**, TX.
- ROT, Sapstreak. **Endoconidiophora virescens**; **Ceratocystis coerulea**.
- ROT, Seedling, Charcoal. **Macrophomina phaseoli**, IL.

VIRUS. **Peach Rosette; Tobacco Necrotic Ring Spot.**

WILT. **Verticillium albo-atrum**, widespread in cultivated trees, especially Norway maple.

Verticillium wilt is the most destructive maple disease and is particularly prevalent in street trees. The wilting may be confined to a single branch, which can be cut out, or may kill the whole tree. In removing dead trees, get all of the root system and replace with a different kind of tree. Leaf scorch is common on sugar maple in hot, windy weather; anthracnose may be conspicuous in wet weather.

---

## MARAH

VIRUS. **Wild Cucumber Mosaic**, CA, OR.

---

## MARANTA (*Calathea*)

LEAF SPOT. **Glomerella cincta**, NJ; **Phyllosticta** sp., NJ; **Drechslera setariae**, FL.

RUST. **Puccinia cannae** (II, III), FL.

---

## MARGUERITE (*Argyranthemum frutescens*)

BACTERIAL Crown Gall. **Agrobacterium tumefaciens**, IA, MD, NJ, NY, VA.

BACTERIAL, MLO. **Aster Yellows**, KS, NJ, NY, and **California Aster Yellows**, CA.

DOWNY MILDEW. **Peronospora radii**, CA.

NEMATODE, Root Knot. **Meloidogyne** sp.

POWDERY MILDEW. **Golovinomyces cichoracearum**, NJ.

VIRUS. **Beet Curly Top**, CA.

WILT. **Verticillium albo-atrum**, NJ.

---

## MARIGOLD (*Tagetes*)

BACTERIAL Leaf Spot. **Pseudomonas syringae** pv. **tagetis**, NC.

BACTERIAL, MLO. **Aster Yellows**, CT, NJ, NY, PA, WI; **California Aster Yellows**, CA.

BACTERIAL Wilt. **Pseudomonas solanacearum**, FL.

BLIGHT. **Alternaria tagetica**, SC.

BLIGHT, Head. **Botrytis cinerea**, AK, CT, NJ, PA; **Helminthosporium** sp., TX.

BLIGHT, Southern. **Sclerotium rolfsii**, FL, NJ, VA.

LEAF SPOT. **Alternaria tagetica**, SC, NJ; **Cercospora** sp., CT, **C. tageticola**, FL; **Septoria tageticola**, FL.

NEMATODE. **Aphelenchoides tagetae**, MD; **Paratylenchus micoletzkyi**, MD.

NEMATODE, Root Knot. **Meloidogyne hapla**, VA.

NONPARASITIC Air Pollution. **NO<sub>2</sub>**, **SO<sub>3</sub>**, **O<sub>3</sub>**, NC.

ROT, Charcoal. **Macrophomina phaseoli**, OK.

ROT, Root. **Pythium ultimum**, CA; **Rhizoctonia solani**, TX.

ROT, Stem; Wilt. **Sclerotinia sclerotiorum**, NY; **Phytophthora cryptogea**, NY; **Fusarium** sp., CA, NJ, NY.

RUST. **Coleosporium madaiae** (II, III), CA; 0, I on pine; **Puccinia tageticola** (II, III), TX.

VIRUS. **Cucumber Mosaic**, FL.

WILT. **Fusarium oxysporum** f. sp. **callistephi**, CA; **Verticillium albo-atrum**, NY; **V. dahliae**, AZ.

Marigolds are easy to grow without paying too much attention to disease. Cut fading flower heads off into a paper bag before the gray mold of *Botrytis* blight gets started.

---

### **MARIPOSA-LILY, GLOBE-TULIP (*Calochortus*)**

RUST. **Puccinia calochorti** (0, I, III), CA, OR, WA to NE, NM.

---

### **MARSHELDER (*Iva xanthifolia*)**

DOWNY MILDEW. **Plasmopara halstedii**, ND.

---

### **MARSH-MARIGOLD (*Caltha*)**

GALL, Leaf. **Synchytrium aureum**, WI.

LEAF SPOT. **Cercospora calthae**, WI; **Cylindrosporium** sp., NY; **Fabraea rousseauana**, CA, WI; **Ramularia calthae**, NY, WI.

POWDERY MILDEW. **Erysiphe polygoni**, MI, OH, WI.

RUST. **Puccinia areolata** (0, I, II, III), AK, CA, CO, WA; **P. calthae** (0, I, II, III), NY, NJ to IA, ND; **P. calthicola** (0, I, II, III), NY to IA, MN; **P. gemella** (III), AK, CA, ID, MT, OR, WA; **P. treleasiana** (III), CO, NV, UT, WA, WY.

---

## MATELEA

PARASITIC LICHEN. **Strigula elegans**; **S. complanata**, Southern U.S., LA.

---

## MATRICARIA (False Chamomile)

BACTERIAL, MLO. **California Aster Yellows**, CA.

NEMATODE, Root Knot. **Meloidogyne** sp., CA.

POWDERY MILDEW. **Golovinomyces cichoracearum**, WA; **Sphaerotheca macularis**, WA.

WHITE RUST. **Albugo tragopogonis**, CA, ND, OR.

---

## MATRIMONY-VINE (*Lycium halimifolium*)

LEAF SPOT. **Alternaria** sp., IA; **Cercospora lycii**, IA; **Phyllosticta lycii**, NY, OH.

POWDERY MILDEW. **Erysiphe polygoni**, CT, DE, MD, NJ, PA; **Microsphaera diffusa**, OH, PA, UT; **Sphaerotheca pannosa**, ID, WA.

RUST. **Puccinia tumidipes** (II, III), NY to AL, SD, TX; **P. globosipes** (II, III), PA.

---

## MAURANDYA

LEAF SPOT. **Septoria antirrhinorum**, TX.

---

## MAURITIUS-HEMP (*Furcraea*)

NEMATODE, Root Knot. **Meloidogyne** sp., MD.

**MAY-APPLE (*Podophyllum*)**

BLIGHT, Gray Mold. *Botrytis cinerea*, NJ.

BLIGHT, Leaf. *Septotinia podophyllina*, DE, MD, MO, NJ, NY, VA, WV.

LEAF SPOT. *Cercospora podophylli*, IL; *Glomerella cingulata*, DE; *Pezizella oenotherae*, VA; *Phyllosticta podophylli*, NY to AL, AR, WI; *Vermicularia podophylli*, TX, VA.

ROT, Stem. *Rhizoctonia* sp., MO.

RUST. *Puccinia podophylli*, general.

---

**MEADOW-BEAUTY (*Rhexia*)**

LEAF SPOT. *Cercospora erythrogena*, AL, DE, MS, TN; *Colletotrichum rhexiae*, DE; *Phyllosticta rhexiae*, FL.

---

**MEADOW-RUE (*Thalictrum*)**

DOWNY MILDEW. *Phytophthora thalictri*, CT, NY, WI.

LEAF SPOT. *Ascochyta clematidina* f. sp. *thalictri*, WI; *Cercospora fingens*, IL, WI; *Cercospora filiformis*, WI; *Cylindrosporium thalictri*, IN, KS, WI; *Gloeosporium thalictri*, WI; *Mycosphaerella thalictri*, NJ, NY, VT, WI; *Septoria thalictri*, KS.

POWDERY MILDEW. *Erysiphe polygoni*, MA to PA, IL, ND.

RUST. *Puccinia recondita* (0, I), CO, MI, northeastern and North central states; II, III on grasses; *P. septentrionalis* (0, I), CA, CO, IN, IA; II, III on *Polygonum*, *Tranzschelia pruni-spinosae* (0, I), CO, IN, IA, KS, NE, ND, OH, PA, SD; II, III on *Prunus*, *T. thalictri* (0, III), eastern and central states to CA, ID, MS, NM.

SMUT, Leaf and Stem. *Urocystis sorosporioides*, AZ, MA, NY, UT.

SMUT, White. *Entyloma thalictri*, CT, IL, IN, NY, WI.

---

**MEADOWSWEET (*Filipendula*)**

LEAF SPOT. *Cylindrosporium* sp.; *Septoria ulmariae*, CT.

POWDERY MILDEW. *Sphaerotheca macularis*, IN, NY, VT.

RUST. *Triphragmium ulmariae* (0, I, II, III), IN.

---

## MEDICAGO (Black Medic)

POWDERY MILDEW. *Oidium* sp., CA; *Erysiphe pisi* (on alfalfa), ID, OR.  
 ROT, Root. *Aphanomyces eutiches*, Race 2 (on alfalfa, IL; *Phoma sclerotoides*, WI.

VIRUS. **Tomato Ringspot**, VT.

---

## MEDLAR (*Mespilus*)

BACTERIAL Fire Blight. *Erwinia amylovora*, NY.

LEAF SPOT. *Fabraea maculata*, CA.

RUST. *Gymnosporangium clavipes*, NY.

---

## MELAMPODIUM (*Melampodium divaricatum*)

POWDERY MILDEW. *Oidium* sp., LA.

VIRUS. **Tomato Spotted Wilt**, LA.

---

## MELALEUCA

RUST. *Puccinia psidii*, FL; *Uromyces striatus* (on sweetclover), KS.

---

## MELILOTUS

BROOMRAPE. *Orobanche ramosa*, TX.

POWDERY MILDEW. *Oidium* sp., KS.

VIRUS. **Sweet Clover Latent**, IL.

---

## MELON, MUSKMELON, CANTALOUPE, CASSABRA (*Cucumis melo*)

ANTHRACNOSE. *Colletotrichum lagenarium*, general in East and South to AZ, CO, ND; *Marssonina melonis*, NY.

BACTERIAL Angular Leaf Spot. *Pseudomonas lachrymans*, CA, DE, IA, MD, MI, NJ, PA; *P. pseudoalcaligenes* subsp. *citrulli*, GA.

BACTERIAL FRUIT BLOTCH. *Acidovorax avenae* (syn. *Pseudomonas pseudoalcaligenes* subsp. *citrulli*, TX.

- BACTERIAL Rind Necrosis. **Erwinia** sp., GA, TX.
- BACTERIAL Soft Rot. **Erwinia aroideae** and **E. carotovora**.
- BACTERIAL Wilt. **Erwinia tracheiphila**, general east of Rocky Mts.; AZ to ID, WA.
- BLIGHT, Gummy Stem; Black Rot. **Mycosphaerella citrullina** (*M. melonis*), DE, FL, MA, NJ, NY, TX.
- BLIGHT, Leaf; Black Mold. **Alternaria cucumerina**, general.
- BLIGHT, Stem Gummy and Stem-End Rot. **Diplodia natalensis**, TX.
- BLIGHT, Southern. **Sclerotium rolfsii**, VA and OH to FL, TX.
- DAMPING-OFF. **Rhizoctonia solani**, CA, GA, NJ; fruit rot, FL, TX; **Pythium debaryanum**, CA, CT, IA, NJ, NY; **Fusarium equiseti**, CA.
- DECAY, Postharvest. **Epicoccum nigrum**, OK.
- DODDER. **Cuscuta arvensis**, MD.
- DOWNY MILDEW. **Pseudoperonospora cubensis**, general.
- LEAF SPOT. **Cercospora** sp., CO, GA, TX; **Phyllosticta** sp., GA, OH, TX; **Septoria cucurbitacearum**, DE, MA, MI, NH, NY, PA, VT, WI.
- LEAF SPOT, STEM NECROSIS, MELON NECROTIC SPOT VIRUS, Mexico, Guatemala, Honduras, Panama, and Uruguay.
- NEMATODE, Root Knot. **Meloidogyne arenaria**, **M. hapla**, NJ to FL, CA.
- NONPARASITIC. **Leaf Spot**. Magnesium deficiency, NY.
- POWDERY MILDEW. **Golovinomyces cichoracearum**, general.
- ROT, Charcoal. **Macrophomina phaseoli**, CA, OR, TX.
- ROT, Corky dry. **Fusarium semitectum**, FL.
- ROT, Fruit. **Fusarium** spp., general in market, also **Alternaria** spp.; **Monilia sitophila**, IN, NY; **Mucor** sp., NY; **Penicillium** spp., blue mold; **Phytophthora** spp.; **Rhizopus stolonifer**, cosmopolitan; **Trichoderma viride**, green mold; **Trichothecium roseum**, pink mold, occasional in market.
- ROT, Root. **Monosporascus cannonballus** and **Acremonium** sp., CA; **Phymatotrichum omnivorum**, TX; **Pythium periplocum**, CA.
- ROT, Root; Cottony Leak. **Pythium aphanidermatum**, AZ, CA, TX.
- ROT, Stem. **Sclerotinia sclerotiorum**, AR, MA, TX; **Cephalosporium** sp.
- SCAB. **Cladosporium cucumerinum**, occasional, East and central states.
- VIRUS. **Beet Curly Top**, AZ, CA, ID, OR, TX, WA; **Cucumber Mosaic**, general; **Muskmelon Mosaic**, general; **Tobacco Ring Spot**, KS, MD, NC, PA, WI; **Squash Mosaic**; **Watermelon Mosaic**; **Zucchini Yellow Mosaic**, CA, FL, NY; **Lettuce Infectious Yellows**, AZ, CA, TX; **Muskmelon Vein Necrosis**, CA; **Melon Necrotic Spot**; **Melon**



**Leaf Curl**, CA; **Papaya Ring Spot**, LA; **Watermelon Mosaic**, LA; **Cucurbit Leaf Curl**, AZ, TX; **Cucurbit Yellow Stunting**, TX.

WILT. *Fusarium oxysporum* f. sp. *melonis*, general Race 1 Colima, Mexico; *Verticillium albo-atrum*, CA, OR.

Melons belong to the cucurbit family and in general have the same diseases as cucumbers. Downy mildew is a problem on the moist East Coast, and powdery mildew may be a limiting factor in the arid Southwest. Although there are varieties resistant to powdery mildew, different physiological races of the fungus keep things complicated. Sulfur dust should not be used except on sulfur-resistant melon varieties. Mosaic is transmitted both by seed and aphids; purchase virus-free seed, eliminate weeds, and keep down insects.

---

## MELOTHRIA

DOWNY MILDEW. *Pseudoperonospora cubensis*, GA, OH, TX.

NEMATODE, Root Knot. *Meloidogyne* sp., FL.

POWDERY MILDEW. *Golovinomyces cichoracearum*, WI.

---

## MENTZELIA (Blazing Star)

LEAF SPOT. *Phyllosticta mentzeliae*, KS, TX; *Septoria mentzeliae*, KS, TX, WA.

ROT, Root. *Phymatotrichum omnivorum*, TX; *Rhizoctonia solani*, NJ.

RUST. *Puccinia aristidae* (0, I), AZ, CO; II, III on grasses; *Uredo floridana*, FL.

---

## MENZIESIA

GALL, Leaf. *Exobasidium vaccinii*, Pacific Northwest, AL, NC, VA, WV.

LEAF SPOT, Tar. *Melasmia menziesii*, MT, and WY to AK, OR; *Rhytisma* sp.

POWDERY MILDEW. *Microsphaera alni* var. *vaccinii*, AK, VA.

RUST. *Pucciniastrum myrtilli* (II, III), WV; 0, I on hemlock.

---

## MERTENSIA (Bluebells, Virginia Cowslip)

DOWNY MILDEW. *Peronospora* sp., MT.

LEAF SPOT. *Septoria poseyi*, OR.

POWDERY MILDEW. *Golovinomyces cichoracearum*, AL, CO, MT, PA, NV, NM, UT, WY.

ROT, Stem. *Sclerotinia sclerotiorum*, CO.

RUST. *Puccinia mertensiae* (III), CO, NV, UT, WY; *P. recondita* (0, I), ID, MT, OR; II, III on grasses.

SMUT, Leaf. *Entyloma serotinum*, IN, IA, MD, VA, WY.

VIRUS. **Cucumber Mosaic**, IL, NJ.

---

### **MESEMBRYANTHEMUM (Fig-Marigold)**

NEMATODE, Root Knot. *Meloidogyne* sp., AL, TX.

SOOTY MOLD. *Torula herbarum*, CA.

---

### **MESQUITE (*Prosopis*)**

BACTERIAL Crown Gall. *Agrobacterium tumefaciens*, TX.

BLIGHT, Leaf. *Cercospora prosopidis*; *Scleropycnium aureum*, AZ, TX.

LEAF SPOT. *Napicladium prosopodium*, TX; *Phyllosticta juliflora*, also pod spot, OK, TX; *Gloeosporium leguminum*, pod spot, TX.

MISTLETOE. *Phoradendron californicum*; *P. serotinum* (*flavescens*), TX to CA, and *P. tomentosum*, TX.

POWDERY MILDEW. *Leveillula taurica*; *Oidiopsis taurica*; *Uncinula prosopodis*, TX.

ROT, Heart. *Polyporus texanus*, CA, TX; *Fomes everhartii*, AZ, TX; *Schizophyllum commune*, TX; *Hypoxyylon diatrypeoides* (dieback, trunk rot), Mexico.

ROT, Root. *Phymatotrichum omnivorum*, TX.

RUST. *Ravenelia arizonica* (II, III), TX to CA; *R. holwayi* (0, I, II, III), TX to CA.

---

### **MIGNONETTE (*Reseda*)**

DAMPING-OFF, Root Rot. *Rhizoctonia solani*, CT.

LEAF SPOT. *Cercospora resedae*, MA to MS, IA, MO.

NEMATODE, Root Knot. *Meloidogyne* sp., FL.

WILT. *Verticillium albo-atrum*, NY.

---

### MILK THISTLE (*Silybum*)

VIRUS. **Tobacco Streak**, CA.

---

### MIKANIA (Climbing Hempweed)

LEAF SPOT. **Cercospora mikaniae**, MS; **Septoria mikanii**, CT, TX.

RUST. **Puccinia spegazzinii**, AL, FL, MS, NC.

---

### MILKWORT (*Polygala*)

ANTHRACNOSE. **Gloeosporium ramosum**, IN, NJ, WI.

LEAF SPOT. **Cercospora grisea**, MS, NJ, VA; **Septoria consocia**, IN, MI;  
**S. polygalae**, NY.

RUST. **Aecidium renatum**, NM; **Puccinia andropogonis** var. **polygalina**  
(0, I), IA, MI, WI; II, III on *Andropogon*; **P. pyrolae** (III), CT, ME, MI,  
NH, NY, WI.

---

### MIMOSA, SILK-TREE (*Albizzia julibrissin*)

CANKER; DIEBACK. **Nectria cinnabarina**, DC, NC, VA.

NEMATODE, Root Knot. **Meloidogyne arenaria** var. **thamesii**; **M. incognita**; **M. javanica**; **M. hapla**.

NEMATODE, Stubby Root. **Trichodorus primitivus**.

ROT, Heart. **Ganoderma lucidum**; Root, **Armillaria mellea**.

VIRUS. **Mimosa Striped Chlorosis**, AR.

WILT. **Fusarium oxysporum** f. sp. **perniciosum**, AL, AR, CA, GA, FL,  
MS, NJ, NC, SC, VA.

The mimosa wilt is one of the most devastating tree disease on record. The fungus is in the soil with no possibility of control by aerial spraying. The incidence of wilting is probably increased by nematodes. Resistant varieties Tryon and Charlotte have been released, but occasional specimens succumb to wilt. The fungus may also be seed-transmitted.

---

### MIMULUS (Monkey-Flower)

BACTERIAL, MLO. **California Aster Yellows**, CA.

BLIGHT, Gray Mold. **Botrytis cinerea**, AK.

LEAF SPOT. **Cercospora mimuli**, MO; **Ramularia mimuli**, CA, NY, OH, WY; **Septoria mimuli**, PA to MS, MO, NE.

NEMATODE, Leaf. **Aphelenchoides ritzemabosi**.

POWDERY MILDEW. **Golovinomyces cichoracearum**, CA, PA, UT.

RUST. **Puccinia andropogonis** (0, I), MO, WI; II, III on *Andropogon*; **Uredo** sp. (II), WI.

---

## MINT (*Mentha*)

ANTHRACNOSE. **Colletotrichum coccodes**, WA, WI.

CANKER, Stem. **Fusarium** sp., MI, WA; **Alternaria** sp., MI; **Phoma menthae**, OR.

LEAF SPOT. **Cercospora menthicola**, IL, TX; **Phyllosticta decidua**, occasional, ME to OH, IA, WI; **Ramularia menthicola**, CA, ME, MT, OR; **Septoria menthae** (*S. menthicola*), IN, WI.

NEMATODE. **Aphelenchoides parietinus**; **Paralongidorus sylphus**, OR; **Paratylenchus macrophallus**, OR.

NEMATODE, Root Knot. **Meloidogyne hapla**, OR.

POWDERY MILDEW. **Golovinomyces cichoracearum**, CO, IA, UT, WA; **Erysiphe galeopsidis**, IA; **Erysiphe orontii**, CA; **Erysiphe polygoni**, TX; **Sphaerotheca macularis**, WA.

RUST. **Puccinia menthae** (0, I, II, III), East and central states to TX and Pacific Coast, FL; **P. angustata** (0, I), CA, SD, WI; II, III on grasses.

SPOT ANTHRACNOSE. **Sphaceloma menthae**, IN, MD, MI.

VIRUS. **Tobacco Ring Spot**, IN; **Tomato Spotted Wilt**, OR; **Strawberry Latent Ringspot**, OR; **Mint Crinkle**.

WILT. **Verticillium albo-atrum** f. sp. **menthae** (*V. dahliae*), IN, MI, OR.

Rust is serious in mints grown commercially, in greenhouses or in the field. Overwintering spores can be killed by treating rhizomes with hot water. Spot anthracnose is largely controlled by thorough coverage when mint is plowed under in the fall. Mint in the backyard is too prolific for worry about disease.

---

## MISCANTHUS

BLIGHT **Leptosphaeria** sp. , MD.

---

## MISTLETOE (*Phoradendron*)

BLACK MILDEW. *Asterina phoradendricola*, FL.

BLIGHT, Brown Felt. *Herpotrichia juniperi*, CA.

BLIGHT, Leaf. *Sphaeropsis visci*, SC, TX; *Phyllosticta phorodendri*, CA.

BLIGHT, Twig. *Nectria cinnabarina*, TX.

CANKER. *Cystospora pinicola*, OR, WA; *Hymenochaete agglutinans*, AL.

CANKER, Felt Fungus. *Septobasidium pseudopedicellatum*, FL.

DODDER. *Cuscuta exaltata*, TX.

LEAF SPOT. *Cercospora struthanthi*, FL; *Exosporium phoradendri*, TX.

RUST. *Peridermium bethelii*, CO; *Uredo phoradendri*, CA, OR.

If you treasure mistletoe for Christmas greens, you will be sorry it has diseases; but if you consider mistletoe a pest, you'll wish the above list were longer.

---

## MISTLETOE, DWARF (*Arceuthobium* spp.)

BLIGHT, Brown Felt. *Herpotrichia juniperi*, CA.

RUST. *Peridermium bethelii*, CO.

SPOT, SHOOT, LESION. *Colletotrichum gloeosporioides*.

---

## MOCK-CUCUMBER (*Echinocystis*)

ANTHRACNOSE. *Colletotrichum lagenarium*, FL.

DOWNY MILDEW. *Plasmopara australis*, IA, KS, MN, OH, WI; *Pseudo-peronospora cubensis*, OH.

LEAF SPOT. *Cercospora echinocystis*, NY to FL, NE, WI; also fruit spot; *Septoria* spp., widespread; *Alternaria* sp., FL.

POWDERY MILDEW. *Golovinomyces cichoracearum*, WI.

VIRUS. **Beet Curl Top**, CA; **Cucumber Mosaic**, CA, CO, IL, IN, MI, NY, WI.

WILT. *Fusarium* sp., FL.

---

## MOCK-ORANGE (*Philadelphus*)

BACTERIAL Blight. *Pseudomonas syringae*, MN.

BLIGHT, Flower and Shoot. **Botrytis cinerea**, cosmopolitan.

BLOTCH, Sooty, **Sarcinella heterospora**, FL.

LEAF SPOT. **Ascochyta philadelphi**, NY; **Cercospora angulata**, MO, TX;

**Ramularia philadelphi**, TX, WA; **Septoria philadelphi**, ID, IA, MT.

NEMATODE, Root Knot. **Meloidogyne** sp.

POWDERY MILDEW. **Phyllactinia corylea**, GA, MT, WA.

ROT, Root. **Phymatotrichum omnivorum**, TX.

RUST. **Gymnosporangium speciosum** (0, I), CO, NM, UT; III on juniper.

---

### **MOCK-STRAWBERRY (*Duchesnea*)**

DOWNY MILDEW. **Peronospora potentillae**, NC.

GALL, Leaf. **Synchytrium globosum**, SC.

LEAF SPOT. **Pezizella oenotherae**, VA.

RUST. **Frommeella duchesneae** (0, I, II, III), NH to FL, KY; **Frommeella duchesneae**, IN.

---

### **MONARDA (Horse-Mint, Bee-Balm)**

BLIGHT, Southern. **Sclerotium rolfsii**, TX.

GALL, Leaf. **Synchytrium holwayi**, IA, WI.

LEAF SPOT. **Cercospora** sp., OK; **Phyllosticta decidua**, KS, NE, OK, TX, WI; **P. monardae**, KS; **Ramularia brevipes**, AL, TX.

POWDERY MILDEW. **Golovinomyces cichoracearum**, general.

RUST. **Puccinia angustata** (0, I), NE, WI; **P. menthae** (0, I, II, III), general from ME to MS. ID, TX, **P. monardae**.

VIRUS. **Mosaic**. Unidentified, IN; **Tomato Spotted Wilt**, PA.

---

### **MONARDELLA**

LEAF SPOT. **Phyllosticta monardellae**, CA.

RUST. **Puccinia menthae** (0, I, II, III), CA, NV, NM, OR, UT.

---

### **MONESES (Wood-Nymph)**

RUST. **Chrysomyxa pirolata** (II, III). AK, CO, ME, MI, MT, NM, WA, WY; 0, I on spruce.

---

## MONKSHOOD, ACONITE (*Aconitum*)

BACTERIAL Leaf Spot. *Pseudomonas delphinii*, ME, NJ.

DOWNY MILDEW. *Plasmopora pygmaea*, AK.

NEMATODE, Root Knot. *Meloidogyne* sp., NY, VT.

POWDERY MILDEW. *Erysiphe polygoni*, NY, TX, WV.

ROT, Root. *Phymatotrichum omnivorum*, TX; *Rhizoctonia solani*, CT, NJ.

ROT, Stem. *Sclerotinia sclerotiorum*, CO; *Sclerotium rolfsii*, CT, DE, MN, NJ, NY.

RUST. *Puccinia recondita* (0, I), CO, AK; II, III on grasses; *Uromyces lycocotoni* (0, I, II, III), CA, CO, TX, UT, WY.

SMUT, Leaf and Stem. *Urocystis carcinodes*, UT; *U. sorosporioides*, UT.

VIRUS. *Mosaic*, Unidentified, NY.

WILT, *Verticillium albo-atrum*, MA, NJ, NY, OH.

Verticillium wilt is doubtless more widespread in monkshood than the official reports indicate. The leaves dry along the stem, flowers are poor, and when the stem is cut across, blackened bundles are readily seen. The clumps do not die immediately but decline over a period of years.

---

## MONKSHOOD VINE (*Ampelopsis aconitifolia*)

DIEBACK. *Tubercularia nigricans*, NH, TX.

NEMATODE, Dagger. *Xiphinema index*.

---

## MONSTERA

ANTHRACNOSE. *Gloeosporium* sp., WA; *Colletotrichum* sp.

LEAF SPOT. *Macrophoma philodendri*, FL, MI.

---

## MONTIA (Indian Lettuce)

SMUT, Seed. *Ustilago claytoniae*, WA.

---

## MOONFLOWER (*Calonyction*)

LEAF SPOT. *Phyllosticta* sp., NJ.

NEMATODE, Leaf. **Aphelenchoides fragariae**, NJ.

NEMATODE, Root Knot. **Meloidogyne** sp., NJ, SC.

ROT, Root. **Phymatotrichum omnivorum**, TX.

RUST. **Coleosporium ipomoeae** (II, III), AL, NC, SC, TX; 0, I on pine.

WHITE RUST. **Albugo ipomoeae-panduratae**, FL.

---

### **MOONSEED (*Menispermum*)**

LEAF SPOT. **Cercospora menispermi**, NY to VA, KS, WI; **Colletotrichum sordidum**, WI; **Phyllosticta menispermicola**, IL; **Septoria abortiva**, IL, KS.

POWDERY MILDEW. **Microsphaera alni**, widespread.

SMUT, Leaf. **Entyloma menispermi**, PA to VA, KS, ND.

---

### **MOREA**

RUST. **Puccinia iridis**, FL.

---

### **MORINDA (*Royoc*, Indian-Mulberry)**

LEAF SPOT. **Cercospora morindicola**, FL.

SPOT ANTHRACNOSE. **Sphaceloma morindae**.

---

### **MORNING-GLORY (*Ipomoea*)**

BLIGHT. **Phytophthora ipomoeae**, Mexico (Metepéc).

BLIGHT, Blossom, Blight. **Choanephora compacta**, GA.

BLIGHT, Southern. **Sclerotium rolfsii**, TX.

BLIGHT, Thread. **Pellicularia koleroga**, FL.

CANKER, Stem. **Vermicularia ipomoeorum**, NY, PA; **Diaporthe phaseolorum** var. **cauliflora**, LA.

CHLOROTIC LEAF DISTORTION. **Fusarium lateritium**, NC.

LEAF SPOT. **Alternaria** sp., VA; **Cercospora alabamensis**, AL, FL, NJ; **Phyllosticta ipomoeae**, FL, KS, MS; **Septoria convolvuli**, FL, KS, PA, TX, WI.



NEMATODE, Root Knot. *Meloidogyne* sp.; *M. hapla*, AL, OK; *M. incognita*, LA.

NEMATODE. *Rotylenchulus reniformis*, LA.

ROT, Root. *Erwinia carotovora* subsp. *carotovora*, LA; *Phymatotrichum omnivorum*, TX; *Macrophomina phaseolina*, AZ; *Streptomyces ipomoea*, LA; *Ceratocystis fimbriata*, LA; *Fusarium oxysporum* f. sp. *batatas*, LA; *Plenodomus destruens*, LA; *Monilochaetes infuscans*, LA.

RUST. *Puccinia crassipes* (I, III), FL, GA, LA, SC; *Coleosporium ipomoeae* (II, III), NJ to FL, KS, TX; 0, I on pine; *Uredo laeticolor* (II), FL.

VIRUS. **Cucumber Mosaic**, FL; **Sweet Potato**; **Tomato Spotted Wilt – Impatiens Serotype** and **Lettuce Serotype**, FL; **Sweetpotato Feathery Mottle**.

WHITE RUST. *Albugo ipomoeae-panduratae*, NJ to AZ, NE.

WILT. *Fusarium* sp., TX.

---

### MOSS ROSE (*Portulaca grandiflora*)

VIRUS. **Alternanthera Mosaic**, FL, MD, PA.

---

### MOTHERWORT (*Leonurus*)

BLACK MILDEW. *Dimerosporium hispidulum*, TX.

LEAF SPOT. *Ascochyta leonuri*, LA; *Phyllosticta decidua*, OH, TX, WI; *Septoria lamii*, PA.

VIRUS. **Mosaic**. Unidentified, IN.

---

### MOUNTAIN-ASH (*Sorbus*)

BACTERIAL Fire Blight. *Erwinia amylovora*, widespread, VA.

BACTERIAL Crown Gall. *Agrobacterium tumefaciens*, CT, NJ.

BLIGHT, Leaf. *Fabraea maculata*, AK, MN, WV, WI.

BLIGHT, Twig. *Nectria cinnabarina*, corla spot, AK, NC; *Phomopsis* sp., MA; *Valsa leucostoma*, OH, WV.

CANKER. *Cytospora* sp., VA.

CANKER, Blister. **Nummularia discreta**, IA, MA.

CANKER, Branch; Fruit Rot. **Glomerella cingulata**, IN.

CANKER; DIEBACK. **Cytospora chrysosperma**, MN, MT, NE, NJ, WA; **C. leucostoma**, MT; **C. massariana**, ID; **C. microspora**, MT; **Fusicoccum** sp., IL.

CANKER, Trunk; Black Rot. **Cytospora rubescens**, IA; **Physalospora obtusa**, IN, MI, OH, CT to VA.

LEAF SPOT. **Alternaria** sp., IA; **Graphium sorbi**, NY, WI; **Phyllosticta globigera**, ID, WA; **P. sorbi**, IL, IA, ME, MO, OK, TX; **Septoria sorbi**, IA; **S. sitchensis**, ID.

MISTLETOE, European. **Viscum album**, CA.

POWDERY MILDEW. **Podosphaera oxycanthae** var. **tridactyla**, WA.

ROT, Heart. **Polyporus hirsutus**, MI, WA; **P. versicolor**, WI.

ROT, Root. **Armillaria mellea**, NJ; **Phymatotrichum omnivorum**, TX.

RUST. **Gymnosporangium cornutum** (0, I), ME to NJ, WI, MT to CO, AK, WA; III on juniper; **G. globosum** (0, I), OR; III on *Libocedrus*; **G. nelsonii** (0, I), MT, WA, WY; III on juniper; **G. nootkatense** (0, I), AK, OR, WA; III on *Chamaecyparis*; **G. tremelloides** (0, I), MT to CO, AK, WA.

SCAB. **Venturia inaequalis**, IL, MN, NY, WA.

Mountain-ash is quite susceptible to fire blight, but affected branches can usually be pruned out. Rust may appear on foliage in midsummer. If the mountain-ash is more desirable than the junipers nearby, the latter can be eradicated. Fertilizing will help the tree recover from a bout with *Cytospora* canker but may increase susceptibility to fire blight.

---

## **MOUNTAIN-HEATHER (*Phyllodoce*)**

BLIGHT, Brown Felt. **Herpotrichia nigra**, ID.

GALL, Leaf. **Exobasidium vaccinii-uliginosi**, OR.

---

## **MOUNTAIN-HOLLY (*Nemopanthus*)**

LEAF SPOT. **Ramularia nemopanthus**, NY.

LEAF SPOT, Tar. **Rhytisma ilicis-canadensis**, ME to WV, MI.

POWDERY MILDEW. **Microsphaera alni**, NY, WI.

ROT, Wood. **Poria inermis**, PA.

---

## MOUNTAIN-LAUREL (*Kalmia*)

- BACTERIAL LEAF SPOT. *Pseudomonas syringae*, OR.  
 BLIGHT, Flower. *Ovulinia azaleae*, AL, SC, AL.  
 BLIGHT, Leaf. *Phomopsis kalmiae*, NY to NC.  
 CANKER; Felt Fungus. *Septobasidium* sp., AL, TX.  
 GALL, Leaf. *Exobasidium vaccinii*, AK; *Synchytrium vaccinii*, red spot, NJ.  
 HEART, Rot, Wood Rot. *Fomes annosus*, NC.  
 LEAF SPOT. *Cercospora kalmiae*, CT to AL, TN; *Mycosphaerella colorata* (*Phyllosticta kalmicola*), CT to AL, IN, MI, TX; *Pestalotia kalmicola*, secondary, DE, NJ, PA, TX, WA; *Septoria angustifolia*, MA to AL, OH; *Rhytisma andromedae*, tar spot, VT.  
 NONPARASITIC. **Chlorosis**. Usually iron deficiency.  
 POWDERY MILDEW. *Microsphaeraalni* var. *vaccinii*, WI.  
 ROT, Root. *Armillaria mellea*, MD; *Corticium galactinum*, MD; *Phymatotrichum omnivorum*, TX; *Phytophthora lateralis*, NC; *P. cinnamomi*, VA; *P. palmivora*, VA.  
 ROT, Wood. *Polyporus versicolor*, VA; *Stereum rameale*, VA.  
 VIRUS. **Rhododendron Necrotic Ringspot**, OR.  
 Phomopsis leaf blight or blotch and *Mycosphaerella* (*Phyllosticta*) leaf spot are common and rather disfiguring on bushes in shade or under tree drip. In light cases, removal of spotted leaves is sufficient.

---

## MOUNTAIN-MAHOGANY (*Cercocarpus*)

- LEAF SPOT. *Septogloeum cercocarpi*, CA.  
 ROT, Wood. *Stereum hirsutum*, OR.  
 SPOT ANTHRACNOSE. *Sphaceloma cercocarpi*, CA.

---

## MOUNTAIN-MINT (*Pycnanthemum*)

- GALL, Leaf. *Synchytrium cellulare*, WI.  
 LEAF SPOT. *Cercoseptoria blephiliae*, WI; *Cercospora pycnanthemii*, AL.  
 RUST. *Puccinia angustata* (0, I), IN; *P. menthae* (0, I, II, III), MA to VA, AL, CA, IA, OK, TX.

---

## MOUNTAIN-SORREL (*Oxyria*)

RUST. *Puccinia oxyriae* (II, III), AK, CA, CO, ID, OR, UT; 0, I unknown.  
SMUT, Floral. *Ustilago vinosa*, AK, CA, CO, WA, WY.

---

## MULBERRY (*Morus*)

BACTERIAL Scorch. **Xylem limiting bacteria**, Mid-Atlantic and Southern U.S.; *Xylella fastidiosa*, CA.

BACTERIAL Hairy Root. *Agrobacterium rhizogenes*, NE.

BACTERIAL Leaf Spot. *Pseudomonas syringae* pv. **mori**, general.

BLIGHT, Berry; Popcorn Disease. *Ciboria carunculoides*, NC to FL, TX, VA.

BLIGHT, Twig. *Myxosporium diedickei*, TX, WA.

CANKER; Twig Blight. *Cytospora* sp., NJ, TX; *Dothiorella* sp.; **D. mori**, NJ, TX; *Gibberella baccata* var. **mori**, widespread; *Nectria* sp., widespread; **N. cinnabarina**, wide spread; *Sclerotinia* sp., TX.

LEAF SPOT. *Cercospora moricola*, PA to FL, NE, TX; *Cercospora mori*, NE, OK, TX; *Exosporium* sp., FL; *Mycosphaerella arachnoidea*, false mildew, GA, NC; **M. mori**, widespread; *Phyllosticta moricola*, KS; *Cytospora* sp., VA.

NEMATODE, Root Knot. *Meloidogyne* spp., NJ, NC, OK.

POWDERY MILDEW. *Phyllactinia corylea*, OH; *Uncinula geniculata*, NY to KS, AL.

ROT, Heart. *Polyporus farlowii*, AZ, NM; **P. hispidus**, CT; *Ganoderma applanatum*; *Hymenochaete agglutinans*, MD.

ROT, Root. *Armillaria mellea*, DE, NC, OK; *Helicobasidium purpureum*, TX; *Phymatotrichum omnivorum*, TX.

ROT, Wood. *Schizophyllum commune*, CA; *Stereum cinerescens*, MA.

RUST. *Cerotelium fici* (II), LA.

Bacterial leaf spot damages nursery trees having overhead irrigation; *Mycosphaerella* leaf spot sometimes defoliates older trees.

---

## MULLEIN (*Verbascum*)

DOWNY MILDEW. *Peronospora sordida*, NJ.

LEAF SPOT. *Cercospora verbasicola*, TX; *Phyllosticta verbasicola*, IN,

KS, TX; **Ramularia variabilis**, NY to MS, TX, WA; **Septoria verbasicola**, TX, NY to AL, MO, TX.

NEMATODE, Root Knot. **Meloidogyne** sp.

POWDERY MILDEW. **Golovinomyces cichoracearum**, PA; **Oidium** sp., NJ.

ROT, Root, **Phymatotrichum omnivorum**, TX.

VIRUS. **Tomato Ringspot**, VT.

## MUSHROOM, OYSTER (*Pleurotus*)

DRY BUBBLE. **Verticillium fungicola**, PA.

## MUSK-ROOT (*Adoxa*)

GALL, Leaf. **Synchytrium anomalum**, IA.

LEAF SPOT. **Phyllosticta adoxae**, CO.

RUST. **Puccinia adoxae** (III), CO, UT, WY; **P. argentata** (0, I), IA, MN, WI; II, III on *Impatiens*.

## MUSTARD GREENS (*Brassica juncea*)

BACTERIAL Black Rot. **Xanthomonas compestris**, FL, OH.

BACTERIAL, MLO. **Aster Yellows**.

BACTERIAL, Yellows. **Spiroplasma citri**, IL.

CLUB ROOT. **Plasmodiophora brassicae**, CA, CT, OH, TX, WA.

DAMPING-OFF. **Rhizoctonia solani**, cosmopolitan.

DOWNY MILDEW. **Peronospora parasitica**, CT, FL, IA, TX.

LEAF SPOT. **Cercospora brassicola**, IN, LA, NJ; **Cercospora brassicae**, CA, VA; **Alternaria brassicae**, CA, black spot; **Pseudocercospora capsellae**, CA, white spot.

NEMATODE, Root Knot. **Meloidogyne** sp., FL, MO, TX; **Heterodera schachtii**, UT.

POWDERY MILDEW. **Erysiphe polygoni**, AZ, CA, FL, TX.

ROT, Crown; Drop. **Sclerotinia sclerotiorum**, TX.

ROT, Root; Damping-off. **Aphanomyces raphani**, WI.

RUST. **Puccinia aristidae** (0, I), CO; II, III on grasses.

VIRUS. **Cauliflower Mosaic**; **Turnip Mosaic**; **Tobacco Stread**, CA.

WILT. **Fusarium** sp.

---

**MYRTLE (*Myrtus*)**

- LEAF SPOT. *Pestalotia decolorata*, LA.  
ROT, Stem. *Sclerotium rolfsii*, FL.  
ROT, Root. *Cylindrocladium pauciramosum*, CA.  
RUST, *Puccinia vincae*, CA.

---

**NANDINA**

- ANTHRACNOSE. *Glomerella cingulata*, TX.  
LEAF SPOT. *Cercospora nandinae*, AL, SC.  
NEMATODE, Root Knot. *Meloidogyne* sp., NC, TX.  
NONPARASITIC. *Chlorosis*. Alkaline soil, TX.  
POWDERY MILDEW. *Microsphaera berberidis* (*Erysiphe berberidis*), CA, Pacific Northwest.  
ROT, Root. *Phymatotrichum omnivorum*, TX.  
VIRUS. *Cucumber Mosaic*, MD, GA; *Nandina Mosaic*, CA; *Nandina Stem Pitting*, FL.

---

**NARCISSUS (Daffodil, Jonquil)**

- BACTERIAL Streak; Stem rot. Unidentified, WA.  
BLIGHT, Leaf; Fire. *Sclerotinia* (*Botrytis*) *polyblastis*, OR, WA; *Botrytis cinerea*; *Botryotinia polyblastis*, WA.  
LEAF SCORCH. *Stagonospora curtisii*, general, especially in East and South.  
LEAF SPOT, Blight; White Mold. *Ramularia vallisumbrosae*, OR, WA.  
NEMATODE, Bulb. *Aphelenchoides fragariae*, FL, GA, NC, SC; *A. sub-tenuis*, Pacific Coast; *Aphelenchus avenae*, secondary.  
NEMATODE, Bulb; Brown-ring Disease; Leaf "Spikkel". *Ditylenchus dipsaci*, in all commercial narcissus areas.  
NEMATODE, Lesion. *Pratylenchus pratensis*, OH, WA.  
ROT, Basal. *Fusarium oxysporum* f. sp. *narcissi*, general on hardy varieties.  
ROT, Black Bulb. *Sclerotinia sclerotiorum*; crown; wet scale, *Sclerotium rolfsii*, CA, FL, NY, VA.  
ROT, Large Scale Speck. *Stromatinia narcissi*, general in northern bulb areas.

ROT, Leaf and Stem. **Gloeosporium** sp., LA, NC.

ROT, Neck; Smoulder. **Sclerotinia narcissicola**, NJ, NY, OR, VA, WA; probably general except on polyanthus varieties.

ROT, Root and Bulb. **Armillaria mellea**, CA, OR, WA; **Aspergillus** spp., black mold; **Penicillium** spp., blue mold, in wounds; **Trichoderma viride**, green mold in scales, cosmopolitan after sunscald; **Rhizopus stolonifer**, soft rot, cosmopolitan after sunscald; **Cylindrocarpon radicum**, secondary root rot.

ROT, Small Scale Speck; Neck Rot. **Sclerotium** sp., general, especially in southern bulb districts.

VIRUS. **Narcissus Mosaic**, mild; **Narcissus Flower Streak**; **Narcissus Chocolate Spot**; **Narcissus Yellow Stripe**, Gray Disease, often called Mosaic, general; **White Streak**, general.

Control of narcissus diseases rests with the grower, who should, and usually does, supply the gardener with sound, healthy bulbs. Inspect all bulbs carefully before planting, making sure there are no dark sclerotia on the scales or the chocolate brown of Fusarium rot at the base. The bulb and stem nematode is controlled by treating in hot water.

---

## **NASTURTIUM (*Tropaeolum*)**

BACTERIAL Fasciation. **Clavibacter fascians**, CA.

BACTERIAL Leaf Spot. **Pseudomonas syringae** pv. **aptata**, ME, MN, MS, NJ, PA, VA.

BACTERIAL, MLO. **California Aster Yellows**, CA.

BACTERIAL Wilt. **Pseudomonas solanacearum**, FL, MD, NJ, NC, VA.

BLIGHT, Gray Mold. **Botrytis cinerea**, AK.

DODDER. **Cuscuta** sp., MO, NH.

LEAF SPOT. **Cercospora tropaeoli**, AL; **Heterosporium tropaeoli**, CA, NY; **Pleospora** sp., MS, NJ, OH.

NEMATODE, Root Knot. **Meloidogyne** spp., NJ, TX; **Heterodera schachtii**, root gall.

RUST. **Puccinia aristidae** (0, I), UT; II, III on grasses.

VIRUS. **Beet Curly Top**, CA, TX; **Tomato Spotted Wilt**, CA, MD, TX.

Compared with the almost inevitable affliction of black aphids, nasturtium diseases are insignificant.

**NECTARINE (*Prunus persica* var. *nectarina*)**

- BACTERIAL Canker. *Pseudomonas syringae*, CA.  
BACTERIAL Crown Gall. *Agrobacterium tumefaciens*, MO.  
BACTERIAL Leaf Spot; Canker. *Xanthomonas pruni*, OK.  
BACTERIAL, MLO. **Peach X-Disease**.  
CANKER. *Valsa leucostoma*, DC.  
LEAF CURL. *Taphrina deformans*, CA, OR, TX, WA.  
LEAF SPOT. *Cristulariella pyramidalis*, FL.  
LEAF SPOT; Shot Hole. *Coryneum carpophilum*, CA, OR, WA.  
NEMATODE, Lesion. *Pratylenchus thornei*, CA.  
NEMATODE, Root Knot. *Meloidogyne* sp., CA; usually resistant.  
POWDERY MILDEW. *Podosphaera oxycanthae*, ID, WA; *Sphaerotheca pannosa*, ID, NY, WA.  
ROT, Brown; Twig Blight. *Monilinia laxa*, CA, WA; *M. fructicola*, CT, NY, TX.  
ROT, Pink Mold. *Trichothecium roseum*, CA.  
ROT, Sour. *Geotrichum candidum*, CA; *Issatchenkia scutulata*, CA; *Kloeckera apiculata*, CA.  
SCAB. *Cladosporium carpophilum*, CT, DE, IL, NY, PA, TX.  
VIRUS. **Peach Mosaic; Peach Yellows; Peach Latent Mosaic Viroid**, WA; **Hop Stunt Viroid**, Ontario, Canada.

---

**NEMATANTHUS**

- LEAF SPOT. *Myrothecium roridum*, FL.  
VIRUS. **Tobacco Mosaic**, CA, CT, DC, FL, OH, WA.

---

**NEMESIA**

- BACTERIAL, Proliferation. *Rhodococcus fascians*, OR.

---

**NEMOPHILA (Baby Blue-Eyes)**

- POWDERY MILDEW. *Golovinomyces cichoracearum*, CA, NV, TX, WA.



---

## NEPHTHYTIS

LEAF SPOT. *Cephalosporium cinnamomeum*, FL, MD.

NEMATODE, Root Knot. *Meloidogyne incognita*.

ROT, Root. *Pythium splendens*, FL.

VIRUS. **Tomato Spotted Wilt**, PA.

Spraying with maneb should control the leaf spot.

---

## NERINE (Guernsey-Lily)

LEAF SCORCH; Red Blotch. *Stagonospora curtisii*, CA.

NEMATODE, Lance. *Hoplolaimus coronatus*, NC.

---

## NETTLE (*Urtica*, *Urtica*)

NEMATODE, Soybean Cyst.

---

## NEW ZEALAND FLAX (*Phormium tenax*)

ROT, Root. *Armillaria mellea*, CA.

---

## NEW ZEALAND SPINACH (*Tetragonia*)

BACTERIAL, MLO. **Aster Yellows**, NJ, NY.

LEAF SPOT. *Cercospora tetragoniae*, IN, MA; *Helminthosporium* sp., TX.

NEMATODE, Root Knot. *Meloidogyne* sp., TX.

VIRUS. **Beet Curly Top**, CA; **Mosaic**, DE, and **Rosette**, IN, unidentified.

---

## NICOTIANA (Flowering Tobacco)

BACTERIAL Blackfire. *Pseudomonas tabaci*, WI; *P. angulata*, WI.

BLACK SHANK. *Phytophthora parasitica* var. *nicotianae*, CT.

BLIGHT. *Phytophthora infestans*, NY.

DAMPING-OFF, STEM LESIONS. *Rhizoctonia solani*, GA.

DOWNY MILDEW. *Peronospora tabacina*, CA, TX.

LEAF SPOT. **Alternaria longipes**, TX; **Rhizoctonia solani**, NC; **Alternaria alternata**, CT, MA.

MOLD, Blue. **Peronospora tabacina**, GA.

NEMATODE, Root Knot. **Meloidogyne** sp., FL.

NEMATODE STUNT. **Globodera tabacum solanacearum**, VA, (also CT and Quebec, Canada on **Nicotiana tabacum**).

POWDERY MILDEW. **Oidium** sp., KY.

ROT, Root. **Phymatotrichum omnivorum**, TX; **Pythium myriotylum**, SC; in hydroponic.

STUNT. **Glomus macrocarpum**, KY.

VIRUS. **Beet Curly Top**, TX; **Tomato Spotted Wilt**, TN, TX, Impatiens and Lettuce serotypes, GA; **Tobacco Mosaic**, GA; **Tobacco Ring Spot**; **Tobacco Vein-Mottling**, NC; **Cucumber Mosaic**, FL; **Tobacco Mild Green Mosaic**, **Tobacco Vein-Banding Mosaic**, TN; **Tobacco Yellow Net**, CA; **Potato Leafroll**, Pacific Northwest, **Potato Virus A**, WA; **Blueberry Scorch**, British Columbia; **Rhynchosia Golden Mosaic**, Mexico; **Potato Virus Y**, GA.

WILT. **Pythium aphanidermatum**, NC.

---

### **NIGHT-BLOOMING CEREUS (*Hylocereus*)**

VIRUS. **Cactus Virus X**, CA.

---

### **NIGHTSHADE, Silverleaf (*Solanum elaeagnifolium*)**

Weed found in dry, open woods, prairie, waste places, and disturbed soil in Southwest, U.S.

NEMATODE, Foliar. **Nothanguina phyllobia**, TX.

VIRUS. **Tomato Spotted Wilt**, CA.

---

### **NIGHTSHADE, HAIRY AND CLIMBING (*Solanum sarachoides*, *S. dulcamara*)**

BLIGHT. **Phytophthora infestans**, ME, NY.

VIRUS. **Potato Leafroll**, Pacific Northwest.

---

### NINEBARK (*Physocarpus*)

LEAF SPOT. *Cercospora spiraea*, IN; *Marssonina neilliae*, CA, TX, WI;  
**M. lonicerae**, OR; *Phyllosticta opulasteris*, ID; *Ramularia spiraeae*,  
 MI, NY, WI.

POWDERY MILDEW. *Sphaerotheca macularis*, MA to WI.

ROT, Root. *Phymatotrichum omnivorum*, TX.

ROT, Wood. *Fomes conchatus*, NY.

---

### NOTHOSCORDUM (False Garlic)

ANTHRACNOSE. *Colletotrichum circinans*, OK.

RUST. *Uromyces hordeinus* (0, I), KS, OK, TX; II, III on grasses; *U. primaverilis* (0, I, III), IL, MO, TX.

VIRUS. *Nothoscordum Mosaic*, LA.

---

### NUTSEDGE (*Cyperus rotunders*)

BLIGHT, Flower. *Balansia cyperi*, LA.

LEAF SPOT. *Dactylaria higginsii*, FL; *Sclerotinia minor*, NC.

NEMATODE, Cyst. *Heterodera moths*, GA.

NEMATODE, Root-knot. *Meloidogyne graminicola*, GA.

ROT, ROOT. *Pythium arrhenomanes*, LA.

RUST. *Puccinia canaliculata*, GA.

VIRUS. *Impatiens Necrotic Spot Phytoplasma*, GA.

---

### NYMPHOIDES (Floating-Heart)

RUST. *Puccinia scirpi* (0, I); II, III on *Scirpus*, FL.

SMUT, Leaf. *Burrillia decipiens*, NJ.

---

### OAK (*Quercus*)

ANTHRACNOSE; Leaf and Twig Blight. *Gnomonia quercina* (*Gloeosporium quercinum*), general.

BACTERIAL Canker. Unidentified, IL.

BACTERIAL Crown Gall. *Agrobacterium tumefaciens*, MD, MI.

- BACTERIAL Drippy Nut. *Erwinia quercina*, CA, on live oak.
- BACTERIAL Leaf Scorch. *Xylella fastidiosa*, DC, FL, GA, KY.
- BACTERIAL Wetwood. *Erwinia nimipressuralis*, VA.
- BLACK MILDEW. *Morenoella quercina*, SC to FL, GA, TX; *Irenina manca*, MS.
- BLIGHT, Sudden Oak Death. *Phytophthora ramorum*, (also branch canker) CA, OK.
- BLIGHT, Twig. *Cryptocline cinerescens*, CA; *Diplodia longispora*, NY to NC, IL, WI; *D. quercina*, CA; *Discula quercina*, CA.
- CANKER, Bark. *Aleurodiscus oakesii*, NY to IL, CA, IA; *A. candidus*; *A. acerinus*; *A. griseo-canus*; *Dichaena quercina*, NJ.
- CANKER, Basal. *Cryphonectria parasitica*, PA.
- CANKER, Bleeding. *Phytophthora cactorum*, FL, MA, NY; *P. cinnamomi*, FL.
- CANKER, Branch. *Endothia gyrosa*, VA.
- CANKER, Branch; Decline; Dieback. *Botryodiplodia gallae*, MI; *Cephalosporium* sp.; *Hyalodendron* sp.
- CANKER, Chestnut. *Endothia parasitica*, MS, SC, VA.
- CANKER, Felt Fungus. *Septobasidium* spp., NC to FL, LA.
- CANKER, Trunk. *Nectria galligena*; *Strumella coryneoides* (*Urnula craterium*).
- CANKER, Twig. *Cytospora chrysosperma*, NJ, RI; *Endothia parasitica*, occasional; *Dothiorella quercina*, MD, VA; *Fusarium solani*; *Physalospora glandicola*, MD; *P. obtusa*, MN, VA; *P. rhodina*, VA; *Pseudovalsa longipes*; *Pyrenochaete venuta*; *Coryneum japonicum*, FL.
- DECLINE. *Hypoxylon atropunctatum*, *H. punctulatum*, *H. mediterraneum*, VA.
- DODDER. *Cuscuta* spp., occasional in forest nurseries.
- LEAF BLISTER. *Taphrina caerulescens*, Northeast to North central and Gulf states; also CA, CO, GA, UT, WY.
- LEAF SPOT. *Actinopelte dryina*, occasional; *Acantharia echinata*, black, on live oak; *Cercospora macrochaeta*, CA; *Cylindrosporium microspilum*, *C. kelloggii*, CA; *Ciborinia (Sclerotinia) candolleana*; *C. hirtella*; *Dothiorella phomiformis*, widespread; *Gloeosporium septorioides*; *Marssonina martini*, general; *Leptothyrella californicum*, on live oak, CA; *Monochaetia desmazierii*, widespread; *Mycosphaerella* sp; *Phyllosticta* spp.; *Septogloeum defolians*, CA; *S. querceum*, WI; *Septoria* spp.; *Venturia orbicula*, NY to VA, OH.

- MISTLETOE. **Phoradendron serotinum (flavescens)**, NC to FL, TX; **P. villosum**, CA.; **P. tomentosum**, TX; **Psittacanthus macrantherus**, Sinaloa, Mexico.
- MOLD, Leaf. **Cladosporium brevipes**; **C. herbarum**.
- NEMATODE, Dagger. **Xiphinema americanum**, Southeast.
- NEMATODE, Ring. **Criconemoides annulatum**; **C. teres**; **Hemicriconemoides biformis**.
- NEMATODE, Root. **Hoplolaimus coronatus**; **Pratylenchus** sp.; **Meloidogyne** sp.
- NONPARASITIC Chlorosis. Iron deficiency, especially in pin oaks.
- PARASITIC LICHEN. **Strigula elegans** and **S. complanata**, Southern U.S., LA.
- POWDERY MILDEW. **Erysiphe trina**, witches' broom, on live oak, CA; **Microspheera alni**, widespread; **Phyllactinia corylea**, widespread; **Sphaerotheca lanestrus**, "brown mildew," serious on coast live oak, AL, CA, MS, NC; **Saccardia quercina**, AZ, GA.
- ROT, Heart. **Daedalea quercina**, widespread, other species; **Fistulina hepatica**; **Fomes** spp.; **Hericium erinaceus**; **Polyporus** spp.; **Stereum** spp.
- ROT, Heart. **Phlebia chrysocrea**, eastern U.S. (PA to FL) and WI to MS.
- ROT, Root. **Armillaria mellea**, widespread; **Clitocybe tabescens**, FL, MO, OK; **C. olearia**, CA; **Corticium galactinum** and other spp.; **Phytophthora cinnamomi**, of seedlings.
- ROT, Root and Collar. **Phytophthora cinnamomi**, CA.
- ROT, Wood. **Daldinia concentrica**; **D. vernicosa**; **Hypoxylon atropunctatum**; **Lentinus tigrinus**; **Linzites betulina** and other species; **Schizophyllum commune**; **Steccherinum ochraceum**.
- RUST. **Cronartium quercuum (C. cerebrum)** II, III, widespread; 0, I on pines; **C. fusiforme** (II, III), southern states; **C. strobilinum** (II), AR, FL, IL, IA, KS, MS, MO; 0, I on long-leaf pines; **C. conigenum** (II, III), AZ; 0, I on pine cones.
- RUST, Fusiform. **Cronartium fusiforme**, GA.
- SPOT ANTHRACNOSE. **Elsinoë quercus-falcatae**, on southern red oak, GA, NC; **E. quercicola**, FL.
- VIRUS. **Oak Ringspot**, AR.
- WILT, Dieback. **Fusarium oxysporum** or **F. solani**, VA; also canker; **Phytophthora europa** (also yellowing and dieback), North Central U.S., MN, OH, PA, WV, WI.

WILT, Oak. **Ceratocystis fagacearum** (*Chalara quercina*), AR, FL, IL, IN, IA, KS, KY, MD, MI, MN, MO, NE, NC, OH, OK, PA, SC, TN, VA, WV, WI.

WITCHES' BROOM. **Articularia quercina** var. **minor**. AZ, NM, UT.

Oak wilt is our most serious disease with red and black oaks often dying the first season symptoms appear. Anthracnose is general, most severe on white oak, defoliating in wet seasons. Leaf blister, important in the South, can be prevented by a single dormant spray. Powdery mildew, due to *Sphaerotheca lanestris*, is important in California, where it produces witches' brooms on live oaks. The honey mushroom, *Armillaria mellea*, sometimes called the oak fungus, causes "shoestring" root rot. Strumella canker is frequent in forest trees, sometimes found in ornamentals.

---

### **OCOTILLO, COACH-WHIP, CANDLEWOOD (*Fouquieria*)**

ROT, Root. **Phymatotrichum omnivorum**, TX.

RUST. **Aecidium cannonii** (0, I), AZ.

---

### **OENOTHERA (Evening-Primrose)**

BLIGHT, Gray Mold. **Botrytis cinerea**, AK.

DODDER. **Cuscuta arvensis**, OK.

DOWNY MILDEW. **Peronospora arthuri**, MA to MS, KS, MT, NE, OK, SD.

GALL, Leaf. **Synchytrium fulgens**, AL, KS, LA, MS, NC, OK, TX to CA.

LEAF SPOT. **Alternaria tenuis**, secondary, NJ; **Cercospora oenotherae**, AL, KS, TX, WV; **C. oenotherae-sinutae**, AL, NC; **Pezizella oenotherae**, GA, MD, NC, SD, VA; **Pestalotia oenotherae**, OH, OK; **Septoria oenotherae**, ME to FL, CA, NM, OK, SD, UT.

POWDERY MILDEW. **Erysiphe polygoni**, general.

ROT, Root. **Phymatotrichum omnivorum**, TX; **Rhizoctonia solani**, TX; **Sclerotinia minor**, NC.

RUST. **Aecidium anograe** (0, I), NE; **Puccinia aristidae** (0, I), AZ, NV; II, III on grasses; **P. dioicae** (0, I), ME to AL, CA, CO, ND, TX; II, III on *Carex*; **P. oenotherae** (0, I, II, III), CO, CA to MT, WA; **Uromyces plumbarius** (0, I, II, III), general.

VIRUS. **Mosaic**. Unidentified, PA.

---

## **OHIA (*Metrosideros* spp.); also *Eugenia*, *Syzygium* and *Psidium* spp. in Myrtaceae Family**

RUST. *Puccinia psidii*, HI.

---

## **OKRA (*Hibiscus esculentus*)**

ANTHRACNOSE. *Colletotrichum gloeosporioides*, pod spot, FL, PA; *C. hibisci*, dieback, TX.

BLIGHT, Blossoms. *Choanephora cucurbitarum*, FL, GA, TX.

LEAF SPOT. *Ascochyta abelmoschi*, GA, MD, NJ, NY, pod spot; *Alternaria* sp., secondary, FL, OH, PA, SC, UT; *Cercospora abelmoschi* (*C. hibisci*), NC to FL, TX; *C. malayensis*, VA to FL, OK, TX; *Corynespora cassiicola*; *Phyllosticta hibiscina*, AL, IL, NJ, NC, OK.

NEMATODE, Root Knot. *Meloidogyne incognita*, general.

POWDERY MILDEW. *Golovinomyces cichoracearum*, CT, NJ, NC, PA.

ROT, Charcoal. *Macrophomina phaseoli*, TX.

ROT, Pod. *Botrytis* sp., NY.

ROT, Root. *Phymatotrichum omnivorum*, TX; *Rhizoctonia solani*, damping-off, AL, FL; *Thielaviopsis basicola*, NJ.

ROT, Stem. *Sclerotinia sclerotiorum*, MA.

VIRUS. **Tobacco Ring Spot**, GA, VA; **Yellow Mottle**, Mexico.

WILT. *Fusarium oxysporum* f. sp. *vasinfectum*, CT to FL, AZ, TX; *Verticillium albo-atrum*, widespread.

---

## **OLEANDER (*Nerium*)**

ANTHRACNOSE, Leaf Spot. *Gloeosporium* sp., MA, MS, NJ, TX.

BACTERIAL Knot. *Pseudomonas syringae* pv. *tonelliana*, AZ, CA, CT.

BACTERIAL, Leaf Scorch. *Xylella fastidiosa*, FL.

BLIGHT, Stem and Leaf. *Pseudomonas syringae*, CA.

CANKER; Witches' Broom. *Sphaeropsis* sp., FL.

DODDER. *Cuscuta indecora*, FL.

LEAF SPOT. *Alternaria* sp. (*Macrosporium nerii*), AL, CA, FL, GA, MS; *Cercospora neriella*, also pod spot, AL, FL, LA, TX; *Phyllosticta neri*, FL, LA, MI, TX; *Septoria oleandrina*, CA, FL, LA.

ROT, Root. *Clitocybe tabescens*, FL; *Phymatotrichum omnivorum*, TX.

ROT, Stem. **Calonectria crotalariae**, CA.

SOOTY MOLD. **Capnodium elongatum**, AL, FL.

SPOT ANTHRACNOSE, Scab. **Sphaceloma oleandri**, LA.

---

## **OLIVE (*Olea*)**

ANTHRACNOSE. **Gloeosporium olivarum**, CA.

BACTERIAL Knot. **Pseudomonas syringae** pv. **savastanoi**, CA.

BLACK MILDEW; Leaf Spot. **Asternia oleina**, FL, GA.

DODDER. **Cuscuta indecora**, CA.

LEAF SPOT. **Cycloclonium oleaginum**, peacock spot, CA; **Cercospora caldosporioides**, also fruit spot, CA.

NEMATODE, Citrus. **Tylenchulus semipenetrans**.

NEMATODE, Lesion. **Pratylenchus musicola** (*P. coffeae*), CA.

NEMATODE, Root Knot. **Meloidogyne** sp., CA.

NONPARASITIC **Bitter Pit** and **Dry Rot** of fruit. Overnutrition

**Exanthema**. Dieback. Deficiency of organic matter.

**Fruit Pit**. Boron deficiency.

**Soft Nose**. Blue Nose. Moisture supply. On variety Sevillano only.

ROT, Root. **Armillaria mellea**, CA, TX; **Phymatotrichum omnivorum**, TX; **Polyporus olaea**, CA.

VIRUS. **Sickle Leaf**.

WILT. **Verticillium albo-atrum**, CA.

---

## **ONCOBA**

ROT, Root. **Phymatotrichum omnivorum**, TX.

---

## **ONION (*Allium cepa*)**

BACTERIAL, MLO. **Aster Yellows** and **California Aster Yellows**, widespread.

BACTERIAL Rot; Slippery Skin. **Pseudomonas alliicola**, MA, NY, WA; **P. cepacia**, sour skin, scale rot, NY; **Enterobacter cloacae**, bulb decay, CO.

BACTERIAL Soft Rot. **Erwinia carotovora**, widespread in field, transit, storage.



- BACTERIAL, Yellows. **Spiroplasma citri**, CA.
- BACTERIAL Leaf Blight. **Xanthomonas campestris**, CA, FL, HI, TX; **X. axonopodis**, GA; **Pantoea ananatis**, CO.
- BLIGHT, Southern. **Sclerotium rolfsii**, AL, CA, GA, OK, TX.
- BLOTCH, Purple, Brown. **Alternaria porri**, ME to MS, CO, TX, UT; **A. tennis**, CO; **A. tenuissima**, CO.
- DAMPING-OFF. **Pythium** spp., ID, MA, NY; **Rhizoctonia solani**, occasional.
- DECAY, Bulb; internal. **Enterobacter cloacae**, CA.
- DODDER. **Cuscuta** spp., widespread.
- DOWNY MILDEW. **Peronospora destructor**, general.
- LEAF BLIGHT; Bulb Rot. **Pantoea agglomerans**, GA.
- LEAF SPOT. **Heterosporium allii**, CA, CO, WA; **Phyllosticta allii**, IL, NM; **Stemphylium vesicarium**, TX.
- NEMATODE, Bulb. Onion Bloat. **Ditylenchus dipsaci**, NY, TX.
- NEMATODE, Root Knot. **Meloidogyne incognita**.
- NEMATODE, Sting. **Belonolaimus gracilis**.
- NEMATODE, Stubby Root. **Paratrichodorus christiei**.
- NONPARASITIC. **Blast**, of inflorescence. Appears in Connecticut Valley when bright sun follows cloudy weather. Air pollution in NJ.
- Chlorosis**. Copper deficiency, FL, NY; Manganese deficiency, NY, RI.
- Scald**. High temperature, general in summer.
- Stain**, alkali spot. Contact with alkaline materials or ammonia fumes in transit.
- POWDERY MILDEW. **Oidiopsis taurica**, CA; **Leveillula taurica**, ID, Pacific Northwest.
- PHYTOPLASMA. **Aster Yellows**, **Clover Proliferation**, TX.
- ROT, Basal. **Fusarium oxysporum** f. sp. **cepae**, other species, widespread.
- ROT, Black Stalk, Tip Blight, Seed Mold. **Stemphylium botryosum**, AR, CA, LA, NH, TX, WA.
- ROT, Charcoal. **Macrophomina phaseoli**, CA, OK, TX.
- ROT, Dry. **Diplodia natalensis**, TX; **Helminthosporium allii**, also canker.
- ROT, Neck; Gray Mold. **Botrytis allii**, CA, LA, NJ, TX; **B. cinerea**; Small Sclerotial; Leaf Blight, **B. (Botryotinia, Sclerotinia) squamosa**, occasional; **B. porri**, WA.
- ROT, Pink Root. **Pyrenochaeta terrestris**, widespread.
- ROT, Root. **Thielaviopsis basicola**, TX.
- ROT, Smudge. **Colletotrichum circinans**, general.

ROT, Soft. **Kluyveromyces marxianus** var. **marxianus**, OR, WA.

ROT, Various, of bulbs. **Aspergillus niger**, black mold, general in market; **Penicillium** spp., blue mold; **Rhizopus stolonifer**, soft, after sunscald or freezing; **Sclerotinia sclerotiorum**, watery soft; **Fusarium proliferatum**, bulb rot, WA.

ROT, White. **Sclerotium cepivorum**, CA, KY, LA, NJ, NY, OH, OR, PA, TX, VA.

RUST. **Puccinia asparagi** (0, I, II, III), CA, CT, IA, KS, MN; **P. allii** (*P. porri*) (II, III), CA, CT, NE.

SMUT. **Urocystis cepulae**, general; **U. colchici**.

VIRUS. **Onion Yellow Dwarf**; Scape Blight caused by **Impatiens Necrotic Spot** and other Tospovirus isolate/strain, ID, including Iris Yellow Spot, CO, GA, ID, NM, OR, TX, WA (also on wild onions, **Allium pskense**, **A. vavilovii**, and **A. altaicum**).

VIRUS. **Onion Yellow Spot**, Tospovirus, TX.

Smut is the most general onion disease, but it seldom afflicts onions grown from sets, the usual method for a small garden. Growing colored instead of white onions avoids smudge and neck rots to some extent. Sweet Spanish onions are resistant to pink root and yellow dwarf.

---

## **ONOSMODIUM (Marbleseed)**

ROT, Root. **Phymatotrichum omnivorum**, TX.

RUST. **Puccinia recondita** (0, I), CO, KS, NE, ND.

---

## **OPLISMENUS (Basket-grass)**

LEAF SPOT, Tar. **Phyllachora punctum**, FL, LA.

---

## **ORANGE**

► Citrus Fruits.

---

## **ORCHIDS (*Dendrobium*)**

BLIGHT, Flower and Leaf; Rot, Root. **Fusarium proliferatum**, **F. solani**, **F. oxysporum**, **F. subglutinans**, HI.

## ORCHIDS (Imported Species)

- ANTHRACNOSE; Leaf and Stem Spot. **Colletotrichum cinctum** and **C. gloeosporioides** (*Glomerella cincta* and *G. cingulata*), general; **Gloeosporium affine**, FL; **G. cattleyae**, VA.
- BACTERIAL Brown Rot. **Erwinia cypripedii**; **Burkholderia gladioli**.
- BACTERIAL Brown Spot. **Pseudomonas cattleyae**, common on *Cattleya*, severe on *Phalaenopsis*.
- BACTERIAL Leaf Scorch and Pseudobulb Rot. Unidentified.
- BACTERIAL Soft Rot. **Erwinia carotovora**, serious on *Cattleya* and other general; **Burkholderia gladioli** (also leaf spot), HI.
- BLIGHT, Petal. **Botrytis cinerea** (*Sclerotinia fuckeliana*), spotting common on older flowers; **Glomerella** sp., black spot of *Vanda* orchids.
- BLOTCH, Sooty. **Gloeodes pomigena**.
- DODDER. **Cuscuta gronovii**; Laurel-Dodder. **Cassytha filiformis**.
- LEAF ROT. **Sclerotinia rolfsii**, FL.
- LEAF SPOT. **Cercospora epipactidis**; **C. cypripedii**; **C. peristeriae**; **C. dendrobii**; **C. odontoglossi**; **Chaetodiplodia** sp.; **Phyllostictina pyriformis**; **Physalospora** spp., also stem decay; **Diplodia laeliocattleyae**; **Phyllosticta** spp.; **Selenophoma** spp.; **Septoria selenophomoides**; **Volutella albido-pila**.
- FLYSPECK. **Microthyriella rubi**.
- NEMATODE, Lesion. **Pratylenchus pratensis**; **P. scribneri**.
- NONPARASITIC. **Cattleya Dry Sepal**. Industrial fumes.
- ROT, Black; Leaf and Heart. **Phytophthora cactorum**; **Pythium ultimum**, serious on *Cattleyas*; **P. splendens**.
- ROT, Dry. **Nectria bulbicola**, secondary.
- ROT, Root. **Rhizoctonia solani**; Soft, **Fusarium moniliforme**, CA.
- ROT, Stem; Southern Blight. **Sclerotium rolfsii**.
- RUST. **Uredo behnickiana** (II), FL, NJ, NY; **U. epidendri** (II) FL; **U. guacae** (II), FL; **U. nigropuncta** (II), FL; **Sphenospora kevorkianii**, FL; **S. mera**, FL; **S. saphena**, FL.
- SNOW MOLD. **Ptychogaster** sp. Potting fiber mold.
- SOOTY MOLD. **Capnodium citri**.
- VIRUS. **Cymbidium Mosaic**, CA, HI; **Orchid Fleck**; **Mild Cattleya Color-Break**; **Severe Cattleya Color-Break**; **Cattleya Blossom Brown Necrotic Streak**; **Odontoglossum Ring Spot**, HI; **Oncidium Ring Spot**; **Tomato Spotted Wilt**, HI; **Vanda Ring Spot**; **Spiranthes Mosaic**, MD.

WILT. **Fusarium oxysporum** f. sp. **cattleyae**, CA, FL, OH; **F. moniliforme**.

When dividing plants use a “hot knife” or disinfest between cuts; keep new orchids isolated; sterilize or fumigate the potting medium and disinfest the bench. Destroy plants seriously affected by rusts.

---

### ORCHIDS (Native Species)

LEAF SPOT. **Cercospora cyripedii**, NY, WI; **Fusicladium aplectri**, DE; **Mycosphaerella cyripedii**, NY; **Phyllosticta aplectri**, DE; **Septoria calypsonis**, MI.

RUST. **Puccinia praegracilis** (*Aecidium graebnerianum*) (I), AK, CA, MT, OR, WA; **P. cyripedii** (II, III), IN, IA, MI, NJ, VA, WI; **Uredo goodyerae** (II, III), CA, CO, NM, OR, WA.

---

### OREGANO, SWEET MARJORAM (*Origanum*)

RUST. **Puccinia menthae**, CA, FL.

---

### OSAGE-ORANGE (*Maclura*)

BLIGHT, Leaf. **Sporodesmium maclurae**, MO, SC, TX; **Botrytis cinerea**, OR, gray mold on stems.

DAMPING-OFF. **Pythium ultimum**, NE; **Rhizoctonia solani**, NE.

LEAF SPOT. **Cercospora maclurae**, AL; **Ovularia maclurae**, AL, LA, TX; **Phyllosticta maclurae**, MO, NJ.

MISTLETOE. **Phorodendron tomentosum**, TX; **P. serotinum** (**flavescens**), TX.

ROT, Root. **Phymatotrichum omnivorum**, TX.

RUST. **Cerotelium fici** (II), SC to FL and TX.

WILT. **Verticillium** sp., CT.

---

### OSIER, BASKET-WILLOW (*Salix*)

CANKER. **Cryptomyces maximus**, Blister; **Valsa salicina**, Twig, Branch, CA, IA.

RUST, Leaf. **Melampsora abieti-capraearum**, NY, PA.

---

## **OSOBERRY (*Osmaronia*)**

LEAF SPOT. *Cylindrosporium nuttallii*, CA to OR, WA; *Gloeosporium osmaroniae*, WA.

POWDERY MILDEW. *Phyllactinia corylea*, OR.

---

## **OWLS CLOVER (*Orthocarpus*)**

LEAF SPOT. *Ascochyta garrettiana*, OR, UT.

RUST. *Cronartium coleosporioides* (II, III), CO, ID, UT; 0, I on pine.

---

## **OXALIS (Wood-Sorrel)**

BLIGHT, Gray Mold. *Botrytis cinerea*, AK.

LEAF SPOT. *Cercospora oxalidiphila*, WI; *Phyllosticta guttulatae*, VT to NJ, IN, WI, *Ramularia oxalidis*, NE, NH, NM, OR, PA, TN, VT; *Sep-toria acetosella*, NY; tar spot, *Phyllachora oxalina*, DE, ME, VT.

NEMATODE, Root Knot. *Meloidogyne* spp.

NEMATODE, Stem. *Ditylenchus dipsaci*, NY.

POWDERY MILDEW. *Microsphaera russellii*, ME to WV, KS, MN, WA.

ROT, Root. *Thielaviopsis basicola*, CT.

RUST. *Puccinia andropogonis* (0, I), OK, TX, II, III on *Andropogon*; *P. oxalidis* (II, III), FL, GA, LA, MS, NM, SC, TN, TX, WI; 0, I on mahonia; *P. sorghi* (0,I), IN, IA, KS, MI, MS, ND, OK, SD, TX; II, III on corn and *Euchlaena*.

SMUT, Seed. *Ustilago oxalidis*, CT to MS, OH, TX, WI.

VIRUS. **Beet Curly Top**, TX; **Tomato Ringspot**, PA; **Tomato Spotted Wilt**, PA; **Shamrock Chlorotic Ringspot**.

---

## **OXYDENDRON (Sourwood, Sorrel-Tree)**

BLIGHT, Twig. *Sphaerulina polyspora*, NC.

LEAF SPOT. *Cercospora oxydendri*, AL, MS, TX, WV; *Mycosphaerella caroliniana*, GA, NC, TX, WV.

ROT, Root. *Phymatotrichum omnivorum*, TX.

ROT, Wood. *Poria punctata*, WV.

---

### **OYSTER MUSHROOM (*Pleurotus ostreatus*)**

DRY BUBBLE. *Verticillium fungicola*, PA.

---

### **PACHISTIMA**

LEAF SPOT. *Mycosphaerella pachystimae*, ID.

---

### **PACHYSANDRA (Japanese-Spurge)**

BLIGHT, Leaf; Stem Canker. *Volutella pachysandrae* (*Pseudonectria pachysandricola*), CT, DE, NJ, NY, PA, VA; *Sphaeropsis* sp., tip blight, secondary.

LEAF SPOT. *Gloeosporium* sp., VA; *Phyllosticta pachysandrae*, NY, NC, PA, VA; *Septoria pachysandrae*, FL, TN.

NEMATODE, Root Knot. *Meloidogyne* sp.

VIRUS. **Alfalfa Mosaic**, NJ.

*Volutella* leaf blight is fairly common after injury or when plants are too crowded; pinkish spore pustules appear on stems, large brown areas on leaves.

---

### **PACIFIC WAX MYRTLE (*Myrica californica*)**

LEAF SPOT. *Phyllosticta myricae*, CA.

RUST. *Cronartium comptoniae* (II, III), OR.

---

### **PAINTED CUP, INDIAN PAINTBRUSH (*Castilleja*)**

LEAF SPOT. *Cercospora* sp., AK.

POWDERY MILDEW. *Erysiphe polygoni*, CO, WA; *Sphaerotheca macularis*, CO, WA, WI.

RUST. *Cronartium coleosporioides* (II, III), CA, CO, SD to NM, UT, WA, WY; 0, I on pine; *Puccinia andropogonis* (0, I), CA, IA MT, NM, WI; II, III on *Andropogon*; *P. castillejae* (II, III), CA, UT.

---

## **PALM (*Chamaedorea*)**

ROT, Stem. **Gliocladium vermoeseni**, FL.

LEAF SPOT. **Bipolaris setariae**, FL; **Exserohilum** (*Helminthosporium*) **rostratum**, FL; **Phaeotrichoconis crotalariae**, FL.

---

## **PALM ARECA (*Chrysalidocarpus*)**

BLIGHT, Southern. **Sclerotium rolfsii**, CA.

LEAF SPOT. **Bipolaris setariae**, FL; **Exserohilum** (*Helminthosporium*) **rostratum**, FL; **Phaeotrichoconis crotalariae**, FL.

---

## **PALM, COCONUT (*Cocos*)**

BACTERIAL, MLO. **Lethal Yellowing**, FL.

BLIGHT, Thread. **Pellicularia koleroga**, FL.

LEAF SCORCH; Leaf-Bitten Disease; Stem Bleeding. **Ceratocystis** (*Endoconidiophora*, *Thielaviopsis*) **paradoxa**, FL.

LEAF SPOT, Gray; Leaf Break. **Pestalotia palmarum**, secondary, FL.

ROT, Bud; Leaf Drop; Wilt. **Phytophthora palmivora**, FL; **Pythium** sp., wilt, FL.

---

## **PALM, DATE (*Phoenix*)**

BLIGHT, Inflorescence; Fruit Rot. **Fusarium** spp., AZ.

CANKER. **Penicillium vermoeseni**, CA.

FRUIT SPOT, Brown. **Helminthosporium molle**, AZ; **Alternaria citri**, AZ, CA, TX.

LEAF SCORCH; Black Heart; Bud Rot. **Ceratocystis paradoxa**, AZ, CA.

LEAF SPOT. **Exosporium palmivorum**, Gulf states; **Pestalotia** sp., CA, FL; **P. palmarum**, FL; **Alternaria** sp., AZ, CA, FL, TX; **Annellophora phoenicis**, TX.

NEMATODE, Root Knot. **Meloidogyne** spp., AZ, CA.

NONPARASITIC. **Black Nose**. Fruit checking from rain and high humidity.

**Chlorosis**. Manganese deficiency, FL.

ROT; Decline Disease. **Omphalia pigmentata** and **O. tralucida**, CA.

ROT, Fruit. **Aspergillus niger**, Calyx-end, CA, WA; **Catenularia fuliginea**, AZ, CA; **Penicillium roseum**, AZ, CA; **Pleospora herbarum**, CA; **Phomopsis phoenicola**, CA; **Alternaria stemphylioides**, CA.

ROT, Leaf-stalk; Shoot Blight; Fruit Rot. **Diplodia phoenicum**, AZ, CA.

ROT, Root. **Armillaria mellea**, CA; **Clitocybe tabescens**, FL; **Ceratostomella radiciola**, CA.

ROT, Wood. **Poria** spp., AZ, CA.

SMUT, False. **Graphiola phoenicis**, widespread.

---

### **PALM, FISHTAIL (*Caryota*)**

BLIGHT, Leaf and Stem. **Glomerella cingulata**.

LEAF SPOT. **Bipolaris setariae**, FL; **Exserohilum (*Helminthosporium*) rostratum**, FL; **Phaeotrichoconis crotalariae**, FL.

---

### **PALM, FORSTER SENTRY (Sentry Palm) KENTIA (*Howeia*)**

LEAF SPOT. **Calonectria colhounii**; **C. crotalariae**; **C. theae**, HI.

---

### **PALM, PINDO (*Butia*)**

ROT, Root. **Armillaria tabescens**, SC.

---

### **PALM, QUEEN, PLUMY COCONUT (*Arecastrum*)**

CANKER; Gummosis. **Dothiorella gregaria**, CA; **Penicillium vermoeseni**, CA.

LEAF SPOT. **Exosporium palmivorum**, FL; **Glomerella cincta**, NJ; **Septoria cocoina**, MO.

NONPARASITIC. **Chlorosis**. Manganese deficiency, FL.

ROT, Bud; Wilt. **Phytophthora palmivora**, FL; **Pythium** sp., wilt.

ROT, Butt. **Ganoderma sulcatum**, FL.

SMUT, False. **Graphiola phoenicis**, FL.



---

### **PALM, Rhaps (*Rhaps*)**

LEAF SPOT. **Bipolaris setariae**, FL; **Exserohilum** (*Helminthosporium*) **rostratum**, FL; **Phaeotrichoconis crotalariae**, FL.

---

### **PALM, ROYAL (*Roystonea*)**

ANTHRACNOSE; Petiole Spot. **Colletotrichum gloeosporioides**, FL, TX.  
 LEAF SPOT. **Alternaria** sp., FL; **Diplodia** sp., FL; **Epicoccum neglectum**, FL; **Helminthosporium** sp., leaf stripe, FL.  
 LITTLE LEAF. Cause unknown, FL.  
 NEMATODE, Root Knot. **Meloidogyne** sp., FL.  
 NEMATODE, Spiral. **Helicotylenchus nannus**.  
 SMUT, False. **Graphiola phoenicis**, FL.  
 WILT. **Phytophthora palmivora**, FL.

---

### **PALM, SUGAR (*Arenga*)**

SMUT, False. **Graphiola phoenicis**, occasional.

---

### **PALM, WASHINGTON (*Washingtonia*)**

BACTERIAL Leaf Spot. **Pseudomonas washingtoniae**, AZ.  
 LEAF SPOT. **Auerswaldia** sp., CA; **Cercospora** sp., FL; **Colletotrichum** sp., FL; **Cylindrocladium macrosporium**, FL; **Pestalotia palmarum**, FL; **Phoma palmicola**, secondary, TX.  
 NEMATODE, Root Knot. **Meloidogyne** spp., AZ, FL.  
 ROT, Bud. **Penicillium vermoeseni**, CA; **Phytophthora palmivora**, AZ, FL.  
 ROT, Root. **Clitocybe tabescens**, FL; **Phymatotrichum omnivorum**, FL.  
 ROT, Trunk. **Phytophthora** sp., CA.  
 SMUT, False. **Graphiola phoenicis**, FL, TX.  
 VIRUS. **Palm Mosaic**, CA.  
 WILT. **Pythium** sp., FL.  
 The *Penicillium* bud rot causes serious losses to *Washingtonia filifera* in California; *W. robusta* is resistant.

---

### **PALMETTO, CABBAGE PALM (*Sabal*)**

BLACK MILDEW. *Asterina sabalicola*, FL, GA; *Meliola* spp., Gulf states.

CANKER, Felt Fungus. *Septobasidium sabalis*, LA; *S. sabal-minor*, FL.

FRUIT DROP (Premature). *Colletotrichum pleosporioides*, FL.

LEAF SPOT. *Helminthosporium apiculiferum*, LA, MS; *Mycosphaerella serrulata*, FL, SC; *Phyllachora (Catacauma) sabal*, Black Spot, FL, GA, TX; *Phyllosticta palmetto*, LA, MS; *Myrianginella sabaleos*, Black Speck, FL, GA.

SMUT, False. *Graphiola congesta*, AL, FL, SC; *G. phoenicis*, FL, MS; *G. thaxteri*, FL.

---

### **PALOVERDE (*Cercidium*)**

MISTLETOE. *Phoradendron californicum*, TX to CA.

ROT, Root. *Phymatotrichum omnivorum*, TX.

---

### **PAMPAS GRASS (*Cordaderia*)**

LEAF SPOT. *Helminthosporium* sp., GA; *Hendersonia culmiseda*, leaf mold; *Phyllosticta* sp., KY.

---

### **PANDANUS (Screw Pine)**

LEAF SPOT. *Heterosporium iridis*, IA; *Macrophoma pandani*, CA, FL; *Melanconium pandani*, FL, MD; *Phomopsis* sp., NJ; *Pestalotia palmarum*, secondary, FL; *Volutella mellea*, NY.

NEMATODE, Burrowing. *Radopholus similis*, FL.

---

### **PANSY (*Viola tricolor*)**

ANTHRACNOSE. *Colletotrichum violae-tricoloris*, ME to FL, IN, MI, PA, WA.

BLIGHT, Gray Mold. *Botrytis cinerea*, AK, LA, NJ, probably general.

BLIGHT, Southern. *Sclerotium rolfsii*, FL, VA.

DAMPING-OFF; Root Rot. *Pythium* spp., CA, CT, MO, NJ; *Rhizoctonia solani*, DE, IL, MN, NY.

- DOWNY MILDEW. **Peronospora violae**, AL, IL, MS, NE.
- LEAF SPOT. **Alternaria violae**, NJ, NY, PA; **Cercospora violae**, CT, IN, MI, NY, TX, WI; **Phyllosticta rafinesquii**, AL, IL; **Ramularia agrestis**, OR; **R. lactea**, WA.
- NEMATODE, Root Knot. **Meloidogyne** sp., NY, TX.
- POWDERY MILDEW. **Sphaerotheca macularis**, IA, KS, WA.
- ROT; Crown. **Myrothecium roridum**, AL.
- ROT; Leaf Spot. **Centrospora acerina**, CA, GA.
- ROT, Root; Wilt. **Aphanomyces cladogamus**, MD; **Fusarium oxysporum**, CT, MI, NE, NJ, NY, OH, TX; **Thielaviopsis basicola** (*Chalara elegans*), CT.
- RUST. **Puccinia ellisiana** (0, I), KS, NE; II, III on *Andropogon*; **P. violae** (0, I, II, III), CT, FL, KS, NJ, ND, SC; **Uromyces andropogonis** (0, I), CT; II, III on *Andropogon*.
- SMUT, Seed. **Urocystis kmetiana**, AR, MO, TN.
- SPOT ANTHRACNOSE; Pansy Scab. **Sphaceloma violae**, KY, MD, NJ.
- VIRUS. **Beet Curly Top**, CA, OR, TX; **Mosaic**, unidentified, MD; **Western Cucumber Mosaic** and **Cherry Calico** cause flower break and leaf mottle in CA; **Tomato Spotted Wilt – Lettuce Serotype**, GA.

---

## PAPAYA (*Carica*)

- ANTHRACNOSE; Fruit, Stem, and Leaf Spot. **Glomerella cingulata**, general.
- BLACK MILDEW. **Asterina caricarum**, FL.
- BLIGHT, Flower; Leaf Spot. **Choanephora americana**, FL.
- BLIGHT, Southern. **Sclerotium rolfsii**, TX.
- DAMPING-OFF. **Pythium aphanidermatum**, CA, FL; **P. debaryanum**, TX; **Colletotrichum gloeosporioides**, HI; also seedling blight.
- LEAF SPOT. **Asperisporium caricae**, FL; **Mycosphaerella caricae**, target spot, FL; **Phyllosticta caricae-papayae**, target spot, FL.
- POWDERY MILDEW. **Golovinomyces cichoracearum**, CA; **Oidium caricae**, FL, TX.
- NEMATODE. **Meloidogyne** sp., FL, TX.
- ROT, Crown, Collar. **Calonectria** sp. (*Cylindrocladium*), HI.
- ROT, Fruit. **Diplodia** sp., TX.
- ROT, Stem. **Fusarium** sp., CA, TX.

ROT, Root. **Phymatotrichum omnivorum**, TX.

VIRUS. **Tobacco Ring Spot; Papaya Mosaic; Papaya Ringspot.**

---

## **PARKINSONIA**

LEAF SPOT. **Cylindrosporium parkinsoniae**, TX; **Phyllosticta parkinsoniae**, TX.

MISTLETOE. **Phoradendron californicum**, CA, TX.

ROT, Root. **Clitocybe tabescens**, FL; **Phymatotrichum omnivorum**, AZ, TX.

SOOTY MOLD. **Capnodium** sp., TX.

---

## **PARROTFEATHER (*Myriophyllum*)**

ROT, Root and Stem. **Pythium carolinianum**, CA.

---

## **PARSLEY (*Petroselinum*)**

BACTERIAL, MLO. **Aster Yellows**, CO, NY; **California Aster Yellows**, CA.

BACTERIAL Soft Rot. **Erwinia aroideae**, CA; **E. carotovora**, FL.

BLIGHT, Gray Mold. **Botrytis cinerea**, AK.

BLIGHT, Leaf. **Alternaria dauci**, CT; **Septoria petroselini**, CA, CT, NJ, NY.

DAMPING-OFF; Root Rot. **Pythium** sp., NJ; **Rhizoctonia solani**, NJ, NY.

DODDER. **Cuscuta** sp., TX.

LEAF SPOT. **Cercospora petroselini**, NJ; **Stemphylium** sp., NJ.

NEMATODE, Bulb. **Ditylenchus dipsaci**, CA.

NEMATODE, Pin. **Paratylenchus projectus**, MD.

NEMATODE, Root Knot. **Meloidogyne** spp., FL, GA, KS, TX, VA.

POWDERY MILDEW. **Erysiphe heraclei**, CA, WA.

ROT, Root. **Phymatotrichum omnivorum**, TX; **Phytophthora cryptogea**, CA.

ROT, Stem. **Sclerotinia sclerotiorum**, CT, GA, LA, NY, PA, TX, VA.

VIRUS. **Alfalfa Mosaic**, CA; **Strawberry Latent Ringspot**, CA.

VIRUS. **Beet Curly Top**, CA.

---

## PARSNIP (*Pastinaca*)

BACTERIAL Crown Gall. *Agrobacterium tumefaciens*, VA.

BACTERIAL, MLO. **Aster Yellows**, IL, ME, NY, PA, SD, TX, WI, and **California Aster Yellows**, CA, WA.

BACTERIAL Rot. *Pseudomonas pastinacae*, NY; *Erwinia carotovora*, occasional in storage.

BLIGHT, Leaf; Canker. *Iterosonilia perplexans*, GA, MA, NY.

DOWNY MILDEW. *Plasmopara nivea*.

LEAF SPOT. *Alternaria* sp., NJ; *Cercospora pastinacae*, MD, NE, NY, TX, WV; *C. pastinacina*, CA, IN, MI, NY; *Cylindrosporium pastinacae*, UT, WI; *Ramularia pastinacae*, IN, MA, NY, ND, OH; *Septoria pastinacae*, TX; *Cercospora pastinacae*, MA; *Phomopsis dichenii*.

NEMATODE, Root Knot. *Meloidogyne* spp., NJ to KS and southward.

NONPARASITIC. **Heart Rot**. Boron deficiency, NY.

POWDERY MILDEW. *Erysiphe unbelliferarum*.

ROT, Black, Crown. *Centrospora acerina*.

ROT, Black Mold. *Rhizopus* spp., occasional in storage.

ROT, Gray Mold. *Botrytris cinerea*, occasional.

ROT, Root. *Phymatotrichum omnivorum*, AZ, TX; *Rhizoctonia solani*, black scurf, NC, TX; *Phytophthora parasitica*, dry rot, PA; *Phoma* sp.

ROT, Watery Soft. *Sclerotinia sclerotiorum*, CA, IN, LA, MA.

SCAB. *Streptomyces scabies*, WA.

SCAB, Acid. *Streptomyces acidiscabies*, ME.

VIRUS. **Mosaic**, unidentified, OR, UT.

---

## PARTRIDGE-BERRY (*Mitchella*)

BLACK MILDEW. *Meliola mitchellae*, AL, FL, MS, PA.

ROT, Stem. *Sclerotium rolfsii*, MD.

---

## PASSION FLOWER (*Passiflora*)

BLIGHT, Southern. *Sclerotium rolfsii*, FL.

LEAF SPOT. *Colletotrichum gloeosporioides*, FL, also stem spot; *Cercospora bififormis*, AR, NC; *C. fuscovirens*, ME to MO, TX; *C. regalis*,

TX; **C. truncatella**, SC, TX; **Gloeosporium fructigenum**, LA; **Phyllosticta** sp., NJ; **Alternaria passiflorae**, FL, brown spot.

NEMATODE, Root Knot. **Meloidogyne** sp.

ROT, Collar. **Sclerotinia** sp., CA.

ROT, Root. **Phymatotrichum omnivorum**, TX.

VIRUS. **Cucumber Mosaic**, CA; **Passiflora Latent**, FL.

---

### **PAULOWNIA (Princess-Tree)**

LEAF SPOT. **Ascochyta paulowniae**, MD; **Phyllosticta paulowniae**, AL, MD, NY, OK.

POWDERY MILDEW. **Phyllactinia corylea**; **Uncinula clintonii**.

ROT, Root. **Phymatotrichum omnivorum**, TX; **Armillaria mellea**.

ROT, Wood. **Polyporus spraguei**, AL; **P. versicolor**, MD; **P. robinio-philus**.

---

### **PAWPAW (*Asimina*)**

BLOTCH, Leaf. **Phloeospora asiminae**, IL, KS, MO, OH, WV.

CANKER; DIEBACK. **Nectria cinnabarina**; **Polyporus amplexans**, FL, GA; **Sphaeropsis asiminae**, MD, WV; **Valsa ambiens**, VA, WV.

LEAF SPOT. **Cercospora asiminae**, widespread; **Phyllosticta asiminae**, widespread; **Mycosphaerella** sp., IN, OH, WV; **Septoria asiminae**, TX.

PARASITIC LICHEN. **Strigula elegans** and **S. complanata**, Southern U.S., LA.

ROT, Root. **Phymatotrichum omnivorum**, TX.

ROT, Sapwood. **Poria isabellina**, VA, WV.

---

### **PEA (*Pisum*)**

ANTHRACNOSE, Leaf and Pod Spot. **Colletotrichum pisi**, CT, GA, IA, ME, MS, TX.

BACTERIAL Blight. **Pseudomonas syringae** pv. **pisi**, general, especially East and South.

BACTERIAL Leaf Spot. **Pseudomonas syringae**, ID.

BACTERIAL Pink Seed. **Erwinia rhapontici**, MT, Alberta, Canada.

BLIGHT, Ashy Stem, Charcoal Rot. **Macrophomina phaseoli**, TX.

BLIGHT, Foot Rot. **Mycosphaerella pinodes**, widespread, usually with **Ascochyta pinodella**.

BLIGHT, Leaf and Stem. **Choanephora conjuncta**, GA.

BLIGHT, Southern. **Sclerotium rolfsii**, FL.

DAMPING-OFF; Root Rot, Pod Rot. **Pythium** spp. and **Rhizoctonia solani**, general.

DODDER. **Cuscuta** sp., MO.

DOWNY MILDEW. **Peronospora viciae** (*P. pisi*), general, especially north central and Pacific Coast states.

LEAF SPOT. **Alternaria** sp., seedling blight, DE, NH; **A. alternata**, blight, WI; **Ascochyta pisi**, general but rare in Northwest; **Cercospora pisi-sativae**, GA; **Fusicladium pisicola**, black leaf, ID, UT; **Pleospora hyalospora**, MS; **Septoria flagellifera**, MN, ND, SD, WI; **S. pisi**, widespread; **Stemphylium polymorphum**, ME.

NEMATODE, Hop Cyst. **Heterodera humuli**, OR.

NEMATODE, Oat Cyst. **Heterodera avenae**, WA.

NEMATODE, Pea Cyst. **Heterodera gottingiana**, WA.

NEMATODE, Root Knot. **Meloidogyne** spp., AZ, CA, FL, NC, SC, TX, UT, WI.

NEMATODE, Sting. **Belonolaimus gracilis**.

NONPARASITIC. **Chlorosis**. Manganese or zinc deficiency, FL, TX, WA.

**Intumescence**. Pod swellings, CA, NJ, WA.

**Seed Spotting**. Cause unknown.

POWDERY MILDEW. **Erysiphe polygoni**, general.

ROT, Black Mold. **Rhizopus stolonifer**, cosmopolitan; gray mold, **Botrytis cinerea**, occasional.

ROT, Foot. **Aphanomyces euteiches**, general except in far North.

ROT, Root. **Aphanomyces euteiches**, ID, MN; **Fusarium solani** f. sp. **pisi**, widespread; **Pellicularia filamentosa**, stem canker, general; **Phoma** sp., NJ, WI; **Pyrenochaeta terrestris**, IA; **Phymatotrichum omnivorum**, TX; **Phytophthora** sp., CA, CT; **Thielaviopsis basicola**, AR, CA; **Rhizoctonia oryzae**, WA.

ROT, Stem; Wilt. **Sclerotinia sclerotiorum**, CA, DE, FL, ID, MT, NJ, PA, TX, VA, WA.

RUST. **Uromyces fabae** (0, I, II, III), CA, ID, ME, MA, MN, NE, ND, WA, WY.

SCAB; Black Spot; Leaf Mold. **Cladosporium pisicola**, CA, ME, OR, TX, UT, WA.

**VIRUS. Pea Enation Mosaic; Pea Mosaic; Pea Mottle; Pea Streak; Wisconsin Pea Streak; Pea Wilt; Clover (red) Vein Mosaic; Tomato Spotted Wilt; Bean Leaf Roll, CA.**

**VIRUS. Seed-borne; Pea Stunt, WI, Turnip Mosaic Virus, MN.**

**WILT. Fusarium oxysporum f. sp. pisi, NH to SC, CA, CO, ID, IL, MN, NE, MT, OR, WA; and race 2, Near Wilt; Fusarium oxysporum f. sp. medicaginis, MS.**

Resistant varieties are the answer to Fusarium wilt and some virus diseases. Using clean seed, preferably grown in the West, is the best way to avoid bacterial blight. A well-drained, fertile soil, 3- to 5-year rotation, cleaning up or plowing under pea refuse immediately after harvest, all help to produce healthy peas. Some organic soil amendments reduce pea wilt.

---

## **PEACH (*Prunus persica*)**

**ANTHRACNOSE. Colletotrichum acutatum, SC.**

**BACTERIAL Crown Gall. Agrobacterium tumefaciens, general.**

**BACTERIAL Hairy Root. Agrobacterium rhizogenes, general.**

**BACTERIAL Leaf Spot. Xanthomonas pruni, eastern, central, southern states.**

**BACTERIAL, MLO. Peach X-Disease, CT, MA, MI, NY, OH, PA.**

**BACTERIAL Shoot Blight; Canker; Gummosis. Pseudomonas syringae, CA, OR.**

**BLIGHT, Blossom; Green Fruit Rot. Sclerotinia sclerotiorum, CA.**

**BLIGHT, Leaf. Fabraea maculata, CA, NJ.**

**BLIGHT; Shot-Hole Disease; Pustular Spot. Coryneum carpophilum, general.**

**BLIGHT, Twig. Coniothyrium sp., TX; Cyphella marginata, OR; Nectria cinnabarina, AL.**

**CANKER, Crown. Phytophthora citrophthora, CA; P. cactorum, stem, AR, CA; P. syringae, OR.**

**CANKER; DIEBACK; Gummosis. Botryosphaeria dothidea, AL, FL, GA, LA, TN, TX.**

**CANKER; DIEBACK; Gummosis. Botryosphaeria ribis var. chromogena, FL, GA; Valsa (Cytospora) cincta and V. leucostoma, widespread East and central states; Coniothrium fuckelii, WV; Ceratocystis fimbriata, CA.**



- CANKER; Peach; Constriction Disease. **Fusicoccum amygdali**, East and South. Sometimes reported as **Phoma persicae**.
- DAMPING-OFF. **Rhizoctonia solani**, AR, CT.
- DIEBACK. **Phomopsis** sp., AL.
- LEAF CURL. **Taphrina deformans**, general.
- LEAF SPOT. **Phyllosticta circumscissa**, widespread; **P. persicae**, MD, NE, OH; **Mycosphaerella persicae**, frosty mildew, widespread.
- LEAF SPOT; Shot-Hole. **Cercospora circumscissa**, general; **C. consobrina**, IL, LA.
- NEMATODE, Dagger. **Xiphinema americanum**; **X. pacificum**, GA.
- NEMATODE, Lesion. **Pratylenchus penetrans**; **P. vulnus**.
- NEMATODE, Ring. **Criconemoides similis**, **C. xenoplax**, NJ.
- NEMATODE, Root Knot. **Meloidogyne incognita**; **M. javanica**, on “nematode-resistant” varieties; **M. arenaria**.
- NEMATODE, Sting. **Belonolaimus gracilis**.
- NONPARASITIC. **Catface**. Insect blemish on fruit, often from plant bugs.
- Chlorosis**. Iron and magnesium deficiency in alkaline soils, Southwest.
- Gummosis**. Winter injury, bad drainage.
- Internal Bark Necrosis**. Manganese toxicity, IL.
- Little Leaf**. Zinc deficiency, CA.
- Stem Pitting**. Cause unknown, WV.
- Suture Spot**. Cause unknown. Decline, PA.
- POWDERY MILDEW. **Podosphaera oxycanthae**, general; **Sphaerotheca pannosa** var. **persicae**, general.
- ROT, Brown. **Monilinia fructicola**, general.
- ROT, Brown; Blossom and Twig Blight. **Monilinia laxa**, Pacific states.
- ROT, Bud and Twig Blight. **Fusarium lateritium**, other spp., CA, GA, KS.
- ROT, Fruit. **Botryosphaeria obtusa**, AL, GA; **B. dothidea**, AL, GA, SC; **Aspergillus niger**, black mold, cosmopolitan; **Botrytis cinerea**, gray mold, cosmopolitan; **Cephalothecium roseum**, pink mold, widespread; **Choanephora persicaria**, in market; **Diplodia natalensis**, gumming disease; **D. persicae**, GA; **Fusarium** spp., CA, IL, NY, TX; **Gibberella persicaria**, CA; **Gilbertella persicaria**, SC; **Glomerella cingulata**, occasional, AL, GA; **Rhizopus nigricans**, cosmopolitan; **Phomopsis** sp., NJ.
- ROT, Pink Mold. **Trichothecium roseum**, CA.
- ROT, Root. **Armillaria mellea**, cosmopolitan; **Clitocybe monadelpha**, AR, FL, MO, OK; **C. parasitica**, OK; **C. tabescens**, FL, GA; **Gan-**

- oderma curtisii**, NC, VA; **Phymatotrichum omnivorum**, AZ, TX; **Cylindrocladium floridanum**, GA.
- ROT, Root and Crown. **Phytophthora megasperma**, NY, OH; **P. cryptogea**, NY, OH; **P. cactorum**, NY, OH.
- ROT, Seedling Stem. **Sclerotium rolfsii**, South; wilt, **Cylindrocladium floridanum**; **Penicillium** sp.
- ROT, Silver Leaf. **Stereum purpureum**, occasional.
- ROT, Sour. **Geotrichum candidum**, CA, SC; **Issatchenkia scutulata**, CA; **Kloeckera apiculata**, CA.
- ROT, Wood. **Fomes** spp.; **Lenzites saepiaria**; **Polyporus hirsutus**, **P. lacteus** and **P. versicolor**, cosmopolitan; **Stereum hirsutum**; **Shizophyllum commune**, wound rot.
- RUST. **Tranzschelia discolor** (II, III), general; 0, I on anemone, hepatica.
- SCAB. **Cladosporium carpophilum**, general.
- SOOTY MOLD; Fruit Stain. **Fumago vagans**, cosmopolitan.
- VIRUS. **Peach Asteroid Spot**, OK and TX to southern CA, OR, UT, WA; **Peach Calico**, ID, WA; **Peach Dwarf**; **Peach Golden Net**, CO; **Peach Little Peach**, eastern U. S., CT to NC to MI, MO; **Peach Mosaic**, OK, TX to CA, CO, UT; **Peach Mottle**, ID; **Peach Necrotic Leaf Spot**, MI; **Peach Phony Disease**, Southeast to MO, TX; **Peach Red Suture**, IN, MD, MI; **Peach Ring Spot**, CA, WA, **Peach Rosette**, SC to FL, MS, TN, MI to AR, OK; **Peach Rosette Mosaic**, MI, NY; **Peach Stubby Twig**; **Peach Wart**, AZ, CA, ID, OR, WA; **Peach Yellow Bud Mosaic**, CA, **Peach Yellow Leaf Roll** (Western X-Disease, Cherry Buckskin), CA, CO, ID, OR, UT, WA; **Peach Yellows**; **Mule's Ear Disease** (Drake Almond Bud Failure); **Prunus Ring Spot**; **Cherry Yellows**; **Green Ring Mottle**; **Prunus Necrotic Ring Spot**, CA; **Tomato Ring Spot**, CA; **Peach Latent Mosaic Viroid**, WA; **Hop Stunt Viroid**, Ontario, Canada; **Plum Pox**, PA.
- VIRUS. **Stem Pitting**.
- WILT. **Verticillium albo-atrum**, occasional.
- Brown rot is the No. 1 peach enemy, and spray schedules are built around it, although they start with a dormant spray for leaf curl. Get the latest advice and spray schedule from your county agricultural agent. Peach foliage is sensitive to arsenicals; do not allow a spray prepared for shade trees to touch peaches. The commercial propagator must take many precautions to provide stock free from the numerous viruses.

## PEANUT (*Arachis*)

- BACTERIAL Wilt. ***Pseudomonas solanacearum***, AL, FL, NC, VA.
- BACTERIAL Phytoplasma. **Aster Yellows**, OK.
- BLIGHT, Seedling. ***Rhizoctonia* spp.**, NC to FL, CA, OK, TX.
- BLIGHT, Southern; Stem and Nut Rot. ***Sclerotium rolfsii***, general.
- BLIGHT, Stem. ***Diaporthe sojae***, VA, WV; ***Sclerotinia minor***, VA; ***S. sclerotiorum***, GA; ***Botrytis cinerea***, GA.
- BLOTCH, Web. ***Phoma arachidicola***, VA.
- CANKER, STEM. ***Fusarium oxysporum***, AL.
- DAMPING-OFF. Synergistic interaction of ***Pythium myriotylum***, ***Fusarium solani***, ***Meloidogyne arenaria***, FL.
- LEAF SPOT. ***Alternaria* sp.**, FL, MO, NJ, NM, SC; ***Ascochyta* sp.**, AR; ***Cercosporidium personatum***, VA; ***Phoma* sp.**, MO, VA; ***Phyllosticta* sp.**, AL, AR, MS; ***Pleospora* sp.**, AR, OK; ***Stemphylium* sp.**, ND; ***Lepptosphaerulin arachidicola***, GA, TX; ***Sclerotinia homoeocarpa***, FL.
- LEAF SPOT, Brown, Halo. ***Mycosphaerella arachidicola***, general; ***M. berkeleyi*** (****Cercospora personata****), general.
- LEAF AND STEM DISEASE. ***Cercospora zebrina*** (clover isolate), NC.
- NEMATODE. ***Panagrolaimus subelongatus***, associated with shoot elongation.
- NEMATODE, Leaf. ***Aphelenchoides* sp.**
- NEMATODE, Lesion. ***Pratylenchus brachyurus***, AL, FL, GA, SC, VA.
- NEMATODE, Reniform. ***Rotylenchus reniformis***.
- NEMATODE, Ring. ***Criconemoides cylindricum***.
- NEMATODE, Root Knot. ***Meloidogyne arenaria***; ***M. hapla***; ***M. javanica***, GA.
- NEMATODE, Spiral. ***Helicotylenchus nannus***.
- NEMATODE, Sting. ***Belonolaimus gracilis***; ***B. longicaudatus***.
- NEMATODE, Stubby Root. ***Trichodorus christiei***.
- NEMATODE, Stunt. ***Tylenchorhynchus claytoni***.
- NONPARASITIC. **Blue Stain**. Seedcoat discoloration.
- Chlorosis**. Excess lime; magnesium, manganese or iron deficiency.
- Necrotic Spot**. Nutrient deficiency.
- Pops**. Empty pods. Nutritional deficiency.
- Pouts**. Stunting and chlorotic spotting from thrips.
- ROT, Black Mold, of Pods. ***Cladosporium herbarum***, cosmopolitan.
- ROT, Blue Mold, of Pods and Nuts. ***Penicillium* sp.**, cosmopolitan.

- ROT, Charcoal. **Macrophomina phaseoli**, CO, NC, OK, SC, TX.
- ROT, Collar. **Diplodia gossypina**; **Lasiodiplodia theobromae**, NC, VA.
- ROT, Crown. **Aspergillus niger**, GA, NM, TX.
- ROT, Cylindrocladium Black Rot. **Cylindrocladium crotalariae**, NC, VA;  
**C. parasiticum**.
- ROT, Gray Mold, Leaf. **Botrytis cinerea**, CT, MD, MS, TN, VA.
- ROT, Peg, Pod, Root. **Calonectria** (*Cylindrocladium*) **crotalariae**, GA.
- ROT, Root. **Curvularia inaequalis**, SC; **Helminthosporium** sp., OK;  
**Phymatotrichum omnivorum**, AZ, TX; **Pythium** sp., CA, GA, NC;  
**Thielaviopsis basicola**, NC.
- ROT, Root and Pod. **Sclerotinia minor**, **S. sclerotiorum**, NC, VA; **Sclerotium rolfsii**, FL; **Sclerotinia sclerotiorum**, GA.
- ROT, Seed. **Rhizopus** spp.; **Trichoderma viride**, SC.
- ROT, Stem, Pod. **Fusarium** spp., also root rot, wilt; **Phylospora rhodina**, FL, GA; **Rhizoctonia solani**; **Sclerotium rolfsii**, FL; **Sclerotinia sclerotiorum**, GA.
- RUST. **Puccinia arachidis** (II), occasional, FL, GA, NC, TX, VA.
- VIRUS. **Peanut Stunt**, AL, GA, NC, VA; **Peanut Mottle**, OK; **Cowpea Chlorotic Mottle**, SD.
- VIRUS. **Impatiens Necrotic Spot**, GA, TX; **Peanut Top Paralysis**, OK;  
**Tomato Spotted Wilt**, AL, GA, VA, TX; **Peanut Stunt**, FL, GA..
- WILT. **Pythium myriotylum**, VA.
- WILT. **Verticillium** sp., NM.

---

## **PEAR (*Pyrus*)**

- ANTHRACNOSE, Northwestern. **Neofabraea malicorticis**, OR, WA.
- BACTERIAL Blossom, Twig Blight; Canker. **Pseudomonas syringae**, AR, CA, CT.
- BACTERIAL Crown Gall. **Agrobacterium tumefaciens**, general.
- BACTERIAL Fire Blight. **Erwinia amylovora**, general.
- BACTERIAL Fruit Rot. **Erwinia carotovora**, MA.
- BLIGHT, Leaf; Black Fruit Spot. **Fabraea maculata**, general.
- BLIGHT, Thread. **Pellicularia koleroga**, NC to FL, TX, WV.
- BLIGHT, Twig. **Corticium salmonicolor**, FL, LA; **Fusarium** spp., occasional; **Phomopsis ambigua**, widespread; **Valsa leucostoma**, WA.
- BLOTCH, Sooty. **Gloeodes pomigena**, eastern states to OK, TX.

- CANKER. **Botryosphaeria dothidea**, AL; **Cytospora** spp., OR, VA, WA; **Nectria cinnabarina**, coral spot; dieback; **N. galligena**, trunk canker; **Nummularia discreta**, DE, IA.
- CANKER, Bark. **Glutinium microsporium**, OR; **Helminthosporium papulosum**, blister canker, black pox; **Myxosporium corticola**, NY to MI, MS, OR.
- CANKER, Felt Fungus. **Septobasidium** spp., NC to FL, TX.
- CANKER, Perennial. **Neofabraea perennans**, OR, WA.
- FRUIT SPOT; Flyspeck. **Leptothyrium pomi**, eastern states.
- LEAF SPOT. **Cercospora minima**, FL to TX; **C. pyri**, MI; **Coniothyrium pyrinum**, MA to AL, IA, TX; **Coryneum foliicola**, IN; **Hendersonia cydoniae**, NY; **Phyllosticta pyrorum**, IL, MS, SC; **Mycosphaerella sentina**, ash leaf spot, fruit spot, widespread, especially in East.
- MISTLETOE. **Phoradendron serotinum (flavescens)**, AZ, TX.
- MISTLETOE, European. **Viscum album**, CA.
- NEMATODE, Lesion. **Pratylenchus minyus**; **P. pratensis**, CA.
- NEMATODE, Root Knot. **Meloidogyne** sp., CA.
- NONPARASITIC. **Bitter Pit**. Moisture irregularity, Pacific Coast, NY.
- Black End**; **Hard End**. Oriental pear rootstocks on shallow, poor soil.
- Black Leaf**; **Brown Bark Spot**; **Brown Blotch**, of Kieffer fruit. Undetermined.
- Chlorosis**. Mineral deficiency, soil alkalinity, Pacific Coast.
- Cork**; Drought Spot; Fruit Pitting. Boron deficiency, Pacific Coast, TX.
- Exanthema**. Copper deficiency, CA, FL.
- Little Leaf**; Rosette. Zinc deficiency, sometimes boron, CA.
- Marginal Leaf Blight**; Scorch. Potassium or calcium deficiency, ID, WA.
- Red Leaf**. In Oriental pear, undetermined cause.
- Scald**. Immaturity; deficient ventilation.
- Stigmonose**. Insect punctures during growth, widespread.
- Target Canker**, Measles. Undetermined, CA, GA, NY, VA, WA.
- POWDERY MILDEW. **Podosphaera leucotricha**, CO, OR, WA; **P. oxycantha**, NJ.
- ROT, Bitter; Twig, Branch Canker. **Glomerella cingulata**, widespread but not destructive.
- ROT, Black; Canker; Leaf Spot. **Physalospora obtusa**, widespread.
- ROT, Brown. **Monilinia fructicola**, eastern states, TX, WA.
- ROT, Brown; Blossom Blight. **Monilinia laxa**. Pacific states.

- ROT; Blossom and Twig Blight. **Botrytis cinerea**, widespread.
- ROT, Collar, Root. **Phytophthora cactorum**, widespread; **P. citrophthora**, CA.
- ROT, Fruit. **Alternaria** sp., black mold; **Aspergillus** sp., cosmopolitan; **Botryosphaeria ribis**, black rot, VA; **Cephalosporium carpogenum**, storage; **Trichothecium roseum**, occasional pink mold; **Cladosporium** sp., occasional; **Coprinus urticicola**, OR; **Gloeosporium** sp., widespread **Neurospora sitophila**, ripe rot, NC; **Penicillium** spp., blue mold, widespread; **Phialophora malorum**, storage; **Phoma exigua**; **P. mali**; **Rhizopus nigricans**, black mold, cosmopolitan; **Pleospora fructicola**; **Sclerotinia sclerotiorum**, CA, WA; **Sporotrichum malorum**, storage rot, OR, WA; **Phacidiopycnis washingtonensis** (also Canker and Blight), WA; **Sphaeropsis pyriputrescens**, WA.
- ROT, Heart. **Fomes igniarius**; **F. pinicola**; **Polyporus** spp.
- ROT, Root. **Armillaria mellea**, widespread; **Phymatotrichum omnivorum**, AZ, OK, TX; **Xylaria** sp., ID, IN; **Xylaria mali**, VA; **Phytophthora cinnamomi**.
- ROT, Silver Leaf. **Stereum purpureum**, NY, OR; **S. hirsutum**, trunk rot.
- ROT, Stem, Calyx. **Phacidiopycnis piri** (also canker and postharvest fruit rot), OR.
- ROT, Trunk. **Schizophyllum commune**, cosmopolitan.
- RUST, **Gymnosporangium clavariiforme** (0, I), leaves and fruit, SC: **G. clavipes** (0, I), chiefly on fruit; **G. fuseum**, CA; **G. globosum** (0, I), on leaves and fruit, eastern states to IA, MN; **G. hyalinum** (0, I), FL; **G. kernianum** (0, I), on leaves and fruit, AZ, CO; **G. nootkatense** (0, I), on Asiatic pear, AK.
- SCAB. **Venturia pyrina**, general.
- SPOT ANTHRACNOSE, Scab. **Elsinoë pini**, OR, WA.
- VIRUS. **Apple Chlorotic Leaf Spot, Spy Epinasty Decline, Virginia Crab Stem Pitting and Browline, Apple Mosaic, Flat Limb, Pear Vein Yellows/Red Mottle, Pear Ring-Pattern Mosaic, Pear Latent** on Bradford Pear (*Pyrus calleryana*), MD.
- VIRUS. **Pear Stony Pit**, Pacific Coast states, NY; **Pear Decline**, CA, OR, WA; **Pear Leaf Curl**, CA.
- VIRUS. **Pear Bark Measles**, CO.
- Fire blight is the limiting factor in pear production, many orchards having been abandoned because of this devastating bacterial disease. Kieffer pears and some Asiatic varieties are resistant and are being used in breeding;

some resistant forms are now available. Sprays during blossoming, usually an antibiotic, sometimes combined with weak copper, are used in conjunction with sanitary measures for fire-blight control. Pear decline, a virus disease transmitted by the pear psylla, is serious on the Pacific Coast.

---

### PEA-TREE (*Caragana*)

BACTERIAL Hairy Root. *Agrobacterium rhizogenes*, KY to NE, OK.  
 BLIGHT, Leaf. *Ascochyta* sp., OH; *Septoria* sp., MN.  
 BLIGHT, Pod. *Botrytis cinerea*, MA.  
 DAMPING-OFF. *Rhizoctonia solani*, ND.  
 LEAF SPOT. *Phyllosticta gallarum*, AK, WI.  
 POWDERY MILDEW. *Microspora (Erysiphe) palczewskii*, AK, ID, MN, ND, WA.  
 ROT, Root. *Pellicularia filamentosa*, ND; *Phymatotrichum omnivorum*, TX; *Phytophthora cactorum*, wilt, of seedlings.

---

### PECAN (*Carya illinoensis*)

ANTHRACNOSE. *Glomerella cingulata*, GA.  
 BACTERIAL Crown Gall. *Agrobacterium tumefaciens*, widespread.  
 BLIGHT, Thread. *Pellicularia koleroga*, FL, NC.  
 BLOTCH, Leaf. *Mycosphaerella dendroides*, South.  
 CANKER. *Cytospora* sp., AZ.  
 CANKER; Black Bark Spot. *Myriangium tuberculans*, GA, MS.  
 CANKER; DIEBACK. *Botryosphaeria berengeriana*, AZ, SC, to FL.  
 CANKER, Stem. *Microcera (Fusarium) coccophila*, LA, TX.  
 LEAF SCORCH, FUNGAL. *Xylella fastidiosa*, *Pestalotia*, *Epicoccum*, *Curvularia*, *Fusarium*, LA.  
 LEAF SPOT. *Microstroma juglandis*, GA to TX; *Phyllosticta convexula*, OK; *Septoria caryae*, TX; *Pestalotia uvicola*, FL, TX.  
 LEAF SPOT, Algal. *Cephaleuros virescens*, FL.  
 LEAF SPOT, Brown. *Cercospora fusca*, prevalent through pecan belt.  
 LEAF SPOT; Downy Spot. *Mycosphaerella caryigena*, GA and FL to TX.  
 LEAF SPOT; Liver Spot. *Gnomonia caryae* var. *pecanae*, AL, AR, GA, LA, MS, TX.  
 LEAF SPOT; Vein Spot. *Gnomonia nerviseda*, AR, IL, LA, MS, TX.

LEAF SPOT; Zonate. **Cristulariella pyramidalis**, AL.

MISTLETOE. **Phoradendron serotinum (flavescens)**, widespread Gulf states.

NEMATODE. **Paratylenchus** sp.; **Trichodorus** sp.

NEMATODE, Awl. **Dolichodorus obtusus**.

NEMATODE, Dagger. **Xiphinema americanum**, Southeast.

NEMATODE, Root Knot. **Meloidogyne** spp.; **M. incognita**; **M. partityla**, FL, GA.

NONPARASITIC. **Black Pit**; **Kernel Spot**. Feeding punctures of plant bugs.

**Leaf Scorch**. Low fertility and soil moisture capacity.

**Rosette**. Zinc deficiency.

**Sand Burn** of Seedlings. High temperature.

POWDERY MILDEW. **Microsphaera alni**, occasional.

ROT, Heart. **Schizophyllum commune**, after drought injury, OK.

ROT, Kernel and Shuck. **Phytophthora cactorum**, GA.

ROT, on nuts. **Aspergillus chevalieri**, storage mold; **Trichothecium roseum**, pink mold.

ROT, Root. **Armillaria mellea**, CA; **Helicobasidium purpureum**, TX; **Phymatotrichum omnivorum**, TX; **Pestalotia uvicola**, FL, TX; **Clitocybe tabescens**, GA.

SCAB. **Cladosporium effusum**, general.

SPOT ANTHRACNOSE; Nursery Blight. **Elsinoë randii**, southeastern and Gulf states.

VIRUS. **Bunch Disease**. Undetermined.

Pecan scab is the limiting factor in nut production in southeastern states, with strains of the fungus sometimes attacking varieties long considered immune; four or five sprays are required for control. In Arizona severe infection from Phymatotrichum root rot has come where trees are intercropped with lucerne, which provides a rapid transit medium for the fungus. Getting rid of the lucerne and treating with ammonium sulfate saves some trees. Zinc sulfate, added to the soil or to foliar sprays, controls rosette.

---

## PENNISETUM

BACTERIAL STRIPE. **Acidovorax avenae** subsp. **avenae**, GA.

BLACK CHOKE DISEASE. **Ephelis** sp., MD.

LEAF SPOT, Gray. **Pyricularia grisea**, CA.



LEAF SPOT. **Helminthosporium giganteum**, MD; **Phyllosticta penicillariae**, GA; also stunt and chlorosis; **Gaeumannomyces graminis** var. **graminis** (also yellowing), CA.  
 SMUT, Seed. **Ustilago penniseti**, VA.  
 VIRUS. **Maize Chlorotic Dwarf Virus**, OH.

---

## **PENSTEMON (Beard-Tongue)**

BLACK MILDEW. **Dimerium alpinum**, CA.  
 LEAF SPOT. **Cercospora penstemonis**, AL, IN, KS, MT, NE, ND, OK, SD, TX, WI; **Cercospora nivosa**, CO, ID, OH, WA; **Phyllosticta antirrhini**, IL; **Ramularia penstemonis**, CA; **Septoria penstemonis**, CA, IL, ME, MI, MS, MO, NY, OK, TX, WA, WI.  
 LEAF SPOT; Stem Spot. **Ascochyta penstemonis**, CA.  
 NEMATODE, Root Knot. **Meloidogyne** sp.  
 NEMATODE, Stem. **Ditylenchus dipsaci**, VA.  
 POWDERY MILDEW. **Golovinomyces cichoracearum**, WA.  
 ROT, Crown, Stem. **Sclerotium rolfsii**, CT, IL, MA, NJ, TX.  
 ROT, Root. **Phymatotrichum omnivorum**, TX.  
 ROT, Root, Crown. **Phytophthora citrophthora**, CA.  
 RUST. **Puccinia andropogonis** (0, I), widespread; II, III on *Andropogon*; **P. confraga** (III), AZ; **P. palmeri** (0, I, III), AZ, CA, ID, WA, MT, to NM; **P. penstemonis** (III), AZ, CA, OR, UT.

---

## **PEONY (*Paeonia*)**

ANTHRACNOSE. **Gloeosporium** sp., IL, KS, MD, MA, NJ, NC, PA, VA.  
 BACTERIAL Crown Gall. **Agrobacterium tumefaciens**, MD, MI.  
 BLIGHT, Early Bud Rot. **Botrytis paeoniae**, general.  
 BLIGHT, Late; Gray Mold. **Botrytis cinerea**, also leaf rot, general.  
 BLIGHT, Southern. **Sclerotium rolfsii**, MS, TX.  
 BLIGHT, Tip; Crown Rot. **Phytophthora cactorum**, CT, IL, IN, KS, NJ, NY, OH.  
 BLOTCH, Leaf, Stem; Measles. **Cladosporium paeoniae**, general.  
 CANKER, Stem Wilt. **Coniothyrium** sp., CA on tree peonies.  
 LEAF SPOT. **Alternaria** sp., occasional in northeastern and central states; **Cercospora paeoniae**, IL; **Pezizella oenotherae**, MD, PA; **Phyllosticta**

sp., NJ, PA, VA, **Septoria paeoniae**, also stem canker, ME, MI, MN, NJ, NY, OR, RI, WA, WI; **Cryptostictis paeoniae**, IL.

NEMATODE, Leaf and Stem. **Ditylenchus dipsaci**, NJ, WA.

NEMATODE, Root Knot. **Meloidogyne** spp., widespread; **M. hapla**; **M. incognita**.

NEMATODE, Spiral. **Rotylenchus buxophilus**.

NONPARASITIC. **Bud Blast**. Various causes, sometimes potassium deficiency.

**Le Moine Disease**; Club Root. Cause unknown, possibly virus.

POWDERY MILDEW. **Erysiphe polygoni**, TX.

ROT, Root. **Armillaria mellea**, CA, IA, MI, OR; **Fusarium** sp., CO, IN, MO, NE, NJ, OK; **Phymatotrichum omnivorum**, AZ, TX; **Rhizoctonia solani**, CT, IL, MN, NY, PA, VA; **Thielaviopsis basicola**, CT.

ROT, Stem; Wilt. **Sclerotinia sclerotiorum**, IL, MD, MN, NJ, NY, OH, OK.

VIRUS. **Peony Ring Spot**, MA to VA, CA, KS, MI, WA.

VIRUS. **Witches' Broom**, **Crown Elongation**. Cause unknown, MD, NY, VA.

WILT. **Verticillium albo-atrum**, IL, KS, MD, NY, OH.

Botrytis blight is doubtless the best-known peony disease. Young shoots are rotted at base; buds turn black, flowers are blasted. Cutting down all tops at ground level in fall and spraying in spring when reddish shoots first show will reduce blight. Anthracnose, blotch, sometimes leaf spot, may be serious occasionally. In humid summers *Sclerotinia sclerotiorum* frequently kills stalks, filling the pith with very large sclerotia. Sickly plants may have root-knot nematodes. Lack of bloom may be due to too-deep planting, growing in shade, Botrytis blight, or nematodes.

---

## PEPEROMIA

ANTHRACNOSE. **Colletotrichum** sp., WA; **Gloeosporium** sp., WA.

LEAF SPOT. **Myrothecium roridum**, FL.

NEMATODE. **Aphelenchoides ritzemabosi**; **Pratylenchus** sp.; **Radopholus similis**, FL.

ROT, Cutting; Root. **Rhizoctonia** sp.; **Pythium splendens**, CA; **Phytophthora palmivora**, CA; **P. nicotianae** var. *parasitica*, OH.

VIRUS. **Cucumber Mosaic**, SC; **Ring Spot**; **Oedema**, pimples in leaves, graft-transmissible, probably due to a virus; **Tobravirus**, IL, MI, MN.

The virus ring spot distorts leaves, which have chlorotic or brown necrotic rings; plants are stunted.

## PEPPER (*Capsicum*)

ANTHRACNOSE; Fruit, Leaf and Stem Spot. **Gloeosporium piperatum**, MA to FL, IL, TX; **Glomerella cingulata**, fruit rot, CT to FL, KS, OH, TX; **Colletotrichum capsici**, ripe rot, MS.

BACTERIAL Canker, Vascular. **Clavibacter michiganense**, IN, OH, WY, on *C. annuum* var. *cerasiforme*, and on *C. frutescens* (Bell Pepper), CA.

BACTERIAL Fruit and Stem Spot; Seedling Blight. **Xanthomonas vesicatoria**, general in South and East.

BACTERIAL Leaf Spot. **Xanthomonas vesicatoria**, NC, OH; **X. vitians**, OH; **Pseudomonas syringae**; **P. viridiflava**, FL.

BACTERIAL Soft Rot. **Erwinia aroideae**, and **E. carotovora** pv. **carotovora**, CA, FL, NJ; **Pseudomonas marginalis**, CA, FL, NJ, occasional in market.

BACTERIAL Wilt. **Pseudomonas solanacearum**, PA to FL.

BLIGHT; Blossom Rot. **Choanephora cucurbitarum**, FL, NC.

BLIGHT; Fruit Rot. **Phytophthora capsici**, CA, CO, FL, LA, MO, NM, NY, OH, TX, VA; **P. parasitica**, IL, IN.

BLIGHT, Southern. **Sclerotium rolfsii**, NC to FL.

DAMPING-OFF; Stem and Root Rot. **Pythium** spp., cosmopolitan; **Rhizoctonia solani**, cosmopolitan.

DODDER. **Cuscuta** sp., GA, NJ, VA.

DOWNY MILDEW. **Peronospora tabacina**, GA, NC, SC, TX.

FRUIT SPOT, Black. Nonparasitic, TX.

GIRDLING, Stem. **Nectria haematococca**, FL.

LEAF SPOT. **Ascochyta capsici**, WA, NY to FL; **Cercospora capsici**, frog-eye; stem-end rot; **C. unamunoi**, CA and Gulf states; **Stemphylium solani**, FL; **S. botryosum** f. sp. **capsicum**, NY.

MOLD, Leaf. **Cladosporium herbarum**, CA, GA, TX; Seed Mold, **Stemphylium botryosum**, CT, FL.

NECROSIS, Vascular. **Verticillium dahliae**, NM.

NEMATODE, Awl. **Dolichodorus heterocephalus**.

NEMATODE, Burrowing. **Radopholus similis**.

NEMATODE, Lesion. **Pratylenchus penetrans**.

NEMATODE, Root Knot. **Meloidogyne arenaria**; **M. incognita**; **M. hapla**.

NEMATODE, Spiral. **Helicotylenchus erythrinae**.

NEMATODE, Stylet. **Tylenchorhynchus claytoni**; **T. capitatus**.

NEMATODE, Tobacco Cyst. **Heterodera tabacum**, VA.

NONPARASITIC. **Blossom-End Rot**. Deficient water supply, also lack of calcium.

**Sunscald**. High temperature, often after defoliation.

POWDERY MILDEW. **Leveillula taurica**, AZ, CA, FL, HI, NV, NY, OK, UT, British Columbia, Canada.

ROT, Black; Internal Mold, Early Blight. **Alternaria** spp., general after sunscald and blossom-end rot.

ROT, Charcoal. **Macrophomina phaseoli**, CA, GA, KS, NJ, TX.

ROT, Crown. **Sclerotinia minor**, CA.

ROT, Fruit. **Colletotrichum capsici** and **C. nigrum**, general; **Colletotrichum gloeosporioides** and **C. coccodes**, FL; **Diaporthe phaseolorum**, MS, MO; **Phoma destructiva**, AL, DE, FL, GA, MS, NY; **Penicillium** sp., GA; **Rhizopus stolonifer**, FL, TX, WA; **Sclerotinia sclerotiorum**, also stem rot, CA, CT, FL, MA, OH; **Fusarium** spp.; **F. solani**, **Nectria haematococca**, also stem canker; **F. subglutinans**, British Columbia, Canada.

ROT, Gray Mold. **Botrytis cinerea**, occasional in market or field.

ROT, Pod. **Curvularia lunata**, FL; **Nematospora coryli**, yeast spot after plant bug injury.

ROT, Root. **Aphanomyces** sp., NJ, of seedlings; **Phymatotrichum omnivorum**, AZ, TX; **Pythium aphanidermatum**, FL; **P. myriotylum**, FL; **P. helicoides**, FL; **P. splendens**, FL; **P. arrhenomanes**, FL; **P. catenulatum**, FL; **P. irregulare**, FL; **P. graminicola**, FL.

VIRUS. **Pepper Mottle**, CA; **Pepper Strain of Alfalfa Mosaic**; **Pepper Vein-Banding Mosaic** (Potato Y virus); **Potato Virus X**; **Cucumber Mosaic**, FL; **Tobacco Mosaic**; **Tobacco Mosaic** (Jalapeno Pepper), NY; **Tobacco Etch**; **Aster Ring Spot**; **Beet Curly Top**; **Tomato Spotted Wilt**, FL, IN, LA, OH, TN; **Beet Curly Top**, OR; **Pepper Mild Mottle**, FL, OR, SC; **Pepper Mild Tigre**, TX; **Pepper Texas**, TX; **Serrano Golden Mosaic**, AZ; **Tomato Leaf Curl**, CA, Mexico.

VIRUS. **Potato Virus Y** and **Tobacco Ring Spot**, TX; **Impatiens Necrotic Spot**, WA.

WILT. **Fusarium annuum**, AZ, CO, LA, ME, MS, NJ, NM, OK, TX; **Verticillium albo-atrum**, CA, CO, CT, LA, NY, TX.

To control bacterial spot and anthracnose rotate crops, avoiding land growing potatoes, tomatoes, or eggplant the previous year, and do not grow next to other solanaceous crops. To avoid sunscald, keep fruits shaded; spray to control leaf spots to prevent defoliation. For virus diseases, obtain healthy seed or use resistant varieties. Do not start plants in greenhouses with petunias or Jerusalem cherries; do not smoke or handle tobacco near plants; control aphid vectors; control weed hosts before the crop is planted.

---

### PEPPER-GRASS, GARDEN CRESS (*Lepidium*)

DAMPING-OFF. *Pythium debaryanum*, TX; *Rhizoctonia solani*, TX.  
 DOWNY MILDEW. *Peronospora lepidii*, IA, SD, TX.  
 ROT, Root. *Pyrenochaeta terrestris*, pink root, ND, SD; *Phymatotrichum omnivorum*, TX.  
 ROT, Crown. *Sclerotinia sclerotiorum*, MA.  
 RUST. *Puccinia aristidae* (0, I), TX; II, III on grasses.  
 VIRUS. *Bidens Mottle*, FL.  
 WHITE RUST; White Blister. *Albugo candida*, general.

---

### PEPPER VINE, CISSUS (*Ampelopsis arborea*)

BLIGHT, Thread. *Pellicularia koleroga*, LA.  
 DODDER. *Cuscuta compacta*, FL.  
 LEAF SPOT. *Cercospora arboreae*, TX; *C. vitis*, LA; *Guignardia bidwellii* f. sp. *parthenocissi*, MS, NJ.

---

### PERIWINKLE, MADAGASCAR (*Catharanthus*)

BLIGHT, Web. *Rhizoctonia solani*, LA; *Sclerotium rolfsii*, LA.  
 PHYTOPLASMA, Yellowing and Witches' Broom. *Candidatus brasiliense*, Brazil.

---

### PERSIMMON (*Diospyros*)

ANTHRACNOSE; Fruit, Twig, Blight. *Gloeosporium diospyri*, East and South to KS.  
 BACTERIAL Crown Gall. *Agrobacterium tumefaciens*, CA.  
 BACTERIAL, Witches' Broom. **mLO**, TX.

- BLIGHT, Thread. **Pellicularia koleroga**, FL, on Japanese persimmon.
- BLIGHT, Twig. **Phoma diospyri**, FL, SC; **Physalospora obtusa**, Gulf states.
- BLOTCH, Leaf. **Mycosphaerella diospyri**, Gulf states.
- CANKER; DIEBACK. **Diplodia natalensis**, AL, TX; **Botryosphaeria ribis**, AL, LA, MD.
- FRUIT SPOT; Fly Speck. **Leptothyrium pomi**, FL; **Macrophoma diospyri**, AL, NJ, TX.
- LEAF SPOT, Algal. **Cephaleuros virescens**, FL.
- LEAF SPOT, Brown. **Cercospora diospyri**, IL, ME, MS, SC, TX, VA; Black, **C. fuliginosa**, AL, FL, GA, IL, MS, TX; **Pestalotia** sp., secondary; **Phyllosticta** sp., FL, IN; **Ramularia** sp., FL; **Fusicladium levieri**, CT, FL, MS.
- MISTLETOE. **Phoradendron serotinum (flavescens)**, FL, TX.
- MISTLETOE. **Viscum album**, CA, on *Diospyros kakai* (Japanese Persimmon).
- NEMATODE, Citrus. **Tylenchulus semipenetrans**, CA.
- NEMATODE, Root Knot. **Meloidogyne** sp., FL, SC, TX.
- POWDERY MILDEW. **Podosphaera oxycanthae**, TX.
- ROT, Fruit. **Alternaria** sp., occasional on Japanese persimmon; **Botrytis cinerea**, gray mold; **Penicillium expansum**, blue mold, cosmopolitan; **Physalospora** spp., AL, AZ, GA, NY, TX; **Rhizopus stolonifer**, TX.
- ROT, Root. **Armillaria mellea**, CA; **Phymatotrichum omnivorum**, TX.
- ROT, Wood. **Daedalea ambigua**, LA, MS; **Daldinia concentrica**, LA, VA; **Fomes** spp.; **Hericium erinaceus**, LA; **Lentinus tigrinus**, LA, MS; **Pleurotus ostreatus**, LA, MS; **Polyporus** spp.; **Schizophyllum commune**, KY, TN.
- WILT. **Cephalosporium diospyri**, AL, AR, FL, GA, MS, NC, OK, SC, TN, TX; **Verticillium albo-atrum**, TX.
- Persimmon wilt started in Tennessee in 1933, and at the end of 5 years only 5% of the persimmons in that native stand were alive. Oriental persimmons are resistant.

---

## **PETALOSTEMON (Prairie-Clover)**

- ROT, Root. **Phymatotrichum omnivorum**, TX.
- RUST. **Puccinia andropogonis** (0, I), ND to KS, CO, TX, WY; **Uropyxis petalostemonis** (0, I, II, III), WI to ND, CO, NM.

## PETASITES (Butter-Bur)

GALL, Leaf. *Synchytrium aureum*, WI.

LEAF SPOT. *Ramularia variegata*, WI; *Stagonospora petasitidis*, WI.

RUST. *Puccinia conglomerata*, MI, MN, NY, WI; *P. poarum*, AK.

## PETUNIA

BACTERIAL Fasciation. *Clavibacter fascians*, CA, OH, PA.

BACTERIAL, MLO. *Aster Yellows*.

BACTERIAL Wilt. *Pseudomonas solanacearum*, FL.

BLIGHT, of old flowers. *Choanephora conjuncta*, GA; *C. cucurbitarum* (whole plant), LA; *Phytophthora infestans*, CA, MD, NY; *Sclerotinia sclerotiorum*, LA.

BLOTCH, Leaf. *Cercospora petuniae*, FL, OK.

DAMPING-OFF. *Rhizoctonia solani*, FL, NJ, NY, NC, OK, PA, TX.

DODDER. *Cuscuta* spp., MD, NJ, NY, OK, TX, WV.

LEAF SPOT. *Ascochyta petuniae*, TX.

NONPARASITIC. **Air Pollution Injury**.

NEMATODE, Root Knot. *Meloidogyne* spp., general in South, occasional in greenhouses.

POWDERY MILDEW. *Oidium* sp., MN, NY, VA.

ROT, Black Stem. *Stemphylium botryosum*, secondary, TX.

ROT, Crown. *Phytophthora nicotianae* var. *parasitica*, FL.

ROT, Crown. *Phytophthora parasitica*, CO.

RUST. *Puccinia aristidae* (0, I), AZ.

VIRUS. **Beet Curly Top**, CA, OR; **Tobacco Etch**; **Tobacco Mosaic**; **Cucumber Mosaic**, general; **Tobacco Ring Spot**; **Tomato Spotted Wilt**, CA; **Impatiens Serotype**, GA, FL; **Petunia Vein-Clearing**, MN; **Potato Rugose Mosaic**; **Bidens Mottle**, FL; **Bromegrass Mosaic**, General; **Calibrachoa Mottle**, CA, FL.

WILT. *Fusarium* sp., WA; *Sclerotinia sclerotiorum*, WA; *Verticillium albo-atrum*, CA.

Dodder is common on petunias, reported in window boxes as well as in garden beds. Plants started in greenhouses may get infected with tobacco mosaic. Smoking around petunias, or a tobacco-stem mulch, may also foster mosaic.

## PHILIBERTIA

POWDERY MILDEW. *Phyllactinia corylea*, FL.

RUST. *Puccinia bartholomaei* (0, I), AZ; *P. obliqua* (III), AZ, CA, FL, NM, TX.

---

## PHILODENDRON

ANTHRACNOSE. *Gloeosporium* sp., WA; *Colletotrichum* sp., WA.

BACTERIAL Leaf Rot. *Erwinia chrysanthemi*, FL.

BLIGHT, Southern. *Sclerotium rolfsii*, CA.

LEAF SPOT. *Colletotrichum philodendri*, NJ.

NEMATODE, Burrowing. *Radopholus similis*, FL; Root Knot. *Meloidogyne* sp.

NEMATODE, Spiral. *Helicotylenchus nannus*: Lesion *Pratylenchus* sp., FL.

NONPARASITIC. Exudation of sugars, CA.

ROT, Root. *Pythium splendens*, FL.

ROT, Stem. *Phytophthora* spp., FL.

SOOTY MOLD. *Capnodium* sp.

---

## PHLOX

BACTERIAL Crown Gall. *Agrobacterium tumefaciens*, NJ.

BACTERIAL Fasciation. *Clavibacter fascians*, CA.

BACTERIAL, MLO. Aster Yellows, NJ, NY, PA, and California Aster Yellows, CA.

BLIGHT, Gray Mold. *Botrytis cinerea*, AK.

BLIGHT, Stem. *Pyrenochaeta phlogis*, NY.

BLIGHT, Southern; Crown Rot. *Sclerotium rolfsii*, CT, FL, IL, MD, NJ, NY, OH, TX, VA.

CANKER, Stem. *Colletotrichum* sp., FL.

DOWNY MILDEW. *Peronospora phlogina*, IA, WI.

LEAF SPOT. *Ascochyta phlogis* var. *phlogina*, MA, NY, TX; *Cercospora omphakodes*, NY to IA, WI; *Macrophoma cylindrospora*, CA; *Phyllosticta* sp., WA; *Septoria* spp.; *Volutella phlogina*, LA; *Ramularia* sp., WA; *Stemphylium botryosum* (*Pleospora herbarum*), NJ.

NEMATODE, Leaf. *Aphelenchoides fragariae*, MD.



NEMATODE, Leaf and Stem. **Ditylenchus dipsaci**, CA, CT, MD, NJ, NY, OH, TX, WA.

NEMATODE, Root Knot. **Meloidogyne** spp., KS, MD, MA, NJ, OH, TX, WA.

NONPARASITIC. **Leaf Drop**; “Rust,” Blight. Cause uncertain but includes inability of old stems of some varieties to take up enough water.

POWDERY MILDEW. **Golovinomyces cichoracearum**, general; **Sphaerotheca macularis**, KS, NH, NY, OH, WA.

ROT, Charcoal. **Macrophomina phaseoli**, IL.

ROT, Root. **Thielaviopsis basicola**; **Phymatotrichum omnivorum**, TX.

RUST. **Puccinia douglasii** (0, I, III), CO, MT, NE, NJ, NM, OR, PA, UT, WA, WY; **P. plumbaria** (0, I, III), IL, IA, MO, TX, WY to NM, CA, WA; **Uromyces acuminatus** var. **polemonii** (0, I), IL, IA, MN, MS, SD, WI.

VIRUS. **Angelonia Flower**; **Mosaic**, MD, NY, NC; **Tomato Spotted Wilt- Impatiens Serotype**, GA, FL; **Tobravirus**, IL, MI, MN.

WILT. **Verticillium albo-atrum**, MN, NY.

When gardeners talk about “rust” on phlox, they usually mean the physiological blight, for true rusts are uncommon on perennial summer phlox. Powdery mildew is general and especially disfiguring when plants are shaded or crowded with little air circulation. Sulfur dust is still good.

## PHOENIX-TREE (*Firmiana simplex*)

BLIGHT, Web. **Rhizoctonia microsclerotia**, FL.

CANKER; Coral Spot. **Nectria cinnabarina**, OK.

ROT, Root. **Phymatotrichum omnivorum**, TX.

## PHOTINIA (Christmasberry, Toyon and Oriental Species)

ANTHRACNOSE. **Gloeosporium** sp., MS.

BACTERIAL Fire Blight. **Erwinia amylovora**, CA, NJ.

BLIGHT, Leaf. **Fabraea maculata**, CA, LA.

DIEBACK. **Cytospora** sp.

LEAF SPOT. **Cercospora** sp., GA; **C. heteromeles**, CA, TX; **C. photiniaeserrulata**; **C. eriobotryae**; **Lophodermium heteromeles**, CA; **Phyllosticta heteromeles**, CA, TX; **Pestalotia** sp., NJ; **Septoria photiniae**,

CA, PA.

POWDERY MILDEW. **Podosphaera leucotricha**, CA; **Sphaerotheca pan-nosa**, OR.

ROT, Crown. **Phytophthora cactorum**, CA.

ROT, Root. **Clitocybe tabescens**, FL; **Phymatotrichum omnivorum**, TX; **Phytophthora lateralis**, NC; **P. syringae**, NC.

RUST. **Gymnosporangium japonicum** (0, I), III on juniper; **G. clavipes**, MA.

SCAB. **Photinia photinicola** (*Spilocaea eriobotryae*), on leaves, berries, CA.

---

### **PHYSOSTEGIA (False Dragonhead)**

BLIGHT; Southern Crown Rot. **Sclerotium rolfsii**, VA to OK, CT, KS, NJ, NY, WI.

DOWNY MILDEW. **Plasmopara cephalophora**, WI.

LEAF SPOT. **Mycosphaerella physostegiae**, GA, VA; **Septoria physostegiae**, IL, WI.

ROT, Stem. **Sclerotinia sclerotiorum**, ME.

RUST. **Puccinia physostegiae** (III), IN, MT, NH, NY.

VIRUS. **Tomato Spotted Wilt**, PA.

---

### **PICK-A-BACK (*Tolmiea*)**

POWDERY MILDEW. **Sphaerotheca** sp., OR.

VIRUS. **Tomato Spotted Wilt**, PA.

---

### **PIERIS (Mountain, Japanese Andromeda)**

BLIGHT, **Phytophthora ramorum**, OR; **P. tropicalis**, VA.

BLIGHT, Twig. **Cytospora** sp., OR.

DIEBACK. **Phytophthora** sp., PA; **Phytophthora cambivora**, NC.

LEAF SPOT. **Pestalotia** sp., CT, NJ; **Phyllosticta andromedae**, NJ; **P. maxima**, CT, NJ; **Alternaria tenuis**, RI.

LEAF SPOT, Tar. **Rhytisma andromedae**, FL, GA.

ROT, Root. **Armillaria mellea**, NJ.

## PIGEON PEA (*Cajanus*)

PHYTOPLASMA, **Witches' Broom**. FL.

VIRUS. **Pigeon Pea Golden Mosaic**.

## PINE (*Pinus*)

BLACK MILDEW. **Lembosia acicola**, CA.

BLIGHT, Brown Felt. **Herpotrichia nigra**, Northwest, on snow-buried foliage at high altitudes; **Neopeckia coulteri**, CA, MT.

BLIGHT, Brown Spot Needle. **Systemma (*Scirrhia*) acicola**, on hard pines in South, on Red pine, WI.

BLIGHT, Foliage. **Rhizoctonia solani**, VA.

BLIGHT, Needle. **Cytospora pinastri**, ME, NJ, PA; **Hendersonula pinicola**, NC, TN, WY; **Pullularia pullulans**, after insect injury; **Dothistroma pini**, IL, IA, NE, OH, OK, MD; **Septoria spadicea**, MN, NH, NY, VT, VA; **Lecanosticta** sp.

BLIGHT, Needle. **Dothistroma pini**, MN, MT, PA; **D. septospora**, PA, VT.

BLIGHT, Needle. **Lophodermella cerina**, AL, FL, LA, MS.

BLIGHT, Seedling. **Botrytis cinerea**, cosmopolitan; **Cylindrocladium scoparium**, NJ; **Fusarium subglutinans**, AL, NC, seedling mortality; **Rhizina undulata**, CA, ME, MN, northern Rocky Mts.; **Thelephora terrestris**, KS, ME, NJ, OH, PA, northern Rocky Mts.; **Scleroderris lagerbergii**, MI, NY, WI, also canker.

BLIGHT, Shoot. **Fusarium moniliforme** var. **subglutinans**, FL, GA; **Diplodia gossypina**, GA; **Gremmeniella abietina**, NH, NY; **Sphaeropsis sapinea**, NE.

BLIGHT, Snow. **Phacidium infestans**, occasional, New England; **P. convexum**, NC.

BLIGHT, Tip; Twig; Collar Rot. **Diplodia pinea** (*Sphaeropsis ellisii* and *S. Sapinea*), New England to CA, IA, KS, ND, SD, VA, WI. **Cenangium ferruginosum** (*C. abietis*), "pruning twig blight," widespread, sometimes secondary; **Monochaetia pinicola**.

CANKER. **Atropellis pinicola**, Northwest; **A. piniphila**, Northwest, AL, NM, TN; **A. tingens**, GA, MA, NH, NC, PA, VA; **A. arizonica**, AZ; **Caliciopsis pinea**, New England to SC, TN; **Dasyscyphus ellisiana**, on introduced pines in eastern states; **D. pini**, on five-needle pines, Pacific

- Northwest, MI; **Nectria** spp., New England to NC, IA; **Rhabdospora mirabilissima**, of seedlings, NY; **Tympanis confusa**, VA.
- CANKER. **Scleroderris lagerbergii** on red pine MI, MN, NY, VT, WI.
- CANKER, Bark. **Aleurodiscus amorphus**, widespread; Felt, **Septobasidium** spp.
- CANKER, Bleeding. **Sphaeropsis ellisii**, PA.
- CANKER, Pitch. **Fusarium lateritium** f. sp. **pini**, FL, VA; **F. moniliforme** var. **subglutinans**, FL, NC; **F. circinatum**, AL, CA.
- DAMPING-OFF. **Rhizoctonia solani** and **Pythium** spp., cosmopolitan; **Fusarium moniliforme** var. **intermedium**, GA
- DECLINE. **Helicotylenchus multinctus**, GA.
- DIEBACK, Tip. **Sirococcus strobilinus**, CA, MI, MN, WI.
- MISTLETOE. **Psittacanthus macrantherus**. Sinaloa, Mexico.
- MISTLETOE, Dwarf. **Arceuthobium americanum**, Rocky Mt. states; Pacific Northwest; **A. campylopodum**, western dwarf, Rocky Mt. states to Pacific Coast, TX; **A. vaginatum**, southern Rocky Mt. states; **A. vaginatum** subsp. **cryptopodum**, CO; **A. cyanocarpum**, CO; OR, WY; **A. occidentale**, CA; **A. gilli**, AR; **A. vaginatum** subsp. **vaginatum**, AR; **A. hondurensis**, Mexico; Dwarf Mistletoe; **Cladocolea cupulata** on **P. duglasiana** and **P. herrarie**, Mexico (Durango and Sinaloa).
- NEEDLE CAST. **Bifusella linearis**, tar spot, widespread; **B. striiformis**, CA; **Elytroderma deformans**, also witches' broom, SD to AZ, CA, GA, WA; **Hypoderma desmazierii**; ME to NC, GA, WI; **H. hedgecockii**, Southeast; **H. lethale**, gray blight, on hard pines, New England to FL, LA; **H. pedatum**, CA; **H. pini**, CA, NV; **H. saccatum**, tar spot, CO, NM; **Hypodermella arcuata**, CA, OR; **H. ampla**, tar spot, Great Lakes states; **H. cerina**, CA; **H. concolor**, CO to ID, MT, OR; **H. lacrimiformis**, CA, OR; **H. limitata**, CA; **H. medusa**, CA, CO; **H. montana**, CA to ID, OR; **H. montivaga**, CA to MT, OR; **Lophodermium nitens**, New England to GA and MI and Pacific Northwest, on five-needle pines; **L. pinastri**, widespread; **L. ponderosae**, CA; **Canavirgella banfieldii**, MI.
- NEEDLE CAST. **Bifusella saccata**, CA, CO; **Hypodermella** sp., CA, OR; **Lophodermium durilabrum**, OR; **L. seditiosum**, MI.
- NEEDLE DROOP. Abiotic inability of poor roots to acquire sufficient water, MI, MN, WI.
- NEMATODE, Dagger. **Xiphinema americanum**.
- NEMATODE, Lance. **Hoplolaimus coronatus**.

- NEMATODE, Leaf. **Aphelenchoides fragariae**, FL.
- NEMATODE, Pinewood. **Bursaphelenchus xylophilus**, vectored by pine sawyer beetle, IL, MO; also **B. lignicolus**, MO.
- NEMATODE, Ring. **Criconemoides lobatum**; FL; **C. similis**, FL, NC.
- NEMATODE, Root Knot. **Meloidogyne** sp., NM; **Meloidodera javanica**, FL; **M. floridensis**, on slash pine, FL.
- NEMATODE, Sting. **Belonolaimus gracilis**.
- NONPARASITIC. **Ozone Injury**; **Sulfur Dioxide Injury**; IN, NJ, WI; **Needle Curl**. High temperature; **Chlorotic Dwarf**.
- ROT, Charcoal. **Macrophomina phaseoli**.
- ROT, Heart; Wood. **Fomes** spp., general; **Fomes annosus**; **Lentinus lepideus**, widespread; **Polyporus** spp., widespread; **Poria** spp., **Lenzites saepiaria**; **Stereum** spp.; **Trametes** spp., widespread.
- ROT, Hypocotyl. **Fusarium oxysporum**, CA; **F. oxysporum** var. **redolens**, MN, root lesions; **Longidorus** sp. (root damage and seedling stunting), GA.
- ROT, Root. **Armillaria mellea**, widespread; **Ceratocystis wageneri**, OR, Pacific Northwest; **Clitocybe tabescens**, FL; **Cylindrocladium scoparium**, seedling blight, NJ, PA, WA; **C. clavatum**, FL; **Fusarium solani**, PA; **F. oxysporum**, PA; **F. avenaceum**, PA; **Phytophthora cactorum**, seedling blight, Northeast; **Phymatotrichum omnivorum**, TX; **Sparassis radicata**, MT to OR, WA; **Verticicladiella wagenarii**, CA, MT, western states; **V. procera**, FL, MN; **V. penicillata**, ID; **V. abietina**, ID.
- ROT, Root. **Fomes annosus**, VA, WI; **Polyporus schweinitzii**, VA; **Phytophthora parasitica** var. **nicotianae**, CA; **P. citricola**, CA; **P. dreschleri**, NC; **Iononotus circinatus**, FL.
- ROT, Root; Little Leaf. **Phytophthora cinnamomi**, NC, TN, VA, Dominican Republic.
- ROT, Root; blue-stain fungi associated with roots; **Leptographium terebrantis**; **L. procerum**; **Ophiostoma** sp., **Graphium** spp., AL, TX.
- RUST. **Coleosporium crowellii**, CA, NV, UT, NV; **Melampsora larici-populina** (0, I), WA; II, III, on poplar; **M. medusae** f. sp. **deltoidae** (0, I), WA; II, III, on poplar.
- RUST, Comandra Blister. **Cronartium comandrae** (0, I), swellings in twigs, trunks of hard pines; II, III on bastard toadflax, ND.
- RUST, Cone. **Cronartium conigenum**, hypertrophy of cones, especially in South; II, III on oak; **C. strobilinum**; II, III on evergreen oaks.

- RUST, Eastern Gall. **Cronartium quercuum**, galls on trunk, branches, witches' brooms on two- and three-needle pines East to Rocky Mts. especially Southeast; II, III on oak, rarely chestnut.
- RUST, Fusiform. **Cronartium fusiforme**, swellings in trunk, branches, in South; II, III on evergreen oaks; **Cronartium quercuum** f. sp. **fusiforme**, NC.
- RUST, Lodgepole Pine Blister; Western Fusiform. **Cronartium coleosporioides** (*Peridermium harknessii*) (0, I), swellings on twigs, branches; trunk cankers; widespread in West; II, III on painted-cup, birdbeak, owl-clover, wood-betony; **C. stalactiforme** (0, I); II, III on Indian paintbrush.
- RUST, Needle. **Coleosporium apocyanaceum** (0, I), Southeast; II, III on *Amsonia*; **C. asterum** (*C. solidaginis*) (0, I), on all two- and three-needle pines in eastern U.S., western form CO to MT, WA; II, III on aster, goldenrod, and other composites; **C. campanulae** (0, I), Northeast to IN, NC; (I, III on bellflower, loosestrife, Venus-looking-glass; **C. crowellii** (III), on pinon and limber pines, AZ, CO, NM; **C. delicatulum** (0, I), New England to FL and west to Great Plains; II, III on goldenrod; **C. elephantopodis** (0, I), NJ to FL, TX; II, III on *Elephantopus*; **C. helianthi** (0, I), NY to GA, OH; II, III on sunflower; **C. inconspicuum** (0, I), MD to GA, OH, TN; II, III on coreopsis; **C. ipomoeae** (0, I), NJ to FL, AZ, IL; II, III on morning-glory; **C. jonesii** (0, I), AZ, CO, NM; II, III on currant and gooseberry; **C. laciniariae**, NJ to FL; II, III on *Liatris*; **C. madiiae** (0, I), CA, OR; II, III on composites; **C. minutum** (0, I), on loblolly and spruce pines, FL; II, III on *Forestiera*; **C. pinicola**, DE to NC, TN; **C. senecionis**, CO, RI; II, III on *Senecio*; **C. sonchiarvensis** (0, I), on Scotch pine, CT to NE; II, III on sow-thistle; **C. terebinthinaceae** (0, I), Southeast; II, III on *Parthenium* and *Silphium*; **C. vernoniae** (0, I), on two- and three-needle pines East and South; II, III on ironweed.
- RUST, Pine-Pine Gall. **Endocronartium harknessii**, MN, MO, PA.
- RUST, Piñon Blister. **Cronartium occidentale**.
- RUST, Stem. **Cronartium appalachianum** (0, I), NC, TN, VA; II, III on *Buckleya*; **C. filamentosum**; **Peridermium weirii**.
- RUST, Sweet-Fern Blister. **Cronartium comptoniae**, swellings on trunk and branches of two- and three-needle pines from northeastern to central and Great Lakes states; II, III on sweet-fern and sweet gale.

RUST, Western Gall. **Endocronartium harknessii**, VA, also twig necrosis and witches' broom, MA, ND.

RUST, White Pine Blister. **Cronartium ribicola** (0, I), swellings on trunk and branches of eastern white pine from New England to MN, NM, VA; on western white pine in Pacific Northwest; on sugar pine, CA; on limber pine, ND, SD, WY; II, III on gooseberry, currant, CA; on whitebark pine, CA, CO, NV.

SOOTY MOLD. **Fumago vagans**; **Capnodium pini**, widespread; **Scorias spongiosa**.

White pine blister rust is, of course, our foremost disease of pines, and full details are given under Rusts. Black currants are banned entirely in infected areas, red currants within 300 feet of pines. Of the other possible rusts on various pines, the only one seen in northern gardens is the aster rust (*Coleosporium asterum*), which is slightly disfiguring to the needles but not very damaging to general health. Fusiform rust is serious in the South. Brown needles may be due to one of the needle blights or needle cast fungi and also to winter drying. New shoots of Austrian pine turn brown from Diplodia tip blight, which should not be confused with the common discoloration caused by the pine shoot moth.

VIRUS. **Tomato Spotted Wilt**, GA (in *P. elliotii*, *P. taeda*, *P. palustris*).

WITCHES' BROOM. **Elytroderma deformans**, CA.

---

## PINEAPPLE (*Ananas*)

NEMATODE, Lesion. **Pratylenchus brachyurus**.

NEMATODE, Root Knot. **Meloidogyne** sp., FL.

NONPARASITIC. **Spike**, Long Leaf, FL.

ROT, Leaf Base; White Leaf Spot. **Ceratocystis paradoxa**, FL.

VIRUS. **Pineapple Wilt-Associated**, HI.

WILT. Toxic effect of mealybug feeding.

---

## PIPSISSEWA (*Chimaphila*)

LEAF SPOT. **Mycosphaerella chimaphilina**, NY, OR, PA, WA; **Septoria chimaphilae**, DE.

RUST. **Pucciniastrum pyrolae** (II, III), NY to NC, CA, MT, OR, TN, WA, WI.

## **PISTACHIO (*Pistacia*)**

- BLIGHT, ROT ROOT. **Rhizoctonia solani**, CA.  
BLIGHT, Shoot. **Botrytis cinerea**, CA; **Sclerotinia sclerotiorum**, CA;  
**Botryosphaeria rhodina**, CA; **Fusicoccum** (formerly *Botryosphaeria*).  
BLIGHT, Thread. **Pellicularia koleroga**, FL, TX.  
LEAF SPOT. **Phyllosticta lentisci**, TX; **Septoria pistaciarum**, AZ, TX.  
NEMATODE. **Meloidogyne** sp., CA; **Xiphinema index**, CA.  
ROT, Root. **Phymatotrichum omnivorum**, AZ, CA, TX.  
ROT, Sapwood. **Pleurotus ostreatus**, CA; **Schizophyllum commune**, CA.  
WILT. **Verticillium albo-atrum**, CA.

---

## **PITCHER-PLANT (*Sarracenia*)**

- BLIGHT, Southern. **Sclerotium rolfsii**, TX.  
LEAF SPOT. **Colletotrichum gloeosporioides**, NJ, TX; **Helminthosporium sarracenia**, secondary, MN; **Mycosphaerella sarraceniae**, GA, ME, MI, MN, MS, NY, PA, SC; **Pestalotia aquatica**, secondary, MD, MN.  
ROT, Root. **Pythium graminicola**, NC; **Rhizoctonia solani**, TX.

---

## **PITHECELLOBIUM (Blackbead, Catsclaw)**

- BLIGHT, Twig. **Phomopsis** sp., FL.  
LEAF SPOT. **Colletotrichum erythrinae**, TX; **Pestalotia funerea**, TX;  
**Phyllosticta pithecolobii**, TX.  
NEMATODE. **Meloidogyne** sp.  
RUST. **Ravenelia gracilis** (0, I, II, III), TX; **R. pithecolobii** (II, III); **R. siderocarpus** (II, III), TX.

---

## **PITTOSPORUM**

- BLIGHT, Southern; Wilt. **Sclerotium rolfsii**, FL, TX.  
BLIGHT, Thread. **Pellicularia koleroga**, LA; **Rhizoctonia ramicola**, FL.  
LEAF SPOT, Angular. **Cercospora pittospori**, FL, LA, SC to TX; **Phyllosticta** sp., AL; **Alternaria tenuissima**, FL.  
NEMATODE, Root Knot. **Meloidogyne** sp.



ROT, Foot. **Diplodia** sp., FL.

ROT, Root. **Phymatotrichum omnivorum**, TX.

VIRUS. **Mosaic**, undetermined, CA; **Rough Bark**, undetermined, CA; **Variation**. Variegated forms may be due to a virus.

WILT. **Verticillium albo-atrum**, CA.

---

**PLANE-TREE, SYCAMORE (*Platanus*) (American Sycamore, *P. occidentalis*; California Sycamore, *P. racemosa*; London Plane, *P. acerifolia*; and Oriental Plane, *P. orientalis*)**

ANTHRACNOSE; Leaf and Twig Blight. **Gnomonia platani** (*G. veneta*, *Gloeosporium platani*, *G. nervisequum*), general.

BACTERIAL Scorch. **Xylem limited Rickettsialike** bacteria, DC, LA, TX.

BLIGHT, Leaf. **Phloeospora multimaculans**, IN, TX.

BLIGHT, Twig; Canker. **Massaria platani**, CA, GA, IN, IA, KS, NJ.

CANKER. **Dothiorella** sp., NY; **Botryodiplodia theobromae**, MS; **Hypoxylon tinctor**, GA, LA, NC.

CANKER Stain; London Plane Blight. **Ceratocystis fimbriata** f. sp. **platani**, DE, MD, MS, MO, NJ, NY, NC, OH, PA, TN, VA, WV.

LEAF SPOT. **Cercospora platanicola** (*Mycosphaerella platanifolia*) NC to GA, IA, TX; spermatial stage is **Phyllosticta platani**; **Mycosphaerella stigmata-platani**, NC; **Septoria platanifolia**, GA, IA, MD, SC, TX, WV; **Stigmella platani-racemosae**, CA; **Cristutariella pyramidalis**, FL; **Tubakia dryina**, LA.

MISTLETOE. **Phoradendron serotinum (flavescens)**, AZ, NM, OK, TN, TX.

NONPARASITIC. **Rosy canker**. Illuminating gas in soil, MD, NJ, NY. **Decline**. Moisture deficiency, MS.

POWDERY MILDEW. **Microsphaera alni**, widespread; **Oidium obductum**, PA, VA, WV; **Phyllactinia corylea**, IN.

ROT, Heart, Trunk. **Fomes** spp.; **Steccherinum (Hydnum) erinaceus**, sometimes on living trees.

ROT, Root. **Armillaria mellea**, MD, TX, WV; **Phymatotrichum omnivorum**, AZ, TX.; **Phytophthora cinnamomi**, MD; **Clitocybe tabescens**, CA; **C. olearia**.

ROT, Wood. **Daedalea** spp., widespread; **Sterum** spp.; **Polyporus** spp.

The canker stain of London plane and American sycamore flared up in epidemic form around Philadelphia in 1935, killing thousands of street and

ornamental trees from Newark to Baltimore before it was learned the fungus was spread in pruning and in tree paint as well as by certain beetles. Pruning is now restricted to winter months, and a disinfectant is added to the wound dressing. Sycamore anthracnose is serious in wet seasons, particularly when the mean daily temperature for 2 weeks after bud-break is below 55°F.

---

### **PLANTAIN, Common (*Plantago*)**

VIRUS. **Tomato Ringspot**, PA; **Plantago Mottle**, NY; **Ribgrass Mosaic**, NY.

---

### **PLATYCODON (Balloon-Flower)**

BLIGHT. **Phytophthora cactorum**, MN.

ROT, Root. **Rhizoctonia solani**, CT, PA; **Phymatotrichum omnivorum**, TX.

---

### **PLUM (GARDEN), PRUNE (*Prunus domestica*)**

BACTERIAL Crown Gall. **Agrobacterium tumefaciens**, widespread.

BACTERIAL Fire Blight. **Erwinia amylovora**, occasional, OR, WA.

BACTERIAL Leaf Spot; Black Spot. **Xanthomonas pruni**, eastern and southern states to WI, TX.

BACTERIAL Shoot Blight; Gummosis. **Pseudomonas syringae**, CA.

BLACK KNOT. **Dibotryon morbosum**, widespread except far West.

BLIGHT, Blossom, Twig. **Monilinia laxa**, CA, OR, WA; **Botrytis cinerea**.

BLIGHT, Thread. **Pellicularia koleroga**, LA.

BLIGHT, Twig. **Diplodia** spp., secondary.

BLOTCH, Leaf. **Phyllosticta congesta**, GA, TX.

CANKER. **Phytophthora cactorum**, CA, IN; **Ceratocystis fimbriata**, CA; **Valsa (*Cytospora*) leucostoma**, dieback, widespread.

LEAF CURL; Witches Broom. **Taphrina** spp., occasional; **T. communis**, plum pockets; **T. pruni**, pockets, bladder plums; **T. insititiae**.

LEAF SPOT; Shot Hole. **Cercospora circumscissa**, CA, FL, MA, TX, WA; **Coccomyces prunophorae**, widespread; **Coryneum carpophilum**, CA to ID and WA; **Phyllosticta circumscissa**, IA, WA; **Septoria pruni**, TX.

MISTLETOE. **Phoradendron serotinum (flavescens)**, TX.

MISTLETOE. **Viscum album**, CA, on *Prunus salicina* ("Santa Rosa" Plum).

NEMATODE, Lesion. **Pratylenchus pratensis**; **P. vulnus**.

NEMATODE, Root Knot. **Meloidogyne** spp., FL, TX.

NONPARASITIC. **Brown Bark Spot**. Arsenical poisoning, MT.

**Chlorosis**. Alkaline soil, mineral deficiency, CA, FL.

**Exanthema**. Copper deficiency, CA, FL.

**Gum Spot**, Drought Spot. Irregular water supply, NY, Pacific Northwest.

**Little Leaf**. Zinc deficiency, CA, OR, WA.

**Marginal Scorch**. Fluorine injury, WA.

**Myrobalan Asteroid Spot**. Cause unknown, occasional.

**Myrobalan Mottle**. Genetic abnormality, occasional in seed stocks.

**Wind Scab**. Caused by developing fruit rubbing against other fruit, leaves and shoots during strong wind, CA.

POWDERY MILDEW. **Podosphaera oxyacanthae** var. **tridactyla**, occasional.

ROT, Brown; Blossom Blight. **Monilinia fructicola**, general.

ROT, Fruit. **Alternaria** sp., OR; **Botrytis cinerea**, CA, WA; **Cladosporium** sp., ID, OR; **Lambertella pruni**, CA.

ROT, Heart. **Fomes appplanatus**, OR; **F. fulvus**, widespread; **Lenzites saepiaria**, Pacific Northwest; **Polyporus hirsutus**; **P. versicolor**, widespread.

ROT, Pink Mold. **Trichothecium roseum**, CA.

ROT, Root. **Armillaria mellea**, widespread; **Phymatotrichum omnivorum**, TX.

ROT, Silver Leaf. **Stereum purpureum**, WA.

RUST. **Tranzschelia discolor** (II, III), widespread, especially in South and Pacific Coast states; 0, I on anemone; **T. pruni-spinosae** (II, III); 0, I, on anemone, hepatica, thalictrum, buttercup.

SCAB. **Cladosporium carpophilum**, widespread.

VIRUS. **Plum Line Pattern**; **Plum White Spot**; **Prune Diamond Canker**; **Prune Constricting Mosaic**; **Prune Dwarf**; **Cherry Vein Clearing**; **Little Peach**; **Peach Mosaic**; **Peach Rosette**; **Peach Yellows**; **Ring Spot**; **Plum Rusty Blotch**; **Apricot Ring Pox**; **Stem Pitting**.

WILT; Seedling Black Heart. **Verticillium albo-atrum**.

Plums are even more subject to brown rot than peaches and take the same spray schedule. This includes insect control to avoid infection through feeding injuries. Black knot is sometimes conspicuous on twigs, but

diseased portions can be pruned out and a dormant lime-sulfur spray applied.

---

### **PLUM, WILD (*Prunus americana*)**

BLOTCH Sooty. *Zygothia jamaicensis*, IA  
FLYSPECK, Fruit. *Pseudocercospora* spp.

---

### **PLUMGRASS (*Erianthus*)**

ANTHRACNOSE. *Colletotrichum falcatum*, LA.  
ERGOT. *Claviceps purpurea*, AL, OK.  
LEAF SPOT; Mold. *Cladosporium erianthi*, SC; *Curvularia* sp., FL;  
*Helminthosporium* sp., FL; *Phyllachora erianthi*, tar spot, AL, FL,  
GA, SC.  
RUST. *Puccinia virgata* (II, III), GA; *P. polysora* (II, III), 0, I unknown.

---

### **PLUMERIA (*Frangipani*)**

LEAF SPOT. *Cercospora plumeriae*, FL.  
MISTLETOE. *Phoradendron serotinum (flavescens)*, FL.  
ROT, Root. *Phymatotrichum omnivorum*, TX.  
RUST. *Coleosporium domingense* (II, III), FL; *C. plumeriae*, HI.

---

### **PODOCARPUS**

NEMATODE, Burrowing. *Rodopholus similis*, FL.  
ROT, Root. *Clitocybe tabescens*, FL.

---

### **POINCIANA (*Caesalpinia*)**

ANTHRACNOSE. *Gloeosporium* sp., FL.  
BACTERIAL Crown Gall. *Agrobacterium tumefaciens*, FL.  
ROT, Root. *Clitocybe tabescens*, FL; *Phymatotrichum omnivorum*, TX.  
RUST. *Ravenelia humphreyana* (II, III), FL.

---

## **POINSETTIA (*Euphorbia pulcherrima*)**

- BACTERIAL Bract Spot. **Clavibacter cassiicola**, FL.
- BACTERIAL Canker; Leaf Spot. **Clavibacter poinsettiae**, MD, NJ, NY, PA; **Pseudomonas viridiflava**, CA, FL.
- BACTERIAL, Greasy Canker. **Pseudomonas viridiflava**, CA, FL.
- BACTERIAL Leaf Spot. **Xanthomonas poinsetriaecola**, FL.
- BACTERIAL Stem Rot. **Erwinia carotovora** pv. **chrysanthemi**, CT, MI, OH, PA, WV.
- BLIGHT, Tip; Stem Canker. **Botrytis cinerea**, MO, TX, WA.
- CANKER, Stem. **Fusarium solani**, WI.
- LEAF SPOT. **Cercospora pulcherrimae**, TX; **Corynespora cassiicola**, LA.
- NEMATODE, Root Knot. **Meloidogyne** sp., NY; **M. incognita**.
- NONPARASITIC. **Chlorosis**. Possibly due to cloudy weather.
- Stunt**. Waterlogged soil.
- POWDERY MILDEW. **Oidium** sp., CA.
- ROT, Crown and Stem. **Phytophthora nicotianae** var. **parasitica**, FL.
- ROT, Root. **Chalaropsis thielaviopsis**, IL; **Clitocybe tabescens**, FL; **Phymatotrichum omnivorum**, AZ, TX; **Rhizoctonia solani**, FL, IL, NJ, TX; **Thielaviopsis basicola**, serious, common; **Pythium aphanidermatum**, PA; **P. irregulare**, PA; **P. ultimum**, PA.
- ROT, Stem; Wilt. **Fusarium** sp., FL, NJ; **Pythium debaryanum**, OK; **P. perniciosum**, root rot, CA; **P. ultimum**; **Phytophthora** sp., NJ; **Sclerotinia sclerotiorum**, WA; **Amphobotrys ricini**, basal, LA.
- RUST. **Uromyces euphorbiae** (0, I, II, III), OK, TX.
- SPOT ANTHRACNOSE; Poinsettia Scab. **Sphaceloma poinsettiae**, FL.
- VIRUS. **Poinsettia Mosaic**, WI.
- Keep soil acid, pH 4.8 to 5, to reduce trouble with *Thielaviopsis*. *Rhizoctonia* is prevalent at high temperatures, *Pythium* at low. Steaming soil is safer than using chemicals.

---

## **POISON HEMLOCK (*Conium*)**

- VIRUS. **Alfalfa Mosaic**, WA; **Clover Yellow Vein**, WA.

---

**POLEMONIUM (Jacobs-Ladder, Greek-Valerian)**

LEAF SPOT. *Cercospora omphakodes*, PA; *Septoria polemonii*, MO, WI; *S. polemoniicola*, CT, IN, MO.

POWDERY MILDEW. *Golovinomyces cichoracearum*, UT; *Sphaerotheca macularis*, WA.

RUST. *Puccinia gulosa* (III), CA; *P. polemonii* (III), CA, ID, IN; *Uromyces acuminatus* var. *polemonii* (0, I), IL, IN, IA, WI.

VIRUS. **Tomato Spotted Wilt**, PA.

WILT. *Fusarium* sp., NJ; *Verticillium albo-atrum*, NJ.

---

**POMEGRANATE (*Punica granatum*)**

ANTHRACNOSE; Fruit Spot. *Colletotrichum* sp., FL.

BLIGHT, Thread. *Pellicularia koleroga*, FL.

BLOTCH, Leaf; Fruit Spot. *Mycosphaerella lythracearum*, FL to MS, TX.

NEMATODE. *Meloidogyne* sp., FL.

ROT, Fruit. *Alternaria* sp., CA; *Aspergillus niger*, AZ, CA, TX; *Botrytis cinerea*, gray mold, cosmopolitan; *Nematospora coryli*, dry rot, CA; *Penicillium expansum*, blue mold, cosmopolitan; *Coniella granati*, NC.

ROT, Root. *Clitocybe tabescens*, FL; *Phymatotrichum omnivorum*, TX.

SPOT ANTHRACNOSE. *Sphaceloma punicae*, FL, LA, TX.

---

**POND-SPICE (*Litsea*)**

LEAF SPOT. *Cercospora olivacea*, GA.

---

**POPLAR, ASPEN, COTTONWOOD (*Populus*)**

BACTERIAL Limb Gall. *Agrobacterium tumefaciens*, CT, IA, MN, NE, TX.

BACTERIAL Wetwood. *Clavibacter humiferum*.

BLIGHT, LEAF. *Linospora tetraspora*, WA.

BLIGHT, Shoot. *Venturia populina* (*Didymosphaeria populina*), Northeast to WI; *V. tremulae*; *Colletotrichum gloeosporioides*, PA; *Glomerella cingulata*, WA, and leaf.

CANKER, Branch and Trunk. *Dothichiza populea*, most serious on Italian

- varieties, widespread; **Hypoxylon pruinaum**, Southwest, Northeast and Great Lakes states, AZ, CA; **Nectria cinnabarina**; **N. galligena**; **Dothiora polyspora**, CO, NM, UT.
- CANKER; DIEBACK. **Botryosphaeria ribis** var. **chromogena**, widespread, especially in the South; **Cytospora chrysosperma** (*Valsa sordida*); prevalent on ornamental poplars; **Valsa nivea**; **Ceratocystis tremullosa**, Rocky Mts.; **C. fimbriata**, MN, PA; **Fusarium** (*Hypomyces*) **solani**, IA; **Phomopsis macrospora**, MS.
- CANKER; DIEBACK. **Ceratocystis** sp., Rocky Mts., MN, PA on aspen.
- CANKER, Sooty Bark. **Cenangium singulare**, Rocky Mts.
- LEAF BLISTER, Yellow. **Taphrina aurea**, SC; **T. populina**, MS, New England to Great Lakes states; **T. johansonii**, catkin deformity, widespread; **T. populi-salicis**, CA, OR.
- LEAF BLOTCH. **Septotinia populiperda**, ME, MD, MA, NY, VT.
- LEAF BRONZE. **Apioplagiostoma populi**, Manitoba, Canada.
- LEAF SPOT. **Marssonina** spp., widespread; **Mycosphaerella** (*Septoria*) **populicola**; **M. populorum** (*Septoria musiva*), also twig canker. **Phyllosticta** spp.; **Cercospora populina**, AL, LA, MO; **C. populicola**, TX; **Stigmia populi**, DE; **Marsonina brunnea**, WA and central U.S.; **Septoria populicola**, WA.
- LEAF SPOT; Ink Spot. **Ciborinia bifrons** (*Sclerotinia whetzellii*) in Northeast; **C. confundens** (*Sclerotinia bifrons*), CO to WY, OR, WA.
- MISTLETOE. **Phoradendron serotinum** (**flavescens**), AZ, NM, TX, **P. macrophyllum**
- MISTLETOE, European. **Viscum album**, CA, on *Populus Fremontii* (Fremont Cottonwood) and *P. tremuloides* (Quaking Aspen)
- NEMATODE, Dagger. **Xiphinema americanum**, SD, on cottonwood.
- NEMATODE, Ring. **Criconemoides crotaloides**.
- NONPARASITIC. **Chlorosis**. Iron deficiency, WY.
- POWDERY MILDEW. **Uncinula salicis**, widespread; **Golovinomyces cichoracearum**, UT.
- ROT, Heart. **Daedalea** spp., sometimes on living trees; **Fomes igniarius**, widespread; **F. pini**; **Pholiota adiposa** and **P. destruens**, New England states.
- ROT, Root. **Armillaria mellea**, occasional; **Phymatotrichum omnivorum**, OK, TX; **Cylindrocladium scoparium**, of seedlings, GA.
- ROT, Wood. **Collybia velutipes**, sometimes living trees, Rocky Mt. states; **Fomes** spp.; **Polyporus** spp.; **Lenzites saepiaria**, widespread.

ROT, Wound. **Schizophyllum commune**, cosmopolitan.

RUST, Leaf. **Melampsora bietis-canadensis** (II, III), New England to Great Plains; 0, I on hemlock; **M. albertensis** (II, III), CA, MT, NM; 0, I on Douglas-fir; **M. larici-populina** (II, III), WA, Quebec, Canada, Eastern North America; **M. medusae** (II, III), through U.S. except far South; 0, I on larch; **M. populnea** (III), CO, RI, Pacific Coast; **M. occidentalis** (II, III), MT to CA, IA, WA, WI; 0, I unknown.

SPOT ANTHRACNOSE. **Sphaceloma populi**, OK

VIRUS. **Poplar Decline; Poplar Mosaic.**

Cytospora canker is rather common on poplars lacking in vigor, but the Rio Grande cottonwood in the West is resistant. Avoid wounding, prune out twigs that have died back, and promote better growing conditions. Dothichiza canker may kill Lombardy poplars. Seriously diseased trees should be destroyed.

---

## **POPPY (*Papaver*)**

ANTHRACNOSE. **Gloeosporium** sp. (*Glomerella cingulata*), NJ.

BLIGHT, Bacterial. **Xanthomonas papavericola**, CT, ME, MO, NJ, NY, OH, OR, VA.

BLIGHT, Gray Mold. **Botrytis cinerea**, AK, MD, WI.

LEAF SPOT; Pod Spot. **Cercospora papaveri**, AL, FL, TX; **Septoria** sp., IA.

NEMATODE, Leaf. **Aphelenchoides fragariae**, NJ.

NEMATODE, Root Knot. **Meloidogyne** sp.

POWDERY MILDEW. **Erysiphe polygoni**, OR.

ROT, Root, Stem; Damping-Off. **Rhizoctonia solani**, ID, IN, KS, ME, NJ, NY.

SMUT, Leaf. **Entyloma fuscum**, IA, ME, TX.

VIRUS. **Beet Curly Top**, TX; **Tomato Spotted Wilt**, CA.

WILT. **Verticillium albo-atrum**, NY.

---

## **POPPY-MALLOW (*Callirhoë*)**

BROOMRAPE. **Orobanche ramosa**, TX.

LEAF SPOT. **Cercospora althaeina**, IL, KS, NE, WI; **Vermicularia sparsipila**, TX.



ROT, Root. **Phymatotrichum omnivorum**, TX.

RUST. **Endophyllum tuberculatum** (III), IN, KS, NE, OK, TX; **Puccinia interveniens** (0 I), NE, NY, TX; II, III on Stipa; **P. schedonnardi**, CO, KS, NE, OK, TX, UT.

WILT. **Verticillium albo-atrum**, NY.

---

## PORTULACA

BLIGHT, Stem. **Dichotomophthora indica**, VA.

DAMPING-OFF. **Rhizoctonia solani**, IL; **Helminthosporium (Bipolaris) portulacae**, NC.

NEMATODE, Root Knot. **Meloidogyne** sp., AL.

ROT, Black Stem. **Dichotomophthora portulacae**, CA, TX.

VIRUS. **Beet Curly Top**, CA; **Tomato Spotted Wilt**, NY

WHITE RUST. **Albugo portulacae**, MT to GA, MT, TX.

---

## POTATO (*Solanum tuberosum*)

ANTHRACNOSE; Black Dot Disease. **Colletotrichum atramentarium** (*C. coccodes*), probably general after wilt; **Gloeosporium** sp., IN, OH.

BACTERIAL Blackleg. **Erwinia carotovora** pv. **atroseptica**, general.

BACTERIAL Canker. Vascular. **Clavibacter michiganense**, WY.

Also on *Solanum ciliatum*, *S. gilo*, *S. guineense*, *S. khasianum*, *S. nigrum*, *S. atropurpureum*, *S. avioculare*, *S. carolinense*, *S. indicum*, *S. nodiflorum*, *S. quitoense*.

BACTERIAL, MLO. **Aster Yellows**, Purple-Top.

BACTERIAL Ring Rot. **Clavibacter sepedonicum**, general.

BACTERIAL Soft Rot. **Erwinia carotovora** and **E. aroideae**, cosmopolitan in transit and market.

BACTERIAL Wilt. **Pseudomonas solanacearum**, chiefly in the South; **Ralstonia solanacearum**, race 3, biovar2, WI.

BLIGHT, Early. **Alternaria solani**, general.

BLIGHT, Late. **Phytophthora infestans**, general, common in Northeast, Middle Atlantic and North central states, occasional elsewhere, FL.

BLIGHT, Southern. **Sclerotium rolfsii**, NC to FL, AZ, OH.

BLOTCH, Leaf. **Cercospora concors**, GA, IN, MI, NY.

DODDER. **Cuscuta** sp., DE, NE, NJ, WA.

LEAF SPOT. **Ascochyta lycopersici**, OR.

NEMATODE, Golden. **Heterodera rostochiensis** (**Globodera rostochiensis**), DE, NY.

NEMATODE, Lesion. **Pratylenchus brachyurus**; **P. scribneri**; **P. negelectus**; **P. penetrans**, NY; **P. penetrans** and **Verticillium dahliae**, interaction (stunting and rot), WA.

NEMATODE, Ring. **Criconemoides mutabile**.

NEMATODE, Root Knot. **Meloidogyne** spp., general; **M. arenaria**; **M. chitwoodi**, CO, TX, Pacific Northwest; **M. hapla**, Pacific Northwest.

NEMATODE, Sting. **Belonolaimus gracilis**; **B. longicaudatus**.

NEMATODE, Stubby-root, WA.

NEMATODE, Tuber. **Ditylenchus destructor**, ID.

NONPARASITIC. **Black Heart**. Oxygen deficiency.

**Blackening after Cooking**. Drought, heat, deficient light during tuber growth; potassium deficiency, chilling.

**Blackening before Cooking**. Mechanical injury.

**Checking**. Skin rough, scurf. Partly fertilizer injury, alkalinity.

**Chlorosis**; Tip blight, boron deficiency; Leaf drop, magnesium deficiency.

**Dimple**. Depression at bud end and **Dimple skin**, pits. Cause unknown.

**Elephant Hide**. Fertilizer burn, on Russet Burbank.

**Fasciation** (tubers and aerial parts). Probably genetic.

**Giant Hill**. Over-sized, late-maturing plants. Genetic factors.

**Glassy End**. Starch deficiency; high water content.

**Growth Cracks**. Fluctuating moisture.

**Hollow Heart**. Excessive soil moisture and fertility.

**Hopperburn**. Marginal necrosis from leafhoppers. General.

**Internal Brown Spot**. Various physiological factors.

**Knobbiness**, "second growth". Extreme fluctuations of soil moisture.

**Lenticel Enlargement**. Wet soil or oxygen deficiency.

**Mahogany Browning**. Low temperature, ME.

**Marginal Browning**, bronzing. Potassium deficiency.

**Ozone**. Purple-black specks from air pollution.

**Pitting**, Spot necrosis of tubers. Oxygen deficiency in storage.

**Pointed Ends**. Irregular growth conditions.

**Psyllid Yellows**. Insect injury, western states.

**Ring Spot**. Zonate, depressed lesions. Cause unknown.

**Scald** of tubers. Overheating, sunburn, frequent in South.

**Spraing.** Internal concentric necrosis. TRV or PMTV Virus.

**Sprout Tubers;** “Little Potato”. Overheating in storage; planting in dry, cold soil.

**Stem-End Browning.** Vascular necrosis. Virus.

**Stem Necrosis;** Defoliation. Manganese toxicity in acid soil.

**Tipburn.** Abrupt transition from cool, moist to hot, dry weather, general.

PHYTOPLASMA, Aster Yellows. **Candidatus Phytoplasma asteris**, NE, TX.

PHYTOPLASMA. **Potato Purple Top**, OR, WA.

POWDERY MILDEW. **Golovinomyces cichoracearum**, CA, KY, NJ; **Oidium** sp.; MD, NJ, OH, PA, UT, western U.S.; **Leveillula taurica**, W

ROT, Charcoal. **Macrophomina phaseoli**, CA, GA, IL, OK, TX.

ROT, Dry. **Fusarium graminearum**, ND.

ROT, Gray Mold; Shoot Blight. **Botrytis cinerea**, AK, CT, ID, ME, OH.

ROT, Pink, Watery. **Phytophthora erythroseptica**, DE, ID, LA, ME, MA, OK, PA; **P. parasitica**, TX; **P. cryptogea**, TX.

ROT, Root. **Armillaria mellea**, CA, FL, MI, OR, WA, WI, WY; **Phymatotrichum omnivorum**, TX; **Helicobasidium purpureum**, MA, MT, NE, NY, ND, OK, OR, TX, WA.

ROT, Silver Scurf. **Spondylocadium atrovirens**, general but less frequent in the South.

ROT, Stem. **Sclerotinia** sp., FL, ME, SC; **S. minor**, CA; **S. sclerotiorum**, FL, MA, MT, NY, OR, TX, WA.

ROT, Stem. **Sclerotinia** sp., FL, ME, SC; **S. minor**, CA; **S. sclerotiorum**, FL, MA, MT, general.

ROT, Tuber. **Aspergillus niger**; **Fusarium** spp.; **F. solani**, jelly end-rot; **Gliocladium** sp., secondary; **Oospora pustulans**, skin spot; **Penicillium** spp., blue mold; **Phoma tuberosa**; **Phomopsis tuberivora**; **Phytophthora drechsleri**; **Rhizopus** spp.; **Trichothecium roseum**, pink mold; **Xylaria apiculata**.

ROT, Tuber Sprout. **Fusarium sambucinum**, MI.

ROT, Watery Leak. Chiefly **Pythium debaryanum**, common in West; **Pythium** spp.

SCAB. **Streptomyces scabies**, general; Powdery Scab, **Spongospora subterranea**, AK, ND; Russet Scab, **Streptomyces** sp.

VIRUS. **Apical Leaf Roll**, unidentified; **Potato Aucuba Mosaic**; **Potato Calico** strain of **Alfalfa Mosaic**; **Potato Crinkle**; **Mild Mosaic** (Virus

X plus A); **Green Dwarf**; **Beet Curly Top**; **Potato Leaf Roll**, general; **Potato Leaf Rolling Mosaic**; **Mottle** (Potato Virus X); **Potato Rugose Mosaic** (Potato Virus Y), general; **Potato Spindle Tuber** (viroid), general; **Potato Vein Banding**; **Potato Witches' Broom**; **Potato Yellow Dwarf**; **Potato Yellow Spot**; **Tobacco Ring Spot**; **Potato Corky Ring Spot** (Tobacco Rattle); **Potato Virus M**; **Potato Virus S**, general; **Tobacco Vein Necrosis**, Pacific Northwest; **Potato Virus A**, WA; **Tomato Spotted Wilt**, NC; **Potato Mop-Top**, ME; **Impatiens Necrotic Spot**, NY.

WART, Potato. **Synchytrium endobioticum**, MD, PA, VA; see under Galls; Prince Edward Island, Canada.

WILT. **Verticillium albo-atrum**, widespread.

WILT; Stem-end Rot. **Fusarium** spp.; **F. oxysporum**, general but more frequent East and South.

Potato growing is a highly specialized business not well adapted to most small gardens. Use certified seed, resistant varieties where possible. Control insects spreading virus diseases.

---

## **POTENTILLA (*Cinquefoil*)**

DOWNY MILDEW. **Peronospora potentillae**, IA, NJ, TX.

LEAF SPOT. **Fabraea dehnii**, IA, NY, VT; **Marssonina potentillae**, CA, CO, MA, MI, NM, NY, WI; **Phyllosticta anserinae**, IL; **Ramularia arvensis**, WI.

POWDERY MILDEW. **Erysiphe polygoni**, CO; **Sphaerotheca macularis**, CO, WI.

RUST. **Phragmidium andersonii** (I, II, III), general.

VIRUS. **Tomato Ringspot**, NY.

---

## **POTHOS (*Epipremnum*)**

ROT, Petiole, Leaf, Crown. **Phytophthora capsici**, MA.

---

## **POTHOS, IVY-ARUM (*Scindapsus*)**

BACTERIAL Blight. **Pseudomonas cichorii**, FL.

NEMATODE, Burrowing. **Radopholus similis**, FL.

NEMATODE, Lesion. **Pratylenchus** sp.

NEMATODE, Root Knot. **Meloidogyne arenaria thamesi**; **M. incognita**.  
 ROT, Root. **Pythium splendens**, FL; **Rhizoctonia** sp., foot rot, MO.

---

### **PRENANTHES (Rattlesnake-Root)**

DOWNY MILDEW. **Bremia lactucae**, IA, MA, MN.  
 GALL, Leaf. **Synchytrium aureum**, WI.  
 LEAF SPOT. **Cercospora brunnea**, AR, NC, WI; **C. prenanthis**, AL, IN, KS; **C. tabacina**, WI; **Laestadia prenanthis**, AL; **Septoria nabali**, NY to IA, WI, ME to VA.  
 POWDERY MILDEW. **Golovinomyces cichoracearum**, IL, MD, NC, PA; **Sphaerotheca macularis**, NY to AL, IL, MN, OH, PA.  
 RUST. **Puccinia atropuncta** (0, I), PA, VA; II, III on *Amianthium*; **P. dioicae** (0, I), IL, MN, NY, VA, WI; II, III on *Carex*; **P. insperata** (I, II, III), OR; **P. orbicula** (0, I, II, III), ME to TN, ND.

---

### **PRICKLY-ASH (*Xanthoxylum americanum*)**

CANKER, Stem. **Diplodia natalensis**, TX.  
 LEAF SPOT. **Cercospora xanthoxyli**, IN, TX; **Septoria pachyspora**, IA, NE.  
 POWDERY MILDEW. **Phyllactinia corylea**, widespread.  
 ROT, White Heart. **Fomes igniarius**.  
 RUST. **Puccinia andropogonis** var. **xanthoxyli** (0, I), IA, KS, MO, NE, TX, WI; II, III on *Andropogon*.

---

### **PRICKLY-POPPY (*Argemone*)**

DOWNY MILDEW. **Peronospora arborescens**, TX.  
 LEAF SPOT. **Alternaria lancipes**, KS, TX; **Gloeosporium argemonis**, KS, TX; **Septoria argemones**, NE, OK, TX.  
 ROT, Root. **Phymatotrichum omnivorum**, TX.  
 RUST. **Aecidium plenum** (0, I), TX.

---

### **PRIMROSE (*Primula*)**

BACTERIAL Leaf Spot. **Pseudomonas primulae**, CA.  
 BACTERIAL, MLO. **California Aster Yellows**.

BLIGHT, Gray Mold. **Botrytis cinerea**, frequent in greenhouses, occasional in gardens.

LEAF SPOT. **Ascochyta primulae**, WI; **Asteroma garretianum**, black spot, CO, UT; **Cercospora primulae**, WA; **Colletotrichum primulae**, FL; **Mycosphaerella** sp., AZ; **Ramularia primulae**, CA, CT, DE, NY.

NEMATODE, Leaf and Stem. **Ditylenchus dipsaci**, CA, MD, PA.

NEMATODE, Root Knot. **Meloidogyne** spp., occasional in greenhouses.

NONPARASITIC. **Chlorosis**. Excessive soil acidity or iron or magnesium deficiency.

POWDERY MILDEW. **Erysiphe polygoni**, CT, NJ, VA.

ROT, Root. **Pythium irregulare**, CA; **Rhizoctonia solani**, FL, IL, TX; **Phymatotrichum omnivorum**, TX.

ROT, Stem. **Alternaria** sp., CT; **Sclerotinia sclerotiorum**, MD.

RUST. **Puccinia aristidae** (0, I), ME; **Uromyces apiosporus**, CA, NV.

VIRUS. **Primrose Mosaic**; **Cucumber Mosaic**; **Tobacco Necrosis**; **Tomato Spotted Wilt**; **Impatiens Necrotic Spot**, NC.

---

## **PRIVET (*Ligustrum*)**

ANTHRACNOSE; Canker; Dieback. **Glomerella cingulata**, general, especially on common privet.

BACTERIAL Crown Gall. **Agrobacterium tumefaciens**, occasional.

BLIGHT, Leaf. **Ramularia** sp., NJ, WA.

BLIGHT, Thread. **Pellicularia koleroga**, FL.

DODDER. **Cuscuta** sp., FL.

GALL. **Phomopsis** sp., MD, TX; **P. ligustri-vulgaris**, blight, PA; **Phoma** sp., TX.

LEAF SPOT. **Cercospora adusta**, DE to AL, TX; **C. ligustri**, Gulf states; **Exosporium concentricum**, TX; **Phyllosticta ovalifolii**, MD, MS, TX; **Corynespora cassicola**, FL.

LEAF SPOT, Algal. **Cephaleuros virescens**, Gulf states.

NEMATODE, Leaf. **Aphelenchoides fragariae**.

NEMATODE, Root Knot. **Meloidogyne** spp., southern states.

NONPARASITIC. **Chlorosis**. Manganese deficiency, FL.

PARASITIC Lichen. **Strigula elegans** and **S. complanata**, southern U.S., GA.

POWDERY MILDEW. **Nicrosphaeria alni**, IN, LA, NJ, OH, on *Ligustrum japonicum* (Wax-leaf Ligustrum).

ROT. **Rosellinia necatrix**, CA; **Ganoderma applanatus**, collar rot.

ROT, Root. **Armillaria mellea**, AR, CA, MS, TX; **Clitocybe monodelpha**, AR; **C. tabescens**, FL; **Phymatotrichum omnivorum**, AZ, OK, TX.

ROT, Wood. **Stereum hirsutum**, cosmopolitan; **Polyporus versicolor**, cosmopolitan.

SOOTY MOLD. Common after whiteflies in the South.

VIRUS. **Variegation**. Graft transmitted. **Chlorotic Spot**, LA.

---

## PRUNELLA (Self-Heal, Heal-All)

BLIGHT, Southern. **Sclerotium rolfsii**, TX.

LEAF SPOT. **Gibberidea abundans**, tar spot, ME, WA; **Linospora brunellae**, AK, ID, WA; **Phyllosticta brunellae**, TX; **Ramularia brunellae**, IL, IN, NY, OH, TX, VA, WI; **Septoria brunellae**, general.

POWDERY MILDEW. **Golovinomyces cichoracearum**, PA; **Sphaerotheca macularis**, IL, IN, MD, MS, WA, WI.

ROT, Root. **Pythium palingenes**; **P. polytylum**, VA.

VIRUS. **Tomato Ringspot**, VT.

---

## PULMONARIA

ROT, Petiole. **Sclerotium rolfsii** var. **delphinii**, IA.

---

## PUMPKIN

► Squash.

---

## PUNCTURE VINE (*Tribulus*)

VIRUS. **Tomato Spotted Wilt**, General.

---

## PYRACANTHA (Firethorn)

BACTERIAL Fire Blight. **Erwinia amylovora**, widespread.

BLIGHT, Leaf. **Fabraea maculata**, LA.

BLIGHT, Silky Thread. **Rhizoctonia ramicola**, FL.

BLIGHT, Twig. **Diplodia crataegi**, PA.

CANKER, Felt Fungus. **Septobasidium cokeri** and **S. mariani**, on bark scales.

CANKER; DIEBACK. **Botryosphaeria ribis**, LA.

MISTLETOE, European. **Viscum album**, CA.

ROT, Root. **Armillaria mellea**, CA; **Phymatotrichum omnivorum**, TX.

SCAB. **Fusicladium pyracanthae**, widespread on leaves and fruit.

WILT. **Fusarium oxysporum**, FL.

Fire blight is the most common disease. It infects all species, but some are relatively resistant. Scab, often disfiguring on berries, can be prevented by spraying at bud-break and 10 and 20 days later.

---

### **PYRETHRUM (*Chrysanthemum cinerariifolium*, *C. coccineum*)**

BACTERIAL Fasciation. **Clavibacter fascians**, CT, MD.

BACTERIAL, MLO. **Aster Yellows**, KS, NJ, NY.

BLIGHT, Gray Mold. **Botrytis cinerea**, PA.

DAMPING-OFF. **Gloeosporium** sp., PA; **Pythium** sp., root rot, CO.

NEMATODE, Root Knot. **Meloidogyne** sp.

ROT, Root. **Phymatotrichum omnivorum**, TX; **Rhizoctonia solani**, NJ.

ROT, Stem. **Sclerotinia sclerotiorum**, VA.

---

### **PYROLA (Shinleaf)**

BLIGHT, Gray Mold. **Botrytis cinerea**, MD.

LEAF SPOT. **Mycosphaerella chimaphilae**, MI; **Ovularia pyrolae**, WI; **Ramularia pyrolae**, WI; **Phyllosticta pyrolae**, DE, MT, WI; **Septoria pyrolae**, MI.

RUST. **Chrysomya pirolata** (II, III), general from ME to MN and from MT to CA, AK; 0, I on spruce; **Pucciniastrum pyrolae** (II, III), general in West.

---

### **QUEEN ANNE'S LACE, FALSE (*Ammi majus*)**

VIRUS. **Mosaic, Clover Yellow Vein Potyvirus**, FL.



## QUINCE (*Cydonia*)

- ANTHRACNOSE, Northwestern. *Neofabraea malicorticis*, OR, WA.
- BACTERIAL Crown Gall. *Agrobacterium tumefaciens*, general.
- BACTERIAL Fire Blight. *Erwinia amylovora*, general.
- BACTERIAL Hairy Root. *Agrobacterium rhizogenes*, ME to NC; Pacific Coast.
- BLIGHT, Dothiorella Twig. *Botryosphaeria ribis*, TX.
- BLIGHT, Leaf; Black Spot. *Fabraea maculata*, general.
- BLIGHT, Thread. *Pellicularia koleroga*, NC, Gulf states.
- CANKER, Perennial. *Neofabraea perennans*, OR.
- CANKER, Trunk. *Nectria galligena*, OR; Twig, *Valsa leucostoma*.
- FRUIT SPOT. *Leptothyrella pomi*, MO; *Mycosphaerella pomi*, New England to OH.
- LEAF SPOT. *Phyllosticta* sp., DE.
- NEMATODE, Root Knot. *Meloidogyne* sp., TX.
- POWDERY MILDEW. *Phyllactinia corylea*, VA; *Podosphaera leucotricha*, CA, WA; *P. oxyacanthae*, NY, WV to IN.
- ROT, Bitter; Canker. *Glomerella cingulata*, eastern and central states southward.
- ROT, Black; Canker; Leaf Spot. *Physalospora obtusa*, eastern states to AL, TX.
- ROT, Brown. *Monilinia fructicola*, eastern states, MS, OR, TX; *M. laxa*, also blossom and twig blight, Pacific Coast.
- ROT, Fruit. *Alternaria mali*, IN; *Botrytis cinerea*, occasional; *Cephalothecium roseum*, pink mold, occasional; *Penicillium expansum*, cosmopolitan; *Phoma cydoniae*, pale rot, IL, MI; *P. mali*, IN.
- RUST. *Gymnosporangium clavariiforme* (0, I), leaves, fruit, stems, CT, ME, NH; III on juniper; *G. clavipes* (0, I), orange rust, quince rust, on fruit, stems; III on juniper; *G. gracile* (0, I); III on juniper; *G. libocedri* (0, I), fruit, stems, OR; III on incense-cedar; *G. nelsonii* (0, I), leaves, stems, AZ, CO; III on juniper; *G. nidus-avis* (0, I), leaves, fruit, stems, CT, NY; III on juniper.
- SCAB. *Venturia pirina*, CT.
- SPOT ANTHRACNOSE. *Elsinoë piri*, WA.
- Quinces are subject to fire blight; infected branches should be cut out with the usual precautions. For leaf blight, spray when blossoms show pink, again when last of the petals are falling, and perhaps twice more at 2-week inter-

vals. Brown rot is not very important on quince. To prevent rust, remove nearby susceptible junipers or spray them in spring as spore horns are developing on galls. See under RUSTS.

---

### QUINCE, FLOWERING, JAPANESE, CHINESE (*Chaenomeles*)

- BACTERIAL Crown Gall. *Agrobacterium tumefaciens*, occasional.  
BACTERIAL Fire Blight. *Erwinia amylovora*, occasional.  
BLIGHT, Leaf. *Fabraea macula*, AL, CT, NJ, NY.  
CANKER, Felt Fungus. *Septobasidium burtii*, MS; *S. mariani*, NC.  
CANKER, Twig Blight. *Botryosphaeria ribis*, AL, TX; *Phoma* sp., MD, TX; *Physalospora obtusa*, TX, eastern states.  
FRUIT SPOT. *Mycosphaerella pomi*, IL, MD, also leaf blotch.  
LEAF SPOT. *Cercospora cydoniae*, AL, GA.  
NEMATODE, Root Knot. *Meloidogyne* sp.  
ROT, Brown. *Monilinia fructicola*, leaf blight, MI; *M. laxa*, also blossom and twig blight, CA.  
RUST, Quince. *Gymnosporangium clavipes* (0, I), on stems; CT, NJ; III on juniper; *G. libocedri* (0, I), on leaves; III on incense-cedar.

---

### RABBITBRUSH (*Chrysothamnus*)

- LEAF SPOT. *Phloeospora bigeloviae*, CA.  
POWDERY MILDEW. *Golovinomyces cichoracearum*, CA, MT, UT, WY; *Erysiphe polygoni* var. *sepulta*, CO, MT, UT, WY.  
RUST. *Puccinia dioicae* (0, I), NM and CA; *P. grindeliae* (III), MT to NM, CA; *P. stipae* (0, I), MT to NM, CA; II, III on grasses.  
SMUT, Inflorescence. *Thecaphora pilulaeformis*, AZ.

---

### RADISH (*Raphanus*)

- BACTERIAL Black Rot. *Xanthomonas campestris*, IN, IA, MI, NJ, NY, OH, PA, TX.  
BACTERIAL, Phytoplasma. **California Aster Yellows**, CA; **Virescence**, ID, WA.

- BACTERIAL Soft Rot. *Erwinia carotovora*, cosmopolitan.
- BACTERIAL Spot. *Xanthomonas vesicatoria* pv. *raphani*, IN; *Xanthomonas campestris* pv. *armoraciae*, OH.
- BLOTCH; Black Pod. *Alternaria raphani*, CA, MI, MN, NJ, OH, PA.
- CLUB ROOT. *Plasmiodiophora brassicae*, occasional in North, MA to NJ, MN, WA.
- DAMPING-OFF. *Pythium debaryanum*, MA, MN, NJ, WY; *Rhizoctonia solani*, cosmopolitan.
- DOWNY MILDEW. *Peronospora parasitica*, northeastern and central states to MS, CA, TX.
- LEAF SPOT. *Alternaria brassicae*, gray leaf spot, CA; *A. oleracea*, black leaf spot, CT, NJ; *Cercospora cruciferarum*, AL, IL, MO, TX; *C. atrogrisea*, NJ.
- NEMATODE, Leaf and Stem. *Ditylenchus dipsaci*, NY.
- NEMATODE, Root Knot. *Meloidogyne arenaria*; *M. javanica*, AL, MS, OR, PA, TX.
- NONPARASITIC. Air Pollution. NO<sub>2</sub>, O<sub>3</sub>, SO<sub>2</sub>, NC.
- POSTHARVEST, Black Patch. *Alternaria raphani*, St. Catharines, Canada.
- POWDERY MILDEW. *Erysiphe polygoni*, CA, MO, TX.
- ROT, Black Root. *Aphanomyces raphani*, ME to FL, CA, IA, OK, OR; *Pythium aphanidermatum*, IN, KS, MA, MI, NY, OH, OK, PA, SC, WI.
- ROT, Crown, Watery Soft. *Sclerotinia sclerotiorum*, CA, IN, MN, NJ, TX.
- ROT, Pod. *Phoma lingam*, CA, FL.
- ROT, Root. *Ascochyta* sp.; *Phymatotrichum omnivorum*, TX.
- RUST. *Puccinia aristidae* (0, I), AZ, CO.
- SCAB. *Streptomyces scabies*, IN, MI, NJ, OH, TX, WI.
- SCAB, ACID. *Streptomyces acidiscabies*, ME.
- VIRUS. Radish Mosaic; Beet Curly Top; Tobacco Streak, CA; Tomato Spotted Wilt (on wild radish), GA.
- WHITE RUST. *Albugo candida*, general.
- WILT; Yellows. *Fusarium oxysporum* f. sp. *raphani*; *F. oxysporum* f. sp. *conglutinans*, CA.

Radishes are so easily grown in home gardens that not many gardeners worry about disease control. Seed should, however, be treated for damping-off and root rots.

**RAGWEED (*Ambrosia*)**

BACTERIAL Blight. *Pseudomonas syringae* pv. *tagetis*, WI.

DOWNY MILDEW. *Plasmopara halstedii*, ND.

GALLS, Stem. *Protomyces gravidus*, LA.

LEAF SPOT. *Phoma* sp.

ROT, ROOT. *Rhizoctonia solani*, TX.

---

**RAIN-LILY (*Cooperia*)**

LEAF SPOT. *Cercospora amaryllidis*, TX.

RUST. *Puccinia cooperiae* (0, I, II, III), TX.

---

**RAMBUTAN (*Nephelium lappaceum*)**

ROT, Fruit. *Gliocephabotrichum simplex*, HI; *G. bulbilium*, HI; *Lasme-  
nia* sp., HI.

---

**RANUNCULUS (Buttercup, Crowfoot)**

BLIGHT, Gray Mold. *Botrytis cinerea*, CA, NY, WI.

BACTERIAL, NLO. California Aster Yellows.

BACTERIAL NECROTIC LESION, LEAF, STEM. *Xanthomonas campestris*,  
CA.

DOWNY MILDEW. *Peronospora ficariae*, occasional MA to MD, IA, MN;  
also CA.

GALL, Leaf. *Synchytrium anomalum*, IA; *S. aureum*, CA. IL, WI; *S. cin-  
namomeum*, WI.

LEAF SPOT. *Ascochyta infuscans*, WI; *Cercospora ranunculi*, IA, WI;  
*Cylindrosporium ficariae*, WA; *Didymaria didyma*, IL, IN, IA, MA,  
MI, MS, NY, WI; *Fabraea ranunculi*, CA, NE, NY, WI; *Ovularia  
decipiens*; *Ramularia aequivoca*, IL, IA, OR, WI; *Septocylindrium  
ranunculi*, IL, NY, WA, WI; *Septoria* sp.

NEMATODE, Leaf and Stem. *Ditylenchus dipsaci*, OR.

POWDERY MILDEW. *Erysiphe polygoni*, frequent in eastern and central  
states; *Sphaerotheca macularis*, CO.

ROT, Leaf. *Ceratobasidium anceps*, WI.

ROT, Root. *Phymatotrichum omnivorum*, TX.

- ROT, Stem. **Sclerotinia sclerotiorum**, AZ, CA; **Pythium** sp., CA; **Sclerotium rolfsii**, CA.
- RUST. **Puccinia andina** (III), IL, IN; **P. eatoniae** var. **ranunculi** (0, I), CT to SC, CA, CO, MS, ND; II, III, on *Sphenopholis*; **P. ranunculi** (III), AZ, CO, UT, WA, WY, **P. recondita** (0, I), WI to TX, CA, WA; III on *Hordeum*; **Uromyces dactylidis** (0, I), CO, MA, TX; **U. jonesii** (0, I, III), CA, CO, MT, WY.
- SMUT, Leaf. **Doassansia ranunculina**, IN, WI; **Urocystis anemones**, IL, UT, WY.
- SMUT, White. **Entyloma microsporium**, IL, IN, IA, KY, VA, WI; **E. ranunculi**.
- VIRUS. **Beet Curly Top**; **Ranunculus Mottle**; **Ranunculus Mosaic**; **Impatiens Necrotic Spot**, NC; **Tomato Spotted Wilt**, PA.

---

## RASPBERRY (*Rubus*)

- ANTHRACNOSE; DIEBACK; Gray Bark. **Gloeosporium allantosporum**, OR, WA.
- BACTERIAL Blossom Blight. **Pseudomonas** sp., OR.
- BACTERIAL Crown Gall. **Agrobacterium tumefaciens**, general; **A. rubi**, cane gall, NY, PA to IL, OR, WI.
- BACTERIAL Fire Blight; Flower and Twig Blight. **Erwinia amylovora**, ME, NH, PA, WA, WI.
- BACTERIAL Hairy Root. **Agrobacterium rhizogenes**, OR.
- BACTERIAL, Witches' Broom. **MLO**, OR.
- BLIGHT, Cane. **Leptosphaeria coniothyrium**, general; **Physalospora obtusa**, IA, MD, MI, MO, ND; **Sclerotinia** sp., NY.
- BLIGHT, Spur. **Didymella applanata**, general.
- CANKER; Cane Spot. **Ascospora ruborum**, MA, OR, WI.
- CANKER; DIEBACK. **Glomerella cingulata**, AR, KY, MD, MI, MO, NJ, OH, RI, WV; **G. rubicola**, white bud, IL, NJ; **Botryosphaeria ribis**, FL; **Macrophoma rubi**, IL.
- DODDER. **Cuscuta gronovii**, CT, IL, WI.
- DOWNY MILDEW. **Peronospora rubi**, WA.
- FRUIT SPOT, Fly Speck. **Leptothyrium pomi**, IN, KY, MA.
- LEAF SPOT. **Cylindrosporium rubi** (*Sphaerulina rubi*), also cane spot, common East of Rocky Mts.; **Mycosphaerella confusa** (*Cercospora*

*ra rubi*), NJ to FL, IL, TX; **M. rubi**, general; **Pezizella oenotherae**, MD, MO, VA; **Septoria darrowi** (perhaps same as *Cylindrosporium rubi*) **Stigmatea rubicola**, black leaf and cane spot, MT, NM, NY, VT, WI.

NEMATODE, Lesion. **Pratylenchus vulnus**.

NEMATODE, Sheath. **Hemicycliophora** sp.

NONPARASITIC. **Chlorosis**. Iron deficiency in West.

POWDERY MILDEW. **Phyllactinia corylea**, MI; **Sphaerotheca macularis**, Northeast, Northwest, CA, IL, MN.

ROSETTE, Double Blossom. **Cercospora rubi**, IL, KY, MD, NY, PA.

ROT, Fruit. **Botrytis cinerea**, gray mold, cosmopolitan; **Phyllostictina carpogena**, MD; **Monilinia fructicola**, brown rot, IL; **Alternaria** sp., MA; **Rhizopus nigricans**, black mold, cosmopolitan.

ROT, Root. **Armillaria mellea**, OR, WA; **Rhizoctonia solani**, CO, ID, WA; **Xylaria** sp., WA; **Phytophthora erythroseptica**, Pacific Northwest.

RUST, Late. **Pucciniastrum americanum** (II, III), Northeast to ID, IL, NC, OH; 0, I on spruce.

RUST, Leaf. **Phragmidium rubi-idaei** (0, I, II, III), northeastern and central states to CO; Pacific Northwest.

RUST, Orange. **Gymnoconia peckiana** (0, I, III), on black raspberry, Northeast to MN, Pacific Northwest; **Kunkelia nitens** (I), IL, IN, MI, OH.

RUST, Yellow. **Kuehneola uredinis** (0, I, II, III), IL, PA, DE to WI.

SPOT ANTHRACNOSE. **Elsinoë veneta**, general but less common on red than black raspberry.

VIRUS. **Raspberry Leaf Curl**; **Red**; **Black Raspberry Necrosis**; **Raspberry Streak**; **Raspberry Yellow Mosaic**, general; **Tomato Ring Spot**, cause of crumbly fruit, NY; **Tobacco Ring Spot**, NC; **Raspberry Bushy Dwarf**, OH; **Black Raspberry Witches' Broom Phytoplasma**, OR.

WILT. **Verticillium albo-atrum**, MA to NJ, OH, OR, WA.

Virus diseases are important on raspberries and cannot be controlled by spraying. Purchase healthy plants and set, if possible, 500 feet away from old patches. Inspect at least three times the first year, roguing all diseased plants, after first searing them with a blow torch or flame thrower so aphids will not carry the virus to nearby healthy bushes. Plants seldom recover from *Verticillium* wilt and never from orange rust, which is systemic. Crown gall is important on red raspberries; if infected plants are found, raspberries should not be replanted in the same soil for several years.

---

## RATIBIDA (Prairie Coneflower)

DOWNY MILDEW. *Plasmopara halstedii*, IA.

LEAF SPOT. *Cercospora ratibida*, KS, WI; *Physalospora lepachydis*, MT; *Ramularia rudbeckiae*, ID; *Septoria infusata*, MI, MO, WI.

POWDERY MILDEW. *Golovinomyces cichoracearum*, ND, TX.

ROT, Violet Root. *Helicobasidium purpureum*, TX; *Phymatotrichum omnivorum*, TX.

RUST. *Uromyces perigynius* (0, I), ND, TX; II, III on *Carex*.

SMUT, White. *Entyloma compositarum*, NE, MI to IN, KS, MN.

---

## RATTAN VINE (*Berchemia*)

RUST. *Puccinia coronata* (0, I), VA to LA; II, III on oats and wild grasses.

---

## REDBUD, JUDAS-TREE (*Cercis*)

CANKER; DIEBACK. *Botryosphaeria ribis* var. *chromogena*, DE, MD, NJ, NC, TX, VA.

DODDER. *Cuscuta exaltata*, TX.

DOWNY MILDEW. *Plasmopara cercidis*, TN.

LEAF SPOT. *Cercospora cercidis*, OK; *Cercospora chionea*, IL, IN, KS, NC; *Mycosphaerella cercidicola*, general; *Phyllosticta cercidicola*, IN, WV; *Pestalotia guelpini*, IL.

ROT, Root. *Phymatotrichum omnivorum*, TX; *Polyporus lucidus*, VA.

ROT, Wood. *Polyporus adustus*; *P. versicolor*; *Ganoderma lucidum* (*Polyporus lucidus*).

WILT. *Verticillium* sp., OH; of seedlings, *Cylindrocladium* sp.

WILT. *Verticillium albo-atrum*, DC, VA; *V. dahliae*, DC.

---

## RED-BAY, SWAMP-BAY (*Persea borbonia*)

BLACK MILDEW. *Asterina delitescens*, VA to FL, TX; *Irenopsis martini-ana*, AL, MS, TX; *Lembosia rugispora*, MS, NC; *Meliola amphitricha*, FL, MS; *Englerula carnea*, FL.

LEAF SPOT. *Cercospora purpurea*, GA to FL, MS; *Phyllosticta micropuncta*, MD to FL, TX; *Pestalotia* spp., general.

LEAF SPOT, Algal. **Cephaleuros virescens**, Gulf states.  
ROT, Wood. **Polyporus hirsutus**; **P. mutabilis**.

---

### **REDWEED (*Melochia*)**

CANKER, STEM. **Diaporthe phaseolorum** var. **caulivora**, LA.

---

### **RHEXIA (Deergrass, Meadow-Beauty)**

LEAF SPOT. **Cercospora erythrogena**, AL DE, MS, TN; **Colletotrichum rhexiae**, DE; **Phyllosticta rhexiae**, FL.

---

### **RHODESGRASS (*Chloris gayana*)**

LEAF STRIPE, Culm Stripe. **Helminthosporium hawaiiense**, FL.

---

### **RHODODENDRON**

BACTERIAL Crown Gall. **Agrobacterium tumefaciens**, OH.

BACTERIAL Leaf Spot. **Pseudomonas cichorii**, GA.

BLIGHT. **Phytophthora ramorum**, CA, NC, OR, WA; **P. tropicalis**, VA.

BLIGHT, Bud, Twig. **Briosisia azalea**, GA, NJ, NY, NC, PA, TN, VA.

BLIGHT, Cutting. **Cylindrocladium scoparium** and **C. floridanum**, FL, OH.

BLIGHT; Flower Spot. **Ovulinia azaleae**, CA, SC.

BLIGHT, Gray. **Pestalotia macrotricha**, general after winter injury.

BLIGHT, Silky Thread. **Rhizoctonia ramicola**, FL.

BLIGHT; Twig Canker. **Phomopsis** sp., CT, NJ, NY, OR.

CANKER; DIEBACK. **Botryosphaeria ribis**, MD, MA, NJ, NY; **Gloeosporium** sp., MD, NY; **Phytophthora cactorum**, MD, MA, NJ, NY, OH, PA, RI; **P. hedraiandra** (also leaf lesions), MN; **Glomerella cingulata**, MD; **Phytophthora cambivora**, NC.

DAMPING-OFF. **Alternaria** sp., CT; **Rhizoctonia solani**, CT, NJ, NY.

DODDER. **Cuscuta gronovii**, NJ.

GALL. **Exobasidium vaccinii**, leaf and shot, MA to FL, MS; **E. burtii**, yellow leaf spot, NJ; **E. vaccinii-uliginosae**, witches' broom, NJ.



LEAF SPOT. *Cercospora handelii*, FL, NJ, NC, VA; *Coryneum rhododendri*, NC, PA, TN, VA; *Cryptostictis mariae*, KY, NY, TN, VA; *Discosia artocreas*, secondary, MD, NY; *Guignardia rhodora*, CT, MD, MA, NJ, NY, PA, VA; *Gloeosporium ferrugineum*, NC; *Hendersonia concentrica*, NC, TX, WV; *Lophodermium schweinitzii*, NY to NC, TX; *Pestalopezia rhododendri*, TN, WV; *Mycosphaerella clintoniana*, NJ, NY, NC, OR, WA; *Phyllosticta rhododendri*, NJ; *Physalospora rhododendri*, PA, TN, VA; *Phomopsis rhododendri*, NJ; *Sepatoria rhododendri*, ME, NC; *S. solitaria*, NJ; *Venturia rhododendri*, MD, VA; *Phytophthora inflata*, OH; *P. insolita*, OH.

LEAF SPOT, Tar. *Melasmia rhododendri*, AK.

NONPARASITIC. **Chlorosis**. Mineral deficiency, usually iron, widespread.

**Sunscaud**; Windburn. Severe winter injury in exposed locations.

**Walnut Toxicity**. Poisoning by root emanation from *Juglans nigra*.

POWDERY MILDEW. *Microsphaera alni*, MD, NJ, NY.

ROT, Heart; Wood Rot. *Fomes annosus*, NC.

ROT, Root. *Armillaria mellea*, CA, NJ, NY; *Phymatotrichum omnivorum*, TX.

RUST. *Chrysomyxa ledi* var. *rhododendri*, CA, WA; *C. roahnensis* (II, III), NC, TN; 0, I on spruce; *C. piperiana* (II, III), CA, OR, WA; *Pucciniastrum vaccinii* (II), CT, NJ, RI.

SPOT ANTHRACNOSE. *Sphaceloma* sp., WA.

VIRUS. *Rhododendron* Necrotic Ringspot, OR.

WILT. *Phytophthora cambivora*, NC; *P. cinnamomi*, MD, NJ, NY, PA, OH, VA; *P. citricola*, OH, VA; *P. cactorum*, VA; *P. citrophthora*, VA; *P. nicotianae*, VA; *P. tropicalis*, VA; *P. hibernalis*.

Most rhododendron leaf spots are not worth worrying about. Some come after winter injury; some are definitely parasitic but not serious. Winter and early spring sun will turn some of the foliage brown. Do not prune out supposedly dead twigs and branches too soon; wait for new growth to start. An accumulation of matted wet leaves around the trunk fosters root and collar rot. Be cautious in the use of aluminum sulfate to acidify soil; sulfur is somewhat safer.

---

## RHOEO

VIRUS, **Tobacco Mosaic**, MD.

**RHUBARB (*Rheum*)**

ANTHRACNOSE. *Colletotrichum* sp., IL, MO, PA, WV, WI.

BACTERIAL Crown Gall. *Agrobacterium tumefaciens*, IA, MA, NY.

BACTERIAL Soft Rot. *Erwinia carotovora*, occasional in market; *E. rhapontici*, crown rot, OK.

BLIGHT, Southern. *Sclerotium rolfsii*, FL, MS, TX, VA.

DAMPING-OFF; Crown Rot. *Pythium* spp., CA, MD.

DOWNY MILDEW. *Peronospora rumicis*, CA.

LEAF SPOT. *Ascochyta rhei*, eastern and central states to MS, KS; *Alternaria* sp., CA, MN, NE, NJ, PA; *Cercospora* sp., DE, MD, NE; *C. rhapontici*, IL; *Cladosporium* sp., CA, WA; *Macrophoma straminea*, general; *Ramularia rhei*, CA; *Septoria rhapontici*, IA.

NEMATODE, Root Knot. *Meloidogyne* spp., CA, MD, NY, OK.

NONPARASITIC. Crack Stem. **Boron Deficiency**, WA.

ROT, Gray Mold. *Botrytis cinerea*, serious in greenhouses.

ROT, Root. *Armillaria mellea*, CA, TX; *Phymatotrichum omnivorum*, AZ, TX; *Phytophthora cactorum*, crown rot, CA, MO, OK, PA; *P. parasitica*, IL, KS, LA, MD, MO, NY, TX, VA; *Rhizoctonia solani*, CA, CT, IL, MN, MO, NY, OK, TX, WA.

RUST. *Puccinia phragmitis* (0, I), CA, MN, NE; II, III on *Phragmites*.

VIRUS. **Rhubarb Chlorotic Ring**; **Turnip Mosaic**, AK; **Beet Curly Top**.

*Macrophoma* leaf spot is common but seldom calls for control measures beyond removal of old stalks in late fall. Plants with crown rot should be dug and burned.

---

**RIBBON-BUSH (*Homalocladium*)**

POWDERY MILDEW. *Erysiphe polygoni*, NY, PA, WI.

---

**RIBBON-GRASS (*Phalaris*)**

ERGOT. *Claviceps purpurea*, NY.

LEAF BLOTCH (SPOT). *Stagonospora foliicola*, PA.

LEAF SPOT. *Helminthosporium catenarium*, PA on Reed Canary grass (*P. arundinacea*)

LEAF SPOT, Zonate Eye-Spot. *Helminthosporium giganteum*, MD.

---

**RICE (*Oryzae sativa*)**

LEAF, Blast. *Pyricularia grisea*, AR.  
SMUT, False. *Ustilaginoidea virens*, LA.

---

**RICE-PAPER PLANT (*Tetrapanax*)**

NEMATODE, Root Knot. *Meloidogyne* sp., FL.

---

**ROCK-JASMINE (*Androsace*)**

DOWNY MILDEW. *Peronospora candida*, KS.  
LEAF SPOT. *Mycosphaerella primulae*, NM.  
RUST. *Puccinia volkartiana* (III), AK.

---

**ROCK-ROSE (*Cistus*)**

ROT, Root. *Armillaria mellea*.

---

**ROHDEA**

VIRUS. **Tomato Spotted Wilt**, PA.

---

**ROLLINIA**

DIEBACK, Fruit Rot. *Glomerella cingulata*, FL.

---

**ROMANZOFFIA**

RUST. *Puccinia romanzoffiae* (III), OR.

---

**ROSE (*Rosa*)**

BACTERIAL Blast. *Pseudomonas syringae*.  
BACTERIAL Crown Gall. *Agrobacterium tumefaciens*, general.  
BACTERIAL Hairy Root. *Agrobacterium rhizogenes*, MD, PA, TX, VA,  
New England.

- BLACKSPOT. **Diplocarpon rosae**, general; **Marssonina rosae**, MS.
- BLIGHT, Blossom. **Botrytis cinerea**, cosmopolitan; gray mold on canes in storage; **Dothiorella** sp., LA, VA.
- BLIGHT, Cane. **Physalospora obtusa**, CT, to AL, KS, TX; **Gloeosporium** spp., widespread.
- BLIGHT, Southern. **Sclerotium rolfsii**, FL, KS, TX.
- BLIGHT, Thread. **Pellicularia koleroga**, FL, LA.
- CANKER, Brand. **Coniothyrium wernsdorffiae**, MN, NY, PA (also reported from CO, IN, MS, TX, but probably mistaken for *C. fuckelii*).
- CANKER, Brown. **Cryptosporella umbrina**, MA to FL, CA, ID, MI, NE, TX.
- CANKER, Common, Graft. **Leptosphaeria coniothyrium** (*Coniothyrium fuckelii*), general; Graft, **C. rosarum**, CA, IA, MA, MN, NJ, PA, TX.
- CANKER, Crown. **Cylindrocladium scoparium**, in greenhouses, MA to GA, IL, TX.
- CANKER; DIEBACK. **Botryosphaeria ribis** var. **chromogena**, AL, MD, TX, VA; **Cryptosporium minimum**, OR, PA; **Diplodia** spp., probably secondary; **Griphosphaeria corticola** (*Coryneum microstictum*), NH to AL, ND; Pacific Northwest; **Nectria cinnabarina**, coral spot, MA to VA, AK, WA; **Cytospora** sp., KY, PA, VA, WA; **Didymella sepincoliformis**, MD; **Glomerella cingulata**, MD, NJ, VA; **Macrophoma** sp., TX, VA; **Botryodiplodia theobromae**, MN; **Trichothecium roseum**, MN.
- DODDER. **Cuscuta indecora** and **C. paradoxa**, FL, TX.
- DOWNY MILDEW. **Peronospora sparsa**, mostly under glass, ME to FL, CA, IA; reported outdoors in DE.
- LEAF SPOT. **Alternaria** sp., VA to AL, TX; **A. brassicae** var. **microspora**, TX; **Cercospora puderi**, FL, GA; **Mycosphaerella rosicola** (*Cercospora rosicola*), general; **M. rosigena**, doubtfully distinct from *M. rosicola*, reported from South; **Monochaetia compta**, AK, IA, KS, MD; **Pezizella oenotherae**, also cane spot, NJ to FL, MI, TX; **Phyllosticta rosae**, NY to FL, IN; **P. rosae-setigerae**, IN; **Septoria rosae**, MS, NJ, SC.
- MOLD, Black, of Grafts. **Chalaropsis thielavioides**, CA, IL, NY, PA on understock from OR and WA.
- MOLD, Leaf and Bud. **Cladosporium** sp. and **C. fuscum**, AK, CA, MD, MN, MS, OK, TX.
- NEMATODE, Dagger. **Xiphinema diversicaudatum**, greenhouses in Northeast; **X. americanum**; **X. krugi**.

NEMATODE, Leaf. **Aphelenchoides** spp.; Lance, **Hoplolaimus** sp.  
 NEMATODE, Lesion. **Pratylenchus pratensis**; **P. scribneri**; **P. vulnus**.  
 NEMATODE, Ring. **Criconemoides** sp.; Pin, **Paratylenchus** spp.  
 NEMATODE, Root Knot. **Meloidogyne** sp.; **M. hapla**.  
 NEMATODE, Spiral. **Helicotylenchus** spp.; Sheath, **Hemicycliophora** spp.  
 NEMATODE, Sting. **Belonolaimus gracilis**; Stubby Root, **Trichodorus** spp.  
 NEMATODE, Stylet. **Tylenchorhynchus** spp.  
 NONPARASITIC. **Boron Deficiency**. Leaves distorted, greenhouse.

**Chlorosis**. Iron deficiency, upper leaves yellow, with green veins; nitrogen deficiency, lower leaves pale; potassium deficiency, leaves grayish, may drop, stems weak.

**Leaf Scorch**. Marginal, potash deficiency. In greenhouses scorch may be boron and calcium deficiency.

**Mercury Toxicity**. In greenhouses when paint containing mercury used on sash.

**Pedicle Necrosis**. Collapse of flower stem, cause unknown.

**Weed-killer Injury**. Leaves fernlike, twisted when 2,4-D used in vicinity.

PETAL SPOT. **Bipolaris** (*Helminthosporium*) **setariae**, FL.

POWDERY MILDEW. **Podospora** **pannosa**, general; **S. macularis**, not readily distinguished from *S. pannosa*; **Phyllactinia corylea**, WA.

ROT, Root. **Armillaria mellea**, CA, MS, OR, TX, WA; **Clitocybe tabescens**, FL; **Fusarium** spp., occasional, especially in the South; **Phymatotrichum omnivorum**, AZ, TX; **Ramularia macrospora**, MD.

RUST. **Phragmidium americanum** (0, I, II, III), on leaves of cultivated and native roses, ME to NC, ND, TX; **P. montivagum** (0, I, II, III), on native species, SD to NM, AZ, WA; **P. mucronatum** (*P. disciflorum*), the common rust of cultivated roses, possibly on native species (0, I), on leaves and stems; II, III on leaves, eastern states to Rocky Mts.; Pacific Coast; **P. fusiforme** (*P. rosae-acicularis*) (0, I, II, III), on native species, MI to CO, CA, WY; **P. rosae-californicae** (0, I, II, III), on natives, AZ, CA, MT, OR; **P. rosae-pimpinellifoliae** (*P. subcorticium*) (0, I), on stems; II, III on leaves of brier and sweetbrier groups, northern U.S.; **P. rosicola** (III), CO, MT, NE, on native spp.; **P. speciosum** (0, I), on leaves and stems, III on stems of cultivated and native roses, general except far South.

SPOT ANTHRACNOSE. **Elsinoë rosarum**, ME to FL, KS, MI, MO, TX; Pacific Coast.

**VIRUS. Rose Mosaic** (in part **Prunus Necrotic Ring Spot** and **Apple Mosaic**), Pacific Coast and eastern states in greenhouses and in gardens on plants shipped from the West Coast; **Rose Rosette** (Witches' Broom), CA, KS, MD, MO; **Rose Streak**, MD, NJ, NY, TX, VA; **Rose Yellow Mosaic**, CA, IL, MD, NY, PA, VA; **Crinkle**. On Manetti understock, sometimes garden roses, Pacific Coast, MD, NY, PA, TX, VA; **Rose Leaf Curl**, CA; **Rose Spring Dwarf**, CA.

**UNKNOWN. Speckle**. Chlorotic flecks in leaves, not transmitted by grafting, MD, NJ, NY, PA, TX, VA.

**WILT. Verticillium albo-atrum**, AR, CA, IL, NJ, NY; probably widespread.

Blackspot, brown canker, powdery mildew, and rust are the big four diseases of garden roses. Blackspot is almost inevitable except in some dry western states, and shows up even there when overhead watering is substituted for the usual irrigation. It can be controlled by regular weekly spraying or dusting.

Powdery mildew, a problem on the Pacific Coast, is increasing in eastern gardens. Brown canker and other cane diseases are best controlled at spring pruning, by cutting out infected canes and cutting other canes just above a bud, not leaving any stub to die back. Cankers are increased by excessive winter protection. Where temperatures permit, as in the Central Atlantic region, eliminate soil mounding and other special winter treatment.

Roses are sensitive to many chemicals; it is important to distinguish spray injury from blackspot and not increase the dosage because you think you are not getting control. Combination sprays or dusts should take care of most diseases, as well as insects, in one operation. The bacterial crown gall is occasionally present on plants purchased from a nursery. Ask for a replacement; do not contaminate your soil by planting such a bush.

---

## **ROSE – ACACIA (*Robinia hispida*)**

**LEAF SPOT. Alternaria fasciculata**, ND.

**ROT, Root. Phymatotrichum omnivorum**, TX.

---

## **ROSELLE (*Hibiscus sabdariffa*)**

**ANTHRACNOSE, Pod Spot. Colletotrichum gloeosporioides**, FL.

**BLIGHT, Gray Mold. Botrytis cinerea**, MD.

BLIGHT, Southern. **Sclerotium rolfsii**, TX.  
 LEAF SPOT. **Cercospora hibisci**, TX.  
 NEMATODE, Root Knot. **Meloidogyne** sp., TX.  
 POWDERY MILDEW. **Microsphaera euphorbiae**, AL, FL.  
 ROT, Fruit, Stem. **Fusarium** sp., FL; **Phytophthora parasitica**, TX.  
 ROT, Root. **Phymatotrichum omnivorum**, TX; **Rhizoctonia solani**, TX.

---

### ROSE-GENTIAN (*Sabatia*)

ANTHRACNOSE. **Gloeosporium** sp., OK.  
 LEAF SPOT. **Cercospora sabbatae**, DE, MS, NC, OK, TX.

---

### ROSE – MALLOW (*Hibiscus palustris*)

BACTERIAL Crown Gall. **Agrobacterium tumefaciens**, MS.  
 DIEBACK. **Colletotrichum hibisci**, NJ, NY, TX.  
 LEAF SPOT. **Ascochyta abelmoschi**, NY; **Cercospora kellermanii**, IN;  
**Phyllosticta hibiscina**, CT, FL, LA, MD, NJ, NY; **Septoria** sp., NJ.  
 ROT, Root. **Phymatotrichum omnivorum**, TX.  
 RUST. **Puccinia schedonnardi** (0, I), CT to AL, NE, TX; II, III on grasses.

---

### ROSEMARY (*Rosmarinus*)

BLIGHT, AERIAL, ROT ROOT. **Rhizoctonia solani**, LA, OK.  
 ROT, Root. **Phymatotrichum omnivorum**, TX.

---

### ROSE-OF-SHARON, SHRUB-ALTHAEA (*Hibiscus syriacus*)

LEAF SPOT. **Cercospora malayensis**, GA; **Phyllosticta hibiscina**, OK;  
**P. syriaca**, NY.  
 NEMATODE, Root Knot. **Meloidogyne** sp., MS, TX.  
 ROT, Root. **Phymatotrichum omnivorum**, TX.  
 RUST. **Kuehneola malvicola** (II, III), Gulf states.

## ROUGE-PLANT (*Rivina*)

- LEAF SPOT. *Cercospora flagellaris*, FL, TX; *Septoria rivinae*, TX.  
 ROT, Root. *Helicobasidium purpureum*, TX; *Phymatotrichum omnivorum*, TX.  
 RUST. *Puccinia raunkaerii* (0, I, II, III), FL, TX.

## RUBBER-PLANT (*Ficus elastica*)

- ANTHRACNOSE. *Glomerella cingulata*, general; *Gloeosporium* sp., WA.  
 BACTERIAL Crown Gall. *Agrobacterium tumefaciens*, CA, TX.  
 CANKER; DIEBACK. *Physalospora rhodina*, GA.  
 LEAF SPOT. *Alternaria* sp., IN, OH, TX; *Leptostromella elastica*, NY, Northeastern states; *Mycosphaerella bolleana*, GA; *Phyllosticta* sp., MD, NY; *Phyllosticta roberti*, Gulf states, MD, NY; *Stemphylium elasticae*, secondary; *Trabutia (Phyllachora) ficuum*, black spot, FL.  
 NEMATODE, Leaf. *Aphelenchoides besseyi*, FL.  
 NEMATODE, Root Knot. *Meloidogyne* spp.; *M. incognita*.  
 NEMATODE, Spiral. *Helicotylenchus nannus*.

## RUDBECKIA (Golden-Glow, Coneflower, Black-Eyed Susan)

- BACTERIAL, MLO. *Aster Yellows*, NY, and *California Aster Yellows*, CA.  
 BLIGHT, Southern. *Sclerotium rolfsii*, FL, NJ.  
 DOWNY MILDEW. *Plasmopara halstedii* IA, NE, NY, NC, ND, VA, WI.  
 GALL, Leaf. *Synchytrium aureum*, IL, WI.  
 LEAF SPOT. *Cercospora rudbeckiae*, NY; *C. tabacina*, IL, NY, WI; *Phyllosticta rudbeckiae*, IA, NY, WI; *Ramularia rudbeckiae*, VT to MS, CO, ID, MT, VA, VT, WV; *Septoria rudbeckiae*, DE, KS, NE, WA, WI.  
 POWDERY MILDEW. *Golovinomyces cichoracearum*, general.  
 ROT, Root. *Phymatotrichum omnivorum*, TX.  
 ROT, Stem. *Sclerotinia sclerotiorum*, CT.  
 RUST. *Aecidium batesii* (0, I), NE; *Puccinia dioicae* (0, I), MD, SD; *P. rudbeckiae* (III) TX; *Uromyces perigynius* (0, I), MD to MT; II, III on *Carex*; *U. rudbeckiae* (III), MT, MD to MS, NM, TX.  
 SMUT, White. *Entyloma compositarum*, IA, MO, OH, WI.



VIRUS. **Potato Yellow Dwarf**, NY; **Mosaic**, unidentified, IL, IN; **Bidens Mottle**, FL; **Tomato Spotted Wilt**, TX.

WILT. **Verticillium albo-atrum**, NY.

---

## RUE ANEMONE (*Anemonella*)

LEAF SPOT. **Cercospora caulophylli**, MO.

POWDERY MILDEW. **Erysiphe polygoni**, IA.

RUST. **Puccinia recondita** (0, I), IN, IA, MO.

SMUT, Leaf and Stem. **Urocystis anemones**, NY.

---

## RUELLIA

BLIGHT, Southern. **Sclerotium rolfsii**, LA.

LEAF SPOT. **Cercospora consociata**, AL, IL, IA, MS, MO.

ROT, Root. **Phymatotrichum omnivorum**, TX.

RUST. **Puccinia lateripes** (0, I, II, III), MD to FL, KS, MO, TX; **Uromyces ruelliae** (0, I, II, III), TX.

---

## RUMEX (Garden Sorrel)

BACTERIAL, MLO. **California Aster Yellows**, CA.

GALL, Leaf. **Synchytrium anomalum**, IA.

LEAF SPOT. **Cercospora acetosellae**, LA, TX; **Phyllosticta** sp., NY; **Gloeosporium rumicis**, NY, TX; **Septoria pleosporioides**, TX.

NEMATODE, Ring. **Criconemella xenoplax**, SC.

NEMATODE, Root Knot. **Meloidogyne** sp., FL.

ROT, Root. **Rhizoctonia solani**, TX.

RUST. **Puccinia acetosae** (II, III), ME to FL.

VIRUS. **Tomato Ringspot**, PA.

---

## RUSSIAN KNAPWEED (*Acroptilon repens*)

LEAF SPOT. **Cercosporella acroptili**, MT.

RUST. **Puccinia acroptili**, CO, MT, WY.

---

## **RUSSIAN-OLIVE, SILVERBERRY (*Elaeagnus*)**

CANKER. *Fusicoccum elaeagni*, IL, MO.

---

## **RUTABAGA**

► Turnip.

---

## **SAFFLOWER (*Carthamus*)**

ANTHRACNOSE; Blight. *Gloeosporium carthami*, IN, TX, VA.

BACTERIAL Blight. *Pseudomonas syringae*, CA.

BLIGHT. *Botrytis cinerea*; *Rhizoctonia* sp., NM.

LEAF SPOT. *Alternaria* spp., AZ, CA, IN, MT, NE, ND; *Septoria carthami*, IN, TX; *Stemphylium* sp., FL; *Cercospora beticola*, MT.; *Ramularia carthami*, *Ramularia cercosphaelloides*, Sonora, Mexico.

POWDERY MILDEW. *Golovinomyces cichoracearum*, CA.

ROT, Root. *Phytophthora drechsleri*, CA.

ROT, Stem; Wilt. *Sclerotinia sclerotiorum*, IN, ND, VA.

RUST. *Puccinia carthami* (II, III), CO, MA, MT, NE, ND.

VIRUS. Cucumber Mosaic, AZ, CA; Turnip Mosaic, CA.

WILT. *Fusarium oxysporum* f. sp. *carthami*; *Verticillium albo-atrum*.

---

## **SAGE (*Salvia*) (Includes Blue, Clary, Sauceleaf, Scarlet, Black Ornamental Forms)**

BACTERIAL, MLO. California Aster Yellows, CA.

BLIGHT, Southern. *Sclerotium rolfsii*, IL.

DAMPING-OFF. *Pythium debaryanum*, OH; *Rhizoctonia solani*, CT, IL, NJ, OH.

DOWNY MILDEW. *Peronospora lamii*, IA, LA; *P. swinglei*, KS.

LEAF SPOT. *Cercospora salviicola*, OK, TX; *Ramularia salviicola*, OK.

NEMATODE, Leaf. *Aphelenchoides fragariae*, DE, NJ.

NEMATODE, Root Knot. *Meloidogyne* spp., AZ, NJ; *M. javanica*.

POWDERY MILDEW. *Golovinomyces cichoracearum*, CA.

ROT, Charcoal. *Macrophomina phaseoli*, SC.

ROT, Root. **Fusarium oxysporum**, NC; **Phytophthora dreschleri**; **P. parasitica**, NC; **Phymatotrichum omnivorum**, TX; Stem, **Sphaeropsis salviae**, MS.

ROT, Root and Crown. **Phytophthora cryptogea**, CA.

RUST. **Aecidium subsimulans**, AZ; **Puccinia ballotaeflorae** (II, III), TX; 0, I unknown; **P. caulicola** (0, I, II, III), IA to TX, NM; **P. farinacea** (0, I, II, III), AL, AZ, KS, MS, MO, NE, OK, TX; **P. salviicola** (0, I, II, III), FL, TX; **P. vertisepta** (0, I, III), AZ, NM; **P. melliflora** (I, III), CA.

STEM SPOT, Lesion; Wilt. **Sclerotinia sclerotiorum**, ND.

VIRUS. **Tomato Spotted Wilt**.

---

## SAGE-BRUSH (*Artemisia*)

BLIGHT, Gray Mold. **Botrytis cinerea**, AK.

BLIGHT, Stem. **Sclerotium** sp., OR.

CANKER, Stem Gall, Black Knot. **Syncarpella tumefaciens**, CA, MT, NV.

DODDER. **Cuscuta** sp., TX.

DOWNY MILDEW. **Peronospora leptosperma**, CA, IA, KS, ND, WI.

LEAF SPOT. **Cercospora ferruginea**, WI; **C. olivacea**, NY; **Cylindrosporium artemisiae**, WA, WI; **Heterosporium** sp., AK; **Phyllosticta raii**, MT; **Ramularia artemisiae**, NY, WI; **Septoria artemisiae**, WA.

NEMATODE, Root Knot. **Meloidogyne** sp., AL.

POWDERY MILDEW. **Golovinomyces cichoracearum**, WI to NM, CA, WA.

ROT, Root. **Phymatotrichum omnivorum**, TX.

RUST. **Puccinia atrofusca**, IA to TX, CA, OR; II, III on *Carex*; **P. millefolii** (III), ND to TX, AK, CA, WA; **P. tanacetii** (0, I, II, III), WI to TX, CA, WA; 0, I, II, III on **Tanacetum** and II on chrysanthemum; **Uromyces oblongisporus** (III), WY.

---

## SAINFOIN (*Onobrychis*)

DAMPING-OFF. **Rhizoctonia solani**, TX; **Sclerotium rolfsii**, TX.

NEMATODE, Root Knot. **Meloidogyne hapla**, WY.

ROT, Stem. **Rhizoctonia solani**, TX; **Sclerotium rolfsii**, TX.

---

### **ST. ANDREWS CROSS, ST. PETERSWORT (*Ascyrum*)**

LEAF SPOT. *Cladosporium gloeosporioides*, AL.

RUST. *Uromyces triquetrus* (0, I, II, III), MS, NJ, TX.

---

### **ST. AUGUSTINEGRASS (*Stenotaphrum*)**

ROT ROOT. *Gaeumannomyces graminis* var. *graminis*, FL, TX.

VIRUS. **Panicum Mosaic**, AR.

---

### **ST. JOHNSWORT (*Hypericum*)**

BLACK KNOT. *Gibberidea heliopsidis*, MD.

BLIGHT, Leaf. *Rosellinia (Dematophora) necatrix*; *Diploceras hypericum* (stem and leaf), OR.

BLIGHT, Southern. *Sclerotium rolfsii*, SC.

GALL, Stem. *Sphaeropsis tumefaciens*, FL.

LEAF SPOT. *Cercospora hyperici*, IL; *Cladosporium gloeosporioides*, AL, NJ, NY, WI.

NEMATODE, Root Knot. *Meloidogyne* spp.

POWDERY MILDEW. *Golovinomyces cichoracearum*.

RUST. *Melampsora hypericorum* (II), MT; *Uromyces triquetrus* (0, I, II, III), ME to AL, and IA, TX, WI.

---

### **SALAL (*Gaultheria shallon*)**

BLACK MILDEW. *Meliola* sp.

LEAF SPOT. *Dasyscyphus gaultheriae*, CA, OR, WA; *Mycosphaerella gaultheriae*, Pacific Coast, AK; *Pestalotpezia brunneo-pruinosa*, CA, OR, WA; *Phyllosticta gaultheriae*, general.

LEAF, Stem Lesions. *Phoma exigua*, British Columbia, Canada.

POWDERY MILDEW. *Microsphaera alni*, OR.

SPOT ANTHRACNOSE. *Elsinoë ledi*, OR, WA.

---

### **SALPIGLOSSIS (Painted-Tongue)**

BACTERIAL Canker, Vascular. *Clavibacter michiganense*, WY.

BACTERIAL, MLO. **California Aster Yellows**, CA.

NEMATODE, Lesion. **Pratylenchus pratensis**, NY.

NEMATODE, Root Knot. **Meloidogyne** sp., NY.

WILT. **Fusarium** sp., WA; **Verticillium albo-atrum**, NY.

---

### **SALSIFY (*Tragopogon*)**

BACTERIAL, MLO. **California Aster Yellows**, CA; **Aster Yellows**, MD, NY, PA, WI.

BACTERIAL Soft Rot. **Erwinia carotovora**, CT, TX.

BLIGHT, Leaf. **Sporodesmium scorzonerae**, AL, MD, NY, PA, VA, WV.

BLIGHT, Southern. **Sclerotium rolfsii**, TX.

LEAF SPOT. **Cercospora tragopogonis**, MT, OK; **Stemphylium botryosum**, NY; **Alternaria tenuis**.

NEMATODE, Leaf and Stem. **Ditylenchus dipsaci**, CA.

NEMATODE, Root Knot. **Meloidogyne** sp., NY to AL, TX, WA.

POWDERY MILDEW. **Golovinomyces cichoracearum**, general.

ROT, Root. **Phymatotrichum omnivorum**, AZ, TX; **Rhizoctonia solani**, TX, WA.

ROT, Stem, Crown. **Sclerotinia intermedia**, IL; **S. sclerotiorum**, IL.

VIRUS. **Beet Curly Top**; **Lettuce Mosaic**, NY.

WHITE RUST. **Albugo tragopogonis**, CA.

WILT. **Verticillium albo-atrum**, NY.

---

### **SALSIFY, BLACK (*Scorzonera*)**

BACTERIAL, MLO. **California Aster Yellows**, CA.

NEMATODE, Root Knot. **Meloidogyne** sp., FL.

WHITE RUST. **Albugo tragopogonis**, CA.

---

### **SALT BUSH (*Atriplex*)**

DOWNY MILDEW. **Peronospora farinosa**, MT, TX.

GALL, Leaf, Stem. **Urophlyctis pulposa**, ND, TX.

LEAF SPOT. **Cercospora dubia**, widespread; **Stagonospora atriplicis**, KS, NE, NJ, NY, PA.

NEMATODE, Root Knot. **Meloidogyne** sp., CA; root gall, **Heterodera schachtii**, UT.

RUST. **Puccinia aristidae** (0, I); II, III on grasses; **Uromyces shearianus** (0, I, III).

VIRUS. **Beet Curly Top**.

---

### **SALTGRASS (*Distichlis*)**

BROWN STRIPE. **Bipolaris heveae**, CO.

---

### **SALVINIA (*Aquatic Fern*)**

LEAF SPOT, Water-Soaked Lesions. **Rhizoctonia solani**, FL.

---

### **SANCHEZIA**

ROT, Mushroom Root. **Clitocybe tabescens**, FL.

---

### **SAND-MYRTLE (*Leiophyllum*)**

GALL, Leaf. **Exobasidium vaccinii**, NJ, NC.

---

### **SAND-VERBENA (*Abronia*)**

DOWNY MILDEW. **Peronospora oxybaphi**, TX.

LEAF SPOT. **Heterosporium abroniae**, CA, TX.

RUST. **Puccinia aristidae**, AZ, CA, CO, NM; II, III on grasses.

---

### **SANDVINE (*Ampelanus*)**

BLACK MILDEW. **Meliola bidentata**, NC.

DOWNY MILDEW. **Plasmopara gonolobi**, SC.

LEAF SPOT. **Cercospora gonolobi**, OK; **Septoria** sp., LA.

RUST. **Puccinia obliqua** (III), OK, TX.

---

### SANDWORT (*Arenaria*)

LEAF SPOT. *Hendersonia tenella*, TX.  
 POWDERY MILDEW. *Erysiphe polygoni*, CA.  
 ROT, Root. *Phymatotrichum omnivorum*, TX.  
 RUST. *Puccinia arenariae* (III), CA, FL, MT, NY, TX, WI; *P. tardissima*,  
 CO, NM, UT, WY; *Uromyces inaequaltus* (0, I, II, III), CO, UT.  
 SMUT, Anther. *Ustilago violacea*, ME, NH, NY, VT.

---

### SANGUISORBA (*Burnet*)

LEAF SPOT. *Graphium sessile*, NY; *Ovularia bulbigera*, AK, IL.  
 POWDERY MILDEW. *Podosphaera oxyacanthae*, IA; *Sphaerotheca macularis*, AK, KS, NY, PA.  
 RUST. *Xenodochus carbonarius* (I, III), AK; *X. minor*, AK.

---

### SANSEVIERIA (*Bowstring-Hemp, Snake Plant*)

BACTERIAL Soft Rot. *Erwinia aroideae* and *E. carotovora*, AZ, FL, MD, NJ.  
 LEAF SPOT. *Fusarium moniliforme*, FL, MO, WA; *Gloeosporium sansevieriae*, FL, WA.  
 NEMATODE, Lesion. *Pratylenchus* sp., CA.  
 NEMATODE, Root Knot. *Meloidogyne* sp.; *M. javanica*.  
 NONPARASITIC. **Wilt.** Overfertilization or toxic salts.  
 ROT. *Aspergillus niger*; *Fusarium* sp.

---

### SAPODILLA (*Achras*)

GALL, Limb. *Pestalotia scirrofaciens*, FL, TX.  
 LEAF SPOT. *Phyllosticta* sp., FL; *Septoria* sp., FL.  
 ROT, Root. *Phymatotrichum omnivorum*, TX.  
 RUST. *Scopella (Uredo) sapotae* (II), FL.  
 SPOT ANTHRACNOSE. *Elsinoë lepagei*, FL.

## SASSAFRAS

CANKER, Branch, Trunk. *Nectria* sp., CT to WV, MS.

CANKER; DIEBACK. *Physalospora obtusa*, NY to GA.

LEAF SPOT. *Septoria* sp., NY; *Actinothyrium gloeosporioides* (*Actinopel-  
la dryina*); *Cristulariella pyramidalis*; *Phyllosticta illinoiensis*, IL,  
MA; *P. sassafra*, NY to GA, TX, IL.

MISTLETOE. *Phoradendron serotinum* (*flavescens*), TX.

POWDERY MILDEW. *Phyllactinia corylea*, MI.

ROT, Heart, Trunk. *Daedalea confragosa*, IN, NY; *Fomes igniarius*, OH,  
VA; *F. ribis*, MO.

ROT, Root. *Armillaria mellea*, PA; *Phymatotrichum omnivorum*, TX.

ROT, Wood. *Daldinia vernicosa*; *Hymenochaete agglutinans*; *Hypoxylon*  
spp.; *Polyporus* spp., sometimes on living trees; *Poria ferruginosa*;  
*Schizophyllum commune*, NY; *Trametes sepium*, IN.

VIRUS. *Mosaic*, NY; *Yellows*, TX, unidentified.

The undetermined yellows disease causes fasciation of tops, leafroll, and  
dwarfing of leaves.

---

## SAURURUS (Swamp-Lily, Water Dragon)

GALL, Leaf. *Physoderma* sp., VA.

LEAF SPOT. *Cercospora saururi*, AL, FL, IL, IN, LA, NY, TX; *Ramula-  
ria saururi*, OK.

NEMATODE, Root Knot. *Meloidogyne* sp.

---

## SAXIFRAGE (*Saxifraga*)

BLIGHT, Gray Mold. *Botrytis cinerea*, AK.

LEAF SPOT. *Cercospora saxifragae*, WI; *Phyllosticta saxifragarum*,  
WY; *Septoria albicans*, WI; *Ramularia* sp., AK.

POWDERY MILDEW. *Sphaerotheca macularis*, AK, CO, NY, PA, WY.

RUST. *Melampsora arctica* (0, I), AK, CO; II, III on willow; *Puccinia*  
*heucherae* (III), AK, MT to NM, ID, WA, WY, NY to IL, MT;  
*P. pazschkei* (III), ID, MT, WA; and var. *tricuspidatae*, CO, UT.

VIRUS. *Impatiens Necrotic Spot*, NC.



---

## SCABIOSA

BACTERIAL, MLO. **Aster Yellows**, CT, NJ, NY, VA; and **California Aster Yellows**, CA.

BLIGHT, Southern. **Sclerotium rolfsii**.

POWDERY MILDEW. **Erysiphe polygoni**; **E. knautiae**, WA.

ROT, Root. **Phymatotrichum omnivorum**, TX.

ROT, Stem. **Sclerotinia sclerotiorum**, NY.

VIRUS. **Beet Curly Top**, CA.

---

## SCARBOROUGH-LILY (*Vallota*)

LEAF SCORCH; Red Spot. **Stagonospora curtisii**, LA.

---

## SCHEFFLERA

(*Brassaia actinophylla* = *Schefflera actinophylla*)

BACTERIAL Blight. **Pseudomonas cichorii**, FL.

LEAF SPOT. **Alternaria panax**, CA, FL.

NEMATODE, Root Knot. **Meloidogyne incognita**.

ROT, Stem, Leaf, Cutting. **Fusarium solani**, FL.

VIRUS. **Ghost Ring**; **Schefflera Ringspot**.

---

## SCHEFFLERA, DWARF (*Schefflera arboricola*)

BACTERIAL Leaf Blight. **Pseudomonas cichorii**, FL.

LEAF SPOT. **Alternaria** sp. FL.

---

## SCHRANKIA

RUST. **Ravenelia morongiae**, TX.

STEM SPOT. **Cercospora morongiae**, MS.

---

## SCILLA (Squill)

NEMATODE, Bulb. **Ditylenchus dipsaci**, VA.

ROT, Blue Mold. **Penicillium gladioli**, on imported bulbs.

ROT, Bulb. **Sclerotium rolfsii**, WA.  
SMUT, Flower. **Ustilago vaillantii**, MA, WA.  
VIRUS. **Ornithogalum Mosaic**, NY.

---

## SCINDAPSUS

► Pothos.

---

## SEA-GRAPE, DOVE-PLUM (*Coccoloba*)

SPOT, Tar. **Phyllachora simplex**, FL.

---

## SEA-KALE (*Crambe*)

LEAF SPOT, Black. **Alternaria oleracea**, VA.  
ROT, Root; Damping-off. **Aphanomyces raphani**, WI.  
VIRUS. **Beet Western Yellows Virus**, CA.  
WILT, Yellows. **Fusarium oxysporum** f. sp. **conglutinans**, IN.

---

## SEASHORE PASPALUM (*Paspalum*)

NEMATODE. **Helicotylenchus** sp., FL.  
ROT, Root/Stolon. **Gaeumannomyces graminis** var. **graminis**. FL.

---

## SEDUM (*Stonecrop*)

BLIGHT, Southern. **Sclerotium rolfsii**, KS, NJ, VA.  
LEAF SPOT. **Septoria sedi**, IL, IA, ME, NY; **Pleospora** sp., NY; **Stemphylium bolickii**, FL.  
NEMATODE, Root Knot. **Meloidogyne** sp.  
POWDERY MILDEW. **Erysiphe sedi**, NY.  
ROT, Stem. **Colletotrichum** sp. (*Vermicularia beneficiens*), NY, VA; **Phytophthora** sp., NY; **Rhizoctonia solani**, IL, NJ.  
RUST. **Puccinia rydbergii** (III), UT; **P. umbilici** (III), CO, WY.  
VIRUS. **Tomato Spotted Wilt**, PA.  
WILT. **Fusarium oxysporum** f. sp. **sedi**, CA.

## SEMPERVIVUM (Houseleek)

ROT, Leaf and Stem. *Phytophthora parasitica*, NY.

ROT, Root. *Pythium* sp., IA.

RUST. *Endophyllum sempervivi* (III), MA, NJ, NY.

## SENECIO (Groundsel)

BACTERIAL, MLO. **California Aster Yellows.**

GALL, Leaf. *Synchytrium aureum*, WI.

LEAF SPOT. *Cercospora senecionicola*, WI; *C. senecionis*, TX; *Gloeosporium senecionis*, CA; *Phyllosticta garrettii*, OR, UT, WY; *Ramularia filaris*, CO, MT; *R. pruinosa*, CO, WY; *R. senecionis*, CA, CO; *Septoria cacaliae*, AL, IN, TX; *S. senecionis*, CA.

NEMATODE, Leaf. *Aphelenchoides ritzemabosi*.

POWDERY MILDEW. *Golovinomyces cichoracearum*, ID, MN, NE, VA, WA; *Sphaerotheca macularis*, CO, MT, UT, WY.

ROT, Root. *Phymatotrichum omnivorum*, TX; *Rhizoctonia solani*, IL, NJ.

ROT, Stem. *Phytophthora* sp., NJ; *Sclerotinia sclerotiorum*, LA.

RUST. *Coleosporium occidentale* (II, III), CA, CO, ID, MT, OR, WA, WY; 0, I unknown; *C. senecionis* (II, III), CO, RI; *Puccinia angustata* var. *eriophori* (0, I), CT, IA, MN, NH, UT, VT; II, III on *Eriophorum* and *Scirpus*; *P. expansa*, CA, UT, WA, WY; *P. lagenophorae*, CA; *P. recedens*, CO, CT to NC, IA, TN, ND to OR, WA, WY; *P. dioicae* (0, I), NE, NM, TX; II, III on *Carex*; *P. stipae* (0, I), CO, NE, WY; II, III on *Stipa*; *P. subcircinata* (0, I, III), ID, NE, NV, NM, ND, UT, WA; *Baeodromus californicus* (III), CA.

SMUT, White. *Entyloma compositarum*, KS, MD, NE, PA, TX, WI.

VIRUS. **Tomato Spotted Wilt.**

WHITE RUST. *Albugo tragopogonis*, CA, CO, IN, MO, MT, NE, UT, WA.

WILT. *Fusarium* sp., NJ; *Verticillium albo-atrum*, WA.

## SEQUOIA (Redwood and Giant Sequoia)

BLIGHT, Needle. *Chloroscypha chloromela*; *Cercospora sequoiae*, MD, PA; *Mycosphaerella sequoiae*; *Pestalotia funerea*, TX; *Phytophthora citrophthora*, also branch dieback, CA.

BLIGHT, Seedling. **Botrytis douglasii**, CA, OH, PA.

BLIGHT, Twig. **Phomopsis juniperovora**; **Botrytis cinerea**.

BURLS, Gall, on trunk. Cause unknown.

CANKER. **Botryosphaeria dothidea**, VA. [Redwood, Dawn] [U.S. Nat'l Arboretum, Washington, DC]; **B. dothidea** (= **B. ribis**), CA; **Phytophthora ramorum** (branch and leaf discolor), CA.

CANKER, Bark. **Dermatea livida**.

NEMATODE. **Meloidogyne hapla**, **M. incognita**, **M. javanica**, **Pratylenchus penetrans**, **P. vulnus**, **Xiphinema bakeri**, CA.

ROT, Charcoal. **Macrophomina phaseoli**.

ROT, Root. **Armillaria mellea**; **Phymatotrichum omnivorum**, TX.

ROT, Trunk; Heart. **Fomes annosus**; **Ganoderma sequoiae**; **Poria sequoiae**; **P. albipellucida**.

ROT, Wood. **Hymenochaete tabacina**; **Lenzites saepiaria**; **Merulius hexagonoides**; **Polyporus** spp.; **Schizophyllum commune**; **Stereum** spp.; **Trametes** spp.

---

### **SERIOCARPUS (White-Topped Aster)**

RUST. **Coleosporium asterum** (II, III), CT; **Puccinia dioicae** (0, I), IN, NC, TN.

---

### **SESAME (Sesamum)**

BACTERIAL Leaf Spot. **Pseudomonas sesami**, KS, TX.

BACTERIAL Wilt. **Pseudomonas solanacearum**, AZ.

BLIGHT. **Corynespora cassiicola**, MS, Southeast.

LEAF SPOT. **Alternaria sesami**, Southeast; **Cercospora sesami**, FL, GA, SC; **Cylindrocladium sesami**, FL, SC; **Helminthosporium sesami**, TX.

ROT, Charcoal. **Macrophomina phaseoli**, CA, TX.

WILT. **Verticillium albo-atrum**, NM.

---

### **SESUVIUM**

NEMATODE, Root Knot. **Meloidogyne** sp., AL, FL.

ROT, Root. **Phymatotrichum omnivorum**, TX.

RUST. **Puccinia aristidae** (0, I), TX; II, III on grasses.

WHITE RUST. **Albugo trianthemi**, TX.

---

### **SHALLOT (*Allium ascalonicum*; *A. porrum*, Leek)**

BACTERIAL Blight. **Pseudomonas syringae** pv. **porri**, CA.

BACTERIAL, MLO. **Aster Yellows**, LA.

BLIGHT, Southern. **Sclerotium rolfsii**, LA.

BLOTCH, Purple. **Alternaria porri**, CA, LA, TX.

DOWNY MILDEW. **Peronospora destructor**, LA.

NEMATODE, Root Knot. **Meloidogyne** sp., TX.

ROT, Bulb and Basal, **Fusarium culmorum**, CA.

ROT, Neck; Gray Mold, **Botrytis allii**, LA; Smudge, **Colletotrichum circinans**, IL, LA, WI.

ROT, Pink Root. **Pyrenochaeta terrestris**, CO, LA, TX; **Fusarium solani**, TX.

ROT, White. **Sclerotium cepivorum**, LA, VA.

SMUT. **Urocystis cepulae**, MA.

VIRUS. **Mosaic**, unidentified; **Tomato Spotted Wilt**, GA.

Pink root and white rot are prevalent in Louisiana. Losses from white rot are heavy if plants are set late; September setting may give a good crop.

---

### **SHASTA DAISY (*Leucanthemum x Superbum*)**

BACTERIAL Fasciation. **Clavibacter fascians**, CA.

LEAF BLOTCH. **Septoria leucanthemi**, CA, OR.

LEAF SPOT. **Cercospora chrysanthemi**, OK.

NEMATODE, Root Knot. **Meloidogyne** spp., AL, FL, MS.

ROT, Root. **Pythium** sp., NJ.

ROT, Stem. **Rhizoctonia solani**, MD; **Sclerotinia sclerotiorum**, MT, WA; **Fusarium roseum** and **F. solani**, TX.

---

### **SHEPHERD'S PURSE (*Capsella*)**

BACTERIAL, Yellows. **Spiroplasma citri**, IL.

---

### **SHINING WILLOW (*Salix lucida*)**

LEAF SPOT. *Septoria musiva*, Quebec, Canada.

---

---

### **SHORTIA (Oconee-bells)**

LEAF SPOT. *Pezizella oenotherae*, NC, SC.

---

---

### **SIDA**

BLIGHT, Southern. *Sclerotium rolfsii*, FL.

CANKER, Stem. *Diaporthe phaseolorum* var. *caulivora*, LA.

LEAF SPOT. *Cercospora sidicola*; *Colletotrichum malvarum*, KS, TX, UT; *Phyllosticta spinosa*, KS, TX; *Ramularia sidarum*, FL; *Sclerotinia minor* (bleached leaf and stem lesions), NC.

NEMATODE, Root Knot. *Meloidogyne* spp., AL, FL, MS.

ROT, Root. *Phymatotrichum omnivorum*, TX.

RUST. *Puccinia heterospora*, FL to TX, IN, MO; *P. lobata*, AZ, CA, NM, TX, UT; *P. schedonnardi*, NM.

VIRUS. *Abutilon Mosaic*, FL.

---

---

### **SILENE (Catchfly, Cushion-Pink, Campion)**

BROOMRAPE. *Orobanche ramosa*, TX.

DAMPING-OFF. *Rhizoctonia solani*, IL.

DOWNY MILDEW. *Peronospora silenes*, IL, KS, NE, TX, WI.

LEAF SPOT. *Ascochyta silenes*, MT, OK, WI; *Marssonina delastrei*, WI; *Phyllosticta nebulosa*, MT, NY, WI; *Septoria dimera*, NE, WI; *S. silenes*.

RUST. *Uromyces silenes* (0, I, II, III), CA, IA, KS, MT, PA, WA; *U. suksdorfii*, CA, ID, NM, UT, WA; *Puccinia aristidae* (0, I), AZ, TX.

SMUT, Flower. *Sorosporium saponariae*, CO, NV, UT; *Ustilago violacea*, anther smut, CA, MT, NH, TX, VA, WA, WY.

---

---

### **SILK-TASSEL BUSH (*Garrya*)**

BLACK MILDEW. *Lembosia lucens*, CA.

LEAF SPOT. *Cercospora garryae*, CA, TX; *Dothichiza garryae*, CA;  
*Phyllosticta garryae*, CA, TX.

ROT, Root. *Phymatotrichum omnivorum*, TX.

---

### **SILPHIUM (Compass Plant, Indian-Cup)**

BACTERIAL Leaf Spot. *Pseudomonas syringae* pv. *tagetis*, WI.

DOWNY MILDEW. *Plasmopara halstedii*, IL, IA, WI to AR, KS, MN.

LEAF SPOT. *Ascochyta compositarum*, WI; *Cercospora silphii*, AL, IL,  
 KS, TX, WV, WI; *Colletotrichum silphii*, WI; *Septoria alba*, IL, KS.

POWDERY MILDEW. *Golovinomyces cichoracearum*, CT, MD.

ROT, Root. *Phymatotrichum omnivorum*, TX; *Rhizoctonia solani*, ME.

RUST. *Puccinia silphii* (III), NC to AL, TX, ND; *Coleosporium terebinthinaceae* (II, III), PA to FL, TX, KS; 0, I on pines; *Uromyces silphii* (0, I), OH to MO, KS and WI; II, III on *Juncus*.

SMUT, White. *Entyloma compositarum*, TX, WI.

---

### **SKIMMIA**

VIRUS. **Tobacco Ring Spot**, NY.

---

### **SKULLCAP (*Scutellaria*)**

LEAF SPOT. *Cercospora scutellariae*, IL, MS, MO, TX; *Phyllosticta decidualis*, TX, WI; *Septoria scutellariae*, ME to IA, CA, CO, MS, OK.

POWDERY MILDEW. *Erysiphe galeopsidis*, IL, IN, IA, KS, MI, NY, OH, WI; *Microsphaera* sp., IL.

ROT, Root. *Phymatotrichum omnivorum*, TX; *Rhizoctonia solani*, TX.

ROT, Stem. *Botrytis cinerea*, WA.

VIRUS. **Alternanthera Mosaic**, FL, MD, PA.

---

### **SKUNK-CABBAGE (*Symplocarpus*)**

BLIGHT, Leaf. *Botrytis streptothrix*, CT, IL, NJ, NY.

LEAF SPOT. *Cercospora symplocarpi*, MA to VA, IN, WI; *Septoria spiculosa*, MD, NY, PA, WI.

---

### **SKUNK VINE (*Paederia foetide*)**

LEAF SPOT. *Pseudocercospora paederiae*, FL.

---

### **SLENDERFLOWER THISTLE (*Carduus*)**

RUST. *Puccinia carduorum*, CA.

---

### **SMALL FLOWER GALINSOGA (*Galinsoga parviflora*)**

ROT, Stem. *Whetzelinia sclerotiorum*, MD.

---

### **SMELOWSKIA**

RUST. *Puccinia aberrans* (0, III), CO, MT, NE, UT, WA; *P. holboellii*, NV;  
*P. monoica*, CO, WY.

---

### **SMILAX (Greenbrier Cat-Brier)**

For Florists' Smilax, ► [Asparagus](#).

CANKER, Felt Fungus. *Septobasidium pseudopedicellatum*, FL.

GALL. *Synchytrium smilacis*.

LEAF SPOT. *Ascochyta confusa*, NY, WI; *Cercospora smilacina*, CT to FL, TX; *C. smilacis*, MA to FL, TX, and MN; *Colletotrichum smilacis*, IL; *Cylindrosporium smilacis*, AL; *Dothiorella smilacina*, MA to LA, TX; *Mycosphaerella smilacicola*, GA, SC; *Pestalotia clavata*, NY to AL, LA; *Phyllosticta subeffusa*, IL, KS, WV; *Ramularia subrufa*, IA, MS, NE, WI; *Septogloeum subnudum*, IL, WI; *Septoria smilacis*, WV; *Sphaeropsis cruenta*, IA; *Stagonospora smilacis*, CT to MD, ND, TX.

NEMATODE, Burrowing. *Radopholus similis*, FL.

POWDERY MILDEW. *Phyllactinia corylea*, MI.

ROT, Root. *Helicobasidium purpureum*, TX.

RUST. *Puccinia amphigena* (0, I), KS, MI, NE, ND; II, III on *Calamovilfa*;  
*P. arundinariae* (0, I), NC, SC; *P. macrospora* (0, I), DE, NJ, NY; II, III on *Carex*; *P. smilacis* (II, III), MA to FL, TX, and NE; 0, I on *Apocynum*.



---

## SMITHANTHA

VIRUS. Tobacco Mosaic, CA, CT, DC, FL, OH, WA.

---

## SMITHIANA

VIRUS. *Smithiana Potexvirus*.

---

## SMOKE-TREE (*Cotinus*)

LEAF SPOT. *Cercospora rhoina*, AL; *Pezizella oenotherae*, MD; *Septoria rhoina*, CT, MA, NY, VA; *Gloeosporium* sp., IL.

ROT, Root. *Phymatotrichum omnivorum*, TX.

RUST. *Pileolaria cotini-coggyriae*, GA, RI.

WILT. *Verticillium albo-atrum*, CT, IL, NE, NJ, NY.

---

## SMOKE-TREE (*Dalea*)

LEAF SPOT. *Cercospora daleae*, KS.

MISTLETOE. *Phoradendron californicum*, CA to TX.

ROT, Root. *Phymatotrichum omnivorum*, TX.

RUST. *Pileolaria cotini-coggyriae*, AR.

RUST. *Puccinia andropogonis* (0, I), SD to KS; II, III on *Andropogon*;  
*P. paroselae* (II, III), CA.

---

## SNAKEWEED (*Polygonum*)

NEMATODE, Foliar. *Aphelenchoides fragariae*, SC.

ROT, Root. *Pythium helicoides*, FL.

---

## SNAPDRAGON (*Antirrhinum*)

ANTHRACNOSE. *Colletotrichum antirrhini*, general in eastern and southern states to CO and TX.

BACTERIAL Crown Gall. *Agrobacterium tumefaciens*, NY.

BLIGHT, Gray Mold. *Botrytis cinerea*, cosmopolitan in greenhouses.

BLIGHT, Southern; Stem Rot. **Sclerotium rolfsii**, CA, FL, MS, NJ, NY, TX.

CANKER, Stem and Crown. **Myrothecium roridum**, IL.

DAMPING-OFF; Root Rot. **Pythium** spp., cosmopolitan; **Rhizoctonia solani**, also collar rot.

DODDER. **Cuscuta** sp., WA.

DOWNY MILDEW. **Peronospora antirrhini**, CA, NY, OK, OR, PA.

LEAF SPOT. **Cercospora antirrhini**, FL, IL.

LEAF SPOT; Stem Rot; Canker. **Phyllosticta antirrhini**, general in eastern and North central states also TX and WA.

NEMATODE, Lesion. **Pratylenchus pratensis**.

NEMATODE, Root Knot. **Meloidogyne** spp., general in South and in northern greenhouses; **M. javanica**, MD.

NEMATODE, Pin. **Paratylenchus penetrans**, CA.

NONPARASITIC. **Fasciation**. Probably genetic.

**Tip Blight**. Cause unknown CA, MD, OK, VA; injury from peach aphid.

PETAL SPOT. **Bipolaris** (*Helminthosporium*) **setariae**, FL.

POWDERY MILDEW. **Oidium** sp., MA, NY, PA.

ROT, Charcoal. **Macrophomina phaseoli**, OK.

ROT, Root. **Phymatotrichum omnivorum**, TX; **Thielaviopsis basicola**, CT, NJ.

ROT, Stem; Wilt. **Fusarium** sp., perhaps secondary; CT, FL, GA, OK, TN, WA; **Phytophthora cactorum**, CA, IL, MN, NJ, NY; **P. cryptogea**, CA, OK; **P. parasitica**, GA; **Sclerotinia sclerotiorum**, CA, IN, MI, PA, TX; **S. minor**, CT.

RUST. **Puccinia antirrhini** (II, III), general; 0, I unknown.

VIRUS. **Cucumber Mosaic**, **Mosaic**, unidentified, KS, NY, OH, PA; **Ring Spot**, unidentified, OK; **Impatiens Necrotic Spot**, NC.

WILT. **Verticillium albo-atrum**, CA, CT, ME, MA, MN, NY, NJ, PA.

Rust is the most generally important disease and can be prevented, to some extent, by purchasing rust-resistant seed, but not all such seed is resistant to all strains of rust.

---

## **SNOWBERRY** (*Symphoricarpos*)

ANTHRACNOSE; Black Berry Rot; Twig Canker. **Glomerella cingulata**, widespread, MA to VA, IL and WI.

BACTERIAL Crown Gall. **Agrobacterium tumefaciens**, MD.

BACTERIAL Hairy Root. *Agrobacterium rhizogenes*, IA.

LEAF SPOT. *Ascochyta symphoricarphophila*, NY; *Cercospora symphoricarpi*, MT, SD; *Phyllosticta symphoricarpi*, NM, NY, WA; *Lasiobotrys symphoricarpi*, black spot, CO, UT, WY; *Septoria oedospora*, CO; *S. signalensis*, WY; *S. symphoricarpi*, ND to CO, CA and WA.

POWDERY MILDEW. *Microsphaera diffusa*, general; *Podosphaera oxycantha*, WA.

ROT, Berry. *Alternaria* sp., CO, CT, MA, NY; *Botrytis cinerea*, CT, MA, NY.

ROT, Collar. *Fomes ribis*, KS, MT.

ROT, Root. *Helicobasidium purpureum*, TX.

RUST. *Puccinia crandallii* (0, I), CA, CO, ID, MT, ND, UT, WA, WY; II, III on grasses; *P. symphoricarpi* (III), MT to CA, AK.

SPOT ANTHRACNOSE; Scab. *Sphaceloma symphoricarpi*, ME to VA, AR, CA, CO, OR, WA, WI.

Anthracnose and spot anthracnose, scab, commonly disfigure berries.

---

### SNOWDROP (*Galanthus*)

BLIGHT, Botrytis. *Botrytis galanthina* on imported bulbs.

---

### SNOW-ON-THE-MOUNTAIN (*Euphorbia marginata*)

BLIGHT, Gray Mold. *Botrytis cinerea*, NJ.

LEAF SPOT. *Alternaria* sp., KS, TX; *Cercospora euphorbiicola*, NE; *C. pulcherrimae*, OK; *Phyllosticta* sp., NJ.

POWDERY MILDEW. *Microsphaera euphorbiae*, IN, IA, KS, MO.

ROT, Root. *Phymatotrichum omnivorum*, TX.

RUST. *Puccinia panici* (0, I), MS to TX, CO, SD; *Uromyces euphorbiae*, IA, SD to TX, CO.

---

### SOAPBERRY, SOUTHERN (*Sapindus saponaria*)

BLIGHT, Thread. *Pellicularia koleroga*, FL.

LEAF SPOT; Dieback. *Glomerella cingulata*, FL; *Phyllosticta sapindii*, FL.

---

**SOAPBERRY, WESTERN (*Sapindus drummondii*)**

BLIGHT, Leaf. *Cylindrosporium griseum*, OK, TX.

LEAF SPOT; Dieback. *Glomerella cingulata*, TX; *Mycosphaerella sapindii*, MO.

MISTLETOE. *Phoradendron serotinum (flavescens)*, AZ, NM, TX.

POWDERY MILDEW. *Uncinula circinata*, TX.

ROT, Root. *Helicobasidium purpureum*, TX.

VIRUS. **Mosaic**, TX.

This is one of the few plants reported resistant to Texas root rot.

---

**SOAPWORT (*Saponaria*)**

LEAF SPOT. *Alternaria saponariae*, also stem spot, CT to MD, IN, MN; *Cylindrosporium officinale*, IN; *Phyllosticta tenerrima*, NJ, TX; *Sep-toria noctiflorae*, IL.

ROT, Root. *Phymatotrichum omnivorum*, TX.

RUST. *Puccinia aristidae* (0, I), CO.

---

**SOCIETY GARLIC (*Tulbaghia*)**

NEMATODE, Root Knot. *Meloidogyne incognita*, FL.

---

**SOLOMONS-SEAL (*Polygonatum*)**

LEAF SPOT. *Colletotrichum liliacearum*, secondary, cosmopolitan; *Sphaeropsis cruenta*, CT, IN, IA, NY, OH, VA, WI.

ROT, Rhizome. *Stromatinia smilacinae*, NY.

RUST. *Puccinia sessilis* (0 I), AL, CT, ID, IA, MN, NY, OH, PA, WI, WY; II, III on *Phalaris*; *Uromyces acuminatus* var. *magnatus* (0, I), IL, IA, MN, NE, ND, SD; II, III on *Spartina*.

SMUT, Leaf. *Urocystis colchici*, IA.

VIRUS. **Mosaic**. Unidentified, ME.

---

## FALSE SOLOMONS SEAL (*Maianthemum racemosum*)

LEAF SPOT. *Cercospora idahoensis*, ID; *Cylindrosporium smilacinae*, CA, CO, OR, UT; *Heterosporium asperatum*, WY; *Phloeospora vagnerae*, MT; *Ramularia smilacinae*, MT, WY, WA; *Septoria smilacinae*, general; *Sphaeropsis cruenta*, CA, NM; *Phytophthora ramorum*, CA.

ROT, Rhizome. *Stromatinia smilacinae*, NY.

RUST. *Puccinia sessilis*, CA, ID, IA, KS, ND, SD, MT, NE, NY, OK, PA, WA; *Uromyces acuminatus* var. *magnatus*, CO, IL, MN, MT, NE, ND, SD, WI; II, III on *Spartina*.

SMUT, Leaf. *Urocystis colchici*, MT.

---

## SONCHUS

ROT. *Macrophomina phaseolina*, AZ.

VIRUS. Sowthistle Yellow Vein.

---

## SOPHORA (Pagoda Tree, Silky Sophora, Mescalbean)

BLIGHT, Twig. *Nectria cinnabarina*, CT, NY.

CANKER. *Fusarium lateritium*, NJ.

DAMPING-OFF. *Rhizoctonia solani*, CT.

DIEBACK. *Diplodia sophorae*, OH.

LEAF SPOT. *Phyllosticta sophorae*, OK, TX.

MISTLETOE. *Phoradendron serotinum* (*flavescens*), TX.

NEMATODE, Root Knot. *Meloidogyne* sp., MD.

POWDERY MILDEW. *Microsphaera alni*, CT.

ROT, Root. *Phymatotrichum omnivorum*, TX.

RUST. *Uromyces hyalinus* (0, I, II, III), SD to TX, AZ, WY.

VIRUS. Brooming Disease. Unidentified.

---

## SOWTHISTLE, ANNUAL (*Sonchos oleraceus*)

RUST. *Miyagia pseudosphaeria*, CA.

## SOYBEAN (*Glycine max*)

- ANTHRACNOSE. **Glomerella glycines**, IA, MI, NC to FL, NE, TX; **Colletotrichum truncatum**; **C. coccodes**, IL.
- BACTERIAL Blight. **Pseudomonas syringae** pv. **glycinea**, East and South to MN, TX.
- BACTERIAL, MLO. Bud Proliferation, LA.
- BACTERIAL Leaf Crinkle. Unidentified, Midwest.
- BACTERIAL Pustule; Pustular Spot. **Xanthomonas glycines** (**phaseoli** var. **sojense**), general.
- BACTERIAL Tan Spot. **Clavibacter flaccumfaciens**, IA.
- BACTERIAL Wildfire. **Pseudomonas tabaci**, MD to AL, LA, NE.
- BACTERIAL Wilt. **Pseudomonas solanacearum**, NC.
- BLIGHT, Aerial. **Rhizoctonia solani**, LA.
- BLIGHT, Ashy Stem; Charcoal Rot. **Macrophomina phaseoli**, NJ to SC, NE, OH, TX, WA, WI.
- BLIGHT, Gray Mold; Leaf Spot. **Botrytis cinerea**, CT, OH.
- BLIGHT, Leaf. **Choanephora infundibulifera**, LA.
- BLIGHT, Pod and Stem. **Diaporthe sojae**, NY, MI, to GA, KS, LA.
- BLIGHT. **Sclerotinia minor**, **S. sclerotiorum**, VA.
- BLIGHT, Southern. **Sclerotium rolfsii**, VA to FL, IA, KS, TX.
- CANKER, Stem. **Diaporthe phaseolorum** vars. **batatatis**, **meridionalis**, and **caulivora**, AR, FL, IL, IN, KY, LA, MD, OH, SC, TX, WI; **Phyllosticta sojicola**, AR, MD, stem and pod canker.
- DAMPING-OFF; Root Rot. **Pythium** spp., IL, IA, MN, MO, NC, ND; **P. aphanidermatum**; **P. torulosum**, IA; **Phytophthora megasperma** f. sp. **glycinea**, VA.
- DECAY, Root, Stem. **Mycoleptodiscus terrestris**, WI.
- DOWNY MILDEW. **Peronospora manshurica**, East and South to LA, IA.
- LEAF SPOT. **Alternaria** sp., widespread, secondary; **Cercospora canescens**, also on pods, stems, AL, IL, MD, MS, NC, TX, WV; **C. kikuchii**, also purple stain of seed, IN, MD, NC, VA; **C. sojina**, frog-eye spot, MI to FL, IA, NY, OK, WI; **Corynespora cassiicola** (*Helminthosporium vignicola*), target spot, AL, AR, FL, GA, LA, MN, MS, NC, SC; **Helminthosporium vignae**, zonate leaf spot, NC; **Mycosphaerella cruenta**, GA, MS; **Myrothecium roridum**, secondary, LA; **Phyllosticta glycinea**, IL, MD, MO, NC, VA; **Pleosphaerulina sojicola**, ME, NJ, NY, WI.

- LEAF AND STEM DISEASE. **Cercospora zebrina** (clover isolate), NC.
- LEAF SPOT, Brown Spot. **Septoria glycines**, AR, DE, IN, IA, MD, NC, WI.
- MOLD, White. **Sclerotinia sclerotiorum**, ME.
- NEMATODE, Cyst. **Heterodera glycines**, soybean cyst, AR, IA, KS, KY, LA, MI, MN, MO, NE, NC, ND, OH, SD, TN, TX; **H. gottingiana**, pea cyst; **H. trifolii**, clover cyst; **Cactodera estonica**, WI.
- NEMATODE, Dagger. **Longidorus** sp.
- NEMATODE, Lesion. **Pratylenchus safaenis**, GA.
- NEMATODE, Root Knot. **Meloidogyne hapla**; **M. javanica**.
- NEMATODE, Spiral. **Helicotylenchus erythrinae**; **H. nannus**.
- NEMATODE, Stem. **Ditylenchus dipsaci**, NY.
- NEMATODE, Sting. **Belonolaimus gracilis**; **B. longicaudatus**.
- NONPARASITIC. **Baldhead**. Mechanical injury.
- Chlorosis**. Interveinal. Manganese deficiency, AL, NC, TN.
- Yellowing**. Potassium deficiency, iron deficiency.
- POWDERY MILDEW. **Erysiphe polygoni**, DE, IA, NC, SC; **Microsphaera diffusa**, DE, MN, NC.
- ROT, Charcoal. **Macrophomina phaseolina**, IA, MN, ND.
- ROT, Red Crown. **Cylindrocladium crotalariae**, Teleomorph, **Calonectria crotalariae**, MS.
- ROT, Root. **Corynespora cassiicola**, WI; **Phymatotrichum omnivorum**, TX; **Pythium aphanidermatum**, AZ; **P. dissotocum**, AZ; **Stachybotrys chartarum**, IL.
- ROT, Root and Stem. **Phytophthora megasperma** f. sp. **glycinea**, DE, Northeast, MN, SD; **P. sojae**, AR, IL, MN, ND.
- ROT, Seed. **Fusarium scirpi**, NE; **F. graminearum**, IL; **Nematospora coryli**, NC, OK, SC, VA; **Aspergillus** spp; **Phomopsis sojae**, NY.
- ROT, Stem. **Cephalosporium gregatum**, brown stem, IL, IN, IA, KY, MN, MO, NC, OH, VA; **Pellicularia filamentosa**, also root rot, canker, general; **Sclerotinia sclerotiorum**, AZ, IA, MD, NY, VA; **Phytophthora megasperma** var. **sojae**; **Neocosmospora vasinfecta**, AL.
- RUST. **Phakopsora pachyrhizi**, AL, AR, FL, GA, HI, IL, IN, KY, LA, MD, MS, MO, NC, SC, TN, TX; **P. packopsora**, VA, Mexico.
- SUDDEN DEATH SYNDROME. **Fusarium solani** f. sp. **glycines**, AR, DE, IA, KY, MN, MO, NE, OH, PA; **Phoma** sp.; **Epicoccum** sp.; **Alternaria** sp., **Trichoderma** sp., MO.

VIRUS. **Soybean Mosaic**; **Tobacco Ring Spot**, causing bud blight, mid-western U.S.; **Beet Curly Top**; **Bean Pod Mottle**, NE; **Soybean Yellow Mosaic**, Midwest; **Cowpea Mosaic**, IL; **Tobacco Streak**, OK; **Soybean Dwarf**, CA; **Tobacco Mosaic**; **Pepper Golden Mosaic**, Mexico; **Soybean Dwarf**, WI; **Bean Pod Mottle**, AL, Ontario, Canada; **Tomato Spotted Wilt**, *Tospovirus*, GA; **Rhynchosia Golden Mosaic**, Mexico; **Iris Yellow Bunyaviridae**, FL, GA.

WILT. ***Fusarium oxysporum* f. sp. *tracheiphilum***, PA to FL, NE, TX; also CA.

Edible soybeans are well-suited to home garden culture and usually produce a good crop without control measures beyond dusting seed with a protectant before planting. Commercial growers find a number of diseases of economic importance; bacterial pustule, the various blights, leaf spots, downy mildew, wildfire, virus diseases. Some areas are now under quarantine for the soybean cyst nematode.

---

### SPANISH MOSS (*Tillandsia*)

BLIGHT, Stem and Leaf. ***Fusarium solani***. Southeast, U.S.

---

### SPARAXIS (*Wandflower*)

VIRUS. **Iris Mosaic**, CA, OR.

---

### SPATHIPHYLLUM

LEAF SPOT. ***Myrothecium roridum***, FL.

---

### SPECULARIA (*Venus Looking-Glass*)

DODDER. ***Cuscuta* sp.**, TX.

GALL, Leaf. ***Synchytrium* sp.**, TX.

LEAF SPOT. ***Cercospora speculariae***, LA; ***Septoria speculariae***, KS, PA to AL, TX, WI.

ROT, Root. ***Phymatotrichum omnivorum***, TX.

RUST. ***Coleosporium campanulae*** (II, III), NC, PA.

SMUT, Seed. ***Ustilago speculariae***, OK.



---

## SPHACELE (*Pitcher-Sage*)

RUST. *Uredo sphacelicola* (II), CA.

---

## SPICE-BUSH (*Lindera*)

CANKER. *Botryosphaeria ribis* var. *chromogena*, MD.

LEAF SPOT. *Phyllosticta linderae*, DE, IN, WV; *P. lindericola*, WV.

MISTLETOE. *Phoradendron serotinum* (*flavescens*), eastern states.

ROT, Root. *Phymatotrichum omnivorum*, TX.

---

## SPIDER-LILY (*Hymenocallis*)

LEAF BLOTCH; Red Spot. *Stagonospora curtisii*, CA, TX.

LEAF SPOT. *Cercospora amaryllidis*, TX; *C. pancratii*, FL, LA, TX;

*Gloeosporium hemerocallidis*, TX.

NEMATODE, Spiral. *Rotylenchus blaberus*.

VIRUS. *Mosaic*. Unidentified, CA.

---

## SPIDERLING, WINE-FLOWER (*Boerhaavia*)

BACTERIAL Leaf Spot. *Xanthomonas campestris*, TX.

LEAF SPOT. *Ascochyta boerhaaviae*, TX; *Cercospora boerhaaviae*, TX.

NEMATODE, Root Knot. *Meloidogyne* spp.

ROT, Root. *Phymatotrichum omnivorum*, TX.

WHITE RUST. *Albugo platensis*, AZ, FL, NM, TX.

---

## SPINACH (*Spinacea*)

ANTHRACNOSE. *Colletotrichum spinaciae*, CT, LA, MS, NJ, NY, TX, VA; *C. spinacicola* (*Gloeosporium spinaciae*); *C. dematium*, CA.

BACTERIAL Leaf Spot. *Pseudomonas syringae* pv. *syringae*, CA.

BACTERIAL, MLO. *Aster* Yellows.

BACTERIAL Soft Rot. *Erwinia carotovora*, general in transit, market.

BLIGHT, Phytophthora. *Phytophthora capsici*, IL.

DAMPING-OFF; Root Rot. *Rhizoctonia solani*, general; *Pythium* spp., pre-emergence seed decay.

- DOWNY MILDEW. *Peronospora effusa*, general; *P. farinosa* f. sp. *spinaciae*, FL.
- LEAF SPOT. *Cercospora beticola*, CA, GA, IL, IA, MA, NY, TX; *Phyllosticta chenopodii*, DE, NJ, NY, VA; *Stagonospora spinaciae*, SD; *Alternaria spinaciae*, MA; *Stemphylium botryosum*, AZ, CA, DE, MD; *Cladosporium variabile*, WA.
- MOLD, Leaf. *Cladosporium macrocarpum*, secondary, DE, OK, PA, TX; *Heterosporium variabile*, pinhead "rust," general.
- MOLD, Seed. *Pleospora herbarum* (*Stemphylium botryosum*); *Alternaria* sp., and secondary leaf spot; *Curvularia inaequalis*.
- NEMATODE. Clover Cyst. *Heterodera trifolii*.
- NEMATODE, Root Knot. *Meloidogyne* spp.
- NONPARASITIC. **Yellows**. Nutrient deficiency.
- ROT, Root. *Aphanomyces cladogamus*, NJ, VA; *Phymatotrichum omnivorum*, TX; *Pyrenochaeta terrestris*, IA; *Olpidium brassicae*.
- ROT, Root, Crown; Wilt. *Fusarium solani*; *F. oxysporum* f. sp. *spinaciae*, general; *Phytophthora* sp., AZ, IN, NJ, NY; *P. megasperma*, CA, NC; *Sclerotinia sclerotiorum*, GA, NY.
- RUST. *Puccinia aristidae* (0, I), AZ, CA, CO, OR, WA; II, III on grasses.
- SMUT, Leaf. *Entyloma ellisii*, NJ, WA.
- VIRUS. **Cucumber Mosaic** (Spinach Blight); **Spinach Yellow Dwarf**; **Beet Curly Top**; **Beet Ring Mottle**; **Beet Pseudo-Yellows**; **Tomato Spotted Wilt**; **Lettuce Mosaic**, NY; **Lettuce Speckles Mottle**, CA; **Spinach Latent**; **Potato Leaf Roll**, Pacific Northwest.
- WHITE RUST. *Albugo occidentalis*, AR, OK, TX.
- WILT. *Verticillium* sp., NY.
- Downy mildew is the outstanding spinach disease, with all varieties susceptible in some degree because of physiologic races, although Dixie Market, Savoy Supreme, and others are considered resistant. To reduce blight, use virus-tolerant varieties.

---

## **SPIRAEA (Native Hardhack, Meadowsweet)**

- BLIGHT, Seedling; Stem Girdle. *Thelephora terrestris*, ID.
- CANKER. *Cryptodiaporthe macounii*, NY.
- LEAF SPOT. *Cercospora rubigo*, CA, KS, OR, WI; *Cylindrosporium* spp., ID, NY; *Phloeospora salicifoliae*, NY to KS, TX, WA.

POWDERY MILDEW. *Podosphaera oxycanthae*, widespread; *Sphaerotheca macularis*, CT, MI, NY, PA.

---

### SPIREA, ORIENTAL FLOWERING (*Spiraea*)

BACTERIAL Fire Blight. *Erwinia amylovora*, MD, NJ, NC, VA.

BACTERIAL Hairy Root. *Agrobacterium rhizogenes*, IA.

LEAF SPOT. *Cylindrosporium filipendulae*, IA, OR, WA, WI.

NEMATODE, Root Knot. *Meloidogyne* spp., FL, MS; *M. hapla*.

POWDERY MILDEW. *Microsphaera alni*, CT; *Podosphaera oxycanthae*, widespread; *Sphaerotheca macularis*, TX.

ROT, Root. *Phymatotrichum omnivorum*, AZ, TX.

---

### SPONDIAS (Mombin)

NEMATODE, Root Knot. *Meloidogyne* sp., FL.

SPOT ANTHRACNOSE; Mombin Scab. *Sphaceloma spondiadis*, FL.

---

### SPRUCE (*Picea*)

BLIGHT, Brown Felt. *Herpotrichia nigra*, MT, Northern Rocky Mts., Pacific Northwest; *Neopeckia coulteri*.

BLIGHT, Needle. *Sirula macrospora*, ND; *Stigmina lautii*, NC.

BLIGHT, Seedling Smother. *Thelephora terrestris*, ID, MN, OH; seedling, *Rosellinia herpotrichioides*, WA.

BLIGHT, Shoot. *Sirococcus strobilinus*, KS, NC, WI; *Phomopsis occulta*, WI.

BLIGHT, Snow. *Phacidium infestans*, New England states; *Botrytis cinerea*, NJ; *Lophophacidium hyperboreum*, MN.

BLIGHT, Twig. *Ascochyta piniperda*, ME, NC.

BROOMING. *Rhizosphaera kalkhoffii*, Central Rocky Mts.

CANKER, Bark. *Aleurodiscus amorphus*, widespread.

CANKER; Twig Blight. *Cytospora kunzei* (*Valsa kunzei* var. *piceae*), New England to NJ, IL, MN.

DAMPING-OFF. *Cylindrocladium scoparium*, MI, NJ; *Phytophthora cinnamomi*, MD, NY, VA; *P. cactorum*, NY, VA; *Pythium ultimum*,

widespread; **Rhizoctonia solani**, cosmopolitan; **Aphanomyces euteiches**; **Caloscypha fulgens**, OR, WA.

DIEBACK, Branch. **Phomopsis occulta**, MI.

MISTLETOE; Witches' Broom. **Arceuthobium campylopodium**, Rocky Mts., NM, TX; **A. pusillum**, New England, especially ME, NH, to Great Lakes states, MN, WI; **A. vaginatum**, CO.

NEEDLE CAST. **Rhizosphaera kalkhoffii**, northeastern U.S., AZ, IN, MI, MN, PA, WI.

NEEDLE CAST; Tar Spot. **Lophodermium filiforme**, AK, CO, NY; **L. piceae**, New England to Great Lakes states, Pacific Northwest; **Lophodermium septata**, OR; **Rhizosphaera kalkhoffii**, CT, NY, VA; **Bifusella crepidiformis**, MT; **Cladosporium** sp., ME.

NEMATODE. **Nacobbodera chitwoodi**, OR.

NEMATODE. **Paratylenchus projectus**; **Pratylenchus penetrans**; **Tylenchus marginatus**.

NEMATODE, Dagger. **Xiphinema americanum**, WI.

ROT, Collar. **Diplodia pinea**, NJ, NY; **Sphaeropsis ellisii**, NJ.

ROT, Heart. **Fomes annosus**, CA to WA; **F. pini**, widespread; **F. pinicola**, widespread; **F. roseus**; **F. subroseus**, wide spread; **Polyporus** spp.

ROT, Root. **Armillaria mellea**, AZ, CO, NM, OR, PA, UT, WA; **Inonotus tomentosus**; **Phymatotrichum omnivorum**, TX; **Sparassis radicata**, ID, MT, OR, WA; **Phytophthora cinnamomi**, NC; **P. dreschleri**, NC; **P. cryptogea**, NC; **Fusarium solani**, PA; **F. oxysporum**, PA; **F. avenaceum**, PA; **Cylindrocladium canadense**, Montreal, Canada.

ROT, Root, Butt. **Hyphodontia aspera**, NH.

RUST, Cone. **Chrysomyxa pirolata** (0, I), AK, CO, ME, MA, MI, MT, NH, NY, OR, PA, VT; II, III on *Moneses* and *Pyrola*.

RUST, Needle. **Chrysomyxa empetri** (0, I), ME; **C. ledi** (0, I), New England to Great Lakes; II, III on *Ledum*; **C. ledi** var. **cassandrae** (0, I), New England to Great Lakes; II, III on *Chamaedaphne*; **C. ledicola** (0, I), northern U.S. from ME to WA, AK, CO; II, III on *Ledum*; wild rosemary; **C. piperiana** (0, I), CA, OR; II, III on *Rhododendron californicum*, **C. roanensis** (0, I), NC, TN; II, III on *Rhododendron catawbiense*, **C. weirii**, TN, WV to VT, WI, SD to WA, most Canadian Provinces; **C. arctostaphyli** (0, I); III on bearberry.

RUST; Witches' Broom. **Melampsorella cerastii**, widespread.

Cytospora canker frequently kills lower branches of ornamental spruces. There is little control except to remove affected portions.

---

**SPURGE CAPER (*Euphorbia lathyris*)**

ROT, Root. *Macrophomina phaseolina*, AZ, *Rhizoctonia solani*, AZ; *Pythium aphanidermatum*, AZ.

---

**SPURGE, CYPRESS (*Euphorbia cyparissias*)**

ANTHRACNOSE. *Sphaceloma poinsettiae*, FL.

LEAF SPOT. *Cercospora euphorbiae*, TX.

ROT, Root. *Phymatotrichum omnivorum*, TX; *Rhizoctonia* sp.

RUST. *Melampsora euphorbiae* (0, I, II, III), ME to PA, IN, WI.

---

**SPURGE, FLOWERING (*Euphorbia corollata*)**

LEAF SPOT. *Cercospora euphorbiae*, KS, TX; *C. heterospora*, WI; *Phyllosticta* sp.

MOLD, Leaf. *Cercosporidium fasciculatum*, IA.

POWDERY MILDEW. *Microsphaera euphorbiae*, MD to GA, IN, WI.

ROT, Root. *Phymatotrichum omnivorum*, TX.

RUST. *Puccinia panici* (0, I), OH to AL, MN, TX; II, III on *Panicum*.

---

**SPURGE LEAFY (*Euphorbia escula*)**

LEAF SPOT; Blight. *Alternaria angustiovoidea*.

ROT, Crown and Root. *Fusarium oxysporum*; *F. solani*; *F. proliferatum*, MT.

---

**SPURGE, PAINTED (*Euphorbia heterophylla*)**

CANKER, Stem. *Diaporthe phaseolarum* var. *caulivora*, LA; pathogen of soybean stem canker.

RUST. *Uromyces euphorbiae* (0, I, II, III), IN to FL, KS, TX.

SMUT, Stem. *Tilletia euphorbiae*, LA.

VIRUS. *Euphorbia Mosaic*, FL.

**SPURGE, PROSTRATE (*Euphorbia supina*)**

CANKER, Girdling Stem; Gray Mold. **Amphobotrys ricini**, FL, LA, MD, MS, OK, TX.

**SPURGE, SPOTTED (*Euphorbia maculata*)**

NEMATODE, Root Knot. **Meloidogyne hapla**.

**SQUASH and PUMPKIN (*Cucurbita*)**

ANTHRACNOSE. **Colletotrichum lagenarium**, CT to NJ, KS, TX.

BACTERIAL, MLO. **Aster Yellows**.

BACTERIAL Soft Rot. **Erwinia carotovora** pv. **carotovora**, cosmopolitan; **E. aroideae**.

BACTERIAL Spot. **Xanthomonas cucurbitae**, CT, GA, IL, IN, MD, MA, MI, WA, WI; **Pseudomonas syringae** pv. **lachrymans**; **P. syringae** pv. **syringae**, GA.

BLIGHT, Blossom. **Choanephora cucurbitarum**, brown rot of fruit, ME to FL, MI, OK, TX.

BLIGHT, Gummy Stem; Black Rot of Fruit. **Mycosphaerella citrullina** (*M. melonis*), CT, FL, GA, MA, MI, NJ, NY.

BLIGHT, Leaf. **Alternaria cucumerina**, DE, MN, NJ, NY, NC, UT; **Phytophthora capsici**, also stem rot, fruit rot, AR, CA, IL, NM, NC.

BLIGHT, Southern. **Sclerotium rolfsii**, AL, FL, GA.

BLIGHT, Stem. **Fusarium tabacinum** (*Plectosporium tabacinum*), AL, IL, NY, TN.

DAMPING-OFF. **Pythium debaryanum**, CT, WI.

DOWNY MILDEW. **Pseudoperonospora cubensis**, ME to AL, CA, IA, LA, TX.

LEAF SPOT. **Ascochyta** sp.; **Cercospora cucurbitae**, AL, DE, NJ, WI; **C. citrullina**, AL; **Gloeosporium** sp., IL; **Phyllosticta cucurbitarum**, IN, NY; **P. orbicularis**, DE, PA, NY; **Septoria cucurbitacearum**, IL, MA, NY, WI; **Stemphylium cucurbitacearum**, IN, OH.

MOLD, Seed. **Alternaria tenuis**, cosmopolitan; **A. radicina**, occasional; **Curvularia trifolii**, CT.

NEMATODE, Root Knot. **Meloidogyne** spp., MD to FL, TX.

NEMATODE, Stubby Root. **Trichodorus christiei**.

NONPARASITIC. **Blossom-End Rot**. On summer squash when hot, dry weather follows a cool, rainy spell.

**Chlorosis**. Nutrient deficiency: manganese, interveinal chlorosis, nitrogen, leaf yellowing and chlorosis of bud end of fruit.

**Bronzing**. Marginal Necrosis; Fruit Deformity. Potassium deficiency.

POWDERY MILDEW. **Golovinomyces cichoracearum**, general; **Sphaerotheca fuliginea**, CA, IN, MI, NY, NC.

ROT, Blossom-end; Root, **Pythium aphanidermatum**, AZ, CA, MD.

ROT, Charcoal. **Macrophomina phaseolina**, OR, TX.

ROT, Fruit. **Acidovorax avenae** (syn. **Pseudomonas pseudoalcaligenes**) subsp. **citrulli**, GA; **Alternaria** sp., MA, NH, NJ, NY, OR, VT, WA; **Diplodia natalensis**, TX; **Coniosporium fairmani**, black mold; **Botrytis cinerea**, gray mold; **Fusarium** spp.; **F. solani** f. sp. **cucurbitae**, also root and stem rot, CA, CT, NY, OR, WA; **F. equiseti**, AR, CT; **F. acuminatum**, CT; **F. graminearum**, CT; **F. avenaceum**, CT; **Phytophthora cactorum**, AZ; **P. nicotianae**, NC; **Pythium ultimum**, CA; **Rhizopus stolonifer**, general in storage after injury; **Sclerotinia sclerotiorum**, ID, MA, ME, NH, NY, WA; **Trichothecium roseum**, pink mold, MA; **Phoma subvelata**, also leaf spot, stem rot, TX.

ROT, Root. **Phymatotrichum omnivorum**, TX; **Rhizoctonia solani**, TX.

SCAB; Leaf Spot; Storage Rot. **Cladosporium cucumerinum**, CT, MD, MA, NJ, NY, OR, WA.

VIRUS. **Bromegrass Mosaic**. General, IA, SD on squash (*Cucurbita pepa*); **Lettuce Mosaic**, NY; **Squash Mosaic**, CA, SD; **Southern Squash Mosaic**; **Cucumber Mosaic**; **Beet Curly Top**; **Tobacco Ring Spot**; **Prunus Ring Spot**; **Watermelon Mosaic**; **Zucchini Yellow Mosaic**, AR, CA, CT, FL, LA, NJ, NY, OH, SC; **Squash Leaf Curl**, CA; **Lettuce Infectious Yellows**, AZ, CA, TX; **Cucurbit Leaf Curl**, AZ, TX, Mexico; **Beet Pseudo Yellows**, CA; **Potato Leaf Roll**, Pacific Northwest.

WILT. **Fusarium oxysporum** f. sp. **niveum**, CA, IL, MI, WI; **Verticillium albo-atrum**, OR.

WILT, Anasa. Feeding injury from the squash bug.

In general, diseases and control measures are the same as for cucumbers. Some squash varieties are injured by sulfur dusts. Acorn and butternut squashes are resistant to bacterial wilt.

---

### **SQUASH-BUSH (*Condalia*)**

MISTLETOE. *Phoradendron californicum*, CA.

---

---

### **SQUAW-APPLE (*Peraphyllum*)**

LEAF SPOT. *Septoria peraphylli*, UT.

RUST. *Gymnosporangium inconspicuum* (0, I), CO; III on juniper;  
*G. nelsonii* (0, I), on leaves, fruit; CO, UT.

---

---

### **STACHYS (Betony, Hedgenettle, Woundwort)**

GALL, Leaf. *Synchytrium stachydis*, LA.

LEAF SPOT. *Cercospora stachydis*, IA, ME; *Cylindrosporium stachydis*, IL; *Ovularia bullata*, CA; *Phyllosticta decidua*, MA, WI; *P. palustris*, IL, OH; *Ramularia stachydis*, OR; *Septoria stachydis*, CA, IL, MS, NY, WI.

NEMATODE, Root Knot. *Meloidogyne* sp.

POWDERY MILDEW. *Erysiphe galeopsidis* (*Golovinomyces cichoracearum*), OH to CO, MT, NY to IN, WI; *Sphaerotheca macularis*, CA.

RUST. *Puccinia pallidissima*, TX.

VIRUS. **Tomato Spotted Wilt**, GA.

---

---

### **STAPHYLEA (Bladdernut)**

BLIGHT, Twig. *Hypomyces ipomoeae*, MA; *Coryneum microstictum*, MA.

LEAF SPOT. *Mycosphaerella staphylina*, GA, KS. *Ovularia isarioides*, NY to MO, IA; *Septoria cirrhosa*, MO.

---

---

### **STARBUR, BRISTLY (*Acanthospermum*)**

VIRUS. **Tomato Spotted Wilt**, GA.

---

---

### **STARFLOWER (*Trientalis*)**

GALL, Leaf. *Synchytrium aureum*, PA.



LEAF SPOT. *Cylindrosporium magnusianum*, CA, MA, MI, NY, WI;  
*Septoria increscens*, CA, ME, MI, NY, VT, WI; *Phytophthora ramorum*, CA.

ROT, Leaf. *Ceratobasidium anceps*, WI.

RUST. *Puccinia caricina* var. *limosae* (0, I), AK, NY, WI; II, III on  
*Carex*.

SMUT, Leaf and Stem. *Tubercinia trientalis*, OR, WA.

### STARGRASS (*Aletris*)

LEAF SPOT. *Gloeosporium aletridis*, MS.

RUST. *Puccinia aletridis* (II, III), DE, FL, IL, IN, MA, MS, NJ, NC, RI,  
 SC, TN, WI; 0, I unknown.

### STARGRASS, GOLDEN (*Hypoxis*)

LEAF SPOT. *Cylindrosporium guttatum*, WI; *Septoria hypoxis*, PA.

RUST. *Uromyces affinis* (I, III), CT, MS, MO; *U. necopinus*, NY

SMUT, Flower. *Urocystis hypoxis*, CT, MA.

### STAR-OF-BETHLEHEM (*Ornithogalum*)

BLIGHT, Southern. *Sclerotium rolfsii*, CA.

LEAF SPOT. *Didymellina ornithogali*, IL, PA, WA; *Septoria ornithogali*,  
 CT, MA.

VIRUS. *Ornithogalum Mosaic*, AL, OK, OR.

### STATICE, SEA-LAVENDER (*Limonium*)

ANTHRACNOSE; Rot, Crown. *Colletotrichum gloeosporioides*, FL.

BACTERIAL, Crown and Leaf Rot. *Pseudomonas caryophylli*, FL.

BACTERIAL, MLO. *California Aster Yellows*, CA.

BACTERIAL Spot. *Pseudomonas andropogonis*, KS.

BACTERIAL, MLO. **Yellows** and **Phyllody**, MI.

BLIGHT, Flower. **Botrytis cinerea**, FL.

DOWNY Mildew. **Peronospora statices**, CA.

LEAF SPOT. **Alternaria** sp., CT; **Cercospora** sp., TX; **C. insulana**, FL; **Ascochyta plumbaginicola**, IA; **Fusicladium staticis**, TX; **Phyllosticta** sp., CT; **P. staticis**, NY.

NEMATODE, Root Knot. **Meloidogyne** sp.

ROT, Crown. **Sclerotium rolfsii**, FL; **Rhizoctonia solani**, FL.

RUST. **Uromyces limonii** (0, I, II, III), ME to MS CA, NM, TX.

VIRUS. **Turnip Mosaic**, CA.

---

## STENANTHIUM

RUST. **Puccinia atropuncta** (II, III), GA; **P. grumosa**, OR.

---

## STENOLOBIUM (Florida Yellow-Trumpet)

ROT, Root. **Clitocybe tabescens**, FL; **Phymatotrichum omnivorum**, TX.

RUST. **Prospodium appendiculatum** (0, I, II, III), FL, TX.

---

## STEPHANOMERIA (Wire-Lettuce)

LEAF SPOT. **Cercospora clavicarpa**, CA.

RUST. **Puccinia harknessii** (0, I, III), MT to NM, CA, WA.

---

## STEPHANOTIS

ANTHRACNOSE. **Gloeosporium** sp., WA.

BLIGHT, Flower. **Botrytis elliptica**, CA.

VIRUS. **Tomato Spotted Wilt**, OR.

---

## STERNBERGIA (Fall-Daffodil)

LEAF SCORCH; Red Spot. **Stagonospora curtisii**, CA.

---

## STEVIA (*Piqueria*)

BACTERIAL Fasciation. *Clavibacter fascians*, MI.  
 BACTERIAL, MLO. *Aster Yellows*, MI, NJ.  
 DAMPING-OFF. *Rhizoctonia solani*, IL.  
 NEMATODE, Lesion. *Pratylenchus pratensis*, NJ.  
 POWDERY MILDEW. *Golovinomyces cichoracearum*, IL.  
 ROT, Stem. *Sclerotium rolfsii*, NJ.  
 WILT. *Verticillium dahliae*, CA.

---

## STILLINGIA (*Queens Delight*)

DODDER. *Cuscuta* sp., OK.  
 LEAF SPOT. *Cercospora stillingiae*, TX.  
 ROT, Root. *Phymatotrichum omnivorum*, TX.  
 RUST. *Uromyces graminicola* (0, I), OK; II, III on *Panicum*.

---

## STOCK (*Matthiola*)

ANTHRACNOSE; Leaf and Stem Spot. *Colletotrichum gloeosporioides*, TX.  
 BACTERIAL Black Rot. *Xanthomonas incanae*, CA, TN.  
 BLIGHT, Gray Mold. *Botrytis cinerea*, AK, TX.  
 CLUB ROOT. *Plasmodiophora brassicae*, NJ.  
 DAMPING-OFF. *Pythium* spp.; *Rhizoctonia solani*, cosmopolitan.  
 DOWNY MILDEW. *Peronospora parasitica*, CA, IL.  
 LEAF SPOT. *Alternaria raphani*, CA; *Myrothecium roridum*, TX.  
 NEMATODE. *Nacobus batatiformis*.  
 NEMATODE, Root Knot. *Meloidogyne* sp., TX.  
 ROT, Crown; Wilt. *Sclerotinia sclerotiorum*, CA, MI, PA.  
 ROT, Root. *Fusarium avenaceum*, DE, NJ; *Phymatotrichum omnivorum*, TX; *Phytophthora megasperma*, CA; *P. cryptogea*, stem rot, CA.  
 VIRUS. *Turnip Mosaic*; *Cauliflower Mosaic*; *Beet Curly Top*, CA; *Tomato Spotted Wilt*, TX.  
 WILT. *Fusarium oxysporum* f. sp. *mathioli*, AZ, CA; *Verticillium albo-atrum*, CA, NY.  
 Mosaic causes flower-breaking as well as mottling of foliage. *Verticillium* wilt is prevalent in cut-flower producing areas of California.

**STOKESIA (Stokes-Aster)**

BLIGHT, Head. **Botrytis cinerea**, NY.

LEAF SPOT. **Ascochyta** sp., IA, PA.

POWDERY MILDEW. **Golovinomyces cichoracearum**, MD.

VIRUS. **Mosaic**. Unidentified, IA; **Bidens Mottle**, FL.

---

**STONE PLANT (*Lithops*)**

ROT. **Fusarium oxysporum**, ID.

---

**STRANVAESIA**

BACTERIAL Fire Blight. **Erwinia amylovora**, NJ.

ROT, Root. **Clitocybe tabescens**, FL.

---

**STRAWBERRY (*Fragaria*)**

ANTHRACNOSE; Crown Rot. **Colletotrichum acutatum**, CT; **C. fragariae**, FL, LA; **Gloeosporium** sp., MD.

ANTHRACNOSE, Fruit. **Colletotrichum gloeosporioides**, FL, OH; **C. acutatum**, NY.

BACTERIAL Angular Leaf Spot. **Xanthomonas fragariae**, FL, KY, MN, WI.

BACTERIAL Blossom Blight. **Xanthomonas campestris** var. **fragariae**, CA.

BACTERIAL, Phytoplasma. **Aster Yellows**, strawberry green petal; **Lethal Disease Decline** or **Peach Western X Disease**. WA, OR; **Clover Proliferation**, CA, FL, MD; **Clover Yellow Edge** and **STRAWB2**, MD.

BACTERIAL Soft Rot. **Erwinia carotovora**, MA.

BLIGHT, Blossom. **Cladosporium cladosporioides**, CA.

BLIGHT, Gray Mold. **Botrytis cinerea**, general on fruit.

BLIGHT, Leaf. **Dendrophoma obscurans**, angular leaf spot, MA, to FL, MI, MN, NE, OR, TX; **Phomopsis obscurans**, CT.

BLIGHT, Southern. **Sclerotium rolfsii**, AL, FL, NC, TX.

BROOMRAPE. **Orobanche** sp., WA.

DOWNY MILDEW. **Peronospora fragariae**, IA.

- GALL, Leaf. **Synchytrium aureum**, on native spp., WI; **S. fragariae**, root gall, CA, WA.
- LEAF BLOTCH. **Gnomonia fructicola**, also fruit rot; **G. comari**, CA.
- LEAF SCORCH. **Diplocarpon earliana**, general.
- LEAF SPOT. **Cercospora fragariae**, LA; **C. vexans**, CA, NY, WI; **Gloeosporium** sp., IL, MA, MI, NC, PA, UT, associated with black root; **Mycosphaerella fragariae**, common leaf spot, black-seed disease, general; **M. louisianae**, purple leaf spot, LA, MS, NC.
- NEMATODE, Spring Dwarf. **Aphelenchoides fragariae**, MA to FL, AR, CA, MI, TX, TN, WA; Summer Dwarf, Crimp. **A. besseyi**, southeastern and Gulf states, also AR, CA, DE, IL, TX.
- NEMATODE, Dagger. **Xiphinema americanum**; **X. diversicaudatum**; **X. chambersi**.
- NEMATODE, Leaf and Stem. **Ditylenchus dipsaci**, CA, ID, NC, OR, TX, WA.
- NEMATODE, Lesion. **Pratylenchus penetrans**; **P. coffeae**; **P. pratensis**; **P. scribneri**.
- NEMATODE, Root Knot. **Meloidogyne hapla**.
- NEMATODE, Sting. **Belonolaimus gracilis**.
- NEMATODE, Stubby Root. **Trichodorus christiei**.
- NONPARASITIC. **Black Root, Brown Root**. Winter injury, defective drainage, soil toxins, widespread.  
**Chlorosis**. Iron deficiency.  
**Variation**, June Yellows. Chlorophyll deficiency, especially in Blakemore, Progressive, and related varieties, general.
- POWDERY MILDEW. **Sphaerotheca macularis**, general but rare in South, reported in FL, CA.
- ROT, Crown. **Phytophthora cactorum**, NY; **Sclerotinia sclerotiorum**, MD to FL, CA, IL, IA, MN, TX; **Sclerotium rolfsii**, AL, FL, NC, TX; **Macrophomina phaseolina**, FL.
- ROT, Fruit. **Penicillium** spp., secondary; **Peizella lythri**, also leaf spot, root rot, ME to FL, AK, IL, IA, MI, OH, OK, OR, WI; **Phytophthora cactorum**, leather rot, AL, AR, IL, KY, LA, MD, MI, MO, OH, TN, VA; **Rhizopus nigricans**, black rot, cosmopolitan; **Rhizoctonia solani**, hard brown rot, widespread; **Sphaeropsis** sp., CA, CO, IL, IA, MN.
- ROT, Red Stele; Brown Core Root Rot. **Phytophthora fragariae**, ME to VA, IA, OK; also CO, MI, WI, Pacific states.

ROT, Root. **Armillaria mellea**, CA, OR, WA; **Cylindrocladium scoparium**, OR, TN; associated with black root; **Leptosphaeria coniothyrium**; **Fusarium** spp.; **Olpidium brassicae**, WA; **Pythium** spp., widespread; **Ramularia** spp., ID, OR, WA; **Idriella lunata**, CA, MD; **Phomopsis obscurans**, OH.

ROT, Root, Stolon and Petiole. **Pestalotia longisetula**, IL, OR.

SLIME MOLD. **Diachea leucopodia**, CA, IL, KS, LA, MS, MO, TN, TX; **Fuligo septica**, IA, KS, MN, NE, NJ, TX, WA; **Mucilago spongiosa**, KS, MN, MO, NE, OK; **Physarum cinereum**, IL, NE, NJ.

SOOTY MOLD. **Scoria spongiosa**, ME.

VIRUS. **Strawberry Crinkle**, CA, ID, MN, NY, OR, WA; **Strawberry Yellow Edge**, Xanthosis, CA, NC, OR, WA, and other states introduced from West Coast; **Strawberry Leaf Roll**, MD, NJ, NY, OR, VT; **Strawberry Mottle**; **Strawberry Multiplier Disease**, WI; **Strawberry Necrotic Shock**, CA; **Strawberry Pallidosis**, CA, OR, Mid-Atlantic, British Columbia, Canada; **Strawberry Pseudo Mild Yellow Edge**; **Strawberry Mild Yellow Edge**, CA; **Strawberry Vein Necrosis**, MN; **Strawberry Vein Banding**; **Strawberry Witches' Broom**, ID, MN, MT, NY, OR, WA; **Tomato Ringspot**, PA; **Apple Mosaic**, OR; **Chlorotic Peacock Pattern**, OR; **Cucurbit Yellows**, OR; **Strawberry Phyllody**, MD, WV; **Tobacco Streak**, MD.

WILT. **Verticillium albo-atrum**, CA, FL, NY, OR, WA; **Colletotrichum acutatus**, AR, CA, FL, MS, MO.

Red Stele is, except in the deep South, of first importance on strawberries. The roots rot, and above-ground parts are stunted and wilted. Choose resistant varieties, such as Stelemaster, Sparkle, Surecrop, Midway, and Fairland. Purchase plants certified free from nematodes and virus diseases. Mulching helps to prevent fruit rots.

U.S. Department of Agriculture Farmers' Bulletin 1891 gives an excellent discussion of "Diseases of Strawberries". The American Phytopathological Society, St. Paul, MN has published a Compendium of Strawberry Diseases.

---

## **STRAWBERRY-TREE (*Arbutus unedo*)**

BACTERIAL Crown Gall. **Agrobacterium tumefaciens**, CA.

LEAF SPOT. **Septoria unedonis**, OR.

SPOT ANTHRACNOSE. **Elsinoë mattirolianum**, CA.

---

## **STRAWFLOWER (*Helichrysum*)**

BACTERIAL, MLO. **Aster Yellows**, eastern and central states; **California Aster Yellows**, CA.

DOWNY MILDEW. **Plasmopara halstedii**, CA.

NEMATODE, Root Knot. **Meloidogyne** sp., FL.

ROT, Stem. **Fusarium** sp., FL.

VIRUS. **Beet Curly Top**, CA, OR, WA; **Bidens Mottle**, FL; **Tomato Spotted Wilt**, PA.

WILT. **Verticillium albo-atrum**, CA.

---

## **STREPTANTHERA**

VIRUS. **Iris Mosaic**, CA, OR.

---

## **STREPTOCARPUS**

VIRUS. **Tobacco Mosaic**, CA, CT, DC, FL, OH, WA; **Tomato Spotted Wilt**, PA.

---

## **STREPTOPUS (Twisted-Stalk)**

LEAF SPOT. **Cercospora streptopi**, WA; **Septoria streptopidis**, MT.

RUST. **Puccinia sessilis** (O, I), NY.

SMUT, Leaf. **Tubercinia clintoniae**, WI.

VIRUS. **Mosaic**, AK.

---

## **STROPHOSTYLES (Wild Bean)**

VIRUS. **Alfalfa Mosaic**, AR; **Chlorotic Mottle**, AR; **Cowpea Chlorotic Mottle**, AR; **Quail Pea Mosaic**, AR; **Soybean Mosaic**, AR.

---

## **STYRAX (Snowbell)**

LEAF SPOT. **Mycosphaerella punctiformis**, GA.

NEMATODE, Root Knot. **Meloidogyne** sp., MD.

---

## STYLOSANTHES

LEAF SPOT, Canker. *Colletotrichum dematium* f. sp. *truncata*, FL.

---

---

## SUGAR BEET (*Beta vulgaris*)

Fusarium Yellows; *Fusarium oxysporum*, MI.

---

---

## SUMAC (*Rhus*)

CANKER, Stem; DIEBECK. *Botryosphaeria ribis*, “umbrella disease,” NY to GA, MN, NE; *Cryptodiaporthe aculeans*, ME to AL, IA, OK; *Nectria cinnabarina*, NY, OK; *N. galligena*, NY, PA, VA; *Physalospora obtusa*, canker, inflorescence blight, NY to AL, KS, MI.

DODDER. *Cuscuta exaltata*, TX.

LEAF BLISTER. *Taphrina purpurascens*, MA to GA, KS, TX.

LEAF SPOT. *Cercospora rhoisa*, general; *Pezizella oenotherae*, NY to GA, WV; *Coniothyrium rhois*, TX; *Harknessia rhoisa*, CA; *Phyllosticta rhoiseda*, CA; *Septoria rhoisa*, general; *Cylindrosporium* sp., CO, NE.

MOLD, Leaf. *Cladosporium aromaticum*, IA, NE, NY, WI, WV.

PARASITIC LICHEN. *Strigula elegans* and *S. complanata*, LA, Southern U.S.

POWDERY MILDEW. *Sphaerotheca macularis*, widespread; *Oidium* sp., WI.

ROT, Root. *Armillaria mellea*, CA; *Clitocybe tabescens*, FL; *Corticium galactinum*, white root, VA; *Phymatotrichum omnivorum*, TX.

ROT, Wood. *Polyporus* spp.; *Poria punctata*, MI; *Schizophyllum commune*, cosmopolitan; *Steccherinum ochraceum*, PA.

RUST. *Pileolaria effusa* (0, III), AZ; *P. patzcuarensis* (0, I, II, III), CO, NM, OK.

WILT. *Fusarium oxysporum* f. sp. *rhois*, CT, KS, VA; *Verticillium albo-atrum*, IL, IA, MA, MN.

---

---

## SUNFLOWER (*Helianthus*)

BACTERIAL Leaf Spot. *Pseudomonas syringae* pv. *helianthi*; *P. syringae* pv. *tagetis*, WI.



- BACTERIAL, MLO. **California Aster Yellows**, CA.
- BACTERIAL Stem Rot. **Erwinia carotovora**, ND.
- BACTERIAL Wilt and Apical Chlorosis. **Pseudomonas solanacearum**, FL;  
**P. syringae** pv. **tagetis**, KS, MN, ND, WI; **Erwinia carotovora** pv.  
**carotovora**, IN.
- BLACK KNOT, Black Patch. **Gibberidea heliopsisidis**, GA, IL, MS, MO,  
NC, VA.
- BLIGHT, Gray Mold; Bud Rot. **Botrytis cinerea**, CA, OR.
- BLIGHT, Petal. **Itersonilia perplexans**, FL.
- BLIGHT, Seedling. **Alternaria helianthi**, MN; **Diaporthe helianthi**, TX.
- BLIGHT, Southern, **Sclerotium rolfsii**, LA, TX.
- CANKER, Stem. **Diaporthe helianthi**, OH, TX.
- DODDER. **Cuscuta** sp., OK, TX, WA.
- DOWNY MILDEW. **Plasmopara halstedii**, NY to MD, KS, MT, TX.
- GALL, Basal. **Plasmopara halstedii**, MN, ND.
- LEAF SPOT. **Ascochyta compositarum**, WI; **Cercospora helianthi**, IL,  
KS, MO, OH, TX. WI; **C. pachypus**, AL, KS, OK, TX; **Colletotrichum**  
**helianthi**, WI; **Septoria helianthi**, general; **Alternaria zinniae**; **Alter-**  
**naria helianthi**, MN, OH.
- NEMATODE, Leaf Gall. **Tylenchus balsamophilus**, WA.
- NEMATODE, Root Knot. **Meloidogyne** sp., AL, FL, TX, WV.
- POWDERY MILDEW. **Golovinomyces cichoracearum**, general, CA.
- ROT, Charcoal. **Macrophomina phaseoli**, CA, MD; **M. phaseolina**, ND,  
SD.
- ROT, Head. **Rhizopus oryzae**, CA; **Phoma macdonaldii**, premature ripen-  
ing, ND.
- ROT, Root. **Armillaria mellea**, OR; **Helicobasidium purpureum**, violet  
root, TX; **Phymatotrichum omnivorum**, TX; **Pythium debaryanum**;  
**Rhizoctonia solani**, IL, MD, NE, NY, WI.
- ROT, Stem. **Phytophthora cryptogea**, CA; **Septosphaeria lindquistii**,  
black stem, MN, ND.
- ROT, Stem. **Sclerotinia sclerotiorum**, widespread.
- RUST. **Coleosporium madaiae**, CA.
- RUST. **Puccinia helianthi**, (0, I, II, III), general, CA; **P. massalis**, NM, TX;  
**P. canaliculata**, GA, KS; **P. xanthii**, ND; **Coleosporium helianthi** (II,  
III), NY to FL, LA and OK; II, III on pine; **Uromyces junci** (0, I), CA,  
KS, NE, ND, OK, SD, WY; **U. silphii** (0, I), IL, MO, NY, TN, WI.
- SMUT, Leaf. **Entyloma polysporum** CA, MT.

VIRUS. **Bromegrass Mosaic** General, IA, SD; **Sunflower Mosaic**, IN, TX;  
**Cucumber Mosaic**, FL, MD; **Bidens Mottle**, FL.

WHITE RUST. **Albugo tragopogonis**, CO, IL, KS, MO, WI.

WILT. **Fusarium oxysporum** f. sp. **apii**, SC; **Verticillium albo-atrum**.

WILT. **Sclerotinia sclerotiorum** = **Whetzelinia sclerotiorum**, CA.

WILT. **Verticillium dahliae**, CA.

---

### **SUNROSE (*Helianthemum*)**

LEAF SPOT. **Cylindrosporium eminens**, TX, WI; **Septoria chamaecisti**, WA.

ROT, Root. **Phymatotrichum omnivorum**, TX.

---

### **SWEDISH IVY (*Plectranthus australis*)**

NONPARASITIC. **Brown Leaf Spot**. Boron deficiency.

VIRUS. **Alfalfa Mosaic**, NY; **Tomato Spotted Wilt**, PA; and **TSW-Impatiens Serotype**, GA, FL.

---

### **SWEET ALYSSUM (*Lobularia*)**

BACTERIAL, MLO. **Aster Yellow**s, NJ.

CLUB ROOT. **Plasmodiophora brassicae**, NJ.

DAMPING-OFF, Root Rot. **Rhizoctonia solani**, NJ, NY, VA; **Pythium ultimum**, NJ.

DODDER. **Cuscuta** sp., TX.

DOWNY MILDEW. **Peronospora parasitica**, CA, NJ.

NEMATODE, Root Knot. **Meloidogyne** sp.

POWDERY MILDEW. **Erysiphe polygoni**, CA.

ROT, Crown. **Sclerotinia sclerotiorum**, VA.

ROT, Root. **Phoma lingam**, CA.

---

### **SWEET-FERN (*Comptonia*)**

RUST, Blister. **Cronartium comptoniae** (II, III), ME to MN, NC, OH; 0, I on hard pine.

RUST, Leaf. **Gymnosporangium ellisii** (0, I), NJ; II, III on *Chamaecyparis*.

---

## SWEET-FLAG (*Acorus*)

LEAF SPOT. *Cylindrosporium acori*, CT, KS; *Ramularia aromatica*, CT to MD, IN, WI; *Septocylindrium* sp., NY.

RUST. *Uromyces sparganii* (II, III), ME to VA, IL, MN, MS; 0, I unknown.

---

## SWEET GALE (*Myrica gale*)

BLIGHT, Twig. *Diplodia* sp., NJ.

LEAF SPOT. *Ramularia monilioides*, NY; *Septoria myricata*, NY.

RUST. *Cronartium comptoniae*, ME to NY, WA; 0, I on pine; *Gymnosporangium ellisii* (0, I), ME.

---

## SWEET GUM (*Liquidambar*)

ANTHRACNOSE. *Gloeosporium nervisequum*.

BACTERIAL LEAF SCORCH. *Xylella fastidiosa*, KY.

BLIGHT; Leader Dieback. Cause unknown, killing trees in AL, AR, FL, GA, LA, MD, SC, TX.

BLIGHT, Thread. *Pellicularia koleroga*, LA.

CANKER; DIEBACK. *Botryosphaeria ribis* var. *chromogena*, IL, NY, MD to FL, LA; *B. dothidea*, MS; *Hymenochaete agglutinans*, MD; *Nectria* sp.; *Dothiorella berengeriana*, bleeding necrosis, NJ, NY.

CANKER, Felt Fungus. *Septobasidium alni*; *S. apiculatum*, *S. burtii*, *S. mariani*, *S. pseudopedicellatum*, and *S. sinuosum*, southern states.

LEAF SPOT. *Cercospora liquidambaris*, MD to FL, TX; *C. tuberculans*, FL, LA, MS, MO; *Discosia artocreas*, OK; *Exosporium liquidambaris*, TX; *Leptothyrella liquidambaris*, red leaf spot, IL, MD, NC; *Septoria liquidambaris*, MA to FL, TX; *Actinopelte dryina*; *Cladosporium* sp., OR.

MISTELTOE. *Phoradendron serotinum* (*flavescens*), OH to NC, TX.

NEMATODE, Root Knot. *Meloidogyne* sp.

NONPARASITIC. **Blight**; **Decline**; Leader Dieback. Killing trees in AL, AR, FL, GA, LA, MD, SC, TX. Partly moisture shortage.

ROT, Heart. *Polyporus adustus* and *P. gilvus*, widespread.

ROT, Root. *Clitocybe tabescens*, FL; *Phymatotrichum omnivorum*, TX.

ROT, Root. *Cylindrocladium scoparium*, GA.

ROT, Wood. **Daedalea confragosa**, cosmopolitan; **Fomes** spp., **Ganoderma** spp.; **Hericium erinaceus**; **Steccherinum ochraceum**; **S. pulcherrimum**, Gulf states; **Polyporus** spp., **Poria** spp.; **Pleurotus** spp.; **Schizophyllum commune**, cosmopolitan; **Stereum** spp.

---

### **SWEETLEAF (*Symplocos*)**

GALL, Bud. **Exobasidium symploci**, Gulf states to NC and IN.  
LEAF SPOT. **Septoria stigma**, AL; **S. symploci**, FL, MS, NC, OK, TX.  
ROT, Root. **Phymatotrichum omnivorum**, TX.

---

### **SWEET-OLIVE (*Osmanthus fragrans*)**

BLACK MILDEW; Black Spot. **Asterina** sp., MS.  
LEAF SPOT. **Gloeosporium oleae**, MD.  
ROT, Root. **Armillaria mellea**, CA; **Clitocybe tabescens**, LA.

---

### **SWEET PEA and PERENNIAL PEA (*Lathyrus*)**

ANTHRACNOSE; Blossom and Shoot Blight. **Glomerella cingulata**, general except on Pacific Coast.  
BACTERIAL Crown Gall. **Agrobacterium tumefaciens**, NJ, VA.  
BACTERIAL Fasciation. **Clavibacter fascians**, widespread.  
BACTERIAL Leaf Spot. **Pseudomonas pisi**, IN, WI.  
BLIGHT, Gray Mold. **Botrytis cinerea**, general.  
BLIGHT, Southern. **Sclerotium rolfsii**, FL, TX.  
DAMPING-OFF; Root and Stem Rot. **Pythium** spp., CA, CT, MD, MA, NJ, NY, NC; **Rhizoctonia solani**, general.  
DODDER. **Cuscuta indecora**, TX.  
DOWNY MILDEW. **Peronospora trifoliorum**, FL.  
LEAF SPOT. **Alternaria** sp., secondary, MD, MA, NJ, NY, PA, TX; **Colletotrichum pisi**, AL, FL, GA, SC; **Ascochyta** sp., also stem spot, CT, LA, MN, MO, WV, WI; **A. lathyri**, NJ; **Cercospora lathyrina**, GA, OK; **Isariopsis griseola**, CT; **Mycosphaerella pinodes**, also stem spot, MN, WI; **Ovularia** sp., CA; **Phyllosticta orobella**, TX; **Ramularia** sp.,

NY, MA, NJ, PA, TX, WA; **R. deusta** f. sp. **odorati**, CA; **Curvularia** sp., CA.

MOLD, White. **Erostrotheca multiformis** (*Cladosporium album*) CA, MA, NJ, NY, PA, TX, WA, in greenhouses.

NEMATODE, Lesion. **Pratylenchus pratensis**, NJ, NY.

NEMATODE, Root Knot. **Meloidogyne** spp., FL, MA, NJ, NY, TX.

NONPARASITIC. **Bud Drop**. Unbalanced nutrition, low light intensity in greenhouses.

POWDERY MILDEW. **Microsphaera alni**, general, especially in greenhouses; **Erysiphe polygoni**, widely reported, sometimes confused with *M. alni*.

ROT, Root. **Aphanomyces euteiches**, IN, MI, WI; **Fusarium solani** f. sp. **psi**, occasional to prevalent under glass and outdoors; **Phymatotrichum omnivorum**, TX, **Phytophthora cactorum**, CT; **Thielaviopsis basicola**, black rot, CT to OH, CO, FL, IL, MS; Pacific Coast.

ROT; Stem Wilt. **Sclerotinia sclerotiorum**, MD, PA.

VIRUS. **Pea Mosaic**; **Tomato Spotted Wilt**; **Sweet Pea Streak**. A complex, components not identified, perhaps in part bacterial.

WILT. **Verticillium** sp., NY, NJ; **Fusarium oxysporum** f. sp. **vasinfectum**, FL, NY.

Control aphids and thrips spreading mosaic and spotted wilt.

---

## **SWEETPOTATO** (*Ipomoea batatas*)

BACTERIAL Soft Rot. **Erwinia carotovora**, CT, SC.

BLIGHT, Leaf. **Phyllosticta batatas**, occasional NJ to FL, TX, KS, usually in the South; **Choanephora cucurbitarum**, FL, leaf mold.

BLIGHT, Southern; Cottony Rot. **Sclerotium rolfsii**, general in South.

CANKER, Stem. **Fusarium solani**, NC.

LEAF SPOT. **Alternaria** sp., secondary, occasional to general; **Cercospora** sp., FL, OK; **Septoria bataticola**, Occasional NJ to AL, IA, TX.

LEAF SPOT, Blight. **Acremonium crotocinigenum** (= *Cephalosporium cinnamomeum*), CA, FL.

NEMATODE, Lance. **Hoplolaimus coronatus**; Lesion, **Pratylenchus** sp.

NEMATODE, Root Knot. **Meloidogyne incognita** and *M. incognita-acrita*.

NEMATODE, Stem, Bulb. **Ditylenchus dipsaci**, causing brown ring, NJ.

NEMATODE, Sting. **Belonolaimus gracilis**.

NEMATODE, Stunt. **Tylenchorhynchus claytoni**.

NONPARASITIC. **Internal Breakdown**. Perhaps from chilling.

**Internal Brown Spot**. Boron deficiency.

**Intumescence**. High water intake and retarded transpiration.

ROT, Black. **Ceratocystis fimbriata**, general on roots, stems; **Diplodia theobromae** (*Physalospora rhodina*), Java black rot, general in South.

ROT, Charcoal. **Macrophomina phaseoli**, NJ to FL, TX, CA, KS.

ROT, Gray Mold. **Botrytis cinerea**, on sprouts, cosmopolitan.

ROT, Root. **Diaporthe batatis**, dry rot, stem rot, NJ to FL, MO, TX; **Helicobasidium purpureum**, KS, TX; **Pyrenochaeta terrestris**, pink root, CA; **Phymatotrichum omnivorum**, AZ, NM, OK, TX; **Phytophthora** sp., NJ, PA; **Plenodomus destruens**, foot and storage rot, NJ to FL, CA, IA, LA; **Pythium** spp., mottle necrosis, leak, ring rot; **Fusarium solani**, NC; **Geotrichum candidum**, LA, NC.

ROT, Soil; Pox. **Streptomyces ipomoea**, general, NJ to FL, TX, AZ, CA, IA.

ROT, Sprout; Stem Canker. **Rhizoctonia solani**, occasional, NJ to FL, AZ, CA, OH, TX, WA.

ROT, Storage. **Fusarium** spp., general; **Mucor racemosus**, occasional after chilling; **Penicillium** sp., blue mold, cosmopolitan; **Rhizopus** spp., soft rot, general; **Sclerotinia** sp., NC; **Trichoderma** spp., DE, NJ; **Aspergillus** spp., secondary.

RUST. **Coleosporium ipomoeae** (II, III), AL, MS; 0, I on pine.

SCURF. **Monilochaetes infuscans**, general.

SLIME MOLD. **Fuligo violacea**, AL, DE, NJ, TX; **Phyisarum cinereum**; **P. plumbeum**, AL, AR, KY, MS, NC, VA.

VIRUS. **Sweetpotato Feathery Mottle** (Yellow Dwarf); **Sweetpotato Internal Cork**, GA, LA, MD, MS, NC, SC, TN, VA; **Sweetpotato Mosaic** (Tobacco Mosaic); **Tobacco Ring Spot**; **Beet Curly Top**; **Sweetpotato Russet Crack**.

WHITE RUST. **Albugo ipomoeae-panduratae**, general.

WILT. **Fusarium oxysporum** f. sp. **batatas**, stem rot, general; **Verticillium albo-atrum**, CA.

Select varieties resistant to *Fusarium* stem rot, in general the Spanish group. Heat treatment eliminates some viruses. Hot water (10 minutes at 120°F) controls scurf. Variety Nemagold is resistant to root-knot nematodes.

---

## SWEET-ROOT (*Osmorhiza*)

LEAF GALL. *Urophlyctis* (*Physoderma*) **pluriannulata**, MT.

LEAF SPOT. *Cercospora osmorhizae*, IL, OH, WI; *Fusicladium angelicae*, WA; *Phloeospora osmorhizae*, IA, NY, WI; *Ramularia reticulata*, WI, VA; *Septoria aegopodii*, NY, ND, OH, WI.

RUST. *Puccinia pimpinallae* (0, I, II, III), general.

---

## SWEET VETCH (*Hedysarum*)

BLACK MILDEW. *Parodiella perisporioides*, NY.

LEAF SPOT. *Septogloeum hedysari*, WY.

NEMATODE, Root Knot. *Meloidogyne* sp.

RUST. *Uromyces hedysari-obscuri* (0, I, II, III), AK, CO, ID, MT, NM, SD, UT, WY.

---

## SWEET WILLIAM (*Dianthus barbatus*)

ANTHRACNOSE. *Volutella dianthi*, DE, IN, NY.

BACTERIAL, MLO. **California Aster Yellows**, CA.

BLIGHT, Cutting. *Cylindrocladium scoparium* and *C. floridanum*, FL, OH.

BLIGHT, Southern. *Sclerotium rolfsii*, CT, FL, NC.

LEAF SPOT. *Phyllosticta* sp. (*Ascochyta dianthi*), WA; *Septoria dianthi*, AL, IA, MI, NY.

NEMATODE, Leaf and Stem. *Ditylenchus dipsaci*, OR.

NEMATODE, Root Knot. *Meloidogyne* sp., FL, TX.

ROT, Root. *Pythium ultimum*, CA; *Phymatotrichum omnivorum*, TX.

ROT, Stem. *Rhizoctonia solani*, CT, IL, KS, MA, MS, NJ, NY, PA, TX.

RUST. *Uromyces dianthi* (II, III), IA, NE, TX; *Puccinia arenariae* (III), AL, CT, MA, NY, PA.

VIRUS. **Carnation Mosaic**; **Beet Curly Top**, CA, TX.

WILT. *Fusarium oxysporum* f. sp. **barbati**, CA, KS; *Fusarium* sp., MA, NJ, SC, VA.

Fusarium wilt is one of the more serious diseases with the new growth yellowing, the leaves pointing downward, and plants stunted. Place new plants in a new location or sterilized soil.

---

**SWISS CHARD (*Beta vulgaris* var. *cicla*)**

- BACTERIAL Leaf Spot. *Pseudomonas syringae* pv. *aptata*, CA.  
BLIGHT, Southern. *Sclerotium rolfsii*, LA, SC.  
BLIGHT, Phytophthora. *Phytophthora capsici*, IL.  
DAMPING-OFF, Root Rot. *Rhizoctonia solani*, NY; *Pythium aphanidermatum*, CA.  
DOWNY MILDEW. *Peronospora schachtii*, CA.  
LEAF SPOT. *Cercospora beticola*, general; *Ramularia beticola*, WA.  
MOLD, Seed. *Alternaria tenuis*, CA; *Stemphylium botryosum*, CA, WA.  
NEMATODE, Root Knot. *Meloidogyne* sp., LA.  
NONPARASITIC. **Heart Rot**; Cracked Stem. Boron deficiency, NY, WA.  
ROT, Crown. *Sclerotinia* sp., MS.  
ROT, Root. *Phymatotrichum omnivorum*, TX.  
RUST. *Uromyces betae* (II), CA, OR.  
VIRUS. **Beet Curly Top**, AZ, CA, OR; **Beet Mosaic**, AZ, CA, WA; **Yellow Net**, unidentified, CA.

---

**SWINE CRESS (*Coronopus*)**

- ROT. *Sclerotinia minor*. NC.

---

**SWITCHGRASS (*Panicum*)**

- BLOTCH, Spot. *Helminthosporium sativum* (*Bipolaris sorokinianum*), PA.  
LEAF SPOT. *Bipolaris sacchari*, FL; *Rhizoctonia zeae* (also sheath spot), RI.  
ROT, ROOT. *Pythium arrhenomanes*, LA.  
SMUT. *Tilletia maclaganii*, IA.  
VIRUS. **Barley Yellow Dwarf**.

---

**SYCAMORE**

- **Plane.**



---

## SYNGONIUM

ANTHRACNOSE. *Gloeosporium* sp., WA; *Colletotrichum* sp., WA.  
BACTERIAL Blight. *Xanthomonas campestris*, MD.  
BACTERIAL Leaf Spot. *Xanthomonas dieffenbachiae*, FL; *X. vitians*, FL.  
LEAF SPOT. *Cephalosporium cinnamomeum*, NY.  
ROT; Black Cane. *Ceratocystis fimbriata*, CA.

---

## SYNTHYRIS

LEAF SPOT. *Ramularia* sp., OR.  
RUST. *Puccinia acrophila* (III), MT to CO, UT; *P. welfeniae* (III), CA, ID,  
OR, WA, WY.

---

## TABEBUIA (Trumpet-Tree)

RUST. *Prospodium plagiopus* (II, III), FL.

---

## TABERNAEMONTANA (Crape-Jasmine)

LEAF SPOT. *Gloeosporium tabernaemontanae*, FL.  
LEAF SPOT, Algal; Green Scurf. *Cephaleuros virescens*, FL.  
LEAF MOLD. *Cladosporium* sp., FL.  
ROT, Mushroom Root. *Clitocybe tabescens*, FL.

---

## TAENIDIA

LEAF SPOT. *Fusicladium angelicae*, WI; *Septoria pimpinellae*, MN.  
RUST. *Puccinia angelicae* (0, I, II, III), IN, MI, MO, NY, WI.

---

## TAHITIAN BRIDAL VEIL (*Gibasis*)

VIRUS. **Bean Yellow Mosaic**, VA.

---

## TAMARIND (*Tamarindus*)

NEMATODE, Root Knot. *Meloidogyne* sp., FL.

**TAMARISK, SALT CEDAR (*Tamarix*)**

BACTERIAL Blight. Fatal to some plants in AZ, NM, TX, where the host has become a noxious weed.

POWDERY MILDEW. *Sphaerotheca macularis*, IN.

ROT, Root. *Phymatotrichum omnivorum*, CA, TX.

ROT, Wood. *Polyporus sulphureus*, MD.

---

**TANSY (*Tanacetum*)**

LEAF SPOT. *Ramularia tanacetii*, WI.

POWDERY MILDEW. *Golovinomyces cichoracearum*, PA.

NEMATODE, Root Knot. *Meloidogyne* sp., FL.

RUST. *Puccinia tanacetii* (0, I, II, III), WY; 0, I, II, III on *Artemisia*; II on chrysanthemum.

---

**TEASEL (*Dipsacus*)**

BLIGHT, Southern. *Sclerotium rolfsii*, TX.

DOWNY MILDEW. *Peronospora dipsaci*, MO.

LEAF SPOT. *Cercospora elongata*, MD, NY to MO, WA.

NEMATODE, Leaf and Stem. *Ditylenchus dipsaci*, CA, OR.

POWDERY MILDEW. *Phyllactinia corylea*, WA; *Sphaerotheca dipsacearum*, WA.

ROT Root. *Phymatotrichum omnivorum*, TX.

ROT Stem. *Sclerotinia sclerotiorum*, TX.

VIRUS. **Teasel Mosaic**.

---

**TEA (*Thea sinensis*)**

BLIGHT, Twig. *Pestalotia guepini*, also leaf spot, SC.

LEAF SPOT, Algal; Green Scurf. *Cephaleuros virescens*, FL, SC.

SPOT ANTHRACNOSE; Scab. *Sphaceloma* sp., LA; *Elsinoë leucospila*, FL.

---

**TELLIMA**

POWDERY MILDEW. *Sphaerotheca macularis*, AK.

RUST. *Puccinia heucherae* (III), AK, CA, OR, WA.

---

## TERNSTROEMIA

SPOT ANTHRACNOSE. *Elsinoë leucospila*, FL.

---

## TEXASWEED (*Caperonia*)

CANKER, Stem. *Amphobotrys ricini*, TX.

---

## THALIA

LEAF SPOT. *Cercospora thaliae*, LA.

RUST. *Puccinia thaliae* (II, III), FL.

---

## THERMOPSIS (Bush-Pea, Golden-Pea)

LEAF SPOT. *Cercospora thermopsisidis*, CO, MT; *Phoma thermopsidicola*, CA; *Ramularia sphaerpioides*, WA; *Stigmina thermopsisidis*, CA.

POWDERY MILDEW. *Erysiphe polygoni*, Rocky Mts., and Pacific Northwest.

VIRUS. **Bean Yellow Mosaic** in false lupine (*Thermopsis caroliniana*), MN.

---

## THISTLE (*Cirsium*)

LEAF SPOT. *Cercospora* spp., WA, KS, TX; *Phyllosticta cirsii*, NY, WA, WI; *Stagonospora cirsii*, WI; *Septoria cirsii*, VT to IN, TX, WI; *Alternaria chrysanthemi*, MT.

POWDERY MILDEW. *Golovinomyces cichoracearum*, general; *Phyllactinia corylea*, WA; *Sphaerotheca macularis*, MD.

ROT, Root. *Rhizoctonia solani*, IL; *Phymatotrichum omnivorum*, TX.

RUST. *Puccinia cirsii* (0, I, II, III), PA to NC, CA, OR, TX; *P. punctiformis* (0, I, II, III), ME to NJ, CA, OH, WA; *Uromyces junci* (0, I), MO, NE, ND.

SMUT, Inflorescence. *Thecaphora trailii*, CO, UT.

WHITE RUST. *Albugo tragopogonis*, NY to IA, LA, TX, WY.

---

### **THISTLE, BLESSED (*Cnicus*)**

BLIGHT, Southern. *Sclerotium rolfsii*, GA.

---

### **THISTLE, CREEPING (“Canada”) (*Cirsium arvense*)**

POWDERY MILDEW. *Golovinomyces cichoracearum*, ID, OR.

---

### **THISTLE, IVORY AND MILK (*Silybum*)**

RUST. *Puccinia punctiformis*, MD.

SMUT, Biological Control. *Microbotryum silybum*, MD.

---

### **THISTLE MUSK (*Carduus thoermeri*)**

RUST. *Puccinia carduorum*, CA, MO, NV, OK, VA.

---

### **THLASPI**

LEAF SPOT. *Alternaria brassicicola*, NY.

---

### **THOROUGHWAX (*Bupleurum*)**

NEMATODE, Root Knot. *Meloidogyne* sp., CA.

---

### **THUJOPSIS (*Hiba Arborvitae*)**

BLIGHT, Twig. *Phomopsis occulta*, CA.

---

### **THUNBERGIA (Clockvine)**

BACTERIAL Crown Gall. *Agrobacterium tumefaciens*, CT, FL.

BACTERIAL, MLO. **Aster Yellows**, NY.

NEMATODE, Root Knot. *Meloidogyne* sp., FL.

VIRUS. **Broad Bean Wilt**, NY.

---

**THYME (*Thymus*)**

BLIGHT, Gray Mold. **Botrytis cinerea**, AK.

LEAF SPOT. **Corynespora cassiicola**, FL.

ROT, Root. **Rhizoctonia solani**, MA.

---

**TI (*Cordyline terminalis*)**

LEAF SPOT. **Phytophthora parasitica**, HI.

---

**TIBOUCHINA (Glory-Bush)**

ROT, Mushroom Root. **Clitocybe tabescens**, FL.

---

**TIDESTROMINIA**

ROT. **Macrophomina phaseolina**, AZ.

---

**TIGRIDIA (Tiger-Flower)**

BACTERIAL Scab. **Pseudomonas marginata**, MD.

NEMATODE, Bulb. **Ditylenchus dipsaci**.

ROT, Internal. **Fusarium oxysporum** f. sp. **gladioli**; storage, **Penicillium gladioli**.

VIRUS. **Tigridia Mosaic**, OR, WA.

---

**TITHONIA**

VIRUS. **Tomato Spotted Wilt-Lettuce Serotype**, GA.

---

**TOMATO (*Lycopersicon*)**

ANTHRACNOSE. **Glomerella phomoides** (*Colletotrichum coccodes*), chiefly ripe rot of fruit, sometimes on leaves, general, especially in Northeast; **Colletotrichum dematium** var. **truncata**, MS; **C. graminicola**, MS; **C. trichellum**, MS; **C. glycines**, MS; **C. gossypii**, MS.

BACTERIAL Blight. **Pseudomonas viridiflava**, FL; **P. huttiensis**, FL.

- BACTERIAL Canker. **Clavibacter michiganense**, birds-eye spot, general, most frequent in North and West, Baja, Mexico.
- BACTERIAL Crown Gall. **Agrobacterium tumefaciens**; in experiments, **A. rhizogenes**, hairy root.
- BACTERIAL, MLO. **Aster Yellows**; **Tomato Big Bud**, NY.
- BACTERIAL, Pith Rot. **Erwinia chrysanthemi**, MA; **Pseudomonas corrugata**, CA, FL, LA, MA; also Stem necrosis, FL, Mexico.
- BACTERIAL, Seedling Blight. **Bacillus polymyxa**, NY.
- BACTERIAL Soft Rot. **Erwinia aroideae** and **E. carotovora**, cosmopolitan.
- BACTERIAL Speck. **Pseudomonas syringae** pv. **tomato**, occasional East and central states, also CA, OK, TX, VA; **P. syringae** pv. **tomato** race 1, CA.
- BACTERIAL Spot. **Xanthomonas vesicatoria**, on fruit, leaves, sometimes stem cankers, northeastern, central, and southern states; **Xanthomonas campestris** pv. **vitians**, OH.
- BACTERIAL Stem Rot. **Erwinia chrysanthemi**, FL.
- BLIGHT, Aerial. **Pythium myriotylum**, FL.
- BLIGHT, Gray Mold/Stem Canker. **Botrytis cinerea**, CA, Mexico.
- BACTERIAL Wildfire. **Pseudomonas syringae** pv. **tabaci**, WI.
- BACTERIAL Wilt. **Pseudomonas solanacearum**, general, MA to IL and southward.
- BLIGHT, Blossom. **Sclerotinia** sp., CA, FL, NY, OH.
- BLIGHT, Early; Collar Rot; Fruit Rot. **Alternaria solani**, general.
- BLIGHT, Late; Fruit Rot. **Phytophthora infestans**, general in humid regions and seasons, especially East and Southeast.
- BLIGHT, Southern. **Sclerotium rolfsii**, VA to FL and TX, CA, occasional in North.
- BROOMRAPE. **Orobanche ludoviciana**, WY; **O. racemosa**, CA, NJ, NY.
- CANKER, Stem. **Helminthosporium** sp., TX; **Myrothecium roridum**, also fruit rot, OH, TX, VA, WI.
- DAMPING-OFF. **Rhizoctonia solani**, also collar rot, stem canker, cosmopolitan; **Pythium** spp., cosmopolitan.
- DODDER. **Cuscuta** spp., CA, ID, MD, NY, TX.
- DOWNY MILDEW. **Peronospora tabacina**, GA, NC, SC.
- FRUIT SPOT. **Pullularia pullulans**, WV.
- LEAF SPOT. **Ascochyta lycopersici**, DE, FL, NJ, NC, OR, VA, WI; **Septoria lycopersici**, general except Northwest; **Phyllosticta hortorum**, NY; **Cercospora** spp.; **Stemphylium solani**, gray leaf spot, FL, GA, IN, LA,

NJ, NC, SC, TN, TX, VA; **S. floridanum**; **Cladosporium oxysporum**, NY; **Cristulariella moricola**, NY.

LEAF SPOT, Target, fruit necrotic pit, freckles. **Corynespora cassicola**, FL.

MOLD, Leaf. **Botryosporium pulchrum**, PA, TX; **Chaetomium bostrychodes**, TX; **Cladosporium fulvum**, general under glass, occasional outdoors, IA.

NEMATODE, Awl. **Dolichodorus heterocephalus**.

NEMATODE, Dagger. **Xiphinema americanum**.

NEMATODE, Golden. **Heterodera rostochiensis** (*Globodera rostochiensis*); tobacco cyst, **H. tabacum**; soybean cyst, **H. glycines**, IA, MN, OH.

NEMATODE, Lance. **Hoplolaimus coronatus**.

NEMATODE, Lesion. **Pratylenchus pratensis**, MD, NJ.

NEMATODE, Reniform. **Rotylenchulus reniformis**.

NEMATODE, Root Knot. **Meloidogyne arenaria** var. **thamesi**; **M. hapla**, Pacific Northwest; **M. incognita**; **M. javanica**; **M. chitwoodi**, Pacific Northwest; **M. floridensis**, FL.

NEMATODE, Spiral. **Helicotylenchus nannus**.

NONPARASITIC. **Blossom-End Rot**. Unbalanced moisture and calcium deficiency, general.

**Blotchy Ripening**. Malnutrition, potassium deficiency.

**Catface**. Fruit abnormalities from growth disturbances.

**Cloudy Spot**. Feeding punctures of plant bugs.

**Cuticle Crack**. Of green fruit; high soil moisture and air temperature.

**Fasciation**. Genetic abnormality. Unbalanced nutrition.

**Leafroll**. Excessive soil moisture with starch congestion in leaves.

**Oedema**. Leaf hypertrophy from excessive water absorption and reduced transpiration.

**Pockets**; **Puffing**. Fruit defect from factors adversely affecting pollination and growth.

**Psyllid Yellows**. Toxemia from psyllid feeding. western states.

**Russetting**. Mite injury.

**Sunscald**. Fruit injury in heat on plants defoliated by disease.

**Walnut Wilt**. Toxemia from root excretions of walnut trees.

POWDERY MILDEW. **Erysiphe polygoni**, on seedlings indoors, NC; **Erysiphe** sp., CT, FL, NJ, NY, Canada; **Leveillula taurica**, AZ, CA, UT; **Oidiopsis taurica**, CA; **Oidium** sp., CA; **O. neolycopersici**, FL.

- ROT, Black Root. **Thielaviopsis basicola**, CA.
- ROT, Brown, Root. **Pyrenochaeta lycopersici**, MA.
- ROT, Buckeye; Stem Rot. **Phytophthora parasitica**, MA to FL, AZ, CA, IL, TX; **P. cactorum**, NY, PA, WI; **P. capsici** United States, Mexico; **P. cryptogea**; **P. drechsleri**.
- ROT, Charcoal. **Macrophomina phaseoli**, CA, TX.
- ROT, Fruit. **Alternaria** sp., black mold; **Aspergillus** spp., green and yellow mold; **Alternaria alternata**, NY; **Brachysporium tomato**, KS, TX; **Cladosporium herbarum**, green mold; **Diaporthe phaseolorum**, MS, TX; **Diplodia theobromae**, AL; **Glomerella cingulata**, FL, LA, ME, MI, NJ, NY; **Isaria clonostachoides**, VA; **Mucor mucedo**, MD; **Nematospora coryli**, cloudy spot, CA, FL, GA; **Nigrospora oryzae**, CA; **Oospora lactis**, sour rot, cosmopolitan; **Phoma destructiva**, black spot, nearly general; **Pleospora lycopersici**, CA; **Rhizopus stolonifer**, cosmopolitan in transit; **Sclerotinia minor**, TX; **Sporotrichum** sp., IN, TX; **Trichothecium roseum**, MD, NC, OH; **Gibberella zeae**; **Phoma** sp.; **Myrothecium** sp.; **Eremothecium coryli**, CA.
- ROT, Gray Mold; Ghost Spot. **Botrytis cinerea**, occasional on foliage, fruit, stems.
- ROT, Nailhead Spot. **Alternaria tomato**, on fruit, stems, CT to FL, ND, TX.
- ROT, Root. **Aphanomyces cladogamus**; **Colletotrichum atramentarium**, black dot; **Pyrenochaeta terrestris**, secondary, IA, IL, NJ; **Phymatotrichum omnivorum**, AZ, OK, TX; **Plectospora myriandra**, VA; **Thielaviopsis basicola**, TX.
- ROT, Root. **Fusarium oxysporum**, FL, NE, NH, OH, (different from wilt); **F. oxysporum** f. sp. **radicis**, crown, FL, NH, OH, PA, TX. Also **F. oxysporum** f. sp. **radicis-lycopersici**, TX.
- ROT, Root (and stunting of seedlings). **Pythium myriotylum** and **P. arrhenomanes**, FL.
- ROT, Root and Wilt. **Colletotrichum coccodes**, CA.
- ROT, Stem, Fruit. **Sclerotinia sclerotiorum**, occasional in greenhouses and in South; **Pythium myriotylum**.
- SCAB, Powdery. **Spongospora subterranea**, PA.
- VIRUS. **Tobacco Mosaic**, general, strains causing fernleaf and internal browning of fruit; **Cucumber Mosaic**, also causing shoestring; **Beet Curly Top**; **Western Yellow Blight**; **Tomato Aspermy**, AZ; **Tomato Ring Mosaic**; **Tomato Ring Spot**; **Tomato Spotted Wilt**, OK, TN;



**Tomato Streak** (Tobacco Mosaic plus Potato Virus X); **Tomato Yellow Net**; **Tomato Yellow Top**; **Witches' Broom**; **Tobacco Etch**, may cause severe mosaic; **Rugose Mosaic** (due to Potato Mottle Virus and Potato Virus Y); **Pseudo Curly Top**, FL; **Tobacco Streak**, CA; **Tomato Mosaic**, CA; **Tomato Mottle**, FL, SC, TN, VA; **Tomato Infectious Chlorosis**, CA; **Tomato Bushy Stunt**, CA; **Tomato Black Ring**; **Tomato Pseudo Curly Top**, FL; **Tomato Top Necrosis**, IL, IN, MO; **Tomato Yellow Leaf Curl Begomovirus**, CA, FL, GA, LA, MS, NC, SC, Sinaloa, Mexico; **Potato Spindle Tuber Viroid**, MD; **Serrano Golden Mosaic**, AZ; **Potato Leafroll**, Pacific Northwest; **Pepper Golden Mosaic**, CA, Mexico; **Pepino Mosaic**, AZ, CO, TX, Ontario Canada; **Tomato Chino La Paz**, Baja CA, Mexico.; **Tomato Severe Leaf Curl Begomovirus**, Mexico.

WART. **Synchytrium endobioticum**, PA (see under Galls).

WILT. **Fusarium oxysporum** f. sp. **lycopersici**, general, Mexico, Race 3, FL, TN; **Verticillium albo-atrum**, occasional in all regions.

Choose tomato varieties resistant to Fusarium wilt; purchase seed certified free from virus disease. In setting seedlings discard any showing galls of root-knot nematodes. Do not smoke while handling, and do not use tobacco stems as a mulch, although other mulches are helpful. Spray for late blight and other foliage diseases. State and federal agencies give warning when late blight is imminent and it is time to start spraying. See USDA Agricultural Handbook 203 for an excellent discussion of tomato diseases with fine illustrations.

---

## **TOMATILLO (*Physalis ixocarpa*)**

VIRUS. **Tomato Spotted Wilt**, FL.

---

## **TORENIA**

NEMATODE, Root Knot. **Meloidogyne** sp., MD.

POWDERY MILDEW. **Oidium** sp., LA.

---

## **TORREYA**

LEAF SPOT. **Phomopsis** sp.

NEEDLE SPOT. **Fusarium lateritium**, FL.

NEEDLE SPOT, CANKER STEM. **Pestalotiopsis microspora**, FL.

---

### **TRADESCANTIA (Wandering Jew, Spiderwort)**

BLIGHT, Gray Mold. **Botrytis cinerea**, AK.

LEAF SPOT. **Cladochytrium replicatum**, NY, secondary; **Colletotrichum** sp., NJ, TX; **Cylindrosporium tradescantiae**, IA; **Septoria tradescantiae**, WI to TX, SD.

NEMATODE, Root Knot. **Meloidogyne** sp., OR, TX.

RUST. **Uromyces commelinae** (II, III), TX.

VIRUS. **Tomato Spotted Wilt**, PA; **Tradescantia zebrina**, MN.

---

### **TRAUTVETTERIA (False Bugbane)**

DOWNY MILDEW. **Peronospora ficariae**, TN.

LEAF SPOT. **Septoria trautvetteriae**, WV.

RUST. **Puccinia pulsatillae**, ID, OR, WA.

SMUT, Leaf and Stem. **Urocystis anemones**, UT.

---

### **TREE-POPPY (*Dendromecon*)**

SMUT, Leaf. **Entyloma eschscholtziae**, CA.

---

### **TREE-TOMATO (*Cyphomandra*)**

BACTERIAL Canker. **Clavibacter michiganense**, CA.

POWDERY MILDEW. **Oidium** sp., MD.

---

### **TREFOIL, BIRDSFOOT (*Lotus*)**

DECAY; Rot. Root, Stem. **Mycoleptodiscus terrestris**, DE, WI.

LEAF SPOT. **Cercospora zebrina** (clover isolate), NC.

RUST. **Uromyces** sp., PA, rust pustules were colonized by **Sphaerellopsis filum**.

---

### **TRILLIUM (Wake-Robin)**

BLIGHT, Leaf. **Ciborinia trillii**.

BLIGHT, Tuber Storage Rot. **Sclerotinia sclerotiorum**, LA.

LEAF SPOT. **Colletotrichum peckii**, NY to NC, IL, MN; **Gloeosporium trillii**, CA, OR, WA; **Heterosporium trillii**, WA; **Phyllosticta trillii**, NY, PA, WA, WI; **Septoria trillii**, New England to OK, SC, WI.

ROT, Stem. **Sclerotium rolfsii**, NH, PA.

RUST. **Uromyces halstedii** (0, I), IL, NY; II, III on *Spartina*.

SMUT, Leaf. **Urocystis trillii**, ID, OR.

---

### TRITONIA (*Montbretia*)

BLIGHT, Leaf. **Alternaria** sp., secondary, NH; **Heterosporium** sp., OR, WA.

BLIGHT, Southern. **Sclerotium rolfsii**, CA.

ROT, Corm. **Fusarium oxysporum** f. sp. **gladioli**, yellows; **Stromatinia gladioli**, in commercial stocks.

VIRUS. **Iris Mosaic**, CA, OR.

---

### TROLLIUS (*Globeflower*)

LEAF SPOT. **Ascochyta** sp., NY; **Cylindrosporium montenegrinum**, WY; **Phyllosticta trollii**, WY.

SMUT, Leaf and Stem. **Urocystis anemones**, MD, NY.

---

### TROPICAL SODA APPLE (*Solanum viarum*)

NEMATODE, Root Knot. **Meloidogyne arenaria**, FL.

---

### TRUMPETVINE, TRUMPET-CREEPER (*Campsis*)

LEAF SPOT. **Cercospora duplicata**, LA; **Mycosphaerella tecomae** (*Cercospora sordida*), general; **Phyllosticta tecomae**, MS; **Myrothecium roridum**, TX; **Septoria tecomae**, OK, TX, WV.

MISTLETOE. **Phoradendron serotinum** (**flavescens**), TX.

POWDERY MILDEW. **Golovinomyces cichoracearum**, IL; **Microsphaeraalni**, MD to AL, IN, TX.

ROT, Root. **Phymatotrichum omnivorum**, TX.

---

## TUBEROSE (*Polianthes*)

BACTERIAL Soft Rot. **Erwinia carotovora**, NC.

BLIGHT, Leaf and Flower Spot. **Botrytis elliptica**, CA.

LEAF SPOT. **Cercospora** sp., TX; **Helminthosporium** sp., also stem spot, TX.

NEMATODE, Root Knot. **Meloidogyne** sp., CA, FL, NC, TX, VA.

ROT, Root. **Pythium debaryanum**, TX; **Rhizoctonia solani**, NC.

---

## TULIP (*Tulipa*)

ANTHRACNOSE. **Gloeosporium thuemense** f. sp. **tulipi**, CA.

BACTERIAL Soft Rot. **Erwinia carotovora**, WA.

BLIGHT, Botrytis; Tulip Fire. **Botrytis tulipae**, general except for South and Southwest; **B. cinerea**, sometimes secondary.

BLIGHT, Southern; Bulb and Stem Rot. **Sclerotium rolfsii**, CA, CT, NY, OR.

NEMATODE, Bulb. **Ditylenchus dipsaci**, NY.

NONPARASITIC. **Chalking**, stone disease. Immaturity of bulbs or injury at digging.

**Topple**, Sugarstem. Collapse of flower stem, often from calcium deficiency.

ROT, Basal. **Fusarium** sp., OK, WA.

ROT, Black. **Sclerotinia sclerotiorum**, WA.

ROT, Bulb. **Penicillium** spp., blue mold; **Aspergillus** spp., black mold, cosmopolitan; **Rhizopus stolonifer**, mushy rot, cosmopolitan; **Sclerotinia** sp., ME, OH, WA; **S. sativa**, MD, NY; **Pythium ultimum**, secondary.

ROT, Gray Bulb. **Rhizoctonia tuliparum**, Northeast, Pacific states.

ROT, Root, Stem, Bulb. **Rhizoctonia solani**, MA, NY, WA.

ROT, Stem; Flower Spot. **Phytophthora cactorum**, CA, IA, NJ, PA, SC, WA.

VIRUS. **Tulip Breaking** (Lily Latent Mosaic and Tulip Color-adding), general; **Tobacco Necrosis**, WI.

Botrytis blight is extensive with tulips. In a wet spring, leaves are blasted, buds blighted, and open flowers covered with spots, followed by the familiar gray mold. Sanitary measures are all-important, for the sclerotia survive in the soil, ready to blight new, healthy bulbs. Cut off fading flowers into a paper

bag. Gradual running out of tulips may be due to virus disease. Breaking of flowers, once considered a desirable ornamental character, is now recognized as a disease that may be harmful in the long run. Unless aphids are controlled, the virus will spread from variegated to solid-color plantings in the garden.

## TULIP-TREE, YELLOW POPLAR (*Liriodendron*)

BACTERIAL Root Lesion. *Pseudomonas* sp., OR.

BLIGHT, Seedling. *Rhizoctonia solani*, OH, VA.

CANKER. *Dothiorella* sp., PA; *Myxosporium* spp., NY; *Nectria* sp., WV to NC, TN; *Fusarium solani*, SC.

LEAF SPOT. *Cylindrosporium cercosporioides*, MD, WV; *Gloeosporium liriodendri*, CT to NJ, TX; *Mycosphaerella liriodendri*, GA, MI; *M. tulipiferae*, Middle Atlantic and Gulf states; *Phyllosticta liriodendrica* (conidial stage of *Mycosphaerella*), widespread; *Ramularia liriodendri*, AL, DE.

LEAF SPOT, Tar, Black. *Ectostroma liriodendri*, widespread; *Rhytisma liriodendri*, CA, TX, VA.

NEMATODE, Lesion. *Pratylenchus pratensis*, TX.

POWDERY MILDEW. *Phyllactinia corylea*, NY to AL, MO; *Erysiphe polygona*, widespread.

ROT, Heart. *Collybia velutipes*, WV; *Ganoderma applanatum*, occasional.

ROT, Root. *Armillaria mellea*, VA; *Phymatotrichum omnivorum*, TX; *Cylindrocladium liriodendri*, CA.

ROT, Sapwood; Wood. *Daedalea extensa* and *D. unicolor*, sometimes on standing trees; *Daldinia vernicosa*, cosmopolitan; *Polyporus* spp.; *Schizophyllum commune*, wound rot; also many stain and timber rots.

ROT, Seedling Collar. *Cylindrocladium scoparium*, NJ, NC, TN.

SOOTY MOLD. *Capnodium elongatum*, cosmopolitan.

VIRUS. Chlorotic ringspot and vein banding, NC, SC.

The most conspicuous fungus on ornamental tulip-trees is the black sooty mold growing in copious honeydew secreted by tulip-tree aphids and scales. In hot, dry weather leaves sometimes turn yellow and drop prematurely. Leaf spots are seldom serious enough for treatment.

## TUNG TREE (*Aleurites*)

ANTHRACNOSE. *Glomerella cingulata*, FL.

BLIGHT, Southern. *Sclerotium rolfsii*, TX.

BLIGHT, Thread. *Pellicularia koleroga*, FL, LA, MS, TX; Web, *P. filamentosa*, LA, MS.

CANKER; DIEBACK; Nut Rot. *Botryosphaeria ribis*, GA, LA; *Physalospora rhodina*, FL, LA, MS, TX.

CANKER, Felt Fungus. *Septobasidium pseudopedicellatum*, LA.

LEAF SPOT. *Cercospora websteri*, MS; *Gloeosporium aleuriticum*, MS; *Phyllosticta* sp., FL, GA, *Cristulariella pyramidalis*, FL.

LEAF SPOT, Angular. *Mycosphaerella (Cercospora) aleuritidis*, MS.

NEMATODE, Root Knot. *Meloidogyne* sp., AL, FL, MS.

NONPARASITIC. **Chlorosis**. Copper or potassium deficiency, FL.

**Frenching**. Manganese deficiency, FL.

**Bronzing**. Zinc deficiency, FL.

**Wetwood**. Alcoholic slime flux. Perhaps bacterial in part.

**White Seed**. Genetic abnormality.

ROT, Root, Collar. *Clitocybe tabescens*, serious throughout tung belt;

*Cephalosporium* sp., LA; secondary; *Phytophthora cinnamomi*, LA.

ROT, Root; Collar Rot. *Cylindrocladium scoparium*, *C. crotalariae*, *C. floridanum*, MS.

Spraying is usually necessary for thread blight and nut rot.

## TUPELO, SOUR GUM, BLACK GUM (*Nyssa*)

ANTHRACNOSE. *Colletotrichum acutatum*, GA.

BLIGHT, Thread. *Pellicularia koleroga*, LA.

CANKER. *Nectria galligena*, CT; *Strumella coryneoidea*, northern Appalachians; *Botryosphaeria ribis*, IL; *Fusarium solani*, LA.

CANKER, Felt Fungus. *Septobasidium* spp., NJ to Gulf states.

LEAF SPOT. *Actinopelte dryina*, AL, IL, OK; *Cercospora nyssae*, TX; *Mycosphaerella nyssaeicola*, MA to GA, MI; *Phyllosticta nyssae*, southeastern states to TX.

MISTLETOE. *Phoradendron serotinum (flavescens)*, FL, IN, MD, TX.

ROT, Heart. *Ganoderma applanatum*; *Fomes connatus*, CT; *Hericium erinaceus*, NC.

ROT, Root. *Phymatotrichum omnivorum*, TX.

ROT, Wood. **Daedalea confragosa**; **D. unicolor**, occasional; **Lentinus** spp., cosmopolitan; **Polyporus** spp.; **Stereum** spp.; **Trametes rigida**, Gulf states.

RUST. **Aplopsora nyssae** (II, III), MD to AL, TX.

WILT, Seedling. **Phytophthora cactorum**, MO.

---

## TUPIDANTHUS

LEAF SPOT. **Alternaria panax**, CA.

---

## TURNIP (*Brassica rapa*)

ANTHRACNOSE. **Colletotrichum higginsianum**, NY to FL, TX.

BACTERIAL Black Rot. **Xanthomonas campestris**, ME to FL, MN, TX.

BACTERIAL Crown Gall. **Agrobacterium tumefaciens**, KS.

BACTERIAL Soft Rot. **Erwinia carotovora**, general in field, transit, storage.

BACTERIAL Spot. **Pseudomonas maculicola**, CT, GA, MA, TX; **Xanthomonas vesicatoria** pv. **raphani**, IN.

BACTERIAL Leaf Spot. **Pseudomonas syringae** pv. **maculicola**, OH.

BLACKLEG. **Phoma lingam**, CT, MA, WA.

BLIGHT, Southern. **Sclerotium rolfsii**, FL, TX.

CLUB ROOT. **Plasmodiophora brassicicola**, ME to NC, CA, CO, MN, TX, WA.

DAMPING-OFF. **Pythium ultimum**, WI; **Rhizoctonia solani**, also root, stem and storage rot, general.

DOWNY MILDEW. **Peronospora parasitica**, MA to FL, IL, TX.

LEAF SPOT. **Alternaria brassicae**, gray leaf spot, general; **A. oleracea**, black leaf spot, CT, FL, MD, MA, NJ, NC, TX; **Alternaria raphani**, AZ; **Cercospora brassicicola**, AL, FL, GA, MS; **Mycosphaerella brassicicola**, ring spot, OR; **Phyllosticta** sp., TX, WV; **Ramularia** sp., AL, FL, WA; **Septomyxa affine**, AL.

LEAF SPOT; White Spot. **Cercospora brassicae**, MA to FL, IN, OR, TX; **Pseudocercospora capsellae**, CA.

MOLD, Seed. **Alternaria tenuis**, cosmopolitan; **Stemphylium botryosum**, occasional; **Curvularia inaequalis**.

NEMATODE, Root. **Pratylenchus pratensis**, MD.

NEMATODE, Root Knot. **Meloidogyne** spp., AL, AZ, FL, OR, TX.  
NONPARASITIC. **Brown Heart**. Boron deficiency, CA, MA, MN, VA, WI.  
POWDERY MILDEW. **Erysiphe polygoni**, northeastern states to CA, FL, TX, WA; **Erysiphe cruciferarum**, WY.  
ROT, Root. **Phymatotrichum omnivorum**, TX; **Pythium** sp., NY.  
ROT, Watery Soft. **Sclerotinia sclerotiorum**, CT, MD, MS, TX, WA.  
SCAB. **Streptomyces scabies**, CT, MI, NJ, Canada.  
SCAB ACID. **Streptomyces acidiscabies**, ME.  
VIRUS. **Turnip Mosaic**, AL; **Beet Curly Top**, CA; **Radish Mosaic**.  
WHITE RUST; White Blister. **Albugo candida**, general.  
WILT; Yellow. **Fusarium oxysporum** f. sp. **conglutinans**, IN, MS, TX.  
The control of turnip diseases is about the same as for cabbage and other crucifers.

---

### **TURPENTINE TREE (*Syncarpia*)**

NEMATODE, Root Knot. **Meloidogyne** sp., FL.

---

### **TURTLE-HEAD (*Chelone*)**

LEAF SPOT. **Septoria mariae-wilsonii**, ME to PA, OH, WI.  
POWDERY MILDEW. **Golovinomyces cichoracearum**, and **Erysiphe polygoni**, widespread.  
RUST. **Puccinia andropogonis** var. **penstemonis** (0, I), CT, MA, NJ, NY, PA, TN; II, III on *Andropogon*; **P. chelonis** (III), OR, WA.  
VIRUS. **Tomato Spotted Wilt**, PA.

---

### **UDO (*Aralia cordata*)**

BLIGHT. **Alternaria** sp., DE, NJ.  
ROT, Stem. **Sclerotinia sclerotiorum**, MD.  
WILT. **Verticillium albo-atrum**, ME, PA.

---

### **UMBRELLA-PINE (*Sciadopitys*)**

BLIGHT, Twig. **Diplodia pinea**, NJ.  
LEAF SPOT. **Phyllosticta** sp., RI; **Cytospora** sp., OR.



ROT, Root; Damping-off. **Rhizoctonia solani**, CT.

ROT, Root; Wilt. **Phytophthora cinnamomi**, VA.

---

### UMBRELLAWORT (*Oxybaphus*)

DOWNY MILDEW. **Peronospora oxybaphi**, KS, SD.

LEAF SPOT. **Ascochyta oxybaphi**, IA, WI; **Cercospora oxybaphi**, IL, IA, KS, NE, OH, TX.

ROT, Root. **Phymatotrichum omnivorum**, TX.

WHITE RUST. **Albugo platensis**, AL.

---

### UNICORN-PLANT, PROBOSCIS-FLOWER (*Proboscidea*)

BLIGHT, Southern. **Sclerotium rolfsii**, TX.

LEAF SPOT. **Cercospora beticola**, IA, KS, OK, TX, WI.

NECROSIS, Vascular. **Verticillium dahliae**, NM.

ROT, Root. **Phymatotrichum omnivorum**, TX.

ROT, Stem. **Sclerotinia sclerotiorum**, MA.

VIRUS. **Bean Yellow Mosaic Virus**, NY. Also susceptible to **Cucumber Mosaic**, **Tobacco Etch**, **Tobacco Mosaic**, **Tobacco Necrosis**, **Tobacco Ring Spot**, **Tomato Ring Spot**, **Alfalfa Mosaic**, **Broad Bean Wilt**, **Lettuce Mosaic**, **Pea Seedborne Mosaic**, **Potato Virus Y**, **Turnip Mosaic**, **Watermelon Mosaic**.

---

### UVULARIA (Bellwort, Merry-Bells)

LEAF SPOT. **Sphaeropsis cruenta**, CT, IL, IN, IA, MO, NY, VA, WI.

RUST. **Puccinia sessilis** (0, I), DE, IA, MN, MO, NY, ND, WI; **Uromyces acuminatus** var. **magnatus** (0, I), MS, WI.

---

### VALERIAN, GARDEN HELIOTROPE (*Valeriana*)

LEAF SPOT. **Ramularia centranthi**, CA; **Septoria valerianae**, WI.

POWDERY MILDEW. **Golovinomyces cichoracearum**, CO, UT.

ROT, Root. **Rhizoctonia solani**, NY.

ROT, Stem. **Sclerotinia rolfsii**, CT, NJ.

RUST. **Puccinia commutata** (0, I, III), NY, OR; **P. dioicae** (0, I), CO, NM, UT; II, III on *Carex*; **P. valerianae** (II, III), AK.

---

### **VALERIAN, RED, JUPITERS-BEARD (*Centranthus*)**

LEAF SPOT. **Ramularia centranthi**, CA.

---

### **VALERIANELLA (Corn-Salad or Lamb's Lettuce)**

GALL, Leaf. **Synchytrium aureum**, MS.

LEAF SPOT. **Septoria valerianellae**, MS, TX.

POWDERY MILDEW. **Golovinomyces orontii**, CA.

ROT, Root. **Phymatotrichum omnivorum**, TX; **Thielaviopsis basicola**, PA.

ROT, Stem and Crown. **Sclerotinia minor**, CA.

---

### **VANCOUVERIA**

LEAF SPOT. **Phragmodothis berberidis**, CA; **Ramularia vancouveriae**, CA, OR.

---

### **VANILLA**

BLACK MILDEW. **Lembosia rolfsii**, FL.

LEAF SPOT; Pod Spot. **Botryosphaeria vanillae**, FL; **Volutella vanillae**, FL.

---

### **VANILLA-LEAF (*Achlys*)**

LEAF SPOT. **Ascochyta achlyicola**, WA; **Stagonospora achlydis**, OR.

---

### **VELVET BEAN (*Stizolobium*)**

BACTERIAL Spot. **Pseudomonas syringae**, IN; **P. stizolobii**, NC.

BLIGHT, Southern. **Sclerotium rolfsii**, AL, FL, GA.

LEAF SPOT. **Cercospora stizolobii**, AL, FL, GA, NC, SC; **Mycosphaerella cruenta**, GA; **Phyllosticta macunae**, AL.

NEMATODE, Root Knot. **Meloidogyne** spp., CA, TX.

ROT, Pod Spot. **Fusarium** sp., TX.

ROT, Root. **Phymatotrichum omnivorum**, AZ, TX; **Phytophthora parasitica**, FL.

---

### VENUS'S FLYTRAP (*Dionaea muscipula*)

ROT, ROOT. **Phytophthora cinnamomi**, NC.

---

### VERATRUM (False-Hellebore)

LEAF SPOT. **Ascochyta veratrina**, WA; **Cylindrosporium veratrinum**, CA, NY, UT, VA, WA; **Cercospora terminalis**, NY; **Phyllosticta melanoplaca**, CA, CT, ID, UT.

LEAF SPOT, Tar. **Phyllachora melanoplaca**, NY.

RUST. **Puccinia atropuncta** (II, III), MO, NC, OK, TN, VA, WV; 0, I on composites; **P. veratri**, widespread; 0, I on *Epilobium*.

---

### VERBASCUM

BACTERIAL, Proliferation. **Rhodococcus fascians**, OR.

---

### VERBENA, GARDEN (*Verbena hortensis*)

BLIGHT, Flower. **Botrytis cinerea**, MA.

NEMATODE, Root Knot. **Meloidogyne** sp., MD.

POWDERY MILDEW. **Golovinomyces cichoracearum**, general.

ROT, Charcoal. **Macrophomina phaseoli**, OK.

ROT, Root. **Phymatotrichum omnivorum**, TX; **Rhizoctonia solani**, NY; **Thielaviopsis basicola**, PA.

VIRUS. **Broad Bean Wilt**, FL; **Nemesia Ring Necrosis Tymovirus**, CA; **Angelonia Flower Break Carmovirus**.

---

### VERBENA (Native Species)

BLIGHT, Web. **Rhizoctonia solani**, LA.

BREAK CARMOVIRUS.

BROOMRAPE. **Orobanche ramosa**, TX.

DODDER. **Cuscuta arvensis**, OK.

DOWNY MILDEW. **Plasmopara halstedii**, NM.

LEAF SPOT. **Ascochyta verbenae**, WI; **Cercospora verbenicola**, AL, LA, TX; **Phyllosticta texensis**, TX; **Septoria verbenae**, VT to MS, SD, TX.

POWDERY MILDEW. **Golovinomyces cichoracearum**, general.

ROT, Root. **Phymatotrichum omnivorum**, TX.

RUST. **Puccinia aristidae** (0, I), AZ; II, III on grasses; **P. vilfae** (0, I), IN to OK, SD; II, III on *Sporobolus*.

VIRUS. **Bean Yellow Mosaic**, CA; **Bidens Mottle**, FL; **Clover Yellow Mosaic**, FL; **Tomato Spotted Wilt**, GA; **Nemesia Ring Necrosis Tymovirus**, CA; **Angelonia Flower Break Carmovirus**.

---

### **VERBENA (*Nemesia diascia*)**

NEMESIA RING NECROSIS. **Tymovirus**, CA; **Angelonia Flower Break Carmovirus**.

---

### **VERBESINA (Crownbeard)**

DOWNY MILDEW. **Plasmopara halstedii**, NM, TX.

LEAF SPOT. **Cercospora fulvella**, TX; **Colletotrichum** sp., also stem spot; **Phyllosticta verbesinae**, TX.

NEMATODE, Root Knot. **Meloidogyne** sp., AL.

POWDERY MILDEW. **Golovinomyces cichoracearum**, SC, TX, VA.

ROT, Root. **Helicobasidium purpureum**, TX; **Phymatotrichum omnivorum**, TX.

RUST. **Coleosporium viguierae** (II, III), AZ, FL, NC, TX; 0, I unknown; **Puccinia abrupta** (II, III), CA, TX; **P. cognata** (0, I, II, III), AR, LA, TN, TX; **P. verbesinae** (0, I, II, III), MD to AL, LA.

---

### **VERONICA (Speedwell)**

BACTERIAL, Proliferation. **Rhodococcus fascians**, OR.

DOWNY MILDEW. **Peronospora grisea**, CA, GA, KS, IL, IN, MO, NY, TX, WI.

GALL, Leaf. **Synchytrium globosum**, LA; **Sorosphaera veronicae**, CO, MS.

LEAF SPOT. *Cercospora tortipes*, WI; *Gloeosporium veronicae*, NY; *Ramularia veronicae*, OK, TX, WI; *Septoria veronicae*, CA, FL, IA, MI, OH, WI.

NEMATODE, Root Knot. *Meloidogyne* spp., FL.

POWDERY MILDEW. *Sphaerotheca macularis*, CT, IA, OR, WI.

ROT, Root and Stem. *Fusarium* sp., NJ; *Rhizoctonia solani*, IL, MD; *Phymatotrichum omnivorum*, TX.

ROT, Stem. *Sclerotium rolfsii*, CT, NJ, OH.

RUST. *Puccinia albulensis* (III), CO, MT, OR, UT, WA, WY; *P. probabilis* (II, III), NM; *P. rhaetica* (III), WA; *P. veronicarum* (III), IA, WI.

SMUT, Leaf. *Entyloma veronicae*, CO, CT, IL, IA, KS, MS, MO, NY, TX, WI; *Urocystis kmetiana*, GA.

VIRUS. *Cucumber Mosaic*, AR; *Tomato Spotted Wilt*, PA.

---

## VETCH (*Vicia*)

BLIGHT, LEAF. *Ascochyta fabae* f. sp. *vicia*, CT.

LEAF SPOT, chocolate. *Botrytis fabae*, CT.

LEAF SPOT, *Ramularia sphaeroidea* (also stem), CA.

NEMATODE, Ring. *Mesocriconema* (formerly *Criconemella*), SC.

VIRUS. *Broad Bean Severe Chlorosis*, MI; *Broad Bean Wilt*.

---

## VIBURNUM

BACTERIAL Crown Gall. *Agrobacterium tumefaciens*, PA, WA.

BACTERIAL Leaf Spot. *Pseudomonas viburni*, IL, IA, NJ.

BLIGHT. *Phytophthora ramorum*, OR, WA.

BLIGHT, Gray Mold; Shoot. *Botrytis cinerea*, MA, WA.

BLIGHT, Thread. *Pellicularia koleroga*, FL, NC.

CANKER, Stem Girdle. *Hymenochaete agglutinans*, PA.

DODDER. *Cuscuta compacta*, FL.

DOWNY MILDEW. *Plasmopara viburni*, general.

GALL, Stem; Dieback. *Phomopsis* sp., MD, NJ, NY.

LEAF SPOT. *Cercospora opuli*, IA, MS; *C. tineae*, LA; *C. varia*, general; *Helminthosporium beaumontii*, AL, TX; *Hendersonia foliorum* var. *viburni*, FL, TX; *H. tini*, LA; *Leptosphaeria tini*, LA; *Monochaetia desmazierii*, WV; *Phyllosticta lantanoides*, NY; *P. punctata*, FL, IA, WI; *P. tineae*, MD; *Ramularia viburni*, TN, WI.

LEAF SPOT. **Cristulariella pyramidalis**, MD.

LEAF SPOT, Algal. **Cephaleuros virescens**, FL, LA.

MOLD, Leaf. **Cladosporium herbarum**, OH, PA.

NEMATODE, Root Knot. **Meloidogyne** spp., CA, MD, MS.

POWDERY MILDEW. **Microsphaera alni**, general.

ROT, Root. **Clitocybe tabescens**, FL; **Corticium falactinum**, MD; **Phymatotrichum omnivorum**, TX; **Rosellinia necatrix**, CA; **Phytophthora cinnamomi** VA.

RUST. **Aecidium rubromaculans** (0, I), FL; **Coleosporium viburni** (II, III), IL, IA, MD, MI, VA, WI; 0, I unknown; **Puccinia linkii** (III), AK, ID, MI, MT, NH, WA.

SPOT ANTHRACNOSE. **Sphaceloma viburni**, CA, WA.

WILT. **Verticillium albo-atrum**, IL, IN, OR, WA.

*Viburnum carlesii* is extremely sensitive to sulfur and may be injured even by spray drift from other plants.

---

## VIDALIA SWEET ONION (*Allium*)

DOWNY MILDEW. **Peronospora destructor**, GA.

ROT, Bulb. **Botrytis tulipae**, GA.

---

## VINCA (Periwinkle, Ground-Myrtle)

BACTERIAL, MLO. **Aster Yellows**, KS, TX.

BACTERIAL Stunt. **MLO**, AR, OK.

BLIGHT, Gray Mold. **Botrytis cinerea**, CT, WA.

BLIGHT, TWIG. **Colletotrichum dematium**, FL.

CANKER; DIEBACK. **Phomopsis lirella**, CT, MD, NJ, OH, PA, VA; **Phoma** sp., OR.

DODDER. **Cuscuta indecora**, TX.

FLOWER, Spot and Blight. **Choanephora cucurbitarum**, LA.

LEAF SPOT. **Alternaria** sp., PA, TX; **Colletotrichum** sp., FL; **Macrophoma vincae**, also dieback, IL, NY; **Phyllosticta** sp., CT, GA, NJ; **P. minor**, MD, NJ, NY, VA; **P. vincae-majoris**, CA; **Septoria vincae**, NJ, NY; **Volutella vincae**, NY, PA.

MOLD, Leaf. **Cladosporium herbarum**, ME, NY, PA.

NEMATODE, Dagger. **Xiphinema americanum**, WI.

- NEMATODE, Root Knot. **Meloidogyne** sp., CA, KS, OH.  
 ROT, Root. **Phytophthora cactorum**, NC; **P. lateralis**, NC.  
 ROT, Root, Black. **Thielaviopsis basicola**, FL.  
 ROT, Root and Stem. **Rhizoctonia solani**, IL, MD, NJ, PA. **Phytophthora parasitica**, MD.  
 RUST. **Puccinia vincae** (0, I, II, III), MA, MI, NY, WA.  
 SPOT, Target. **Corynespora cassiicola**, FL.  
 VIRUS. **Cucumber Mosaic**, NJ; **Potato Yellow Dwarf**, CA; **Tomato Spotted Wilt-Impatiens Serotype**, FL, GA.  
 WILT. **Verticillium albo-atrum**, CA, OR.

---

### VINCETOXICUM (Milkvine)

- DOWNY MILDEW. **Plasmopara gonolobi**, MD to FL, TX.  
 LEAF SPOT. **Cercospora bellynckii**, TX.  
 ROT, Root. **Phymatotrichum omnivorum**, TX.  
 RUST. **Puccinia obliqua** (III), FL to KY, AZ, OK; **Uromyces asclepiadis** (II, III), IN, WV.

---

### VIOLET (*Viola odorata* and Native Species)

- ANTHRACNOSE. **Colletotrichum violae-tricoloris**, CT, MA, MS, NJ, NY, OH, PA.  
 BLIGHT, Southern. **Sclerotium rolfsii**, VA to FL, CA, CT, NY, TX, VT.  
 DOWNY MILDEW. **Bremiella megasperma**, FL, IL, IA, MN, NJ.  
 GALL, Leaf. **Synchytrium aureum**, NY, WI.  
 LEAF SPOT. **Alternaria violae**, CT to GA, TX, WI; **Ascochyta violicola**, AK; **A. violae**, IN, IA, PA, WI; **Centrospora acerina**, AK, CA; **Cercospora granuliformis**, ME to AL, OK, SD; **C. violae**, MA to FL, ND, TX; **Cryptostictis violae**, IL; **Cylindrosporium violae**, MT; **Heterosporium** sp., AK; **Marssonina violae**, MA to SC, IA, MN; **Phyllosticta violae**, MA to FL, CA, KS, MN; **P. nigrescens**, CA; **Ramularia lactea**, AK, CO, MS, MT; **R. agrestis**, NE, OR; **Septoria violae**, north-eastern and North central states to AK, FL, KS, LA; **Ciborinia violae**.  
 NEMATODE, Lesion. **Pratylenchus pratensis**.  
 NEMATODE, Root Knot. **Meloidogyne** spp., FL to CA, occasional in North.

POWDERY MILDEW. **Sphaerotheca macularis**, CA, CO, ND, OR, WI, WY.

ROT, Root. **Fusarium oxysporum** f. sp. **aurantiacum**, FL, MS, OH; **Helicobasidium purpureum**, TX; **Phymatotrichum omnivorum**, TX; **Rhizoctonia solani**, FL, IL, MN, MS, NY; **Thielaviopsis basicola**, CT to MS, KS, MA, OH.

ROT, Wet; Gray Mold. **Botrytis cinerea**, AK, MD, OH.

RUST. **Puccinia violae** (0, I, II, III), general; **P. effusa** (III), CA; **P. ellisiana** (0, I), northeastern and North central states to AL, NM, WY; II, III on *Andropogon*; **P. fergussoni** (III), AK, CO, MT, UT; **Uromyces andropogonis**, (0, I), MS, NJ, NC, PA, TN, WV; II, III on *Andropogon*.

SOOTY MOLD. **Scorias spongiosa**, ME.

SPOT ANTHRACNOSE; Scab. **Sphaceloma violae**, ME to FL, KS, LA, OH, WA.

SMUT, Leaf and Stem. **Urocystis violae**, AK, CA, MN, TX, UT.

VIRUS. **Beet Curly Top**, TX.

Spot anthracnose is an important violet disease in many gardens with disfiguring scabby lesions on stems and leaves.

---

### VIPERS-BUGLOSS (*Echium*)

LEAF SPOT. **Cercospora echii**; **Stemphylium** sp., NY.

ROT, Root. **Rosellinia** sp., CA.

ROT, Stem. **Sclerotinia sclerotiorum**, ND.

---

### VIRGINIA CREEPER (*Parthenocissus quinquefolia*)

BLIGHT, Thread. **Pellicularia koleroga**, FL.

CANKER; DIEBACK. **Coniothyrium fuckelii**, WV; **Cladosporium** sp., NJ.

DOWNY MILDEW. **Plasmopara viticola**, AL, IA, ME, MN, NJ, NY, TX, WI.

LEAF SPOT. **Cercospora ampelopsidis**, widespread; **C. psedericola**, IL, VA; **Guignardia bidwellii** f. sp. **parthenocissi**, general; **Phloeospora ampelopsidis**, IL, IA, NE, WI.

PARASITIC LICHEN. **Strigula elegans** and **S. complanata**, LA, southern US.

POWDERY MILDEW. **Uncinula necator**, general.



ROT, Root. **Helicobasidium purpureum**, TX; **Phymatotrichum omnivorum**, TX.

SPOT ANTHRACNOSE. **Elsinoë parthenocissi**, FL, MO, NH, PA.  
The Guignardia leaf spot is commonly disfiguring in a wet season.

---

### **VITEX (*Chaste-Tree*)**

LEAF SPOT. **Cercospora viticis**, LA, TX.

ROT, Root. **Phymatotrichum omnivorum**, TX.

---

### **WAHLENBERGIA (*Southern Rockbell*)**

VIRUS. **Tomato Spotted Wilt**, GA.

---

### **WALLFLOWER (*Cheiranthus*)**

BACTERIAL, MLO. **California Aster Yellows**, CA.

BLIGHT, Gray Mold. **Botrytis cinerea**, AK, WA.

LEAF SPOT. **Heterosporium** sp., OK.

ROT, Crown. **Rhizoctonia solani**, NJ.

WHITE BLISTER. **Albugo candida**, MN.

---

### **WALLFLOWER, WESTERN (*Erysimum*)**

CLUB ROOT. **Plasmodiophora brassicae**, NJ.

DOWNY MILDEW. **Peronospora parasitica**, CO, ID, IA.

LEAF SPOT. **Cercospora erysimi**, WI.

POWDERY MILDEW. **Erysiphe polygoni**, CA.

ROT, Root. **Rhizoctonia solani**, TX.

RUST. **Puccinia aristidae** (0, I), AZ, CO, ND, NE, UT; **P. consimilis** (I, III), MT; **P. holboellii** (0, III), CO.

VIRUS. **Tomato Spotted Wilt**, CA.

WHITE RUST; White Blister. **Albugo candida**, ID, OR, TX.

**WALNUT (*Juglans*)****(Includes Butternut, Black, English, and Japanese Walnuts)**

- ANTHRACNOSE; Leaf Spot. **Gnomonia leptostyla** (*Marssonina juglandis*), general.
- BACTERIAL Blight. **Xanthomonas juglandis**, NY to GA, TX, and Pacific Coast, especially on English (Persian) walnut.
- BACTERIAL Canker. **Erwinia nigrifluens**, CA; **E. rubrifaciens**, phloem canker, CA; **Sirococcus clavignenti-juglandacearum**, NC.
- BACTERIAL Crown Gall. **Agrobacterium tumefaciens**, occasional.
- BLIGHT, Leaf. **Cylindrosporium juglandis**, AL and TN to TX, CA.
- BLIGHT, Seedling. **Sclerotium rolfsii**, TX.
- CANKER; Branch Wilt. **Hendersonula toruloidea**, connected with sunburn.
- CANKER; DIEBACK. **Diplodia juglandis**, widespread; **Dothiorella gregaria**, CA; **Exosporina fawcetti**, wilt, CA; **Melanconis juglandis**, widespread, especially in East; **Nectria** spp., widespread; **N. galligena**; **Cytospora** sp., AZ.
- CANKER; Felt Fungus. **Septobasidium curtisii**, NC.
- CANKER, Stem. **Fusarium solani**, KS.
- LEAF SPOT. **Cercospora juglandis**, KS, MA; **Phloeospora multimaculans**, TX; **Marssonina californica**, CA; **Ascochyta juglandis**, ring spot; **Grovesinia pyramidalis**, IL, IA, MN, OH, WV; **Mycosphaerella juglandis**, IL, IN, IA, NC.
- LEAF SPOT. **Cristulariella pyramidalis**, IL. Also on *Bidens frondosa* (beggar-ticks), *Campsis radicans* (trumpet vine), *Chenopodium ambrosioides* (Mexican tea), *Commelina diffusa* (dayflower), *Cuphea petiolota* (blue waxweed), *Desmodium canescens* (tick clover), *Eupatorium coelestinum* (mist-flower), *E. rugosum* (white snakeroot), *Ipomoea hederacea* (morning-glory), *I. lacunosa* (morning-glory), *Lobelia inflata* (Indian tobacco), *L. siphilitica* (blue cardinal-flower), *Perilla frutescens* (beefsteak plant), *Phytolacca americana* (poke), *Platanus occidentalis* (sycamore), *Polygonum pennsylvanicum* (smart weed), *P. scandens* (false buckwheat), *Rumex crispus* (yellow dock), *Sida spinosa* (prickly mallow), *Solidago canadensis* (goldenrod), *Vitis palmata* (Catbird grape)
- LEAF SPOT; Downy Spot; White Mold. **Microstroma juglandis**, widespread; **M. brachysporum**, general; **Alternaria arborescens**, **A. al-**

**ternata**, **A. tenuissima** (leaf spot and brown/gray apical necrosis, AZ.

MISTLETOE. **Phoradendron serotinum (flavescens)**, IN southward, AZ, CA, NM.

MOLD, Nut. **Alternaria** sp., CA.

NEMATODE, Lesion. **Pratylenchus musicola**, CA; **P. vulnus**.

NEMATODE, Root Knot. **Meloidogyne** spp., TX.

NONPARASITIC. **Black End**, of Nuts. Probably drought injury, CA, OR.

**Black Line**, Girdle. Graft incompatibility.

**Dieback**. Boron deficiency, OR.

**Erinose**. Leaf galls from blister mites.

**Leaf Scorch, Sunscald**. NJ. OR, WA.

**Little Leaf**. Zinc deficiency, CA. Probably also causes Rosette.

**Shrivel**, Witches' Broom, Yellows. Cause unknown.

POWDERY MILDEW. **Phyllactinia corylea**, IN, OH, OR; **Microsphaera alni**, widespread; **Erysiphe polygoni**, CA.

ROT, Collar. **Phytophthora cactorum**, CA; **P. cinnamomi**, MD to AL, LA.

ROT, Heart. **Fomes igniarius** and **F. everhartii**, widespread; **Polyporus sulphureus**, widespread.

ROT, Root. **Armillaria mellea**, cosmopolitan; **Phymatotrichum omnivorum**, TX; **Cylindrocladium** sp., TN.

ROT, Wood. **Fomes conchatus**; **Polyporus** spp.; **Poria** spp.; **Schizophyllum commune**, cosmopolitan; **Daedalea confragosa**; **D. quercina**, widespread.

SCAB. **Cladosporium** sp., MD, MN.

VIRUS. **Brooming Disease**, DC, GA, MD, NY.

Bacterial blight is the most serious disease of walnuts on the Pacific Coast, requiring several sprays. A toxin, juglone, has been considered injurious to many shrubs growing in the vicinity of black walnut roots; the toxin also causes vascular wilt-like symptoms in eggplant and tomato in home gardens.

---

## **WATER-CRESS (*Nasturtium officinale*)**

DAMPING-OFF. **Rhizoctonia solani**, TX.

LEAF SPOT. **Cercospora nasturtii**, CA, CT, FL, IN, NH, TX, WI.

ROT, Root. **Pythium debaryanum**, TX; **Sporgospora subterranea** f. sp. **nasturtii**, FL, PA; **Phytophthora cryptogea**, and stem, FL.

RUST. **Puccinia aristidae**, AZ, CO, TX.

VIRUS. **Western Aster Yellows Phytoplasma**, HI.  
WHITE RUST; White Blister. **Albugo candida**, MN.

---

### **WATER-ELM (*Planera*)**

ROT, Wood. **Daedalea ambigua**, SC; **Ganoderma lucidum**.

---

### **WATER-HOREHOUND (*Lycopus*)**

GALL, Leaf. **Synchytrium cellulare**, WI.  
LEAF SPOT. **Ascochyta lophanthi**, MA, WI; **Cercospora lycopi**, LA;  
**Phyllosticta decidua**, IA, OK, WI; **Septoria lycopi**, WI.  
RUST. **Puccinia angustata** (0, I), ME to MD, KS, ND; II, III on grasses.

---

### **WATER-HYACINTHS (*Eichhornia*)**

BLIGHT. **Aquathanatephorus pendulus** (*Rhizoctonia* stage), LA.  
LEAF SPOT. **Cercospora piaropi**, FL.  
ROT, Root and Crown. **Mycoleptodiscus terrestris**, FL.

---

### **WATER-LILY (*Nymphaea*)**

LEAF SPOT. **Alternaria** sp., TX; **Cercospora exotica**, IL;  
**C. nymphaeacea**, scattered ME to TX, CA; **Helicoceras nymphaerum**,  
MD, NJ, NY; **Mycosphaerella pontederiae**, MI, VA; **Ovularia**  
**nymphaearum**, MD, NY, WA; **Phyllosticta fatiscens**, VT.  
LEAF SPOT. **Dichotomophthoropsis nymphaerum**, MN; **Sclerotium** sp.,  
MN.  
ROT, Leaf and Stem. **Pythium** spp., MA, NY, WI.  
SMUT, White. **Entyloma nymphaeae**, MA to VA, OK, WI.

---

### **WATER-LILY, YELLOW POND LILY (*Nuphar*)**

LEAF SPOT. **Dichotomophthoropsis nymphaerum**, MN.  
LEAF SPOT. **Mycosphaerella pontederiae**, ME, MI, NY, VA, WI; **Phyl-**  
**losticta fatiscens**, IA, NJ, NY, WI.  
SMUT, White. **Entyloma nymphaeae**, CT, IL, MA, WI.

## WATERMELON (*Citrullus*)

- ANTHRACNOSE. *Colletotrichum lagenarium*, general, Pacific Coast; **C. orbiculare**, CA; *Marssonina melonis*, NY.
- BACTERIAL, Angular Leaf Spot. *Pseudomonas pseudoalcaligenes* subsp. **citrulli**, GA.
- BACTERIAL Fruit Blotch. *Acidovorax avenae* (syn. *Pseudomonas pseudoalcaligenes*) subsp. **citrulli**, DE, IL, IN, OR, TX.
- BACTERIAL Rind Necrosis. *Erwinia* sp., TX.
- BACTERIAL Soft Rot. *Erwinia aroideae*, WV; wilt, *E. tracheiphila*, rare.
- BACTERIAL Spot. *Pseudomonas lachrymans*, MI.
- BLIGHT, Gummy Stem; Fruit Spot. *Didymella bryoniae*, CA;  
**Mycosphaerella citrullina**, also stem-End rot, leaf spot, MA to FL, AZ, MO.
- BLIGHT, Southern. *Sclerotium rolfsii*, also fruit rot, NC to FL, TX.
- CANKER, Stem. *Myrothecium roridum*, GA.
- DAMPING-OFF. *Rhizoctonia solani*, soil rot, leaf blight; *Pythium* spp., also blossom-end rot, foot rot.
- DOWNY MILDEW. *Pseudoperonospora cubensis*, occasional from MA to FL, TX, WI; also CA.
- FRUIT SPOT; Speck. *Cribropeltis citrullina*, IL.
- LEAF SPOT. *Alternaria cucumerina*, general except Pacific Coast; *Cercospora citrullina*, NJ to FL, OH, TX; *Corynespora cassiicola*; *Myrothecium roridum*, GA.
- NEMATODE, Root knot. *Meloidogyne arenaria*; *M. incognita*; *M. javanica*.
- NONPARASITIC. **Blossom-End Rot**. Hot dry weather after cool, moist days.  
**Internal Browning**. Drought and nutritional deficiencies.
- POWDERY MILDEW. *Golovinomyces cichoracearum*, AZ, CA, FL, GA, NY, NC, TX, VA. May make pimples in young fruit.
- ROT. *Diplodia* spp., stem-end, gray; MD to FL, AZ, KS; *Fusarium scirpi*, occasional in market; *Helminthosporium* sp., TX; *Rhizopus* spp., mushy soft rot.
- ROT, Charcoal. *Macrophomina phaseoli*, TX.
- ROT, Root. *Acremonium* sp., CA; *Phymatotrichum omnivorum*, AZ, TX; *Thielaviopsis basicola*, OR, UT; *Monosporascus cannonballus*, CA.

ROT, Stem and Fruit. **Phytophthora cactorum**, AZ; **P. capsici**, CO; **P. citrophthora**, CA; **Sclerotinia sclerotiorum**, NJ, TX.

SCAB; Leaf Mold. **Cladosporium cucumerinum**, MD, NE.

VIRUS. **Watermelon Mosaic**, NY to FL, AZ, CA, IA, MI, TX, WA; **Beet Curly Top**; **Tobacco Ring Spot**; **Watermelon Stunt** (strain of squash mosaic); **Zucchini Yellow Mosaic**, CA; **Watermelon Curly Mottle**, AZ; **Papaya Ring Spot**, LA; **Squash Leaf Curl**, TX; **Lettuce Infectious Yellows**, AZ, CA, TX; **Tomato Spotted Wilt**, GA; **Cucurbit Leaf Crumple**, CA.

WILT. **Fusarium oxysporum** f. sp. **niveum**, general and Race 2, DE, IN, MD; Race 3, MD; **Verticillium albo-atrum**, CA, NH, OR; **Rhizoctonia solani AG-7**, IN.

Fusarium wilt is probably the major disease and resistant varieties are available. For anthracnose and leaf spots treat seed before planting, and start spraying or dusting when vines start to run.

---

### **WATER-PRIMROSE (*Jussiaea*)**

LEAF SPOT. **Alternaria** sp. OK; **Cercospora jussiaeae**, AL, OK, TX; **Colletotrichum jussiaeae** AL, TX; **Septoria jussiaeae** AL, FL, LA, TX.

RUST. **Aecidium betheli**, CA; **Puccinia jussiaeae** (0, I, III), MS; **Uredo guaunabensis** (II), FL.

---

### **WATER SHIELD (*Brasenia*)**

LEAF SPOT. **Dichotomophthoropsis nymphaeorum**, MN.

---

### **WATSONIA**

ROT, Root. **Armillaria mellea**, CA.

VIRUS. **Iris Mosaic**, CA.

---

### **WAX-MYRTLE, CANDLEBERRY (*Myrica cerifera*)**

BLACK MILDEW. **Irene calostroma**, Gulf states; **Irenina manca**, MS; **Meliola manca**, FL.

BLIGHT, Seedling. **Rhizoctonia solani**, NJ.

DODDER. *Cuscuta compacta*, FL.

LEAF SPOT. *Cercospora dispersa*, NJ; *Colletotrichum acutatum*, FL;  
*Phyllosticta myrica*, NJ to FL, TX; *Septoria myrica*, NJ.

NEMATODE, Ring. *Hemicriconemoides wessoni*, FL.

PARASITIC LICHEN. *Strigula elegans* and *S. complanata*, LA, Southern US.

ROT, Root. *Clitocybe tabescens*, FL; *Phymatotrichum omnivorum*, TX.

RUST. *Gymnosporangium ellisii* (0, I), MA to MD; III on *Chamaecyparis*.

SOOTY MOLD. *Capnodium grandisporum*, FL.

---

## WEIGELA

BACTERIAL Crown Gall. *Agrobacterium tumefaciens*, MD, MS.

BLIGHT, Twig. *Phoma weigela*, WA.

LEAF SPOT. *Cercospora weigela*, MD, MS, NJ; *Ramularia diervillae*, TN.

NEMATODE, Lesion. *Pratylenchus pratensis*.

NEMATODE, Root Knot. *Meloidogyne* sp., CA, MD, MS, TX.

ROT, Root. *Phymatotrichum omnivorum*, TX.

---

## WHEAT (*Triticum*)

BLIGHT, Seedling. *Sclerotium rolfsii*, OK.

LEAF SPOT, Tan. *Pyrenophora tritici-repentis*, KS, Pacific Northwest.

ROT, Damping-Off, Stunting. *Pythium abappressorium*, WA.

RUST, Stripe. *Puccinia striiformis* f. sp. *tritici*, FL.

---

## WHIPPLEA

DOWNY MILDEW. *Peronospora whippleae*, CA.

---

## WHORTLEBERRY, BILBERRY (*Vaccinium* spp.)

BLIGHT, Twig; Berry Rot. *Monilinia ledi*, NY.

GALL, Leaf. *Exobasidium vaccinii*, occasional; *E. parvifolii*, stem gall, OR, WA; *E. vaccinii-uliginosi*, shoot gall, rose-bloom, OR.

LEAF SPOT, Tar. *Rhytisma vaccinii*, AK.

POWDERY MILDEW. *Microsphaeraalni* var. *vaccinii*, AK, OR, WA, WY;  
*Podosphaeraoxyacanthae*, AK.

ROOT, Rot. *Phytophthora cinnamomi*, VA; *P. nicotianae*, VA; *P. palmivora*, VA.

RUST. *Pucciniastrum* sp. (II), OR, WA; *P. goeppertianum* (III), witches' broom, general; 0, I on fir; *P. vaccinii* (II, III), general; 0, I on hemlock.

---

### **WILD GARLIC (*Allium vineale*); WILD MUSTARD (*Brassica kaber*)**

WILT, Water-soaked foliage. *Sclerotinia minor*, NC.

---

### **WILD RICE (*Zizania*)**

ANTHRACNOSE. *Colletotrichum sublineolum*, MN.

BACTERIAL Leaf Spot. *Pseudomonas syringae* pv. *syringae*, MN, Pacific Northwest; *P. syringae* pv. *zizaniae*, Pacific Northwest.

BLIGHT, HEAD. *Fusarium graminearum*, MN.

LEAF SPOT, Stem Lesion. *Bipolaris sorokiniana*, Pacific Northwest; *Sclerotium oryzae*, Pacific Northwest; *S. hydrophilum*, Pacific Northwest.

LEAF SPOT, Zonate. *Drechslera gigantea*, MN.

ROT, Crown, Root. *Phytophthora erythroseptica*, CA; Damping-off. *Pythium torulosum*, CA.

SMUT. *Entyloma lineatum*, Pacific Northwest; *Ustilago esculenta*, CA.

VIRUS. **Wheat Streak Mosaic**, MN.

---

### **WILDRYE (*Elymus*)**

LEAF SPOT. *Pyrenophora trichostoma*, ND; *Septorium spraguei*, ND.

---

### **WILLOW (*Salix*) (Includes Weeping Willow, Pussy Willow)**

BACTERIAL Crown Gall. *Agrobacterium tumefaciens*, CT, NJ, TX, VA.

BACTERIAL Wetwood. *Erwinia nimipressuralis*.

BLIGHT, Twig. *Diplodia salicina*.

BLIGHT, Willow. Complex of scab and black canker.

CANKER, Black. *Physalospora miyabeana*, New England, NY, WV.



CANKER, Twig and Branch. **Botryosphaeria ribis**, VA to GA, AR, CA; **Cryptodiaporthe salicina**, ME to VA, AK, CA, KS, OK, SD, WA; **Cryptomyces maximus**, bark blister; NM, UT; **Discella carbonacea**, twig blight, New England; **Dothiora polyspora**, CO; **Dothiorella** sp., AR, ND; **Macrophoma** spp., AR, KY, MS, NC, SC, TX; **Phomopsis salicina**, IA, MA, VA; **Physalospora gregaria**, WV; **Valsa** spp., twig canker; **V. sordida** (*Cytospora chrysosperma*), widespread; **V. salicina**, widespread; **V. nivea**, western states.

DODDER. **Cuscuta** spp., IA, NY, WA.

LEAF BLISTER. **Taphrina populi-salicis**, CA.

LEAF SPOT. **Ascochyta salicis**, CA; **Cercospora salicina**, IL, LA, MD, TX; **Ciborinia foliicola**; **C. wisconsinensis**; **Cylindrosporium salicinum**, MA to CO, MS, WI; **Gloeosporium** spp., also twig blight, CT, DE, MA; **G. salicis**, VT to NJ, MS, OR, WI; **Marssonina** spp., widespread; **M. kriegeriana**, WI; **M. apicalis**, CA; **Myrioconium comitatum**, WI; **Phyllosticta apicalis**, KS, WI; **Ramularia rosea**, CO, MT, WI; **Septogloeum salicinum**, AK, NY, WI; **S. maculans**, CA, MT; **S. salicis-fendlerianae**, ID; **Septoria** spp.; **S. salicicola**, AK, OR; **S. didyma**, WI.

LEAF SPOT, Tar. **Rhytisma salicinum**, MI.

MISTLETOE. **Phoradendron serotinum (flavescens)**, AZ, CA, IN, NM, TX.

MISTLETOE, European. **Viscum album**, CA.

NEMATODE, Lesion. **Pratylenchus vulnus**, CA.

NEMATODE, Root Knot. **Meloidogyne** sp.

POWDERY MILDEW. **Uncinula salicis**, general; **Phyllactinia corylea**, WA.

ROT, Heart. **Daedalea confragosa**, widespread; **Fomes** spp.; **Polyporus farlowii**, TX to CA; **Trametes suaveolens**, New England to MT, AK.

ROT, Root. **Armillaria mellea**, CA, WA; **Helicobasidium purpureum**, TX; **Phymatotrichum omnivorum**, TX.

ROT, Sapwood; Wood. **Daedalea ambigua**; **Ganoderma lucidum**; **Pholiotta** spp.; **Pleurotus** spp.; **Polyporus** spp.; **Schizophyllum commune**, cosmopolitan.

RUST. **Melampsora ableti-capraearum** (*M. epitea*) (II, III), general except far North; 0, I on fir; **M. arctica** (II, III), AK, CO, NH; **M. epitea**, MN; **M. paradoxa** (*M. bigelowii*) (II, III), ME to NC, AK, IA, NM; 0, I on larch; **M. ribesii-purpureae** (II, III), MT to CO, AK, CA; 0, I on *Ribes*.

SCAB, Gray; Blight. **Fusicladium saliciperdum** (*Venturia chlorospora*),  
New England to NJ, NC, PA.

SOOTY MOLD. **Capnodium** sp.

SPOT ANTHRACNOSE; Scab. **Sphaceloma murrayae**, CA, OR, WA, WI.

Willow scab, followed by black canker, forms a very destructive blight,  
killing many trees in New England.

---

### **WINGED BEAN (*Psophocarpus tetragonolobus*)**

VIRUS. **Cucumber Mosaic**, FL; **Clover Yellow Vein**, MD.

---

### **WINTERBERRY (*Ilex verticillata*)**

LEAF SPOT. **Physalospora ilicis**, NY.

LEAF SPOT, Tar. **Rhytisma concavum**, WI; **R. prini**, ME to MS, IL, WI.

POWDERY MILDEW. **Microsphaera alni**, WI.

---

### **WINTER CRESS (*Barbarea*)**

BACTERIAL Black Rot. **Xanthomonas barbareae**, NY.

BACTERIAL, Yellow. **Spiroplasma citri**, IL.

DODDER. **Cuscuta gronovii**, NY.

DOWNY MILDEW. **Peronospora parasitica**, TX.

LEAF SPOT. **Cercospora barbarea**, WI; **Ramularia barbareae**, MA to  
NJ, OH, TX, WI; **Alternaria** sp., PA.

ROT, Stem. **Sclerotium rolfsii**, TX.

VIRUS. **Beet Curly Top**; **Potato Yellow Dwarf**.

WHITE RUST. **Albugo candida**, CA, TX.

---

### **WINTERGREEN, CHECKERBERRY (*Gaultheria procumbens*)**

ANTRACNOSE. **Colletotrichum gloeosporioides**, British Columbia, Canada.

BLOTCH, Sooty. **Gloeodes pomigena**, WI.

FRUIT SPOT, Black Speck. **Leptothyrium pomi**, WI.

LEAF SPOT. **Cercospora gaultheriae**, NY, WI; **Pezizella oenotherae**, VA;  
**Discosia maculicola**, secondary; **Mycosphaerella gaultheriae**, ME to

MD, WV; **Phyllosticta gaultheriae**, general; **Schizothyrium gaultheriae**, ME to VA, WI; **Venturia arctostaphyli**, MD, MA, NJ, NY, VA.  
POWDERY MILDEW. **Microsphaera alni**, WI.

---

## WINTERGREEN, WAXFLOWER

► Pipsissewa.

---

## WISTERIA (*Wistaria*)

BACTERIAL Crown Gall. **Agrobacterium tumefaciens**, CT, MD, TX.  
CANKER, Stem. **Nectria cinnabarina**, CT.  
LEAF SPOT. **Phyllosticta wistariae**, MA, MO, NJ, TX; **Septoria wistariae**, TX.  
NEMATODE, Root Knot. **Meloidogyne** spp.  
POWDERY MILDEW. **Golovinomyces cichoracearum**, TX.  
ROT, Heart. **Pleurotus** sp., WV.  
ROT, Root. **Phymatotrichum omnivorum**, TX.  
VIRUS. **Wisteria Vein Mosaic**, MS, NY, TX. **Tobacco Mosaic**, RI.

---

## WITCH-HAZEL (*Hamamelis*)

BACTERIAL Crown Gall. **Agrobacterium tumefaciens**, MD.  
LEAF SPOT. **Discosia artocreas**, OK; **Gonatobotryum maculicola**, NH to WV, FL, WI; **Graphium hamamelidis**, NY to IN, TN; **Monochaetia desmazierii**, VA to GA, TN; **Mycosphaerella** sp., WV; **Phyllosticta hamamelidis**, CT to MS, TN, WI; **Ramularia hamamelidis**, NY to WV, OK, WI.  
POWDERY MILDEW. **Phyllactinia corylea**, MI, WI; **Podosphaera biuncinata**, New England to IL and southward.  
ROT, Wood. **Fomes scutellatus**, widespread; **Polyporus** spp.

---

## WOLFBERRY (*Symphoricarpos occidentalis*)

BLACK KNOT. **Dibotryon symphoricarpi**, twig canker, ND.  
LEAF SPOT. **Cercospora symphoricarpi**, MT, ND, WA; **Septoria symphoricarpi**, IA, MT, ND, WA.

POWDERY MILDEW. **Microsphaera diffusa**, general.

ROT, Collar. **Fomes ribis**, KS, ND.

RUST. **Puccinia crandallii** (0, I), CO, MT, ND, WY; II, III on grasses;  
**P. symphoricarpi**, MT.

---

### **WOOD-BETONY, LOUSEWORT (*Pedicularis*)**

GALL, Leaf. **Synchytrium aureum**, WI.

LEAF SPOT. **Ramularia obducens**, CA; **Septoria cylindrospora**, WI.

POWDERY MILDEW. **Sphaerotheca macularis**, CA, CO, MD, MI, MN,  
WY, WI.

RUST. **Cronartium coleosporioides** (II, III), CA, ID, MT, NM, WA; **Puccinia clintonii** (III), CO, ID, ME, MI, NM, NY, OR, WA, WI, WY;  
**P. rufescens** (I, III), CA, CO, NV.

---

### **WOOD ROSE (*Rosa gymnocarpa, R. californica*)**

LEAF SPOT, Lesions. **Phytophthora gymnocarpa**, CA.

---

### **WOODRUSH (*Luzula*)**

RUST. **Puccinia obscura** (II, III), ME to KS, ID, OR, WA, WI.

SMUT, Inflorescence. **Cintractia luzulae**, IN.

---

### **WYETHIA**

LEAF SPOT. **Didymaria conferta**, OR, UT; **Marssonina wyethiae**, CA,  
WA; **Septoria wyethiae**, CA, UT.

NEMATODE, Leaf Gall. **Tylenchus balsamophilus**, UT.

RUST. **Puccinia balsamorhizae** (0, I, II, III), AZ, CA, CO, UT.

---

### **XANTHOSMA**

ROT, Root. **Armillaria mellea**, CA; **Fusarium solani**, powdery gray rot,  
FL.

---

**XEROPHYLLUM (Turkeybeard)**

RUST. *Puccinia atropuncta* (II, III), MS.

---

**YAM, CINNAMON-VINE (*Dioscorea*)**

LEAF SPOT. *Cercospora dioscoreae*, IL, IA, MD, MI, PA, WI; *Colletotrichum dioscoreae*, IL; *Phyllosticta dioscoreae*, SC, VA, WV; *Ramularia dioscoreae*, WI.

NEMATODE, Root Knot. *Meloidogyne* sp., NC.

ROT, Root. *Phymatotrichum omnivorum*, TX.

---

**YARROW (*Achillea*)**

BACTERIAL Crown Gall. *Agrobacterium tumefaciens*, IN.

DODDER. *Cuscuta* sp., NH.

POWDERY MILDEW. *Golovinomyces cichoracearum*, AK, MO, MT, PA, SD, VT, WI.

NEMATODE, Root Knot. *Meloidogyne* sp., OR.

ROT, Root. *Phymatotrichum omnivorum*, TX; *Rhizoctonia solani*, general.

RUST. *Puccinia millefolii* (III), CA, CO, ID, MT, NM, OR, UT, WA, WY.

---

**YAUPON (*Ilex vomitoria*)**

LEAF SPOT; Tar Spot. *Rhytisma ilicincola*, VA.

ROT, Root. *Phymatotrichum omnivorum*, TX.

SOOTY MOLD. *Capnodium* spp., Gulf states.

---

**YELLOW-ROOT (*Xanthorhiza*)**

LEAF SPOT. *Phyllosticta xanthorhizae*, NC, WV.

---

**YELLOWWOOD (*Cladastris*)**

POWDERY MILDEW. *Phyllactinia corylea*, OK.

ROT, Wood. *Polyporus spraguei*, MD.

VIRUS. **Bean Yellow Mosaic**, NY.

WILT. **Verticillium albo-atrum**, IL.

---

### **YERBA BUENA (*Micromeria*)**

RUST. **Puccinia menthae** (0, I, II, III), CA, ID, OR, WA.

---

### **YERBA SANTA (*Eriodictyon*)**

BLOTCH, Sooty. **Coniothecium eriodictyonis**, CA.

---

### **YEW (*Taxus*)**

BLIGHT, Needle. **Herpotrichia nigra**, ID; **Sphaerulina taxi**, CA, ID, OR, WA; **S. taxicola**, also twig blight, NY, PA; **Alternaria** sp., CT, NY, RI; **Phyllosticta taxi**, VA; **Macrophoma taxi**; **Mycosphaerella taxi**; **Neopeckia coulteri**; **Cryptocline taxicola**, eastern United States.

BLIGHT, Seedling. **Phytophthora cinnamomi**, IN, MD, VA, Pacific Northwest.

BLIGHT, Twig. **Phyllostictina hysterella** (*Physalospora gregaria*); **Pestuloria** sp., PA; **P. funerea**, MA; **Sphaeropsis** sp. NJ; **Botryosphaeria ribis**.

DAMPING-OFF. **Rhizoctonia solani**, CT.

ROT, Heart. **Fomes hartigii** OR; **F. roseus**, ID.

ROT, Root. **Armillaria mellea**, ID; **Phytophthora cinnamomi**, OH; **P. lateralis**, CA.

ROT, Wood. **Polyporus schweinitzii**, ID.

---

### **YUCCA (Adams-Needle, Joshua-Tree, Spanish Bayonet)**

BLIGHT, Flower. **Cercospora floricola** (*C concentrica*), TX.

BLIGHT, Leaf. **Kellermannia anomala**, secondary, general.

LEAF SPOT, **Cercospora concentrica**, CT, GA, IA, NJ, OK, TX; **Coniothyrium concentricum**, general; **Cylindrosporium angustifolium**, KS, MS, OK, TX; **Diplodia circinans**, TX; **Epicoccum asterinum**, TX; **Gloeosporium yuccogenum**, MO, TX; **Neottiospora yuccifolia**,

GA, WA; *Pestalozziella yuccae*, secondary, TX; *Phyllosticta* sp., TX; *Stagonospora gigantea*, CA; *Leptosphaeria obtusipora*.

MOLD, Leaf. *Torula maculans*, AZ, CA, SC, TX; *Alternaria tenuis*, leaf rot.

NEMATODE. *Meloidogyne* sp., OR.

ROT, Stem. *Sclerotium rolfsii*, MD.

RUST. *Puccinia amphigena* (0, I), NE.

Many other fungi are found on dead leaves and stems.

## ZAMIA (Coontie)

ALGAE. *Anabaena cycadeae*, in coralloid roots, FL.

NEMATODE. *Meloidogyne* sp., FL.

## ZAUSCHNERIA (Fire-Chalice, California Fuchsia)

RUST. *Puccinia oenotherae* (0, I, II, III), CA, UT.

## ZEBRA PLANT (*Aphelandra*)

NONPARASTITIC. Leaf Crinkle; Shortened Internodes, Axillary Bud Proliferation, TX.

ROT, STEM. *Phytophthora parasitica*, FL.

## ZEPHYRANTHES (Atamasco-Lily, Zephyr-Lily)

LEAF SCORCH; Red Spot. *Stagonospora curtisii*, CA.

LEAF SPOT. *Colletotrichum liliacearum*, NC.

ROT, Dry; Scale Speck. *Sclerotium* sp., OR.

RUST. *Puccinia cooperiae* (0, I, II, III), AL, FL, NC, TX.

## ZIGADENUS

RUST. *Puccinia atropuncta* (II, III), IA, MO, ND, TX, WI; 0, I on composites; *P. grumosa* (0, I, II, III), CO, MT, WY; *Uromyces zygadeni* (0, I, II, III), CA, CO IA, KS, MT, NV, TX, UT, WA, WY.

SMUT, Leaf. *Urocystis flowersii*, UT.

---

## ZINNIA

BACTERIAL; Leaf Spot, Flower Spot. **Xanthomonas campestris** pv. **zinniae**, LA.

BACTERIAL, MLO. **Aster Yellows**, MI, PA, and **California Aster Yellows**, CA.

BACTERIAL Wilt. **Pseudomonas solanacearum**, FL.

BLIGHT. **Alternaria zinniae**, CO, CT, NJ, NY, PA, SC.

BLIGHT, Flower. **Alternaria alternata**, TX.

BLIGHT, Head; Stem Canker. **Botrytis cinerea**, CA, CT, NJ, OR, PA.

BLIGHT, Southern. **Sclerotium rolfsii**, FL, NJ.

DAMPING-OFF; Root Rot. **Rhizoctonia solani**, CA, NJ, TX.

LEAF SPOT. **Cercospora zinniae**, SC to FL, CO, IN, PA, TX.

LEAF SPOT, Bacterial. **Xanthomonas nigromaculans** f. sp. **zinniae**, NC, OH.

NEMATODE, Leaf. **Aphelenchoides ritzemabosi**, DE, MA, NJ.

NEMATODE, Lesion. **Pratylenchus nannus**, MD; **P. penetrans**, NJ.

NEMATODE, Root Knot. **Meloidogyne** sp., NJ, PA, TX.

POWDERY MILDEW. **Golovinomyces cichoracearum**, general.

ROT, Blossom. **Choanephora** sp., FL.

ROT, Charcoal. **Macrophomina phaseoli**, TX.

ROT, Root. **Phymatotrichum omnivorum**, TX.

ROT, Stem; Wilt. **Fusarium** sp., CO, IA, MO, NY; **Phytophthora cryptogea**, NJ; **Sclerotinia sclerotiorum**, CA, CO, MA, MT, OR, PA, WA.

VIRUS. **Cucumber Mosaic**; **Beet Curly Top**; **Tobacco Etch**, FL; **Tomato Spotted Wilt**; **Bidens Mottle**, FL; **Potato Leafroll**, Pacific Northwest; **Sunflower Mosaic**, TX.

Powdery mildew in late summer is the most common zinnia disease.

---

## ZIZIA (Meadow Parsnip)

GALL, Leaf. **Urophlyctis** (*Physoderma*) **pluriannulata**, IA, WI.

LEAF SPOT. **Ascochyta thaspiae**, WI; **Cercospora ziziae**, PA, WI; **Cylindrosporium ziziae**, ND, WA, WI; **Septoria ziziae**, ND.

POWDERY MILDEW. **Erysiphe polygoni**, PA, WV.

RUST. **Puccinia ziziae** (III), WA.



---

**ZOYSIA (Japanese Lawn Grass)**

LEAF YELLOWING, Root Mass Reduction. **Gaeumannomyces graminis** var. **graminis**.

NEMATODE, Pseudo Root Knot. **Hypsoperine graminis**, MD.

ROT, Root and Crown. **Rhizoctonia solani**, MD; **Helminthosporium tramera**; **Curvularia** spp.; **Fusarium** spp; **Gaeumannomyces graminis** var. **graminis**, TX.

RUST. **Puccinia zoysiae**, AL, AR, FL, GA, LA, MD, MO, MS, TX.

---

# List of Land-Grant Institutions and Agricultural Experiment Stations in the United States

For help in diagnosing and controlling plant diseases contact your County Ag Commissioners (CA) or county extension agent, your state Diagnostic Lab, your state Department of Agriculture or your Cooperative Extension Specialist.

Alabama: Auburn University, Auburn, AL 36849.

<http://www.aces.edu/dept/plantdiagnosticlab/>

Alabama Cooperative Extension Service

<http://www.aces.edu/plantlabbbham/>

Alaska: University of Alaska and Alaska Department of Agriculture

<http://www.dnr.state.ak.us/ag/index.htm>

Arizona: University of Arizona, Tucson, AZ 85721.

<http://ag.arizona.edu/PLP/plpext/>

Arkansas: University of Arkansas, Fayetteville, AR 72701.

<http://www.aragriculture.org/pestmanagement/diseases/clinic/default.asp>

California: Department of Food and Agriculture oratory and plant pest Diagnostic Center. (sgaimari@cdfa.ca.gov)

Colorado: Colorado State University, Fort Collins, CO 80523.

<http://www.coopext.colostate.edu/jeffco/hort/clinic.htm>

Connecticut: University of Connecticut, Storrs, CT 06269.

(<http://pronewengland.org>)

Delaware: University of Delaware, Newark, DE 19716.

<http://ag.udel.edu/extension/pdc/index.htm>

District of Columbia: See Rutgers. <http://www.rcs.rutgers.eon/services/>

Florida: University of Florida, Gainesville, FL 32611.

<http://plantpath.ifas.ufl.edu/>

Georgia: University of Georgia, Athens, GA 30602.

<http://www.plant.uga.edu/Extension/Clinics/PDC.htm>

Hawaii: University of Hawaii, Honolulu, HI 96822.

<http://www2.ctahr.hawaii.edu/adsc/>

- Idaho: University of Idaho, Extension Service, Parma, ID 83660.  
<http://www.uidaho.edu/ag/plantdisease/>
- Illinois: University of Illinois, Urbana, IL 61802.  
<http://plantclinic.cropsci.uiuc.edu/>
- Indiana: Purdue University, West Lafayette, IN 47907.  
<http://www.ppd1.purdue.edu>
- Iowa: Iowa State University, Ames, IA 50011.  
<http://www.isuplantdiseaseclinic.org>
- Kansas: Kansas State University, Manhattan, KS 66506.  
<http://www.plantpath.k-state.edu/DesktopDefault.aspx?tabid=49>
- Kentucky: University of Kentucky, Lexington, KY 40546.  
[http://www.ca.uky.edu/agcollee/plantpathology/extension/pdd\\_lab.html](http://www.ca.uky.edu/agcollee/plantpathology/extension/pdd_lab.html)
- Louisiana: Louisiana State University, Baton Rouge, LA 70803.  
[http://www.lsuagcenter.com/en/our\\_offices/departments/PlantPathology\\_Crops\\_Physiology/Plant\\_Disease\\_Clinic/](http://www.lsuagcenter.com/en/our_offices/departments/PlantPathology_Crops_Physiology/Plant_Disease_Clinic/)
- Maine: University of Maine, Orono, ME 04473. <http://pmo.umext.main.edu>
- Maryland: University of Maryland, College Park, MD 20742.  
<http://www.plantclinic.umd.edu/>
- Massachusetts: University of Massachusetts, Amherst, MA 01003.  
([umassextension.org](http://umassextension.org))
- Michigan: Michigan State University, East Lansing, MI 48824.  
<http://www.pestid.msu.edu/>
- Minnesota: University of Minnesota, St. Paul, MN 55108.  
<http://www.extension.umn.edu/distribution/cropsystems/DC3170.html>
- Mississippi: Mississippi Cooperative Extension Service, Mississippi, MS 39762. <http://www.extensionplantclinics.msstate.edu/>
- Missouri: University of Missouri, Columbia, MO 65211.  
<http://soilplantlab.missouri.edu/>
- Montana: Montana State University, Bozeman, MT 59717.  
<http://scarab.msu.montana.edu/ipm/>
- Nebraska: University of Nebraska, Lincoln, NE 68583.  
<http://plantpath.unl.edu/ppathdiagnostic.htm>
- Nevada: University of Nevada, or Nevada Department of Agriculture.  
<http://www.nevada.gov/>
- New Hampshire: University of New Hampshire, Durham, NH 03824.  
<http://ceinfo.unh.edu/Agric/AGPDTS/PlantH.htm>
- New Jersey: Rutgers, The State University, Milltown, NJ 08850.  
<http://www.rce.rutgers.edu/services/>

- New Mexico: New Mexico State University, Las Cruces, NM 88003.  
<http://plantclinic.nmsu.edu>
- New York: Cornell University, Ithaca, NY 14853.  
<http://plantclinic.cornell.edu>
- North Carolina: North Carolina State University, Raleigh, NC 27695.  
<http://www.ncsu.edu/pdic>
- North Dakota: North Dakota State University, Fargo, ND 58105.  
<http://www.ag.ndsu.nodak.edu/diaglab/>
- Ohio: Ohio State University, Columbus, OH 43210. <http://ppdc.osu.edu>
- Oklahoma: Oklahoma State University, Stillwater, OK 74078.  
<http://entoplp.okstate.edu/Pddl/>
- Oregon: Oregon State University, Corvallis, OR 97331.  
[http://web.science.oregonstate.edu/bpp/Plant\\_Clinic/index.htm](http://web.science.oregonstate.edu/bpp/Plant_Clinic/index.htm)
- Pennsylvania: The Pennsylvania State University, University Park, PA 16802. <http://www.ppath.cas.psu.edu/extension.html>
- Puerto Rico: Department of Agriculture.  
<http://www.agricultura.gobierno.pr>
- Rhode Island: University of Rhode Island, Kingston, RI 02881.  
<http://www.uri.edu/ce/ceec/plantclinic.html>
- South Carolina: Clemson University, Clemson, SC 29634.  
<http://www.clemson.edu/agsrvlb>
- South Dakota: South Dakota State University, Brookings, SD 57007.  
<http://plantsci.sdstate.edu/planthealth/subpage.cfm?ID=12>
- Tennessee: University of Tennessee, Nashville, TN 37211.  
<http://soilplantandpest.utk.edu/>
- Texas: Texas A & M University, College Station, TX 77845.  
<http://plantdiseaselab.tamu.edu/>
- Utah: Utah State University, Logan, UT 84322. <http://utahpests.usu.edu>
- Vermont: University of Vermont, Burlington, VT 05405.  
<http://pss.uvm.edu/pd/pdc/>
- Virgin Islands: Virgin Islands Extension Service, Kingshill, St. Croix, VI 00850. <http://rps.uvi.edu/CES/index.html>
- Virginia: Virginia Polytechnic Institute, Blacksburg, VA 24061.  
<http://www.ppws.vt.edu/~clinic/>
- Washington: WSU Research and Extension Center, Puyallup, WA 98371.  
<http://www.puyallup.wsu.edu/plantclinic/index.html>
- West Virginia: West Virginia University Extension Service, Morgantown, WV 26506. <http://www.mastergardener2008.com/>

Wisconsin: University of Wisconsin, Madison, WI 53706.

<http://pddc.wisc.edu/>, <http://www.entomology.wisc.edu/entodiag.html>

Wyoming: University of Wyoming Cooperative Extension Service, Laramie, WY 82071. <http://ces.uwyo.edu/>

Ontario: Pest Diagnostic Clinic, University of Guelph, Ontario, Canada, N1H 8J7. <http://www.labservices.uoguelph.ca/units/pdc/>



a




b



c



d



e

**Plate 1** a Lethal Yellowing on Coconut Palm caused by a Phytoplasma Pathogen. b, c Tulip Break on Tulip caused by Lily Latent Mosaic Virus. d, e Ringspot on Vanda Orchid caused by Vanda Ringspot Virus



a



b



c

**Plate 2** a, b Rust on Rose caused by *Phragmidium mucronatum*. c Cedar-Apple Rust on Apple caused by *Gymnosporangium juniperi-virginianae*



a



b

**Plate 3** a Cedar-Apple Rust on Cedar caused by *Gymnosporangium juniperi*. b Stunt on Chrysanthemum caused by Chrysanthemum Stunt Viroid. Var. Dark Pink Orchid Queen





a



b


**Plate 4** a Green Flowers on Chrysanthemum caused by Aster Yellows Phytoplasma. b Phyllody on Hydrangea caused by a Phytoplasma Pathogen



a



b



c

**Plate 5** a, b Mosaic on Rose caused by Prunus Necrotic Ringspot Virus. c Foliar Symptoms on Chrysanthemum (Variety Bonnie Jean) caused by (clockwise from upper left) Chrysanthemum Chlorotic Mottle Viroid, Healthy Leaf, Potato Spindle Tuber Viroid, Chrysanthemum Stunt Viroid, and Potato Spindle Tuber Viroid (Mild Strain)



a



b

**Plate 6** a Bacterial Leaf Rot on Dieffenbachia caused by *Erwinia chrysanthemi*. b Bacterial Leaf Rot on Philodendron caused by *Erwinia chrysanthemi*



a



b

**Plate 7** a Common Leafspot on Boston Ivy caused by *Guignardia bidwellii*. b Crown Gall on Chrysanthemum caused by *Agrobacterium tumefaciens*



a



b



c

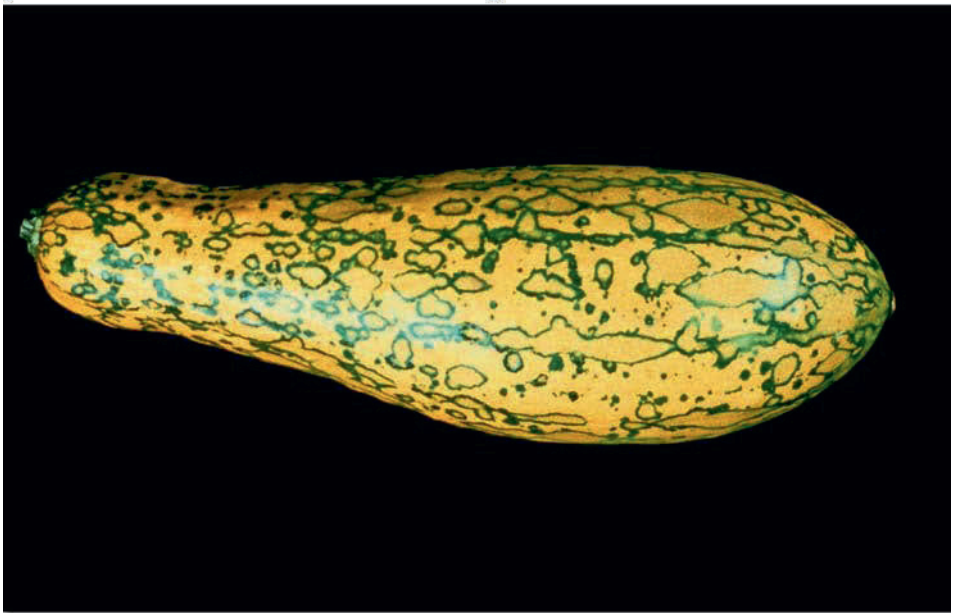
**Plate 8** a Ringspot on Tomato Fruit caused by Cucumber Mosaic Virus. b, c Powdery Mildew on Rose caused by *Podosphaera pannosa*



a



b



c

**Plate 9** a Late Blight on Potato caused by ***Phytophthora infestans***. b Powdery Mildew on Begonia caused by ***Erysiphe cichoracearum***. c Mosaic on Squash caused by Cucumber Mosaic Virus



a



b



c

**Plate 10** a Dollar Spot on Turf caused by *Sclerotinia homeocarpa*. b Copper Injury on Rose caused by sprays containing Copper. c Blackspot on Rose caused by *Diplocarpon rosae*



**Plate 11** Foliar Nematode on Chrysanthemum caused by *Aphelenchoides ritzemabosi*





a



b

**Plate 12** a Foliar Nematode on Chrysanthemum caused by *Aphelenchoides ritzemabosi*. b Apple Scab on Apple caused by *Venturia inaequalis*



a



b



c



d

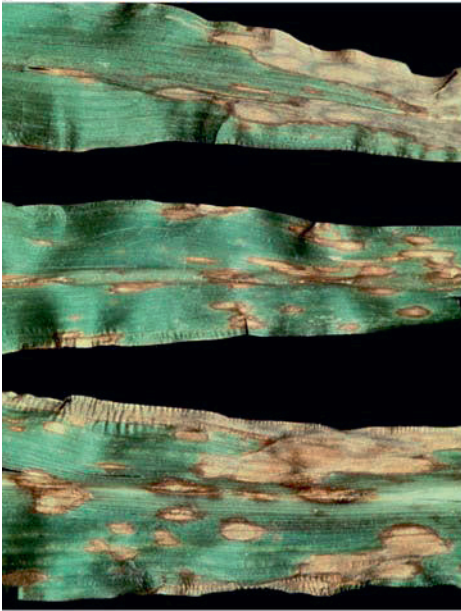
Plate 13 a, b, c, d Rust on Jack-in-the-Pulpit caused by *Uromyces caladii*



a



b



c



d

**Plate 14** a, b Leaf Spot on Dracaena caused by *Physalospora dracaenae*. c Yellow Leaf Blight on Corn caused by *Phyllosticta maydis*. d Blossom Blight on Rose caused by *Botrytis cinerea*



a



c



b

**Plate 15** a Flower and Leaf Blight on Geranium caused by *Botrytis cinerea*. b Scab on Citrus caused by *Elsinoë fawcettii*. c Downy Mildew on Rose by *Peronospora sparsa*



a



b

**Plate 16** a Brown Rot on Cherry caused by *Monilinia fructicola*. b Downy Mildew on Rose by *Peronospora sparsa*

---

# Glossary

*Acervulus*, pl. *Acervuli*. A “little heap,” an erumpent, cushionlike mass of hyphae bearing conidiophores and conidia, sometimes with setae; characteristic of the Melanconiales (Fig. 2.5).

*Acicular*. Needlelike.

*Aeciospore*. Rust spore formed in an aecium.

*Aecium*, pl. *Aecia*. A cluster-cup, or cuplike fruiting sorus in the rusts (Fig. 3.55).

*Aerobic*. Living or active only in the presence of oxygen.

*Amoeboid*. Not having a cell wall and changing in form like an amoeba.

*Allantoid*. Sausage-shaped.

*Alternate Host*. One or other of the two unlike hosts of a heteroecious rust.

*Anamorph*. State of life-cycle in which asexual spores, or none, are produced.

*Annulus*. A ring; ringlike partial veil around stipe in the mushrooms.

*Antheridium*, pl. *Antheridia*. Male sex organ in the fungi.

*Anthracnose*. A disease with limited necrotic lesions, caused by a fungus producing nonsexual spores in acervuli (Fig. 3.1).

*Antibiotic*. Damaging to life; especially a substance produced by one microorganism to destroy others.

*Apothecium*, pl. *Apothecia*. The cup- or saucer-like ascus-bearing fruiting body; in the Discomycete section of the Ascomycetes (Figs. 2.3, 3.53).

*Appressorium*. A swelling on a fungus germ tube for attachment to host in early stage of infection; found especially in anthracnose fungi and rusts.

*Ascocarp*, or *Ascoma*. Any structure producing asci, as an apothecium, perithecium.

*Ascomycetes*. One of the three main groups of the fungi, bearing sexual spores in asci.

*Ascospore*. Produced in ascus by free cell formation.

*Ascus*, pl. *Asci*. Saclike, usually clavate cell containing ascospores, typically eight (Fig. 2.3).

*Aseptate.* Without cross-walls.

*Asexual.* Vegetative, having no sex organs or sex spores; the imperfect stage of a fungus.

*Autoecious.* Completing life cycle on one host; term used in rusts.

*Bacteria.* Microscopic one-celled organisms increasing by fission.

*Bactericide.* Substance causing death of bacteria.

*Basidiomycetes.* Class 3 in the Fungi, characterized by septate mycelium, sometimes with clamp-connections, and sexual spores on basidia (Fig. 2.4).

*Basidiospore.* Spore produced on a basidium.

*Basidium*, pl. *Basidia.* Club-shaped structure, which, after fusion of two nuclei, produces four basidiospores (Fig. 2.4).

*Binucleate.* Having two nuclei.

*Blight.* A disease with sudden, severe leaf damage and often with general killing of flowers and stems.

*Blotch.* A blot or spot, usually superficial.

*Breaking,* of a virus. Loss of flower color in a variegated pattern, especially in tulips.

*Canker.* A lesion on a stem; a plant disease with sharply limited necrosis of the cortical tissue (Figs. 3.16, 3.17, 3.18).

*Carrier.* Infected plant showing no marked symptoms but source of infection for other plants.

*Catenulate.* In chains, or in an end-to-end series.

*Cerebroid.* With brainlike convolutions or folds.

*Chemotherapy.* Treatment of internal disease by chemical agents that have a toxic effect on the microorganism without injuring the plant.

*Chlamyospore.* Thick-walled, asexual resting spore formed by the rounding up of any mycelial cell (Fig. 3.46); also used for smut spores.

*Chlorosis.* Yellowing of normally green tissue due to partial failure of chlorophyll to develop; often due to unavailability of iron (Fig. 3.37).

*Cilium*, pl. *Cilia.* Hairlike swimming organ on bacteria or zoospores.

*Cirrus*, pl. *Cirri.* A tendril or horn of forced-out spores.

*Clamp-connections.* Outgrowths of hyphae which form bridges around septa, thus connecting two cells; in Basidiomycetes (Fig. 2.4).

*Clavate.* Club-shaped.

*Cleistothecium*, pl. *Cleistothecia*. A perithecium without a special opening; in powdery mildews (Fig. 3.42).

*Coalesce*. Growing together into one body or spot.

*Coenocytic*. Multinucleate; mycelia having no cell walls.

*Columella*. Sterile central axis in a mature fruiting body (Fig. 2.2).

*Concentric*. One circle within another with a common center.

*Conidiophore*. Simple or branched hyphae on which conidia are produced.

*Conidium*, pl. *Conidia*. Any asexual spore except sporangiospore or chlamydospore.

*Conk*. Term used in forestry for sporophores of Polyporaceae on trees.

*Control*. Prevention of, or reduction of loss from, plant disease.

*Coremium*, pl. *Coremia*. Synnema, a cluster of erect hyphae bearing conidia (Fig. 2.5).

*Coriaceous*. Like leather in texture.

*Culturing*. Artificial propagation of organisms on nutrient media or living plants.

*Cystidium*, pl. *Cystidia*. Sterile, often swollen cell projecting from hymenium in Basidiomycetes.

*Damping-off*. Seed decay in soil, or seedling blight.

*Decumbent*. Resting on substratum with ends turned up.

*Decurrent*. Running down the stipe or stem.

*Diagnosis*. Identification of nature and cause of a disease.

*Dieback*. Progressive death of branches or shoots beginning at tips.

*Defoliate*. To strip or become stripped of leaves.

*Dichotomous*. Branching, frequently successive, into two more or less equal arms.

*Dimidiate*. Having one half smaller than the other; of a perithecium, having outer wall covering only top half.

*Discomycetes*. The cup fungi, a subclass of Ascomycetes; with apothecia.

*Disease*. A condition in which use or structure of any part of the living organism is not normal.

*Disinfection*. Freeing a diseased plant, organ, or tissue from infection.

*Disinfestation*. Killing or inactivating disease organisms before they can cause infection; on surface of seed or plant part, or in soil.

*Dissemination*. Transport of inoculum from a diseased to a healthy plant.

*Disjuncter*. Cell or projection connecting spores of a chain.

*Duster*. Apparatus for applying fungicides in dry form.



*Echinulate*. Having small, pointed spines; used of spores.

*Endoconidium*, pl. *Endoconidia*. Conidium formed within a hypha.

*Enphytotic*. A plant disease causing constant damage from year to year.

*Epiphytotic*. Sudden and destructive development of a plant disease over an extensive area, an epidemic.

*Eradicant Fungicide*. One that destroys a fungus at its source.

*Eradication*. Control of disease by eliminating the pathogen after it is already established.

*Erumpent*. Breaking through surface of substratum.

*Excentric*. Off center.

*Exclusion*. Control of disease by preventing its introduction into disease-free areas.

*Exudate*. Liquid discharge from diseased tissues.

*Fasciation*. Joining side by side; a plant disease with flattened and sometimes curved shoots.

*Fascicle*. A small bundle or cluster.

*Filiform*. Threadlike.

*Fimbriate*. Fringed, or toothed.

*Flag*. A branch with dead leaves on an otherwise green tree.

*Flagellum*, pl. *Flagella*. Whiplike organ on a motile cell; cilium.

*Fruiting Body*. Fungus structure containing or bearing spores; mushroom, pycnidium, perithecium, apothecium, etc.

*Fumigant*. A volatile disinfectant, destroying organisms by vapor.

*Fungicide*. Chemical or physical agent that kills or inhibits fungi.

*Fungi Imperfecti*. Fungi that have not been connected with the perfect or sexual stage; most are imperfect states of Ascomycetes.

*Fungistatic*. An agent preventing development of fungi without killing them.

*Fungus*, pl. *Fungi*. An organism with no chlorophyll, reproducing by sexual or asexual spores, usually with mycelium with well-marked nuclei.

*Fusiform*. Spindle-like, narrowing toward the ends.

*Fusoid*. Somewhat fusiform.

*Gall*. Outgrowth or swelling, often more or less spherical, of unorganized plant cells as result of attack by bacteria, fungi, or other organisms.

*Gametangium*. Gamete mother cell.

*Gamete*. A sex cell, especially one formed in a gametangium.

- Germ Tube*. Hypha produced by a germinated fungus spore.
- Gill*. Lamella or hymenium-covered plate on underside of cap of a mushroom.
- Girdle*. A canker that surrounds stem, completely cutting off water supply and thus causing death; girdling roots also cause death.
- Glabrous*. Smooth.
- Gleba*. Sporulating tissue in an angiocarpous fruit body.
- Globose*. Almost spherical.
- Gram-negative, Gram-positive*. Not being stained, and being stained, by the Gram stain used in classifying bacteria.
- Haustorium*, pl. *Haustoria*. Special hyphal branch extended into living cell for purpose of absorbing food (Fig. 3.41).
- Heteroecious*. Undergoing different parasitic stages on two unlike hosts, as in the rusts.
- Heterothallic*. Of a fungus, sexes separate in different mycelia.
- Holocarpic*. Having all the thallus used for a fruiting body.
- Homothallic*. Both sexes present in same mycelium.
- Host*. Any plant attacked by a parasite.
- Hyaline*. Colorless, or nearly transparent.
- Hymenium*. Spore-bearing layer of a fungus fruiting body.
- Hyperplastic*. Term applied to a disease producing an abnormally large number of cells.
- Hypha*, pl. *Hyphae*. Single thread of a fungus mycelium.
- Hypoplastic*. Term applied to a disease with subnormal cell production.
- Hyphopodium*, pl. *Hyphopodia*. More or less lobed appendage to a hypha.
- Hysterothecium*. Oblong or linear perithecium, sometimes considered an apothecium, opening by a cleft.
- Immune*. Exempt from disease; having qualities that do not permit infection.
- Immunization*. Process of increasing the resistance of a living organism.
- Imperfect Fungus*. One lacking any sexual reproductive state.
- Imperfect State*. State of life-cycle in which asexual spores, or none, are produced. See Anamorph.
- Incubation Period*. Time between inoculation and development of symptoms that can be seen.
- Indehiscent*. Of fruit bodies, not opening, or with no special method.
- Infection*. Process of beginning or producing disease.

*Infection Court.* Place where an infection may take place, as leaf, fruit, petal, etc.

*Injury.* Result of transient operation of an adverse factor, as an insect bite, or action of a chemical.

*Innate.* Bedded in, immersed.

*Inoculation.* Placing of inoculum in infection court.

*Inoculum.* Pathogen or its part, as spores, fragments of mycelium, etc., that can infect plants.

*Inoperculate.* Not opening by a lid.

*Intercellular.* Between cells.

*Intracellular.* Within cells.

*Intumescence.* Knoblike or pustulelike outgrowth of elongated cells on leaves, stems, etc., caused by environmental disturbances.

*Lamella.* Gill.

*Lesion.* Localized spot of diseased tissue.

*Locule.* A cavity, especially one in a stroma.

*Macroconidia.* Large conidia.

*Macroscopic.* Large enough to be seen with the naked eye.

*Medulla.* Loose layer of hyphae inside a thallus; body of a sclerotium.

*Microconidia.* Very small spores, now considered spermatia of a fungus also having larger conidia.

*Micron.* 1/1000 millimeter, unit used for measuring spores.

*Microscopic.* Too small to be seen except with the aid of a microscope; true of most of the fungus structures shown in line drawings in this book.

*Mildew.* Plant disease in which the pathogen is a growth on the surface.

*Molds.* Fungi with conspicuous mycelium or spore masses, often saprophytes.

*Monoecious.* Male and female reproductive organs in same individual; in rusts, all stages of life cycle on single species of plant.

*Multinucleate.* Several nuclei in same cell.

*Mummy.* Dried, shriveled fruit, result of disease.

*Muriform.* Having cross and longitudinal septa.

*Mushroom.* An agaric fruit body (Fig. 2.4).

*Mycelium* pl. *Mycelia.* Mass of fungus hyphae.

*Mycelia Sterilia.* Fungi Imperfecti where spores, except for chlamydospores, are not present.

*Mycoplasmalike Organism (MLO)*. A wallless prokaryotic plant pathogen which has a single-unit membrane. See Phytoplasma.

*Mycorrhiza*, pl. *Mycorrhizae*. Symbiotic, nonpathogenic association of fungi and roots.

*Necrosis*. Death of plant cells, usually resulting in tissue turning dark.

*Necrotic*. As an adjective, killing.

*Nematicide*. Chemical or physical agent killing nematodes.

*Nematodes*. Nemas, roundworms, eelworms, cause of some plant diseases.

*Obligate Parasite*. A parasite that can develop only in living tissues, with no saprophytic stage.

*Obovate*. Inversely ovate, narrowest at base.

*Obtuse*. Rounded or blunted, greater than a right angle.

*Oogonium*, pl. *Oogonia*. Female sex organ in the Oomycetes (Fig. 2.1).

*Oomycetes*. Subclass of the Phycomycetes, gametangia of unequal size.

*Oospore*. Resting spore formed in a fertilized oogonium.

*Operculate*. With a cover or lid, as in some asci.

*Ostiole*. Porelike mouth or openings in papilla or neck of a perithecium or pycnidium.

*Papilla*, pl. *Papillae*. Small, nipplelike projection.

*Paraphysis*, pl. *Paraphyses*. A sterile hyphal element in the hymenium, especially in the Ascomycetes, usually clavate or filiform.

*Paraphysoids*. Threads of hyphal tissue between asci, like delicate paraphyses but without free ends.

*Parasite*. An organism that lives on or in a second organism, usually causing disease in the latter.

*Pathogen*. Any organism or factor causing disease.

*Pathogenic*. Capable of causing disease.

*Pedicel*. Small stalk.

*Perfect State*. Stage of life-cycle in which spores are formed after nuclear fission. See Teleomorph.

*Peridium*. Wall or limiting membrane of a sporangium or other fruit body, or of a rust sorus.

*Perithecium*. Subglobose or flasklike ascocarp of the Pyrenomycetes (Fig. 2.3).

*Phialide*. A cell that develops one or more open ends from which a basipetal succession of conidia develops without an increase in length of the phialide itself.

*Physiogenic Disease*. Caused by unfavorable environmental factors.

*Physiologic Races*. Pathogens of same variety and species structurally the same but differing in physiological behavior, especially in ability to parasitize a given host.

*Phytopathology*. Plant pathology, science of plant disease.

*Phytoplasma*. A MLO that is pathogenic to plants.

*Pileus*. Hymenium-supporting part of a fruit body of a higher fungus; the cap of a mushroom.

*Primary Infection*. First infection by a pathogen after going through a resting or dormant period.

*Prokaryotic*. Organisms which lack a true nucleus; includes bacteria and mycoplasmalike organisms.

*Promycelium*. Basidium of rusts and smuts.

*Pulvinate*. Cushionlike in form.

*Pycnidium*, pl. *Pycnidia*. Flasklike fruiting body containing conidia.

*Pycnium*. Spermogonium in the rusts, the 0 stage, resembling a pycnidium (Fig. 3.55).

*Resistance*. Ability of a host plant to suppress or retard activity of a pathogen.

*Resting Spore*. A spore, often thick-walled, that can remain alive in a dormant condition for some time, later germinating and capable of initiating infection.

*Resupinate*. Flat on the substratum with hymenium on outer side.

*Rhizoid*. Rootlike structure (Fig. 2.2).

*Rhizomorph*. A cordlike strand of fungus hyphae.

*Ring Spot*. Disease symptoms characterized by yellowish or necrotic rings with green tissue inside the ring, as in virus diseases.

*Roguing*. Removal of undesired individual plants.

*Rosette*. Disease symptom with stems shortened to produce a bunchy growth habit.

*Russet*. Brownish roughened areas on skins of fruit, from abnormal production of cork caused by disease, insect, or spray injury.

*Rust*. A fungus, one of the Uredinales, causing a disease also known as rust.

- Saprophyte*. An organism that feeds on lifeless organic matter.
- Scab*. Crustlike disease lesion; or a disease in which scabs are prominent symptoms (Fig. 3.58).
- Sclerotium*, pl. *Sclerotia*. Resting mass of fungus tissue, often more or less spherical, normally having no spores in or on it (Figs. 3.51, 3.53).
- Scorch*. Burning of tissue, from infection or weather conditions.
- Scutellum*. Plate or shieldlike cover, as in Microthyriales.
- Septate*. Having cross-walls, septa.
- Sessile*. Having no stem.
- Seta*, pl. *Setae*. A stiff hair, or bristle, generally dark-colored.
- Shothole*. A disease symptom in which small round fragments drop out of leaves, making them look as if riddled by shot.
- Sign*. Any indication of disease other than reaction of the host plant – pores, mycelium, exudate, or fruiting bodies of the pathogen.
- Slurry*. Thick suspension of chemical; used for seed treatment.
- Smut*. A fungus of the Ustilaginales, characterized by sooty spore masses; the name also used for the disease caused by the smut.
- Sooty Mold*. Dark fungus growing in insect honeydew.
- Sorus*, pl. *Sori*. Fungus spore mass, especially of rusts and smuts; occasionally, a group of fruiting bodies.
- Species*. One sort of plant or animal; abbreviated as “sp.” singular, and “spp.” plural. A genus name followed by sp. means that the particular species is undetermined. Spp. following a genus name means that several species are grouped together without being named individually.
- Spermogonium*. Walled structure in which spermatia are produced, a pycnium.
- Spermatium*, pl. *Spermatia*, a sex cell (+ or –), a pycniospore.
- Sporangiote*. Small sporangium without a columella and with a small number of spores.
- Sporangiophore*. Hypha bearing a sporangium.
- Sporangium*. Organ producing nonsexual spores in a more or less spherical wall (Fig. 2.1).
- Spore*. A single- to many-celled reproductive body, in the fungi and lower plants, which can develop a new plant.
- Sporidium*, pl. *Sporidia*. Basidiospore of rusts and smuts.
- Sporodochium*, pl. *Sporodochia*. Cluster of conidiophores interwoven on a stroma or mass of hyphae (Fig. 2.5).

*Sporophore*. Spore-producing or supporting structure – fruit body; used especially in the Basidiomycetes (Fig. 3.49).

*Sporulate*. To produce spores.

*Sprayer*. Apparatus for applying chemicals in liquid form.

*Sterigma*, pl. *Sterigmata*. Projection for supporting a spore.

*Stipe*. A stalk. *Stipitate*. Stalked.

*Strain*. An organism or group of organisms differing in origin or minor aspects from other organisms of same species or variety.

*Stroma*, pl. *Stromata*. Mass of fungus hyphae often including host tissue containing or bearing spores.

*Subiculum*, *Subicle*. Netlike woolly or crustlike growth of mycelium under fruit bodies.

*Substrate*. The substance or object on which a saprophytic organism lives and from which it gets nourishment.

*Suscept*. A living organism attacked by, or susceptible to, a given disease or pathogen; in many cases a more precise term than host but less familiar.

*Susceptible*. Unresistant, permitting the attack of a pathogen.

*Swarmspore*. Zoospore.

*Synnema*, pl. *Synnemata*. Groups of hyphae sometimes joined together, generally upright and producing spores; coremium.

*Systemic*. Term applied to disease in which single infection leads to general spread of the pathogen throughout the plant body; or to a chemical that acts through the vascular system.

*Teleomorph*. State of life-cycle in which spores are formed after nuclear fission.

*Teliospore*. Winter or resting form of rust spore, from which basidium is produced (Figs. 3.54, 3.55, 3.56).

*Telium*. Sorus producing teliospores.

*Thallophyte*. One of the simpler plants, belonging to the algae, bacteria, fungi, slime molds, or lichens.

*Thallus*. Vegetative body of a thallophyte.

*Tolerant*. Capable of sustaining disease without serious injury or crop loss.

*Toxin*. Poison formed by an organism.

*Tylosis* pl. *Tyloses*. Cell outgrowth into cavity of xylem vessel, plugging it.

*Urediospore*. Summer spore of rusts; one-celled, verrucose (Fig. 3.54).

*Uredium*. Sorus producing urediospores.

*Valsoid*. Having groups of perithecia with beaks pointing inward, or even parallel with surface, as in *valsa*.

*Vector*. An agent, insect, man, etc., transmitting disease.

*Vein-banding*. Symptom of virus disease in which regions along veins are darker green than the tissue between veins.

*Verrucose*. With small rounded processes or warts.

*Viroid*. The smallest known viruslike infectious agent having no protein coat and only a small amount of nucleic acid.

*Virulent*. Highly pathogenic; with strong capacity for causing disease.

*Viruliferous*. Virus-carrying; term applied particularly to virus-laden insects.

*Virus*. An obligate parasite capable of multiplying in certain hosts, ultramicroscopic, recognizable by the effects produced in infected hosts. Has nucleic acid with protein coat.

*Wilt*. Loss of freshness or drooping of plants due to inadequate water supply or excessive transpiration; a vascular disease interfering with utilization of water.

*Witches' Broom*. Disease symptom with abnormal brushlike development of many weak shoots.

*Yellows*. Term applied to disease in which yellowing or chlorosis is a principal symptom.

*Zoospore*. A swimming spore, swarmspore, capable of independent movement (Fig. 2.1).

*Zygomycetes*. Subclass of the *Phycomycetes*, characterized by gametes of equal size.

*Zygospor*e. Resting spore formed from the union of similar gametes (Fig. 2.2).



---

## Selected Bibliography

In the preparation of *Westcott's Plant Disease Handbook* references have been reviewed that cover a century of scientific reporting. An attempt has been made also to keep abreast of current literature. To cite all of the individual articles that have been helpful would fill another book. The bibliography presented here is a selected small sampling of the field surveyed, with emphasis on sources consulted in making nomenclatural decisions.

Periodicals that are regularly reviewed include *Plant Disease*, *Phytopathology*, *Review of Applied Mycology*, *Journal of Economic Entomology*, *A.I.B.S. Bulletin* (Agricultural Institute of Biological Sciences), *Biological Abstracts*, *Agricultural Chemicals*, *NAC News* (National Agricultural Chemicals Association), *Arborist's News*, *Proceedings of the National Shade Tree Conference*, *American Fruit Grower*, *American Vegetable Grower*, *Farm Journal*, *The Garden Journal* (New York Botanical Garden), *Plants and Gardens* (Brooklyn Botanic Garden), *The National Gardener* (National Council of State Garden Clubs), publications of many of the state garden clubs, most of the popular garden magazines, yearbooks and magazines of several single plant societies. In addition, there are numerous bulletins, circulars, and spray schedules from state experiment stations.

The following references provide coverage in depth of the current taxonomy of the major types of plant pathogens.

**Bacteria:** Volume 1 (1984) and Volume (1986) of *Bergey's Manual of Systematic Bacteriology*, published by Williams and Wilkins, and *Laboratory Guide for Identification of Plant Pathogenic Bacteria* (1980) by N. W. Schaad, published by APS Press, The American Phytopathological Society.

**Viruses:** *Classification and Nomenclature of Viruses* (1979) by R. E. F. Matthews, published by Academic Press, and *Descriptions of Plant Viruses*, published by the Commonwealth Mycological Institute and Association of Applied Biologists.

**Fungi:** *Plant Pathogenic Fungi* (1987) by J. A. von Arx, published by J. Cramer in Berlin, *Ainsworth and Bisby's Dictionary of the Fungi* (1983) by D.L. Hawksworth, B.C. Sutton and G.C. Ainsworth, 7th Edition, published by Commonwealth Mycological Institute, and *Illustrated Genera of Imperfect Fungi* (1972), by H.L. Barnett and H.B. Hunter, 3rd Edition, published by Burgess Publishing Company.

**Nematodes:** *Pictorial Key to Genera of Plant-Parasitic Nematodes* (1975) by W.F. Mai and H.H. Lyon, 4th Edition, published by Cornell University Press.

Finally, the APS Press, the publishing group of the American Phytopathological Society, produces a *Compendium of Plant Disease* series that provides information about causes, cycles, and control of plant diseases. There are presently more than 30 books in this series.

Ainsworth GC, Bisby GR (2001) *Ainsworth and Bisby's Dictionary of the Fungi*, 9th edn. Kirk PM, Cannon PF, David JC, Staplers JA (eds). CABI Publishing, 624 pp

Aldrich D (1954) American Society for Horticultural Science. The care and feeding of garden plants. National Fertilizer Association, Washington DC

Alexopoulos CJ, Mims CW, Blackwell M (1996) *Introductory Mycology*. John Wiley and Sons, NY, pp 868

Allen MW (1952) Taxonomic status of the bud and leaf nematodes related to *Aphelenchoides fragariae* (Ritzema Bos 1891). *Proc Helm Soc Wash* 19(2):108–120

— (1955) A review of the genus *Tylenchorhynchus*. *Univ Calif Public Zoology* 61(3):129–166

Allen MW, Jensen HJ (1951) *Pratylenchus vulnus* (Nematoda, Pratylenchinae) a parasite of trees and vines in California. *Helm Soc Sci J* 18:47–50

— (1957) A review of the nematode genus *Trichodorus* with descriptions of ten new species. *Nematologica* 2(1):32–62

Anderson HW (1956) *Disease of Fruit Crops*, 1st edn. McGraw-Hill Book Company, Inc. New York, p 501

Anonymous (1953) Distribution, symptoms and control of some of the more important plant diseases. *Plant Disease Reporter Suppl* 221:106–181

— (1956) *Plant pest handbook*. Connecticut Agricultural Experimental Station Bulletin. <http://www.ct.gov/caes/cwp/view.asp?a=2826&q=37818&caesNav=1>

— (1968) Recommended fungicides and nematicides. Ext. Serv., College of Agr., Pennsylvania State University, University Park, PA

— (1999) Watch out for witchweed. USDA <http://www.aphis.usda.gov/lpa/pubs/witchwee.pdf>

— (2007) Pesticides for New Jersey. New Jersey Agricultural Experiment Station, Rutgers, N. <http://njaes.rutgers.edu/pubs/pesticidesforni/>

Arthur JC (1934) *Manual of the Rusts in United States and Canada*, Purdue Research Foundation. Lafayette, IN. With supplement by G.B. Cummins. The Hafner Publishing Co., Inc., New York. 1962

- Bailey LH, Ethel ZB (compilers) (1941) *Hortus second*. The MacMillan Company, New York
- Baker KF (ed) (1957) *The U.C. System for Producing Healthy Container-grown plants*. California Agricultural Experimental Station Manual 23, 332 pp
- Barnett HL, Hunter BB (1998) *Illustrated Genera of Imperfect Fungi*. 4th edn. Burgess Publishing Company, Minneapolis, MN, 218 pp
- Bawden FC (1964) *Plant Viruses and Virus Diseases*, 4th edn. The Ronald Press Company, New York
- Beemster ABR, Dijkstra J (eds) (1966) *Viruses of Plants*. John Wiley & Sons, Inc., New York
- Bessey EA (1950) *Morphology and Taxonomy of Fungi*. The Blakiston Company, Philadelphia, PA. And Hafner Publishing Co., 1961
- Birchfield W (1957) The burrowing nema situation in Florida. *J Econom Entomol* 50:562–566
- Bisby GR (1945) *An Introduction to the Taxonomy and Nomenclature of Fungi*. Commonwealth Mycological Institute, Kew, Surrey, England
- Boyce JS (1961) *Forest Pathology*, 3rd edn. McGraw-Hill Book Company, Inc., New York
- Brandes GA, Tulio MC, Skiles RL (eds) (1959) *Compendium of Plant Diseases*. Rohm & Haas Company, Philadelphia, PA
- Bray DF (1958) Gas Injury to Shade Trees. *Sci Tree Topics* 2(5):19–22. Bartlett Tree Research Laboratories, Stamford, CT
- Brierley P (1944) Viruses described primarily on ornamental or miscellaneous plants. *Plant Disease Reporter Supplement* 150:410–482
- Brunt AA, Crabtree K, Dallwitz MJ, Gibbs AJ, Watson L (1996) *Virus of Plants. Descriptions and List from the VIDE Database*. CAB International, University Press, Cambridge, pp 1484
- Buchanan RE, Gibbons NE (1974) *Bergey's Manual of Determinative Bacteriology*, 8th edn. The Williams and Wilkins Company, Baltimore, MD
- Buhrer EM (1954) Common names of some important plant pathogenic nematodes. *Plant Disease Reporter* 38:535–541
- Burkholder WH (1957) In *Bergey's Manual of Determinative Bacteriology*, 7th edn. The Williams and Wilkins Company, Baltimore, MD, pp. 89–183, 288–292, 349–359, 579–597
- Burnett, HC (1965) *Orchid Diseases*. State of Florida Dept. of Agriculture, Div. of Plant Industry, Vol. I, No. 3, Gainesville, FL
- Cairns EJ et al (1954) Symposium on new developments and new problems concerning nematodes in the South. *Plant Disease Reporter Supplement* 227:75–107
- Campana R, chairman (1957) *Guide for community-wide control of Dutch elm disease*. Midwestern Chapter, National Shade Tree Conference
- Caroselli NE (1957) *Verticillium Wilt of Maples*. Rhode Island Agriculture Experiment Station Bulletin 335:3–84
- Carter JC (1964) *Illinois Trees: Their Diseases*. IL National History Survey Circular 46. Urbana, IL. Rev.

- (1967) Dutch Elm Disease in Illinois. IL National History Survey Circular 53
- (1964) The Wetwood Disease of Elm. IL National History Survey Circular 50
- Carter W (1963) *Insects in Relation to Disease*. John Wiley & Sons, New York
- Chester KS (1947) *Nature and Prevention of Plant Diseases*, 2nd edn. The Blakiston Company, Philadelphia, PA
- (1946) *Nature and Prevention of Cereal Rusts as Exemplified in the Leaf Rust of Wheat*. Chronica Botanica Company, Waltham, MA
- Chitwood BG (1951) Golden Nematode of Potatoes. USDA Circular 885
- (1949) Root-knot nematodes. Part I. A revision of the genus *Meloidogyne* Goeldi 1887. *Proc Helm Soc Wash* 16:90–104
- Chitwood BG, Birchfield W (1956) *Nematodes, Their Kinds and Characteristics*. State Plant Board of FL. Vol II Bul 9:5–49
- Chitwood BG, Hannon CI, Esser RP (1956) A new nematode genus, *Meloidodera*, linking the genera *Heterodera* and *Meloidogyne*. *Phytopathology* 46:264–266
- Christensen CM (1965) *Common Fleshy Fungi, Revised*. Burgess Publishing Company, Minneapolis, MN
- Christie JR (1959) *Plant Nematodes, Their Bionomics and Control*. University of Florida, Gainesville, FL
- Christie JR, Perry VG (1951) A root disease of plants caused by a nematode of the genus *Trichodorus*. *Science* 113:491–493
- Christie JR, Taylor AL (1952) *Controlling Nematodes in the Home Garden*. USDA Farmers Bulletin 2048
- Chupp C (1925) *Manual of Vegetable-garden Diseases*. The Macmillan Company, New York
- (1953) *A Monograph of the Fungus Genus Cercospora*. Published by author, Ithaca, NY
- Chupp C, Sherf AF (1960) *Vegetable Diseases and Their Control*. Ronald Press, New York
- Clements, FE, Shear CL (1931) *The Genera of Fungi*. H. W. Wilson Company, New York. Reprint Hafner Publishing Company, New York, 1965
- Converse, RH (1966) *Diseases of Raspberries and Erect and Trailing Blackberries*. USDA Agriculture Handbook 310
- Cooke WB (1952) Nomenclatorial notes on Erysiphaceae. *Mycologia* 44:57
- Corbett MK, Sisler HD (eds) (1964) *Plant Virology*. University of Florida Press, Gainesville, FL
- Couch HB (1962) *Diseases of Turfgrasses*. Reinhold Publishing Corporation, New York
- Couch JN (1938) *The Genus Septobasidium*. University of North Carolina Press, Chapel Hill, NC
- Cox RE (1954) *Some Common Diseases of Flowering Dogwood in Delaware*. Delaware Agricultural Experiment Circular 27
- Cummins GB (1959) *Illustrated Genera of Rust Fungi*. Burgess Publishing Company, Minneapolis, MN
- Cummins GB, Stevenson JA (1956) A check list of North American rust fungi (Uredinales). *Plant Disease Reporter Supplement* 240:109–193

- Darrow GM, McGrew JR, Scott DH (1957) Reducing Virus and Nematode Damage to Strawberry Plants. USDA Leaflet 414
- Davies RE, Sinclair WA (1998) Phytoplasma identity and disease etiology. *Phytopathology* 88:1372–1379
- Davis RE, Whitcomb RF, Steere RL (1968) Remission of aster yellows disease by antibiotics. *Science* 161(3843):793–795
- Davis SH, Hamilton CC (1955) Diseases and Insect Pests of Rhododendron and Azalea. New Jersey Agricultural Experiment Station Circular 571
- Dickson JG (1956) Diseases of Field Crops, 2nd edn. McGraw-Hill Book Company, Inc., New York
- Dickson RC (1955) A working list of the names of aphid vectors. *Plant Disease Report* 39:445–452
- Diener TO (1979) *Viroids and Viroid Diseases*. John Wiley & Sons, NY, pp 252
- (1987) *The Viroids*. Plenum Press, NY, pp 344
- Dimock AW (1953) *The Gardener's ABC of Pest and Disease*. M. Barrows and Company, Inc., New York
- Dimock AW et al (1975) 1975 Cornell Recommendations for Commercial Floriculture Crops. N.Y. State College of Agriculture, Ithaca, NY
- Dimond AE, Stoddard EM (1955) Toxicity to Greenhouse Roses from paints Containing Mercury Fungicides. Connecticut Agricultural Experiment Station Bulletin 595
- Dittmer DS (ed) (1959) *Handbook of Toxicology, Vol V: Fungicides*. W. B. Saunders Co., Philadelphia, PA
- Dochinger LS (1957) Verticillium wilt, its nature and control. *Proc. National Shade Tree Conference* 33:202–212
- Doolittle SP, Taylor AL, Danielson LL (1961) Tomato Disease and Their Control. USDA Agriculture Handbook 203
- Dowson WJ (1957) *Plant Diseases Due to Bacteria*, 2nd edn. Cambridge University Press, New York
- Drews-Alvarez R. (2003) Fungi Blackspot, in *Encyclopedia of Rose Science*, in 3 volumes, 1800 pp
- Duddington CL (1957) *The Friendly Fungi. A New Approach to the Eelworm problem*. Faber and Faber, London
- Elliott C (1952) *Manual of Bacterial Plant Pathogens*, rev. edn. The Williams and Wilkins Company, Baltimore, MD
- Emsweller SL, Brierley P, Smith FF (1963) *Roses for the Home*. USDA Home and Garden Bulletin 25
- Engelhard AW (1957) Host index of *Verticillium albo-atrum*. Reinke & Berthe. *Plant Disease Report Supplement* 244:23–49
- Esau K (1961) *Plants, Viruses, and Insects*. Harvard University Press, Cambridge, MA
- Fauquet CM, Berthiaume L, Ackermann HW, Calisher CH, Goldbach R, Payment P (1995) Introduction to the universal system of virus taxonomy. *Archives Virology Supplement* 10:1–18
- Fauquet CM, Martelli GP (1995) Updated ICTV list of names and abbreviations of viruses, viroids and satellites infecting plants. *Archives Virology* 140:393–413

- Fawcett HS (1936) *Citrus Diseases and Their Control*, 2nd edn. McGraw-Hill Book Company, Inc., New York
- Felt EP, Rankin RH (1932) *Insects and Diseases of Ornamental Trees and Shrubs*. The Macmillan Company, New York
- Fenska RE (1954) *Tree Experts Manual*, 2nd edn. A T De La Mare Company, Inc, New York
- Filipev IN, Schuurmans Stekoven JH (1941) *A Manual of Agricultural Helminthology*. E J Brill Co, Leiden, Holland
- Fischer GW (1953) *Manual of the North American Smut Fungi*. The Ronald Press Company, New York
- Fischer GW, Holton CS (1957) *Biology and Control of the Smut Fungi*. The Ronald Press Company, New York
- Fitzpatrick HM (1930) *The Lower Fungi – Phycomycetes*. McGraw-Hill Book Company, Inc, New York
- Forsberg JL (1975) *Diseases of Ornamental Plants*. Univ. of Illinois, College of Agriculture Special Publ. No 3, Urbana, IL
- Fowler ME, Gravatt GF (1945) *Reducing Damage to Trees from Construction Work*. USDA Agricultural Farmers Bulletin 1957
- Frear DEH (ed) (1968) *Pesticide Handbook Entoma*, 20th edn. College Science Publishers, State College, PA (Revised each year, this edition lists 9486 pesticides by trade names and formulae.)
- (1955) *Chemistry of the Pesticides*, 3rd edn. D. Van Nostrand Company, Inc., Princeton, NJ
- Gambrell FL, Gilmer RM (1956) *Insects and Diseases of Fruit Nursery Stocks and Their Control*. NY (Geneva) Agricultural Experiment Station Bulletin 776
- Garrett SD (1944) *Root Disease Fungi*. Chronica Botanica Company, Waltham, MA
- Gilman JC (1957) *A Manual of Soil Fungi*, 2nd edn. Iowa State College Press, Ames, IA
- Gleason ML, Helland SJ (2003) *Fungi: Botrytis*, in *Encyclopedia of Rose Science*, in 3 volumes, 1800 pp
- Golden AM (1956) *Taxonomy of the Spiral Nematodes (Rotylenchus and Stelicotylenchus) and the Developmental Stages and Host Parasite Relationships of R. buxophilus n. sp. Attacking Boxwood*. University of Maryland Bulletin A-85
- Golden AM, Taylor AL (1956) *Rotylenchus christiei, n. sp., a new spiral nematode associated with roots of turf*. Proc Helm Soc Wash 23:109–112
- Goodey T (1933) *Plant Parasitic Nematodes and the Diseases They Cause*. E. P. Dutton and Company, New York
- (1963) *Soil and Fresh Water Nematodes*, 2nd edn. Methuen & Co., Ltd., London, England
- Goodman RN, Kiraly Z, Zaitlin M (1967) *The Biochemistry and Physiology of Infectious Plant Disease*. D. Van Nostrand Company, Inc., Princeton, NJ
- Gould CJ (ed) (1957) *Handbook on Bulb Growing and Forcing*. Northwest Bulb Growers Association, Mt. Vernon, WA

- Gould CJ, Harris MR, Eade GW. Disease of Ornamentals. Washington State University, Agricultural Extension Mimeograph 683
- Gram E, Weber A (1953) Plant Diseases in Orchard, Nursery and Garden Crops. Ed. and adap. by R.W.G. Dennis. Tr. from the Danish by Evelyn Ramsden. Philosophical Library, New York
- Granados RR, Maramorosch K, Shikata E (1968) Mycoplasma: Suspected etiologic agent of corn stunt. National Academy of Science. Proceedings 60(3):841–844
- Guba E (1961) Monograph of Monochaetia and Pestalotia. Harvard University Press, Cambridge, MA
- Hawksworth FG, Wiens D (1972) Biology and Classification of Dwarf Mistletoes (Arceuthobium). USDA Agriculture Handbook 401
- Hayley D (ed) (1967) Official FDA Tolerances. National Agricultural Chemicals Association News 25(3):3–23
- Heald FD (1933) Manual of Plant Diseases, 2nd edn. McGraw-Hill Book Company, Inc., New York
- Hedden OK, Wilson JD, Slesman JP (1966) Equipment for Applying Soil Pesticides. USDA Agriculture Handbook 297
- Hepting GH (1968) Diseases of Forest and Shade Trees of the United States. Distributed and processed as Diagnosis of Disease in American Forest and Shade Trees. USDA Forest Service, in 5 volumes, dated 1964, 1966, 1968
- Hert AP, Jones JB (2003) Bacteria: Crown Gall Diseases. In: Encyclopedia of Rose Science in 3 volumes, 1800 pp
- Hildebrand EM, Cook HT (1959) Sweetpotato Diseases. USDA Farmers Bulletin 1059
- Holmes FO (1948) Virales. In: Bergey's Manual of Determinative Bacteriology, 6th edn. The Williams and Wilkins Company, Baltimore, MD, pp 1128–1224
- Holmes FW, Chater CS (1966) Culture, Diseases, Injuries, and Pests of Maples in Shade and Ornamental Plantings. University of Massachusetts Cooperative Extension Service Publication 443
- Holton CS, Fischer GW, Fulton RW, Hart H, McCallan SEA (eds) (1959) Plant Pathology, Problems and Progress. University of Wisconsin Press, Madison, WI
- Hopkins JCF (ed) (1957) Common Names of Viruses Used in the Review of Applied Mycology. Review of Applied Mycology Supplement 35
- Hopper BE, Cairns EJ (1959) Taxonomic Keys to Plant, Soil and Aquatic Nematodes. Alabama Polytechnic Institute, Auburn, AL
- Horsfall JG (1956) Principles of Fungicidal Action. Chronica Botanica Company, Waltham, MA
- Horsfall JG, Dimond AE (eds) (1959, 1960) Plant Pathology, An Advanced Treatise. 3 volumes. Academic Press, New York
- Horsfall JG, Lukens RJ (1966) Selectivity of Fungicides. Connecticut Agricultural Experiment Station. Bulletin 676
- Horst RK (1977 and 2007) Viroid. McGraw-Hill Yearbook Science and Technology. McGraw-Hill Book Company, Inc., New York
- (1983) Compendium of Rose Diseases (1st edn). APS Press, St. Paul, MN, pp 72
- (2003) Diseases: Overview, in Encyclopedia of Rose Science in 3 volumes, 1800 pp

- (2007) Cynthia Westcott, The Plant Doctor, in Pioneer Women in Plant Pathology. APS Press, St. Paul, MN, 352 pp
- Horst RK, Cloyd R (2007) Compendium of Rose Diseases, Insects and Mites, 2nd edn. APS Press, St. Paul, MN, 83 pp
- Horst RK, Nelson PE (1997) Compendium of Chrysanthemum Diseases. APS Press, St. Paul, MN, 88 pp
- Horst RK, Dimock AW (1977) Diseases of Bearded Irises. NYSAES Bulletin 128
- Horst RK, Nelson PE (1975) Diseases of Chrysanthemums. NYSAES Bulletin 85
- Hough WS, Freeman Mason A (1951) Spraying, Dusting and Fumigating of Plants. Rev. ed. The MacMillan Company, New York
- Howard FL, Rowell JB, Keil HL (1951) Fungus Diseases of Turf Grasses. Rhode Island Agricultural Experiment Station Bulletin 308
- Hubert FP (1951) Common names of diseases of woody plants. Plant Disease Report Supplement 206:206–235
- Hutchinson MT (1959) Crop rustling nematodes cost \$15 million yearly. New Jersey Agriculture 41(1):9–12
- Hutchinson MT et al (1961) Plant Parasitic Nematodes of New Jersey. New Jersey Agricultural Experiment Station Bulletin 796
- Irons F (1967) Hand Sprayers and Dusters. USDA Home and Garden Bulletin 63
- Jenkins AE (1947) A specific term for diseases caused by *Elsinoe* and *Sphaceloma*. Plant Disease Report 31:71
- Jenkins WR, Taylor DP (1967) Plant Nematology. Reinhold Publishing Corporation, New York
- Jenkins WR, Taylor DP, Rhode RA, Coursen BW (1957) Nematodes Associated with Crop Plants in Maryland. University of Maryland Bulletin A-89
- Johnson HW, Chamberlain DW, Lehman SG (1954) Diseases of Soybeans and Methods of Control. USDA Circular 931
- Klass C, Snover-Clift K (2008) Pest Management Around the Home. Cornell Misc Bul 574 <http://pmguidelines.org/Home/>
- Klotz LJ (1961) Color Handbook of Citrus Diseases, 3rd edn. University of California, Division of Agricultural Sciences, Berkeley, CA
- Koltunow AM, Rezaian MA (1989) A scheme for viroid classification. Intervirology 30:194–201
- Kreitlow KW, Juska FV (1967). Lawn diseases. USDA Home and Garden Bulletin 61
- Lapage SP, Sneath PHA, Lissel EF, Skerman VBD, Seelizer HPR, Clark WA (1992) Intern. Code of Nomenclature of Bacteria (1970 Revision). American Society for Microbiol. Washington, DC
- Large EC (1940) The Advance of the Fungi. Henry Holt and Company, New York (Paperback, Dover Publishing, Inc., New York 1962)
- Lawrence FP, Brogden JE (1955) Control of Insects and Diseases of Dooryard Citrus Trees. University of Florida Agricultural Extension Service Circular 139
- Leach JG (1940) Insect Transmission of Plant Diseases. McGraw-Hill Book Company, New York



- Lentz PL (1955) Stereum and Allied Genera of Fungi in the Upper Mississippi Valley. USDA monograph 24
- Leukel RW, Tapke VG (1954) Cereal Smuts and Their Control. USDA Farmers Bulletin 2069
- Linde M, Shishkoff N (2003) Fungi: Powdery Mildew. In: Encyclopedia of Rose Science, in 3 volumes, 1800 pp
- Lowe JL (1957) Polyporaceae of North America; the genus Fomes. NYS College of Forestry Technical Publication 80
- Mai WF, Harrison MB (1959) The Golden Nematode. Cornell Extension Bulletin 870
- Maramorosch K (1965) reporter. A new system of classifying viruses proposed by the International Provisional Virus Nomenclature Committee. *Phytopathology* 55:1158
- Maramorosch K, Shikata E, Granapos RR (1968) Mycoplasma-like bodies in leathoppers and diseased plants. *Phytopathology* 58:886
- Marshall RP (1942) Care of Damaged Shade Trees. USDA Farmers Bulletin 1896
- Marshall RP, Waterman AM (1948) Common Diseases of Important Shade Trees. USA Farmers Bulletin 1987
- Martelli GP (1992) Classification and nomenclature of plant viruses: state of the art. *Plant Disease* 76:436–442
- Martin GW (1950) Outline of the Fungi. W. C. Brown Co., Dubuque, IA
- (1955) Are fungi plants? *Mycologia* 47:779–792
- (1961) Key to the Families of Fungi. In: A Dictionary of the Fungi, 5th edn. pp 497–519
- May C (1961) Diseases of Shade and Ornamental Maples. USDA Handbook 211
- (1965) Rusts of Juniper, flowering crabapple and hawthorn. *American Horticultural Magazine* 44:29–32
- Mayo MA, Horzinek M (1998) A revised version of the international code of virus classification and nomenclature. *Archives Virology* 143:1645–1654
- McFadden LA (1961) Palm diseases. *Am Horticult Mag* 40:148–150
- McGrew JR (1966) Strawberry Diseases. USDA Farmers Bulletin 2140
- Meister RT (ed) (1967) Farm Chemicals; 1967 Handbook. Meister Publishing Company, Willoughby, OH (Revised each year)
- Melhus IE, Kent GC (1939) Elements of Plant Pathology. The MacMillan Company, New York
- Miller HN (1955) Investigations with Antibiotics for Control of Bacterial Diseases of Foliage Plants. Florida Agricultural Experiment Station. J Series 420
- Mills WD, Laplante AA (1954) Diseases and Insects in the Orchard. Cornell Extension Bulletin 711
- Moore AE (1957) Bibliography of Forest Disease Research in the Department of Agriculture Miscellaneous Publications 725
- Moore WC (1939) Diseases of bulbs. Ministry of Agriculture and Fisheries (Great Britain) Bulletin 117
- Murphy FA, Fauquet CM, Bishop DHL, Ghabrial SA, Jarivs AW, Martelli GP, Mayo MA, Summers MD (1995) Virus taxonomy, classification and nomenclature of

- viruses. 6th Report of International Committee for the Taxonomy of Viruses, Archives of Virology, Supplement 10, 596 pp
- National Research Council, Subcommittee on Plant Pathogens, Agricultural Board (1969) Plant Disease Development and Control. National Academy of Sciences, Washington, DC
- Nelson R (1948) Diseases of gladiolus. Michigan Agricultural Station Special Bulletin 350
- Nienstaedt H, Graves AH (1955) Blight Resistant Chestnuts. Connecticut Agricultural Experiment Station Circular 192
- Noble M, de Tempe J, Neergaard P (1958) An Annotated List of Seed-borne Diseases. Commonwealth Mycological Institute, Kew, Surrey, England
- Osborn MR, Philips AM, Pierce WC (1954) Insects and Diseases of the Pecan and Their Control. USDA Farmers Bulletin 1829
- Parker KG, Fisher EG, Mills WD (1956) Fire Blight on Pome Fruits and its Control. Cornell Extension Bulletin 966
- Parris GK (1952) Diseases of Watermelons. Florida Agricultural Experiment Station Bulletin 491
- Pirone PP (1959) Tree Maintenance, 3rd edn. Oxford University Press, New York
- Pirone PP (1970) Diseases and Pests of Ornamental Plants, 4th edn. The Ronald Press Company, New York
- Pirone PP, Dodge BO, Rickett, HW (1960) Diseases and Pests of Ornamental Plants. The Ronald Press Company, New York (This is the 3rd edn. of Dodge and Rickett's book of the same name.)
- Plakidas AG (1964) Strawberry Diseases. Louisiana State University Press, Baton Rouge, LA
- Pyenson LL (1951) Elements of Plant Protection. John Wiley & Sons, Inc. New York
- (1964) Keep your Garden Healthy. E. P. Dutton & Co., Inc., New York
- Reed LB, Doolittle SP (1967) Insects and Diseases of Vegetables in the Home Garden. USDA Home Garden Bulletin 46
- Roberts DA, Boothroyd CW (1972) Fundamentals of Plant Pathology. W. H. Freeman and Company, San Francisco, CA
- Rogers DP (1943) The genus *Pellicularia* (Thelephoraceae). *Farlowia* I(1):95–118
- Rohde RA, Jenkins WR (1958) Basis for Resistance of *Asparagus officinalis* var. *atilis* L. to the Stubby-root Nematode *Trichodorus christiei* Allen. Technical University of Maryland Bulletin A-97
- Salmon ES (1900) A Monograph of the Erysiphaceae. *Mem. Torrey Bot Club* 9:1–292
- Sasser JN (1954) Identification and Host-parasite Relationships of Certain Root-knot Nematodes. *Univ MD Agr Exp Sta Tech Bul A-77*
- Sasser JN, Cairns EJ (eds) (1958) Plant Nematology Notes, from Workshops, 1954 and 1955. Southern Regional Nematode Project (S-19), 2nd edn.
- Sasser JN, Jenkins WR (eds) (1960) Nematology, Fundamentals and Recent Advances with Emphasis on Plant Parasitic and Soil Forms. University of North Carolina Press, Chapel Hill, NC

- Scharpf RF, Hawksworth FG (1974) Mistletoes on hardwoods in the United States. USDA Forest Pest Leaflet 147
- Schindler AF (1957) Parasitism and pathogenicity of *Xiphinema diversicaudatum*, an ectoparasitic nematode. *Nematologica* 2(1):25–31
- Schroth MN, Hildebrand DC (1968) A chemotherapeutic treatment for selectively eradicating crown gall and olive knot neoplasms. *Phytopathology* 58:848–854
- Seaver FJ (1928, 1942) *The North American Cup-fungi (operculates)*. Published by the author, New York. (Now available from Hafner Publishing Company)
- Seymour AB (1929) *Host Index of the Fungi of North America*. Harvard University Press, Cambridge, MA
- Sharvelle EG (1961) *The Nature and Uses of Modern Fungicides*. Burgess Publishing Company, Minneapolis, MN
- Shattock RC (2003) Fungi: Rust, in *Encyclopedia of Rose Science*, in 3 volumes, 1800 pp
- Sher SA, Allen MW (1953) Revision of the genus *Pratylenchus* (Nematoda, Tylenchidae). *University of California Public Zoology* 57(6):441–470
- Shurtleff MC (1966) *How to Control Plant Diseases in Homes and Gardens*, 2nd edn. IA State University Press, Ames, IA
- Sinclair JB (ed) (1968) *Fungicide-Nematicide Tests—Results of 1967*. American Phytopathological Society
- Smith KM (1957) *A Textbook of Plant Virus Diseases*, 2nd edn. Little, Brown and Company, Boston, MA
- (1968) *Plant Viruses*, 4th edn. Methuen & Co., Ltd., London
- Smith RE (1940) *Diseases of Flowers and Other Ornamentals*. California Agricultural Extension Circular 118
- (1940) *Diseases of Truck Crops*. California Agricultural Extension Circular 119
- (1941) *Diseases of Fruits and Nuts*. California Agricultural Extension Circular 120
- Snyder WC, Hansen HH (1954) The Species Concept in *Fusarium*. *American Journal of Botany* 27:64–67, 1940 and 32:657–665, 1945. *Annual New York Academy of Science* 60:6–23 1954
- Spears, Joseph F (1969) *The Golden Nematode Handbook*. USDA Handbook 353
- Spethmann W, Otto G (2003) Pests: Nematodes, in *Encyclopedia of Rose Science* in 3 volumes, 1800 pp
- Sprague HB (ed) (1964) *Hunger Signs in Crops*, 3rd edn. David McKay Co., Inc., New York
- Sprague R (1950) *Diseases of Cereals and Grasses in North America*. The Ronald Press Company, New York
- Stakman EC, Harrar JG (1957) *Principles of Plant Pathology*. The Ronald Press Company, New York
- Steiner G (1956) *Plant Nematodes the Grower Should Know*. Florida Department of Agriculture Bulletin 131
- Stevens FL (1925) *Plant Disease Fungi*. The Macmillan Company, New York
- Stevens FL, Hall JG (1933) *Diseases of Economic Plants*. The Macmillan Company, New York

- Stevens NE, Stevens RB (1952) Disease in Plants. Chronica Botanica Company, Waltham, MA
- Streets RB (1937) Phymatotrichum (cotton or Texas) Root Rot in Arizona. University of Arizona Technical Bulletin 71
- Strong FC (1957) Nature and control of anthracnose of shade trees. *Arborists News* 22(5):33–39
- Suit RF (1949) Parasitic Diseases of Citrus in Florida. Florida Agricultural Experiment Station Bulletin 463
- Szyndel MS (2003) Viruses, in *Encyclopedia of Rose Science*, in 3 volumes, 1800 pp
- Tarjan AC (1960) Check List of Plant and Soil Nematodes. University of Florida Press, Gainesville, FL
- Taylor AL, Dropkin VH, Martin GC (1955) Perineal patterns of root-knot nematodes. *Phytopathology* 45:26–34
- Thorne G (1961) Principles of Nematology. McGraw-Hill Book Company, Inc., New York
- (1949) On the classification of the Tylenchida, new order (Nematoda, Phasmidia). *Proc Helm Soc WA* 16:37–73
- Torgenseon DC, Young RA, Milbrath JA (1954) Phytophthora Root Rot Diseases of Lawson Cypress and Other Ornamentals. Oregon Experiment Station Bulletin 537
- Toussoun TA, Nelson PE (1968) A Pictorial Guide to the Identification of Fusarium Species. The Pennsylvania State Univ. Press, University Park and London
- United States Department of Agriculture (1949) Trees. The Yearbook of Agriculture. Washington, DC
- (1954) Plant Diseases. The Yearbook of Agriculture
- (1957) Soil. The Yearbook of Agriculture
- (1960) Index of Plant Diseases in the United States. Agriculture Handbook 165
- (1966) Index of Plant Virus Diseases. Agriculture Handbook 307
- (1951) Virus Diseases and Other Disorders with Virus-like Symptoms of Stone Fruits in North America. Agriculture Handbook 10
- (1966) Power Sprayers and Dusters. Farmers Bulletin 2223
- Van Regenmortel MHV (1989) Applying the species concept to plant viruses. *Archives Virology* 104:1–17
- (1990) Virus species, a much overlooked but essential concept to plant viruses. *Intervirology* 31:241–254
- (1999) How to write the names of virus species. *Archives Virology* 144:1041–1042
- van Regenmortel MHV, Fauquet CM, Bishop DHL, Carstens EB, Estes MK, Lemon SM, Maniloff J, Mayo MA, McGeoch DJ, Prigle CR, Wickner RB (2000) Virus Taxonomy. Classification and Nomenclature of Viruses. 7th Report of the International Committee for the Taxonomy of Viruses. Academic Press, San Diego, San Francisco, New York, Boston, London, Sydney, Tokio, p 1121
- Walker JC (1952) Diseases of Vegetable Crops. McGraw-Hill Book Company, Inc., New York
- (1957) Plant Pathology, 2nd edn. McGraw-Hill Book Company, Inc., New York
- Walker JC, Larson RH (1961) Onion Diseases. USDA Agriculture Handbook 208

- Weiss, Freeman (1940) Ovulinia, a new generic segregate from Sclerotinia. *Phytopathology* 30:236–244
- (1945) Viruses described primarily on leguminous vegetables and forage crops. *Plant Disease Reporter Supplement* 155:82–140
- (1945) Viruses, virus diseases and similar maladies on potatoes, *Solanum tuberosum*. *Plant Disease Reporter Supplement* 155:82–140
- Welch DS, Matthyse JG (1955) Control of the Dutch Elm Disease in New York State, *Cornell Extension Bulletin* 932
- Westcott C (1953) *Garden Enemies*. D. Van Nostrand Company, Inc., Princeton, NJ
- (1961) *Are You Your Garden's Worst Pest?* Doubleday and Company, Inc., New York
- (1964) *The Gardener's Bug Book*. 3rd edn. Doubleday and Company
- (1965) *Anyone Can Grow Roses*, 4th edn. D. Van Nostrand Company, Inc
- Westcott C, Walker JT (eds) (1966) *Handbook on Garden Pests*. Brooklyn Botanic Garden, Brooklyn, NY
- Whetzel HH (1945) A synopsis of the genera and species of the Sclerotiniaceae, a family of stromatic inoperculate Discomycetes. *Mycologia* 37:648–714
- Wolf FA, Wolf FT (1947) *The Fungi*. Vols. I, II. John Wiley & Sons, Inc., New York
- Xu, X, Pettitt T (2003) *Fungi: Downy Mildew*, in *Encyclopedia of Rose Science*, in 3 volumes, 1800 pp
- Zaumeyer WJ, Thomas HR (1958) *Bean Diseases and Their Control*. USDA Farmers Bulletin Dept. of Botany 1692
- Zundel GL (1953) *The Ustilaginales of the World*. Dept. Botany, Penn State College Contribution 176

Let me repeat that the references cited are a mere sampling of the vast amount of material published on plant diseases. Most plant pathologists will have access to the *Plant Disease Reporter*, *Plant Disease*, *Phytopathology*, *Review of Applied Mycology*, *Mycologia*, *Biological Abstracts*, *Journal of Economic Entomology*, *Agricultural Chemicals*, *NAC News*, *Arborists' News*, *Proceedings of the International Shade Tree Conference*, and other technical publications. Gardeners will find information on plant diseases in the publications of single plant societies, such as the American Camellia Society and the American Rose Society. State agricultural experiment stations have a wealth of material. Government publications are available from the Superintendent of Documents, U.S. Government Printing Office, Washington, DC 20402 [http://www.gpo.gov/su\\_docs/index.html](http://www.gpo.gov/su_docs/index.html).

# Index

- Abelia 703  
  Latent Tymovirus 602  
  Leaf Spot 310
- Abelia Latent 703
- Abutilon  
  (Flowering Maple, Indian Mallow, Velvet Leaf) 703  
  Infectious Variegation 602, 704, 931  
  Mosaic 1070  
  Mosaic Bigeminivirus 602  
  Yellows 704
- Acacia 704  
  (Koa Tree) 704
- Acalypha  
  (Copper-Leaf) 705  
  Downy Mildew 280
- Acantharia echinata 980
- Acanthopanax (Five-Leaf Aralia) 705
- Acanthorhynchus vaccinii 455, 817
- Acanthostigma parasiticum 860
- Acanthus 705
- Achimenes sp. 705
- Achrotelium 535  
  lucumae 535, 944
- Acid Scab 575
- Acidity, Excess 414
- Acidovorax  
  avenae 112, 813, 959, 1087, 1133  
  avenae (syn. Pseudomonas avenae) 924  
  avenae subsp. avenae 1008  
  avenae subsp. citrulli 112  
  cattleyae 112
- Acremonium 456  
  (Cephalosporium) 681  
  crotochinigenum 1101  
  diospyri 681  
  typhinum 889
- Acremonium sp. 456, 960, 1133
- Acroconidiella escholtziae 333
- Acroptilon repens (Knapweed, Russian) 705
- Acrospermaceae 54
- Actinomeris (Yellow Ironweed) 705
- Actinomycosis 575
- Actinopelte dryina 303, 731, 794, 850, 953, 980, 1099, 1118
- Actinothyrium 303  
  gloeosporioides 303, 1064
- Adelopus  
  gäumannii 375, 838  
  Needle Cast 375  
  nudus 860
- Adoxa (Musk-Root) 706
- Aecidium 535  
  aesculi 910  
  anograe 982  
  arcularium 761  
  avocense 535  
  batesii 1056  
  betheli 1134  
  campanulastris 776  
  cannonii 864, 982  
  columbiense 894  
  conspersum 536  
  cyrillae 826

- hesleri 941  
 insulum 810  
 lycii 946  
 mexicanum 802  
 mirabilis 864  
 modestum 951  
 physalidis 890  
 plenum 1037  
 renatum 963  
 residuum 757  
 rubromaculans 536, 1126  
 subsimulans 1059  
 tracyanum 840  
 triostei 910
- Aecidium* sp. 908, 939  
*Aegopodium* (Bishop's Weed) 706  
*Aeschynomene* (Northern Joint-Vetch) 706  
*Aeschynanthus* 706  
 African Daisy (*Arctotis*) (*Gerbera jamesonii*) 706  
 African Violet (*Saintpaulia*) 707  
*Agapanthus* (African-Lily) 707  
 Agaricaceae 61  
*Agastache* (Giant-Hyssop) 707  
*Ageratum* 708  
*Aglaospora anomala* 942  
*Agrimony* (*Agrimonia*) 708  
*Agrobacterium*  
   *pseudotsugae* 837  
   *Radiobacter* 26  
   *rhizogenes* 98, 718, 730, 753, 815, 832, 842, 905–907, 972, 1000, 1007, 1041, 1045, 1051, 1075, 1083, 1110  
   *rubi* 98, 753, 832, 1045  
   *tumefaciens* 98, 711, 718, 723, 726, 733, 734, 736, 748, 750, 753, 756, 769, 770, 774, 775, 780, 784, 786, 790, 791, 800, 803, 806, 808, 825, 826, 829, 832, 835, 842, 849, 850, 858, 859, 864, 870, 882, 895, 901, 902, 907, 908, 911, 916, 922–924, 926, 936, 940, 953, 955, 962, 969, 976, 979, 997, 1000, 1004, 1007, 1009, 1013, 1016, 1026, 1028, 1030, 1038, 1041, 1042, 1045, 1048, 1050, 1051, 1055, 1056, 1073, 1074, 1094, 1100, 1108, 1110, 1119, 1125, 1130, 1135, 1136, 1139, 1141, color plate 7
- Agropyron Mosaic* 889  
*Ailanthus* (Tree-of-Heaven) 708  
 Air Pollution 414, 1043  
 Air Pollution Injury 800, 1015  
 Akee Tree (*Blighia sapida*) 709  
 Albuginaceae 49  
*Albugo*  
   (*Cystopus*) 679  
   *bliti* 679, 713, 749, 876  
   *candida* 679, 725, 730, 768, 777, 796, 839, 901, 911, 1013, 1043, 1120, 1129, 1132, 1138  
   *froelichiae* 866  
   *ipomoeae-panduratae* 680, 826, 922, 968, 969, 1102  
   *occidentalis* 680, 1082  
   *platensis* 680, 710, 864, 1081, 1121  
   *portulacae* 680, 1033  
   *tragopogonis* 680, 706, 729, 789, 802, 852, 957, 1061, 1067, 1098, 1107  
   *trianthemi* 1069  
*Albugo* sp. 934  
*Albutilon*  
   Yellow's Closterovirus 603
- Alder  
   (*Alnus*) 709  
   Powdery Mildew 442  
*Aleurodiscus* 224  
   *acerina* 224  
   *acerinus* 939, 953, 980  
   *aceris* 794  
   *amorphus* 224, 726, 860, 930, 1020, 1083  
   *candidus* 902, 980  
   *griseo-canus* 939, 980  
   *nivosus* 726, 790, 925

- oakesii 224, 751, 909, 980  
 spinulosus 930  
 werii 930
- Aleurodiscus spp. 731, 838, 908
- Alfalfa  
 Dwarf 884  
 Mosaic 713, 745, 783, 808, 990, 996,  
 1029, 1035, 1095, 1098, 1121  
 Mosaic Alfamovirus 603
- Alfamovirus 70
- Algal Spot 308
- Algerian Navel Orange 805
- Alkali Injury 415
- Alkalinity 415
- Allamanda 710
- Alliaria (Garlic Mustard) 710
- Alligatorweed  
 Stunting Closterovirus 603
- Allionia (Trailing Four-O'Clock) 710
- Allium altaicum 986
- Allium pskemense 986
- Allium vavilovii 986
- Allspice  
 (Pimenta) 710
- Almond  
 (Prunus amygdalus) 711  
 Bud Failure 603, 711  
 Calico 603, 711  
 Flowering (Prunus triloba) 712  
 Scab 571
- Aloe 712
- Alpakesa yuccifolia 344
- Alphacryptovirus 70
- Alstroemeria 712  
 mosaic 712  
 Mosaic Potyvirus and Alstroemeria  
 Streak Potyvirus 603  
 streak 712
- Alternanthera 712  
 Mosaic 862, 969, 1071  
 Mosaic Potexvirus 603
- Alternaria 150, 218, 303, 456, 1048  
 alternata 150, 303, 456, 711, 771,  
 896, 945, 978, 999, 1112, 1131,  
 1144  
 angustiovoidea 303, 1085  
 arborescens 711, 896, 1130  
 Blight 151–153  
 brassicae 303, 767, 796, 911, 973,  
 1043, 1119  
 brassicae var. microspora 1052  
 brassicicola 303, 304, 767, 1108  
 cassiae 150, 783, 819  
 catalpae 304, 785  
 chrysanthemi 304, 802, 1107  
 citri 304, 456, 723, 803, 804, 891,  
 929, 991  
 citri var. cerasi 792  
 consortiale 821  
 crassa 828  
 cucumerina 151, 821, 960, 1086,  
 1133  
 dauci 151, 782, 996  
 dauci f. sp. solani 872  
 dianthi 780, 833, 946  
 dianthicola 152  
 fasciculata 304, 1054  
 helianthi 152, 1097  
 iridicola 918  
 lancipes 1037  
 leucanthemi 304  
 longipes 304, 978  
 mali 456, 721, 1041  
 nelumbii 944  
 oleracea 304, 796, 906, 911, 1043,  
 1066, 1119  
 oleraceae 767  
 panax 152, 304, 725, 834, 874, 1065,  
 1119  
 passiflorae 304, 998  
 polypodii 304, 857  
 porri 218, 985, 1069  
 radicina 456, 782, 1086  
 raphani 305, 1043, 1091, 1119  
 Rot 456



- saponariae 1076  
scorzonerae 214  
sesami 1068  
solani 152, 456, 796, 841, 890, 923,  
1033, 1110  
sonchi 305  
spinaciae 1082  
stemphylioides 992  
tagetica 153, 305, 956  
tennis 985  
tenuis 305, 720, 737, 768, 782, 805,  
821, 859, 901, 948, 982, 1018,  
1061, 1086, 1104, 1119, 1143  
tenuissima 153, 305, 711, 756, 896,  
985, 1024, 1131  
tomato 305, 1112  
violae 995, 1127  
zinniae 153, 456, 708, 1097, 1144
- Alternaria* Blight 151  
*Alternaria* sp. 305, 457, 703, 705, 721,  
723, 725, 726, 732, 734, 737, 748,  
754, 756, 757, 759, 771, 773, 774,  
777, 784, 787, 792, 794, 800, 808,  
809, 812, 818, 823, 826, 846, 852,  
859, 864, 871, 880, 884, 911, 927–  
929, 934, 939, 942, 945, 950, 953,  
957, 964, 965, 968, 970, 983, 991,  
993, 997, 999, 1003, 1006, 1009,  
1014, 1027, 1030, 1038, 1046, 1050,  
1052, 1056, 1065, 1075, 1078, 1079,  
1082, 1087, 1090, 1100, 1101, 1112,  
1115, 1120, 1126, 1131, 1132, 1134,  
1138, 1142  
*Alternaria* spp. 744, 800, 875, 905, 960,  
1012, 1058  
*Alternariosis* 153  
Aluminum Toxicity 415  
Alyssum  
(Goldentuft, Yellowtuft) 712  
*Amaranthus* (Love-Lies-Bleeding,  
Princes-Feather, Joseph-Coat, Spiny  
Amaranth) 713  
*Amaryllis*  
(includes *Hippeastrum*) 713  
Wild (*Nothoscordum* bivalve;  
*N. inodorum*) 713  
*Amelanchier* (Serviceberry, Juneber-  
ry) 714  
*American Dagger Nematode* 411  
*American Gooseberry Mildew* 451  
*American Hornbean Leaf Curl* 295  
*Amerosporium* 305  
trichellum 305, 920  
*Amorpha* (Leadplant, Indigobush) 714  
*Ampelopsis*  
(*A. cordata* and other species) 715  
*Amphiporthe*  
aculeans 233  
castanae 233  
*Amphisphaeriaceae* 55  
*Amphobotrys* 225, 457  
ricini 225  
*Amphobotrys ricini* 457, 1029, 1086,  
1107  
*Amsonia* 715  
*Anabaena cycadeae* 1143  
*Anabaena cycadearum* 824  
*Anaphalis* (Pearl Everlasting) 715  
*Anchusa* (Buglos, Alkanet) 715  
*Andromeda* (Bog-Rosemary) 715  
*Aneilema* Mosaic 811  
*Anemone*  
(Cultivated forms, Japanese) 716  
(Native Species) 716  
*Angelica* 717  
*Angelonia*  
Flower 1017  
Flower Break Carmovirus 1123, 1124  
*Angelonia* (*Angelonia angustifolia*) 717  
*Angiospora* 536  
*Anguina* 385  
agrostis 385, 887  
balsamophila 385, 739  
graminis 385  
tritici 386  
*Angular*  
Leaf Spot 112, 115, 117, 124, 172,  
197, 198, 334, 340

- Anise  
 (Pimpinella anisum) 717
- Anise-Tree  
 (Illicium floridanum) 717
- Anisogramma anomala 225, 895
- Annellophora 305  
 phoenicis 305, 991
- Anoda 717
- Anther Smut 591
- Anthracnose 87–91, 96, 327
- Anthriscus (Chervil) 718
- Anthurium 718
- Antidesma (Chinese-Laurel) 718
- Aphanomyces 457  
 cladogamus 457, 995, 1082, 1112  
 cochlioides 457, 749  
 euteiches 457, 787, 999, 1084, 1101  
 eutiches 745, 959  
 raphani 458, 768, 796, 906, 973,  
 1043, 1066
- Aphanomyces sp. 1012
- Aphelandra (Zebra plant) 718
- Aphelenchoides 386  
 besseyi 386, 1056, 1093  
 fragariae 386, 716, 724, 738, 750,  
 759, 771, 809, 824, 845, 854–857,  
 901, 911, 929, 937, 946, 968, 974,  
 1016, 1021, 1032, 1038, 1058,  
 1073, 1093  
 parietinus 387, 918, 964  
 ritzemabosi 387, 389, 707, 716, 735,  
 800, 826, 881, 945, 964, 1010,  
 1067, 1144, color plates 11, 12  
 subtenuis 389, 974  
 tagetae 956
- Aphelenchoides sp. 776, 818, 837, 871,  
 914, 1003
- Aphelenchoides spp. 1053
- Aphelenchus  
 agricola 716  
 avenae 974
- Apical Leaf Roll 1035
- Apiognomonina 84  
 errabunda 84  
 tiliae 84  
 veneta 84
- Apioplagiostoma populi 1031
- Apioportha 225  
 anomala 225, 895  
 apiospora 225, 844
- Apiosporina 134, 139  
 collinsii 139, 714  
 morbosa 134
- Apiosporium  
 pinophilum 924
- Aplopsora 536  
 nyssae 536, 1119
- Aposphaeria  
 fuscomaculans 261
- Apostrasseria  
 (Ceuthospora) 466  
 lunata 466
- Appendiculella  
 araliae 141  
 calostroma 141  
 perseae 141
- Apple  
 (Malus sylvestris) 718  
 Blotch 221  
 Canker 266, 267  
 Chlorotic Leaf Spot 722, 1006  
 Chlorotic Leaf Spot Trichovirus 604  
 Dapple 604  
 Green Mottle 604  
 Mosaic 722, 896, 1006, 1054, 1094  
 Mosaic Ilarvirus 604  
 Rot 114  
 Scab 576  
 Stem Grooving Capillovirus 604  
 Stem Growing 722  
 Stem-Pitting 604
- Apple-Of-Peru  
 (Nicandra) 722
- Apricot  
 (Prunus armeniaca) 723  
 Gummosis 605, 724  
 Pucker Leaf 724  
 Ring Pox 605, 724, 1027

- Aquathanatephorus pendulus 1132  
 Aquatic  
   Plants (Caboriaba sp., Limnophila sp.,  
   Replis diandra, and Potamogeton  
   sp.) 724  
 Arabidopsis 725  
 Arabis  
   (Rock-Cress) 724  
   Mosaic 725, 912  
   Mosaic Nepovirus 605  
 Aralia  
   Hercules Club (Aralia spinosa) 725  
   Ming (Polyscias) 725  
   Sarsaparilla, American Spikenard  
   (Aralia hispida, A. nudicaulis,  
   A. racemosa) 725  
   Scab 600  
   Udo (Aralia cordata) 726  
 Araucaria  
   (Monkey-Puzzle, Norfolk-Island-  
   Pine) 726  
   Branch Blight 169, 213  
 Arborvitae  
   (Thuja) 726  
   Blight 165  
   Leaf Blight 174  
 Arceuthobium  
   (Dwarf Mistletoe) 370  
   abietinum 898  
   americanum 370, 861, 1020  
   campylopodium 861, 898, 1084  
   campylopodum 370, 930, 1020  
   cyanocarpum 370, 898, 1020  
   douglasii 370, 838, 861  
   duglasiana 1020  
   gilli 1020  
   herrarie 1020  
   hondurense 1020  
   laricis 370, 861, 898  
   occidentale 370, 1020  
   pusillum 371, 930, 1084  
   tsugense 371, 898  
   vaginatum 1020, 1084  
   vaginatum subsp. cryptopodium 371,  
   1020  
   vaginatum subsp. vaginatum 1020  
 Arctotis 727  
 Ardisia 727  
 Argyreia 727  
 Aristastoma 306  
   oeconomicum 306, 744  
 Aristastoma sp. 306, 831  
 Arizona Purple Top Wilt 133  
 Armeria (Sea-Pink, Thrift) 727  
 Armillaria 458  
   (Clitocybe) 467  
   gallsia 828  
   mellae 730  
   mellea 458, 700, 704, 708, 710–713,  
   721, 724, 726, 732, 737, 738,  
   741, 748, 750, 752, 754, 758, 760,  
   762, 770, 773, 774, 777, 778, 780,  
   784–786, 790, 791, 793, 794, 797,  
   804, 815, 817, 818, 823, 826, 831,  
   832, 836–838, 845, 850, 859, 861,  
   866, 871, 875, 881, 884, 892, 895,  
   896, 898, 903, 907–910, 914–916,  
   921, 930, 931, 933, 937, 942, 944,  
   945, 954, 963, 970–972, 975, 977,  
   981, 984, 992, 998, 1001, 1006,  
   1008, 1010, 1014, 1018, 1021,  
   1025, 1027, 1031, 1035, 1039,  
   1040, 1046, 1049–1051, 1053,  
   1064, 1068, 1084, 1094, 1096,  
   1097, 1100, 1117, 1131, 1134,  
   1137, 1140, 1142  
   tabescens 467, 992  
 Armillariella  
   mellea 925  
 Arnica 727  
 Arrow-Arum (Peltandra) 728  
 Arrowhead (Sagittaria) 728  
 Arrowroot (Maranta) 728  
 Arsenical Injury 416, 723  
 Artemisia 1106  
 Artemisia (Wormwood) 728  
 Arthrocladiella mongeotii 946

- Arthuriomyces  
   (Gymnoconia) 545  
   peckianus 545
- Artichoke  
   (Globe) Curly Dwarf Potexvirus 605  
   Curly Dwarf 729  
   Globe (*Cynara scolymus*) 729  
   Jerusalem (*Helianthus tuberosus*) 729  
   Latent 729  
   Latent Potyvirus 605
- Articularia quercina var. minor 982
- Artillery Plant, Aluminum Plant  
   (*Pilea*) 729
- Artocarpus (Breadfruit) 730
- Arugula (*Eruca sativa*) 730
- Arundo (Giant Reed) 730
- Aschochyta  
   brachypodii 306
- Ascocalyx abietina 262
- Ascochyta 153, 306, 460  
   abelmoschi 306, 983, 1055  
   achlyicola 1122  
   actaeae 740, 801  
   agropyrina 886  
   althaeina 306, 905  
   aquilegiae 810, 829  
   armoraciae 306  
   asparagina 153, 732  
   aspidistrae 306, 733  
   asteris 306, 734  
   Blight 153, 307  
   boerhaaviae 1081  
   bohemica 776  
   boltshauseri 306, 744, 746  
   brachypodii 758, 916  
   capsici 1011  
   caricae 859  
   cassandrae 790  
   cephalanthi 766  
   cheiranthi 306  
   chrysanthemi 153, 800  
   clematidina 306, 806  
   clematidina f. sp. thalictri 958  
   compositarum 307, 734, 851, 880,  
     1071, 1097  
   confusa 1072  
   cornicola 307, 836  
   cycadina 824  
   cypripedii 307  
   desmazieri 886  
   dianthi 833  
   elymi 886  
   fabae f. sp. spiricia 153  
   fabae f. sp. vicia 1125  
   fremontiae 865  
   garrettiana 989  
   graminae 886  
   graminicola 886  
   hanseni 948  
   hordei 886  
   hydrangeae 913  
   hydrophylli 914  
   infuscans 1044  
   iris 918  
   juglandis 307, 1130  
   lathyrus 1100  
   ledi 932  
   leonuri 969  
   lophanthi 707, 1132  
   lycopersici 307, 841, 923, 1034, 1110  
   majalis 938  
   marginata 725  
   negundinis 759  
   nepetae 785  
   oxybaphi 710, 1121  
   paulowniae 998  
   penstemonis 1009  
   petuniae 1015  
   phaseolorum 307, 744  
   philadelphia 966  
   phlogis var. phlogina 1016  
   piniperda 153, 1083  
   pinodella 153, 999  
   pinodes 153, 460  
   pirina 798  
   pisi 153, 307, 999  
   plumbaginicola 1090

- primulae 1038  
 radiei 795  
 Ray Blight 153, 154  
 rhei 1050  
 rhodotyphi 923  
 salicis 1137  
 sambucina 843  
 silenes 1070  
 sorghi 886  
 symphoricarphophila 1075  
 thaspia 1144  
 treleasei 919  
 utahensis 886  
 veratrina 1123  
 verbenae 1124  
 versicolor 874  
 violae 1127  
 violicola 1127  
 wisconsinia 843  
 Ascochyta sp. 732, 753, 821, 871, 896,  
 945, 1003, 1007, 1043, 1086, 1092,  
 1100, 1115  
 Ascocorticiaceae 57  
 Ascomycota 51  
 Ascospora 225  
 ruborum 225, 754, 832, 1045  
 Ash  
 (Fraxinus) 730  
 Canker 241  
 Leaf Spot 337, 338, 341, 342  
 Moraine (Fraxinus holotriochoa) 732  
 Ring Spot 731  
 Ring Spot = Arabis Mosaic  
 Nepovirus 605  
 Rust 565  
 Witches' Broom 605, 730  
 Yellow 130, 937  
 Ashy  
 Stem Blight 185, 211, 493  
 Asparagus  
 (Asparagus officinalis) 732  
 1 Potyvirus 606  
 2 Ilarvirus 606  
 Fern (Asparagus plumosus) 732  
 Florists' Smilax (Asparagus  
 asparagoides) 733  
 Rust 560  
 Sprenger (Asparagus sprengeri) 733  
 Asparagus Tree Fern (Asparagus virga-  
 tus) 733  
 Aspergillus 461, 1079  
 alliaceus 461, 769, 770  
 chevalieri 1008  
 fischeri 871  
 flavus 945  
 foetidus 803  
 fumigatus 461, 749  
 niger 461, 721, 783, 859, 883, 884,  
 945, 986, 992, 1001, 1004, 1030,  
 1035, 1063  
 niger var. floridanus 461, 839  
 Aspergillus sp. 1006  
 Aspergillus spp. 461, 804, 975, 1102,  
 1112, 1116  
 Asperisporium caricae 995  
 Aspidistra 733  
 Leaf Spot 306  
 Aster  
 China (Callistephus) 733  
 Chlorotic Stunt 735  
 Chlorotic Stunt Carlavirus 606  
 Mosaic 735  
 Perennial (Aster spp.) 734  
 Ring Spot 606, 1012  
 Wilt 688  
 Yellow 130, 713, 716, 733, 751,  
 765, 771, 773, 776, 778, 780, 782,  
 788, 796, 800, 801, 805, 812, 815,  
 826, 827, 834, 840, 846–848, 867,  
 875, 877, 879, 892, 893, 897, 933,  
 939, 955, 973, 977, 984, 996, 997,  
 1003, 1015, 1016, 1033, 1040,  
 1056, 1061, 1065, 1069, 1081,  
 1086, 1091, 1092, 1095, 1098,  
 1108, 1110, 1126, 1144  
 Yellow Phytoplasma 767  
 Yellow, Clover Proliferation 985  
 Asterella paupercula 922

- Asteria celastri* 753  
*Asteridiella manca* 141  
*Asteridium lepidigenum* 140  
*Asterina* 139  
  *anomala* 140, 772  
  *asterophora* 831  
  *bignoniae* 751  
  *caricarum* 995  
  *clavuligera* 715  
  *conglobata* 747  
  *cupressina* 924  
  *delitescens* 140, 1047  
  *diplodioides* 935  
  *diplopoides* 140  
  *discoidea* 831  
  *gaultheriae* 140, 747  
  *ilicis* 903, 917  
  *lepidigena* 140, 947  
  *lepidigenoides* 779  
  *orbicularis* 140  
  *pelliculosa* 903  
  *phoradendricola* 965  
  *purpurea* 831  
  *radians* 779  
  *sabalicola* 994  
  *somatophora* 781  
*Asterina orbicularis* 903  
*Asterina* sp. 1100  
*Asterinella* 140  
  *puiggarii* 140, 850  
*Asternia*  
  *oleina* 984  
*Asteroma* 308  
  *fraserae* 811  
  *garretianum* 308, 1038  
  *inconspicuum* 327  
  *solidaginis* 308, 880  
  *tenerrimum* 308  
  *tenerrimum* var. *erythronii* 849  
*Asteromella*  
  (*Stictochlorella*) 308  
  *andrewsii* 870  
  *lupini* 308  
*Asterostomella saccardoi* 349  
*Astilbe* 735  
*Astragalus* 735  
*Athelia rolfsii* 190  
*Atropellis* 225  
  *apiculata* 225  
  *arizonica* 225, 1019  
  *pinicola* 226, 1019  
  *piniphila* 226, 1019  
  *tingens* 226, 1019  
*Atylenchus decalineatus* 817  
*Aubrietta* 735  
*Aucuba*  
  (Gold-Dust Tree) 735  
  Leaf Spot 345, 349  
*Auerswaldia* sp. 993  
*Aureobasidium* 286  
  *pullulans* 286, 721  
*Aureolaria*  
  *grandiflora* var. *serrata* 925  
*Auriculariaceae* 60  
*Autumn Crocus (Colchicum)* 736  
*Avocado*  
  (*Persea americana*) 736  
  3 Alphacryptovirus 606, 737  
  Blotch 218, 219  
  Root Rot 509  
  Scab 601  
  Sun Blotch 737  
  Sun Blotch Viroid 606  
*Awl Nematode* 393  
*Axillary Bud Proliferation* 1143  
*Azalea*  
  (*Rhododendron*) 737  
  Anthracnose 89  
  Flower Spot 188  
  Leaf Gall 290  
  Leaf Scorch 300  
*Azara* 738  
*Azoxystrobin* 16  
*Babiana* 739  
*Bacillus*  
  *polymyxa* 1110  
  *subtilis* 16, 883

- Bacteria 1163
- Bacterial
- Bean Blight 127, 129
  - Blight 109, 114, 116–118, 122, 123, 125, 126, 128, 129
  - Canker 101, 117, 120
  - Crown Rot 108
  - Knot 119
  - Leaf Blight 112, 114
  - Leaf Scorch 130
  - Leaf Spot 112–118, 120, 123, 125, 126, 129
  - Necrosis 106
  - Pustule 124, 129
  - Ring Disease 115, 121
  - Ring Rot 102
  - Rot 114
  - Speck 120
  - Spot 112, 113, 116, 121, 124, 127–130
  - Stripe 112, 113
  - Wilt 101, 104, 110–112, 114, 128, 130
  - Wilt of Bean 103
  - wilting 122
- Bactericide 11
- Bacteriosis 124, 128
- Badhamia panicea 809
- Badnavirus 71
- Baeodromus 536
- californicus 536, 1067
  - eupatorii 536
- Balansia 154
- cyperi 154, 979
- Bald Cypress (*Taxodium*) 739
- Baldhead 416, 744, 1079
- Baldwin Spot 720
- Balm (*Melissa*) 739
- Balsam
- Butt Rot 515, 517
  - Fir Canker 224
- Balsam-Apple, Balsam-Pear (*Momordica*) 739
- Balsam-Root (*Balsamorhiza*) 739
- Bamboo
- Mosaic 740
- Bamboo (*Bambusa*, *Phyllostachys*) 739
- Banana
- Dwarf (*Musa nana*) 740
  - Shrub (*Michelia figo*) 740
- Baneberry, Cohosh (*Actaea*) 740
- Baptisia (False Indigo) 741
- Barberry (*Berberis*) 741
- Bark and Cone Spot 345
- Bark Canker 229, 232, 239, 254, 255, 257
- Bark Patch 224, 263, 264
- Barley 741
- Yellow Dwarf 758, 814, 889, 916, 1104
  - Yellow Dwarf Luteovirus 606
  - Yellow Streak Mosaic 606
- Barren-Strawberry (*Waldsteinia*) 742
- Barrenwort (*Epimedium*) 742
- Basal 489
- Canker 262
  - Gall 292
  - Rot 481, 482
  - Stem Rot 107, 463
- Basidiomycota 58
- Basidiophora 275
- entospora 275, 734, 848, 879
- Basil (*Ocimum*) 742
- Bauhinia (Orchid-Tree, Mountain Ebony) 742
- Bayberry (*Myrica carolinensis*) 742
- Bayberry Yellows 607, 743
- Bean
- Adzuki (*Phaseolus angularis*) 743
  - Anthracnose 88, 94
  - Asparagus, Yardlong (*Vigna sesquipedalis*) 746
  - Common Mosaic 745
  - Common Mosaic Necrosis 745
  - Common Mosaic Potyvirus 607
  - Faba (*Vicia*) 743
  - Golden Mosaic 704, 745
  - Halo Blight 118

- Kidney, Lima (*Phaseolus vulgaris*, P. *limensis*) 743
- Leaf Roll 795, 1000
- Leaf Roll Luteovirus 607
- Mosaic 745
- Mosaic = Bean Common Mosaic Potyvirus 607
- Mung (*Phaseolus aureus*) 746
- Phyllody 130, 745
- Pod Mottle 745, 1080
- Pod Mottle Comovirus 607
- Red Node 745
- Rust 569
- Scarlet Runner (*Phaseolus coccineus*) 746
- Southern Mosaic Sobemovirus 608
- Tepary (*Phaseolus acutifolius*) 746
- Urd (*Vigna*) 747
- Yellow Dot 745
- Yellow Mosaic 745, 865, 945, 1105, 1107, 1124, 1142
- Yellow Mosaic Potyvirus 608
- Yellow Mosaic Virus 1121
- Yellow Stipple 745
- Yellow Stipple = Cowpea Chlorotic Mottle Bromovirus 608
- Bearberry (*Arctostaphylos uva-ursi*) 747
- Beauty-Bush (*Kolkwitzia*) 747
- Beech (*Fagus*) 747
- Beet
- 2 Alphacryptovirus 608, 749
- Black Scorch 608, 749
- Curly Top 713, 734, 745, 746, 749, 768, 772, 781, 783, 787, 808, 812, 815, 822, 830, 833, 842, 864, 871, 876, 877, 890, 900, 911, 923, 928, 942, 950, 955, 960, 965, 975, 977, 978, 989, 995, 996, 1012, 1015, 1032, 1033, 1036, 1043, 1045, 1050, 1061, 1062, 1065, 1080, 1082, 1087, 1091, 1095, 1102–1104, 1112, 1120, 1128, 1134, 1138, 1144
- Curly Top Hybrigeminivirus 608
- Distortion Mosaic 749
- Distortion Mosaic Virus 609
- Downy Mildew 278, 279
- Latent 749
- Latent Virus 610
- Mosaic 749, 1104
- Mosaic Potyvirus 610
- Necrotic Yellow Vein 749
- Necrotic Yellow Vein Tobamovirus 610
- Pseudo-Yellows 749, 754, 1082, 1087
- Pseudo-Yellows Closterovirus 610
- Ring Mottle 610, 749, 1082
- Rust 570
- Savoy 610, 749
- Scab 575
- Soilborne 749
- Soilborne Mosaic 749
- Western Yellows 749
- Western Yellows Luteovirus 610
- Western Yellows Virus 1066
- Yellow Net 749
- Yellow Net Luteovirus 611
- Yellow Vein 749
- Yellows 749
- Yellows Closterovirus 611
- Beet (*Beta vulgaris*) 748
- Beggarweed, Florida (*Desmodium tortuosum*) 750
- Begomoviruses 951
- Begonia 750
- Bacteriosis 122, 123
- Mildew 446
- Bells-Of-Ireland (*Moluccella*) 751
- Belonolaimus 389
- gracilis* 389, 749, 767, 787, 846, 887, 934, 945, 985, 999, 1001, 1003, 1021, 1034, 1053, 1079, 1093, 1101
- longicaudatus* 390, 767, 787, 836, 887, 949, 1003, 1034, 1079
- Benalaxyl 16



- Beniowskia 154  
  sphaeroidea 154, 761, 928
- Benzalkonium Chloride 26
- Bermuda Grass Leaf Blotch 330, 332
- Betacryptovirus 71
- Bidens  
  (Bur-Marigold) 751  
  Mottle 611, 751, 945, 1013  
  Mottle Potyvirus 611
- Bidens Mottle 708, 734, 743, 772, 830,  
  867, 1015, 1057, 1092, 1095, 1098,  
  1124, 1144
- Bifusella 375  
  abietis 376, 861  
  crepidiformis 1084  
  faullii 376, 861  
  linearis 376, 1020  
  saccata 376, 1020  
  striiformis 1020
- Bigeminivirus 71
- Bignonia  
  (Crossvine) 751
- Bigseed Alfalfa Dodder 274
- Bindweed, Field (*Convolvulus*) 751
- Biopolairs  
  sacchari 855
- Bipolaris  
  cactivora 489  
  cyanodontis 885  
  cynodontis 330  
  hawaiiensis 886  
  heveae 1062  
  iridis 187  
  sacchari 1104  
  setariae 330, 780, 800, 871, 991–993,  
  1053, 1074  
  sorokinaria 744  
  sorokiniana 330, 886, 1136
- Birch  
  (*Betula*) 751  
  Leaf Rust 554  
  Red Leaf Blister 295
- Bird's Eye Rot 596
- Bird's Nest Fungus 284
- Bird-Of-Paradise (*Strelitzia*) 752
- Bischofia 752
- Biscogniauxia marginata 254
- Bishops-Cap (*Mitella*) 752
- Bispora sp. 756
- Bitertanol 16
- Bitter Pit 416, 720, 896, 984, 1005
- Bitter Rot 468, 485, 486, 494
- Bittercress (*Cardamine*) 753
- Bittersweet (*Celastrus*) 753
- Bixa (*Annato-Tree*) 753
- Black  
  Bearberry (*Arctous*) 753  
  Cane Rot 466  
  Crown Rot 464  
  End 416, 720, 1005, 1131  
  Fruit Rot 462  
  Goo 196  
  Heart 416, 720, 749, 782, 787, 1034  
  Knot 134, 136  
  Leaf 326, 1005  
  Leaf Speck 364  
  Leaf Spot 303, 315, 328, 329,  
  339, 348  
  Line 1131  
  Loose Smut 589  
  Mildew 140–143, 340  
  Mold 151, 373, 461  
  Nose 991  
  Patch 136  
  Pit 1008  
  Pod Spot 198  
  Pox 287  
  Pustule 257  
  Raspberry Necrosis 1046  
  Raspberry Witches' Broom Phytoplas-  
  ma 1046  
  Root 417, 1093  
  Rot 122, 123, 199, 200, 456, 462,  
  466, 472, 488, 508, 509, 525,  
  530, 533  
  Rot Canker 258, 259  
  Scale Rot 469  
  Scorch 298

- Scurf 308, 501, 522  
 Seed Rot 363  
 Sigatoka 187  
 Spot 112, 140, 308, 319, 325, 328,  
 339, 353, 364, 572, 573, 576  
 Stem Rot 474  
 Stem Spot 342  
 Wart 293  
 Black Dot Disease 86  
 Black-Seed Disease 341  
 Blackberry  
 (Rubus) 753  
 Dwarf 611  
 Dwarfing 611, 754  
 Leaf Spot 361  
 Mosaic 611, 754  
 Variegation 611, 754  
 Blackberry-  
 Lily (Belamcanda) 754  
 Blackening  
 after Cooking 1034  
 before Cooking 1034  
 Blackeye  
 Cowpea Mosaic 611  
 Blackfire 113, 115, 119, 120  
 Blackleg 137, 138  
 Bladder-Senna (Colutea) 755  
 Blanket Flower (Gaillardia grandiflo-  
 ra) 755  
 Blast 353, 487, 488, 985  
 Blasting 417  
 Bleeding  
 Canker 259, 264  
 Bleeding-Heart  
 (Dicentra spectabilis) 755  
 Vine (Clerodendrin) 755  
 Blephilia 755  
 Blight 113–115, 121, 124, 152–154,  
 163, 170, 171, 175, 176, 179, 180,  
 185, 187, 196, 197, 206–208, 211,  
 241, 248, 250, 277, 285, 303, 312,  
 316, 318, 349, 463, 484, 573, 804,  
 937, 1099  
 Foliage 150  
 Blight and Wilt 687  
 Blind Seed Rot 486  
 Blindness 417, 918  
 Blister Canker 233, 254  
 Blister Spot 118  
 Bloodroot  
 Leaf Spot 350  
 Bloodroot (Sanguinaria) 755  
 Blossom Blight 124, 156, 166, 167, 186  
 Blossom Drop 744  
 Blossom-End Rot 417, 1012, 1087,  
 1111, 1133  
 Blotch 198, 213, 322, 323  
 Blotchy Ripening 1111  
 Blue  
 Contact Mold 503  
 Curls (Trichostema) 757  
 Lace-Flower (Trachymene) 757  
 Mold 279  
 Mold Rot 503  
 Stain 1003  
 Blue Cohosh (Caulophyllum) 757  
 Blue-Eyed Grass (Sisyrinchium) 757  
 Blueberry  
 Brown Rot 497  
 Bud-Proliferating Gall 292  
 Cane Canker 257, 258  
 Canker 121  
 Leaf Mottle 757  
 Leaf Mottle Nepovirus 612  
 Necrotic Ring Spot 612, 757  
 Necrotic Shock 757  
 Necrotic Shock Ilarvirus 612  
 Red Ring Spot 757  
 Red Ring Spot Caulimovirus 612  
 Ring Spot 612  
 Scorch 757, 978  
 Scorch Carlavirus 612  
 Shoestring 757  
 Shoestring Sobemovirus 612  
 Stunt 757  
 Stunt Phytoplasma 613  
 Twig Blight 173  
 Witches' Broom 566

- Blueberry (*Vaccinium*) 756
- Bluegrass
- Blister Smut 584
  - Leaf Rust 560, 564
  - Leaf Spot 331, 332
- Bluestem, Big (*Andropogon*) 758
- Bluestem, Little (*Schizachyrium*) 758
- Blumeria graminis 441, 444, 762
- Blumeriella
- (*Coccomyces*) 316
  - jaarii 316, 317
  - kerriae 317
- Boehmeria 758
- Boil Smut 589
- Boisduvalia 758
- Bole Canker 236
- Boletaceae 61
- Boll Rot 468
- Boltonia 758
- Borage (*Borago*) 758
- Bordeaux Injury 417
- Bordeaux Mixture 16
- Boron Deficiency 418, 771, 904, 1050, 1053
- Boron Toxicity 419
- Botryosphaeria ribis var. chromogena 822
- Botryodiplodia 155, 226
- gallae 226, 243, 980
  - theobormoae 461
  - theobromae 226, 721, 842, 1025, 1052
  - theobromea 803
- Botryosphaeria 155, 226, 461
- berengeriana 902, 1007
  - calycanthi 774
  - corticis 257, 756
  - dothidea 226, 461, 711, 719, 754, 756, 884, 1000, 1001, 1005, 1068, 1099
  - marconii 899
  - obtusa 199, 226, 257, 462, 508, 721, 754, 883, 1001
  - quercuum 258
  - rhodina 258, 462, 508, 883, 1024
  - ribis 226, 462, 719, 725, 741, 775, 781, 793, 804, 823, 836, 843, 844, 849, 858, 864, 879, 881, 900, 1006, 1014, 1040–1042, 1045, 1048, 1068, 1096, 1118, 1137, 1142
  - ribis var. chromogena 155, 736, 770, 909, 1000, 1031, 1047, 1052, 1081, 1099
  - stevensii 227, 508, 925
  - vaccinii 487
  - vanillae 1122
- Botryosphaeria sp. 825, 883, 939
- Botryosporium 372
- pulchrum 372, 871, 1111
- Botryotinia 156, 462
- convoluta 462, 918
  - fuckeliana 156
  - narcissicola 524
  - polyblastis 209, 974
  - ricini 156, 784
  - sphaerosperma 937
- Botrytis 156, 227, 308, 462
- aclada 462
  - allii 985, 1069
  - Blight 156, 160, 161
  - byssoida 463
  - cinerea 156, 227, 463, 707, 709, 711–713, 716, 724, 726, 729, 732–734, 737, 739, 741, 743, 750, 754–756, 767, 769, 771, 773, 775–778, 780, 782, 785, 787, 789, 792, 799–801, 804, 805, 809, 810, 812, 818, 821–824, 826, 829, 831–833, 836, 837, 840, 842, 846–848, 850–856, 859, 863, 866, 868, 870–872, 874, 877, 878, 881, 884, 892, 895, 897–899, 903, 907, 912, 913, 918, 934, 936, 937, 939, 941, 944, 946, 956, 958, 963, 966, 974, 975, 982, 985, 987–989, 994, 996, 999, 1001, 1003, 1004, 1006, 1007, 1009, 1012, 1014, 1016, 1019,

- 1024, 1026, 1027, 1029, 1030,  
1032, 1035, 1038, 1040, 1041,  
1044, 1046, 1050, 1052, 1054,  
1058, 1059, 1064, 1068, 1071,  
1073, 1075, 1078, 1083, 1087,  
1090–1092, 1097, 1100, 1102,  
1109, 1110, 1112, 1114, 1116,  
1123, 1125, 1126, 1128, 1129,  
1144, color plates 14, 15
- Crown Rot 462
- douglasii 159, 930, 1068
- elliptica 159, 736, 849, 875, 937,  
1090, 1116
- fabae 308, 1125
- galanthina 160, 1075
- gladiolorum 160, 463, 875
- hyacinthi 160, 913
- liliorum 937
- narcissicola 160
- Neck Rot 463
- paeoniae 160, 938, 1009
- polyblastis 161
- porri 463, 985
- ricini 771
- squamosa 463, 985
- streptothrix 161, 757, 810, 878, 1071
- tulipae 161, 463, 1116, 1126
- Botrytis sp. 828, 849, 880, 914, 935,  
950, 983
- Botrytis spp. 721
- Botrytris  
cinerea 997
- Bottle-Brush (Callistemon) 758
- Bottom Rot 520, 522
- Bougainvillea (Buginvillea) 759
- Bouvardia 759
- Boxelder (Acer negundo) 759
- Boxwood  
(Buxus) 760  
Leaf Blight 217  
Spiral Nematode 408  
Tip Blight 197
- Boxwood Nectria Canker 267
- Boydia insculpta 904
- Boysenberry 759
- Brachiaria  
platyphylla 885
- Brachiaria (Broadleaf signalgrass) 761
- Brachycome (Swan River Daisy) 761
- Brachypodium (Slender False-  
Brome) 761
- Brachysporium 463  
tomato 463, 1112
- Bramble  
Anthracnose 599
- Branch  
and Truck Canker 225, 226  
Canker 243  
Dieback 200, 241, 256  
Gall Canker 249  
Mortality 236  
Necrosis 234  
Rot 689  
Wilt 692
- Branch Canker 237, 239, 243
- Branched Broomrape 223
- Brasiliomyces trina 441
- Brassica  
alboglabra 768  
carinata 768  
napus 768  
perviridis 768  
rapa 778  
robertiana 768
- Bremia 275  
lactucae 276, 788, 846, 894, 928,  
934, 1037
- Bremiella  
megasperma 1127  
sphaerosperma 915
- Brickellia (Brickle-Bush) 761
- Briosia 163  
amphelophaga 883  
azalea 1048  
azaleae 163, 737
- Bristlegrass (Setaria) 761
- Broad  
Bean Severe Chlorosis 1125

- Bean Severe Chlorosis Closterovirus 613  
 Bean Wilt 750, 788, 1108, 1121, 1123, 1125  
 Bean Wilt Fabavirus 613  
 Broccoli 761  
 Brodiaea 762  
 Brome  
   Grass Mosaic 613  
   Mosaic 816  
   Mosaic Bromovirus 613  
 Bromegrass  
   Mosaic 745, 828, 889, 1015, 1087, 1098  
   Mosaic Virus 742, 821  
   Smooth (Bromus) 762  
 Bromelia 762  
 Bromovirus 71  
 Bronopol 26  
 Bronze Leaf 744  
 Bronzing 749, 804, 1087, 1118  
 Brooks Fruit Spot 287  
 Broom  
   (Cytisus) 762  
   Spanish (Spartium) 762  
 Brooming Disease 1077, 1131  
 Broussonetia (Paper-Mulberry) 762  
 Browallia (Streptosolen jamesonii) 763  
 Brown  
   Bark Spot 419  
   Blight 331, 332, 934  
   Blotch 1005  
   Core 720  
   Core Rot 511  
   Crumbly Rot 478, 529  
   Cubical Rot 470, 473, 515, 516  
   Felt Blight 181, 188  
   Heart 419, 768, 846, 1120  
   Heart Rot 514  
   Leaf Blotch 222, 359  
   Leaf Spot 321, 1098  
   Mottled Heart Rot 505  
   Patch 502, 522  
   Pocket Rot 478, 489, 492, 528  
   Root 1093  
   Root Rot 197  
   Rot 115, 121, 186, 494, 495, 504, 510, 512, 517, 518  
   Scale 469  
   Spot 112, 114, 304, 352, 360  
   Spot, Foliar 119  
   Stain 896  
   Stem 787  
   Stem Rot 464  
   Stringy Rot 476  
   Stripe 357, 358  
   Tip 875  
   Trunk Rot 478  
 Brown Bark Spot 792, 1005, 1027  
 Brunchorstia boycei 838  
 Brunfelsia 763  
 Brussels Sprouts 763  
 Bryonopsis 763  
 Bubakia  
   crotonis 820  
   erythroxytonis 536  
 Bubakia (Phakopsora) 536  
 Buckeye 763  
   Leaf Blotch 220  
   Rot 512  
 Buckleya 763  
 Buckthorn (Rhamnus) 763  
 Buckwheat-Tree (Cliftonia) 764  
 Bud  
   and Flower Blight 156  
   and Leaf Nematode 389  
   and Twig Blight 163  
   Blast 160, 937, 1010  
   Blight Leaf 179  
   Drop 419, 868, 1101  
   Drop, Dieback 775  
   Failure 711  
   Gall 290  
   Proliferation 133  
   Rot 502, 503  
   Scorch 298  
 Buddleia (Butterfly-Bush) 764

- Buffaloberry  
     (Shepherdia) 764  
 Buffalograss  
     (Buchloe) 764  
 Bugleweed (Ajuga) 765  
 Bulb Decay 104, 111  
 Bulb Rot 463, 481, 483  
 Bumelia 765  
 Bunch Disease 1008  
 Bunch Mold 461  
 Bunchflower (Melanthium) 765  
 Bundleflower (Desmanthus) 765  
 Bunt 586, 587  
 Bupirimate 17  
 Burgundy Mix 17  
 Burkholderia  
     andropogonis 112, 759  
     caryophylli 112  
     cepacia 17, 113  
     gladioli 113, 987  
 Burn 887  
 Burnet (Sanguisorba) 765  
 Burrillia 583  
     decipiens 583, 979  
     pustulata 728  
 Burrowing Nematode 407  
 Bursaphelenchus 390  
     lignicolus 390, 1021  
     xylophilus 390, 1021  
 Butlerella eustacei 470  
 Butt Rot 485  
 Butterfly Pea  
     (Centrosema) 766  
     (Clitoria) 766  
 Butterfly Weed (Asclepias) 766  
 Butterfly-Flower (Schizanthus) 765  
 Butternut Dieback 250  
 Buttonbush (Cephalanthus) 766  
 Bymovirus 71  
 C. pteleae 909  
 Cabbage  
     (Brassica oleracea) (Including Broccoli, Brussels Sprouts, Cauliflower, Kale, Kohl-rabi) 767  
     Black Ring Spot 613  
     Cyst Nematode 396  
     Leaf Curl 768  
     Leaf Spot 304  
     Ring Necrosis 768  
     Ring Necrosis = Turnip Mosaic  
         Potyvirus 614  
     Yellows 688  
 Cacopaurus 390  
     pestis 390  
 Cactodera estonica 1079  
 Cactus  
     (Cereus) 768  
     (Leuchtenbergia principis and Schlumbergera gaertneri Makoyana) 769  
     Anthraxnose 95  
     Cyst Nematode 396  
     Fishhook, Pincushion (Mammillaria) 769  
     Giant, Saguaro (Carnegiea) 769  
     Prickly Pear (Opuntia) 770  
     Star, Sea-Urchin, Barrel (Echinocactus) 770  
     Virus X 978  
     X. Potexvirus 614  
 Caecoma 536  
     dubium 898  
     faulliana 536, 862  
     torreyae 536  
 Caesalpinia 770  
 Caladium 770  
 Calathea 771  
 Calceolaria (Slipperwort) 771  
 Calcium Chloride Injury 420  
 Calcium Deficiency 420  
 Calendula  
     (Pot Marigold) 771

- Leaf Spot 311  
 White Smut 584
- Calibrachoa**  
 (Calibrachoa sp.) 772  
 Mottle 772, 1015  
 Mottle Carmovirus 614
- Caliciopsis** 227  
 nigra 925  
 pinea 227, 1019
- California**  
 Aster Yellows 130, 771, 773, 776,  
 779, 787, 788, 805, 812, 814, 815,  
 829, 846, 847, 863, 867, 869, 873,  
 877–879, 892, 897, 900, 933, 950,  
 955, 957, 963, 975, 984, 996, 997,  
 1016, 1037, 1042, 1044, 1056–  
 1058, 1060, 1061, 1065, 1067,  
 1089, 1095, 1097, 1103, 1129,  
 1144  
 Chinquapin Leaf Blister 295  
 Dagger Nematode 412  
 Mistletoe 369  
 Pepper-Tree (Schinus) 772  
 Pitcher-Plant (Darlingtonia) 773  
 Poppy (Eschscholtzia) 773  
 Sessile Nematode 404
- California-Bluebell (Phacelia) 772  
 California-Laurel (Umbellularia) 772  
 California-Rose (Convolvulus japoni-  
 cus) 773
- Calla**  
 Chlorotic Spot 774  
 Common, Golden, Pink (Zant-  
 edeschia) 773  
 Leaf Spot 350  
 Wild (Calla palustris) 774
- Calliandra** (False-Mesquite) 774
- Callicarpa**  
 (Beauty-Berry; French-  
 Mulberry) 774
- Callus Knot** 720
- Calonectria** 163, 308, 463  
 colhounii 163, 308, 704, 935, 992  
 crotalariae 308, 463, 984, 992, 1004,  
 1079  
 graminicola 888  
 theae 308, 992
- Calonectria** sp. 463, 995
- Caloscypha fulgens** 1084
- Calycanthus** (Sweetshrub, Carolina All-  
 spice) 774
- Calyx-End Rot** 457, 461, 525
- Camass** (Camassia) 775
- Camellia** 775  
 Dieback 245  
 Flower Blight 209, 211  
 Leaf Gall 289  
 Leaf Spot 345, 349, 363  
 Scab 598  
 Yellow Mottle Leaf 776  
 Yellow Mottle Varicosavirus 614
- Camomile** (Anthemis) 776
- Campanula** (Bellflower, Canterbury  
 Bells) 776
- Campestris** 725
- Camphor-Tree**  
 (Cinnamomum) 777  
 Scab 596
- Canavirgella** 376  
 banfieldii 376, 1020
- Cancroid Spot** 804
- Candida krusei** 804
- Candidatus**  
 asteris 778  
 brasiliense 1013  
 Phytoplasma asteris 1035
- Candlestick Shrub** (Cassia) 777
- Candytuft** (Iberis) 777
- Cane Blight** 179, 185, 199, 200
- Cane Gall** 98
- Cane Knot Canker** 265
- Cane Rust** 552
- Cane Spot** 225, 262
- Canker** 91, 115, 155, 183, 197, 199,  
 200, 214, 225–227, 229, 230, 232,  
 233, 235–246, 248–250, 252, 255–

- 257, 259–266, 293, 343, 473, 486,  
574, 692, 898
- Canker Stain of London Plane 228
- Cankers 292
- Canna 777
- Mosaic 614
- Yellow Mottle 778
- Yellow Mottle Badnavirus 614
- Canola
- (*Brassica napus*) 778
- Cantaloupe 778
- Cape-Cowslip (*Lachenalia*) 778
- Cape-Honeysuckle (*Tecomaria*) 778
- Cape-Marigold (*Dimorphotheca*) 778
- Caper
- (*Capparis*) 779
- Capeweed, Cape Dandelion (*Arctotheca  
calendula*) 779
- Capillovirus 71
- Capnodiaceae 54
- Capnodium 594
- axiliatum* 785
- citri* 594, 805, 987
- citricola* 805
- elongatum* 595, 751, 904, 906, 984,  
1117
- footii* 717
- grandisporum* 781, 1135
- pini* 1023
- Capnodium sp. 764, 809, 859, 996,  
1016, 1138
- Capnodium spp. 595, 818, 868, 952,  
1141
- Capsule Spot 333, 334
- Captan 17
- Carapace Spot 736
- Caraway (*Carum*) 779
- Carbendazim 17
- Carbofuran 28
- Carbon Disulfide 17
- Carboxin 17
- Cardoon (*Cynara cardunculus*) 779
- Carissa 779
- (Natal-Plum) 779
- Carlavirus 71, 897
- Carmovirus 71
- Carnation
- (*Dianthus caryophyllus*) 780
- Bud Rot 483
- Collar Blight 152
- Downy Mildew 277
- Etch-Ring 781
- Etched Ring Caulimovirus 615
- Fusarium Wilt 689
- Italian Ring Spot 781
- Italian Ringspot Tombusvirus 615
- Latent 781
- latent 833
- Latent Carlavirus 615
- Mosaic 615, 781, 1103
- Mottle 781
- Mottle Carmovirus 615
- Necrotic Fleck 781
- Necrotic Fleck Closterovirus 615
- Pimple 126, 129
- Pin Nematode 404
- Powdery Mildew 446
- Ring Spot 781
- Ring Spot Dianthovirus 615
- Rust 570
- Streak 616, 781
- Vein Mottle 781
- Vein Mottle Potyvirus 616
- Yellows 616, 781
- Carob, St. Johns Bread (*Ceratonia*) 781
- Carolina Geranium (*Geranium carolini-  
anum*) 781
- Carolina Jessamine (*Gelsemium*) 781
- Carolina Moonseed (*Cocculus*) 781
- Carolina Spiral Nematode 409
- Carpetweed (*Mollugo*) 782
- Carrot
- (*Daucus carota* var. *sativa*) 782
- Cyst Nematode 396
- Leaf Blight 151
- Motley Dwarf 783
- Motley Dwarf = Carrot Mottle  
  Umbravirus 616



- Purple Leaf 783  
 Red Leaf 783  
 Red Leaf Luteovirus 616  
 Thin Leaf 783  
 Thin Leaf Potyvirus 616  
 Wild (*Daucus carota*) 783  
 Cascara (*Ramnus ramorum*) 783  
 Cashew (*Anacardium*) 783  
 Cassabana, Curuba (*Sicana*) 783  
 Cassava  
   Common Mosaic 952  
   Common Mosaic Potexvirus 616  
 Cassia  
   (*Senna*, Sicklepod, Partridgepea) 783  
 Cassiope 784  
 Cassytha filiformis 803, 987  
 Cast 380  
 Castor-Bean (*Ricinus communis*) 784  
 Casuarina (Australian-Pine) 784  
 Cat-Tail (*Typha*) 786  
 Catalina Cherry (*Prunus lyoni*) 784  
 Catalpa 785  
   Leaf Spot 304, 349  
 Catenularia 463  
 Catenularia fuliginea 464, 992  
 Catface 420, 1001, 1111  
 Catha (Arabian-Tea) 785  
 Catkin Hypertrophy 297  
 Catnip (*Nepeta*) 785  
 Cats-Claw (*Doxantha*) 786  
 Cattleya Blossom Brown Necrotic  
   Streak 987  
 Cattleya Dry Sepal 987  
 Cauliflower  
   Mosaic 768, 796, 973, 1091  
   Mosaic Caulimovirus 617  
 Caulimovirus 71  
 Ceanothus 786  
 Cedar  
   (*Cedrus* spp.) (Atlas Cedar, Deodar,  
   Cedar of Lebanon) 786  
   Blight 197  
 Cedar-Apple Rust 549  
 Celandine (*Chelidonium*) 786  
 Celery  
   Brown Spot 309  
   Calico 617, 787, 830  
   Celeriac (*Apium graveolens*) 787  
   Late Blight 212  
   Mosaic 783, 787  
   Mosaic Potyvirus 617  
   Pin Nematode 404  
   Wilt 687  
   Yellow Dwarf Poleroviridae 617  
   Yellow Spot 787  
   Yellow Spot Luteovirus 617  
 Celtuce (*Lactuca serriota* var. *sativa*) 788  
 Cenangium 163  
   *ferruginosum* 164, 860, 1019  
   *singulare* 228, 1031  
 Cenangium Dieback 164  
 Cenchrus (Buffelgrass) 788  
 Centaurea (Bachelors-Button, Basket-  
   flower; Cornflower; Dusty-miller,  
   Yellow Starthistle) 788  
 Centipede  
   Grass (*Eremochloa*) 789  
 Centrospora acerina 464, 783, 787, 995,  
   997, 1127  
 Century  
   Plant (Agave) 789  
 Cephaleuros 308  
 Cephaleuros virescens 308, 704, 717,  
   718, 727, 736, 752–754, 775, 777,  
   802, 803, 809, 868, 889, 891, 922,  
   929, 931, 932, 944, 949, 952, 1007,  
   1014, 1038, 1048, 1105, 1106, 1126  
 Cephalosporium 309, 464  
   *acremonium* 813, 859  
   *apii* 309, 787  
   *carpogenum* 464, 721, 1006  
   *cinnamomeum* 310, 977, 1105  
   *dieffenbachiae* 310, 833  
   *diospyri* 682, 1014  
   *gregatum* 464, 745, 1079  
 Cephalosporium sp. 682, 756, 844, 860,  
   914, 960, 980, 1118

- Cephalosporium* Wilt 686  
*Cephalotaxus* (Japanese Plum-Yew) 789  
*Cephalothecium* roseum 1001, 1041  
*Ceratobasidium* anceps 807, 835, 856,  
914, 943, 1044, 1089  
*Ceratocystis* 298, 464  
(*Ceratostomella*) 228  
(*Ceratostomella*) *ulmi* 683  
*coerulescens* 954  
*fagacearum* 682, 797, 982  
*fimbriata* 465, 711, 723, 922, 969,  
1000, 1026, 1031, 1102, 1105  
*fimbriata* f. sp. *platani* 228, 1025  
*paradoxa* 298, 991, 1023  
*tremullo-aurea* 1031  
*ulmi* 845  
*wagneri* 466, 1021  
*Ceratocystis* sp. 229, 1031  
*Ceratophorum* *ulmicola* 844  
*Ceratostomataceae* 55  
*Ceratostomella* *radiciola* 992  
*Cercoseptoria*  
*blephiliae* 755, 971  
*caryigena* 909  
*minuta* 776  
*Cercospora* 164, 218, 310  
*abeliae* 310, 703  
*abelmoschi* 310, 983  
*acalyphae* 705  
*acetosellae* 1057  
*adusta* 1038  
*aeruginosa* 763  
*aesculina* 910  
*afflata* 909  
*ageratoides* 851  
*alabamensis* 921, 968  
*albo-maculans* 310  
*alismatis* 728  
*alni* 709  
*althaeina* 310, 905, 1032  
*amalayensis* 901  
*amaryllidis* 713, 951, 1044, 1081  
*amelopsidis* 920  
*ampelopsidis* 1128  
*anethi* 834  
*angulata* 310, 823, 881, 966  
*anomala* 705  
*antipus* 907  
*antirrhini* 1074  
*apii* 164, 751, 787  
*apii* f. sp. *clerodendri* 807  
*apii* var. *angelicae* 717  
*apiifoliae* 894  
*apocyni* 835  
*aquilegiae* 310, 810  
*arachidicola* 310  
*arboreae* 802, 1013  
*arborescentis* 913  
*armoraciae* 311, 911  
*asclepiadorae* 766  
*asiminae* 998  
*asparagi* 732  
*asterata* 734  
*atrogrisea* 1043  
*atromaculans* 725, 900  
*aurantia* 803  
*avicennae* 703  
*Bacilligera* 763  
*barbarea* 1138  
*bellynckii* 1127  
*beticola* 311, 748, 1058, 1082, 1104,  
1121  
*biformis* 997  
*bixae* 753  
*boerhaaviae* 1081  
*bougainvilleae* 311, 759  
*brassicicola* 973, 1119  
*brassicola* 767, 796  
*brunkii* 311, 871  
*brunnea* 1037  
*caldosporioides* 984  
*calendulae* 311, 771  
*callae* 728, 774  
*callicarpae* 774  
*calthae* 956  
*camptosori* 857  
*cana* 848  
*canescens* 713, 744, 784, 837, 1078

- cannabina 311, 899  
cannabis 311, 899  
capitati crotonicola 820  
capreolata 751  
capsici 311, 1011  
carii 842  
carotae 165, 782  
catalpae 785  
catenospora 843  
caulophylli 757, 1057  
ceanothi 786  
cebrina 816  
celosiae 808  
cercidis 1047  
chionanthi 866  
chrysanthemi 800, 1069  
chrysobalani 809  
cichorii 846  
cinchonae 801  
circumscissa 311, 711, 723, 792, 794,  
799, 1001, 1026  
citri-grisea 803  
citrullina 312, 1086, 1133  
cladosporioides 794  
clavata 766  
clavicularpa 1090  
cleomis 806  
clitoriae 766  
cocculicola 781  
coleosanthi 761  
concentrica 1142  
concors 218, 312, 1033  
condensata 907  
consobrina 1001  
consociata 1057  
conspicua 806  
coreopsidis 812  
cornicola 312, 836  
corylina 896  
crassoides 866  
crotonifolia 820  
crotonis 820  
crotonophila 820  
cruciferarum 1043  
cruenta 746, 766  
cucurbitae 821, 882, 1086  
cydoniae 1042  
cynoglossi 825, 929  
cypripedii 987, 988  
daemonicola 831  
daleae 1073  
decumariae 828  
delphinii 829  
dendrobii 987  
depazeoides 843  
desmanthi 765  
destructiva 850  
deutziae 831  
diffusa 890  
dioscoreae 1141  
diospyri 1014  
dispersa 1135  
dubia 1061  
dulcamerae 923  
duplicata 1115  
echii 1128  
echinocystis 965  
effusa 941  
elaeagni 842  
elongata 1106  
epigaeae 847  
epipactidis 987  
eribotryae 1017  
erysimi 1129  
erythrogena 958, 1048  
euonymi 850  
euphorbiae 1085  
euphorbiicola 1075  
eustomae 852  
exotica 1132  
ferruginae 728  
ferruginea 1059  
fici 858  
fingens 958  
flagellaris 1056  
floricola 1142  
fragariae 1093  
fraserae 811

- fraxinites 731  
fukushiana 915  
fuliginosa 1014  
fulvella 1124  
fusca 312, 902, 1007  
fuscomaculans 886  
fuscovirens 997  
galii 867  
garryae 869, 1071  
gaultheriae 747, 869, 1138  
gaurae 869  
gayophyti 891  
gei 873  
gentianae 870  
gentianicola 870  
geranii 872  
gigantea 803  
glandulosa 708  
gnaphaliacea 877  
gomphrenae 876  
gonolobi 1062  
granuliformis 1127  
graphioides 792  
grindeliae 889  
grisea 963  
guttulata 840  
gymnocladi 927  
halesiae 893  
handelii 1049  
helenii 897  
helianthi 729, 1097  
heliotropii 898  
hemerocallis 828  
henningsii 952  
heteromeles 1017  
heterospora 1085  
heucherae 901  
hibisci 901, 1055  
hieracii 894  
houstoniae 912  
hydrangeae 913  
hyperici 1060  
ilicis 904, 917  
insulana 1090  
juglandis 1130  
jujubae 924  
jussiaeae 1134  
kalmiae 971  
kellermanii 905, 1055  
kikuchii 1078  
kolkwitziae 747  
laburni 878  
lanuginosa 765  
lathyrina 312, 1100  
Leaf Spot 311  
leonotidis 940  
leptandrae 822  
leptosperma 725  
leucosticta 795  
leucothoës 935  
ligustri 1038  
lilacis 936  
lippiae 940  
liquidambaris 1099  
lobeliae 941  
longispora 945  
longissima 934  
ludwigiae 944  
lupini 945  
lupinicola 945  
lutescens 799  
lycii 946, 957  
lycopi 1132  
lysimachiae 943  
lythracearum 312, 818, 947  
lythri 947  
maclurae 988  
macrochaeta 980  
macroguttata 801  
magnoliae 312, 948  
malachrae 950  
malayensis 983, 1055  
mali 719, 798  
malkoffi 717  
malloti 950  
maritima 820  
marrubii 903  
melanochaeta 753

- meliae 795  
melongenae 312, 841  
menispermi 968  
menthicola 964  
microsora 165, 939  
mikaniae 963  
mimuli 964  
minima 1005  
mirabilis 864  
mitellae 752  
montana 847  
moricola 972  
morindicola 968  
morongiae 1065  
nandinae 312, 974  
nasturtii 830, 1131  
negundinis 759, 953  
nelumbonis 944  
nepetae 785  
nepheloides 852  
neriella 983  
nigricans 784  
noveboracensis 919  
nymphaeacea 1132  
nyssae 1118  
obscura 729, 779  
oculata 919  
odontoglossi 987  
oenotherae 982  
oenotherae-sinutae 982  
olivacea 728, 941, 1030, 1059  
omphakodes 1016, 1030  
opuli 1125  
osmorhizae 1103  
oxalidiphila 989  
oxybaphi 710, 1121  
oxydendri 989  
pachypus 1097  
paeoniae 1009  
pancratii 819, 1081  
papaveri 1032  
parvimaculans 880  
pastinacae 997  
pastinacina 997  
penstemonis 1009  
peristeriae 987  
perniciosa 766  
perseae 736  
personata 312  
petroselini 996  
petuniae 1015  
photinae-serrulata 1017  
phyllitidis 857  
physalicola 890  
physalidis 890  
physaloides 722  
piaropi 312, 1132  
piri 798  
pisi-sativae 999  
pittospori 312, 1024  
platanicola 1025  
plumeriae 1028  
poagena 886  
podophylli 958  
populicola 1031  
populina 1031  
prenanthis 1037  
prosopidis 962  
psedericola 1128  
psidii 891  
puderi 312, 1052  
pulcherrimae 1029, 1075  
pulsatillae 716  
purpurea 218, 736, 1047  
pustulata 920  
pyri 1005  
ranunculi 1044  
ratibida 1047  
regalis 997  
repens 811  
resedae 312, 962  
rhamni 763  
rhapontici 1050  
rhizophorae 952  
rhododendri 313, 738  
rhoina 1073, 1096  
ribicola 823  
ribis 823

- richardiaeicola 313, 774  
ricinella 784  
rosicola 313  
rubigo 806, 1082  
rudbeckiae 879, 1056  
rudbeckii 840  
sabbatae 1055  
saccharini 953  
salicina 1137  
salviicola 1058  
sanguinariae 755  
saururi 1064  
scutellariae 1071  
sechii 791  
seminalis 886  
senecionicola 1067  
senecionis 1067  
sequoiae 165, 1067  
sequoiae var. juniperi 924  
sesami 1068  
sidicola 1070  
silphii 1071  
smilacina 1072  
smilacis 313, 1072  
sojina 313, 1078  
sordida 165  
speculariae 1080  
sphaeriaeformis 844  
spiraea 979  
Spot 218, 219, 313  
squalidula 806  
stachydis 1088  
stillingiae 797, 1091  
stizolobii 1122  
streptopi 1095  
stromatis 894  
struthanthi 965  
subsessilis 795  
symphoricarpi 812, 1075, 1139  
symplocarpi 313, 1071  
tabacina 1037, 1056  
tageticola 956  
ternateae 921  
tetragoniae 977  
teucris 873  
thaliae 1107  
thaspisii 717  
theae 775  
thermopsidis 1107  
thujina 726, 825  
tinea 1125  
tortipes 1125  
tragopogonis 1061  
triostei 910  
tropaeoli 975  
truncata 715  
truncatella 998  
tuberculans 1099  
unamunoi 1011  
varia 907, 1125  
velutina 741  
venturioides 766  
verbasicola 972  
verbenicola 1124  
vexans 1093  
violae 995, 1127  
viticis 1129  
viticola 802  
vitis 715, 1013  
websteri 1118  
weigelaе 1135  
weigeliae 834  
xanthoxyli 900, 1037  
zeae-maydis 813  
zebrina 313, 744, 807, 891, 933,  
1003, 1079, 1114  
zinniae 1144  
ziziae 1144  
Cercospora menispermis 781  
Cercospora sp. 313, 704, 706, 708, 727,  
748, 750, 775, 815, 818, 826, 847,  
854, 878, 879, 908, 926, 937, 949,  
956, 960, 966, 990, 993, 1017, 1050,  
1090, 1101, 1116  
Cercospora spp. 802, 1107, 1110  
Cercosporella 315  
aceris 954  
acropitili 705, 1057

- alni 709
- brassicae 315, 767, 796, 973, 1119
- cana 734
- celtidis 892
- chionea 1047
- colubrina 848
- filiformis 716, 958
- idahoensis 1077
- lilii 937
- mirabilis 894
- mori 972
- nivosa 1009
- pastinacae 997
- pastinaceae 354
- pirina 817
- primulae 1038
- prolificans 843
- pycnanthemis 971
- rubi 754, 832, 1046
- saxifragae 1064
- terminalis 1123
- Cercosporidium 165
  - bougainvilleae 313
  - fasciculatum 1085
  - graminis 357
  - magnoliae 313
  - personata 315
  - personatum 1003
  - punctum 165, 853
- Cercosporidium 315
- Cereal Anthracnose 87
- Cerotelium 537
  - dicentrae 537, 840
  - fici 537, 859, 972, 988
- Cerotelium ficis 859
- Cerrena unicolor 473
- Cestrum 789
- Ceuthocarpon ferrugineum 947
- Ceuthocarpum conflictum 941
- Ceuthospora lunata 466, 817
- Chaerophyllum 789
- Chaetoderma luna 504
- Chaetodiplodia sp. 987
- Chaetomella sp. 721
- Chaetomiaceae 55
- Chaetomium bostrychodes 1111
- Chalara
  - thielavioides 373
  - thielaviopsis 466
- Chalara (Chalaropsis) 373, 466
- Chalaropsis
  - thielavioides 373, 1052
  - thielaviopsis 466, 1029
- Chalk rot 774
- Chalking 1116
- Chamaecyparis (Atlantic White-Cedar, Port Orford White-Cedar, Alaska Yellow-Cedar, Hinoki Cypress, Sawara Cypress-Retinospora) 790
- Chamaedaphne (Cassandra, Leatherleaf) 790
- Chamber's Dagger Nematode 412
- Char Spot 359
- Charcoal Rot 185, 493, 521
- Charcoal Spot 325
- Chard Blue Mold 277
- Chayote (Sechium) 791
- Checker Mallow (Sidalcea) 791
- Checking 1034
- Cheilaria agrostis 353, 359
- Chenopodium 791
- Cherimoya, Custard-Apple (Annona) 791
- Cherry
  - (Flowering) Rough Bark 620, 793
  - (Prunus spp.) 791
  - (Sour) Pink Fruit 619
  - Albino 618, 793
  - Bark Splitting 618, 793
  - Black Canker 618, 793
  - Buckskin 618, 793
  - Bud Abortion 618, 793
  - Calico 995
  - Chlorosis 618, 793
  - Flowering, Oriental (Prunus serrulata) 793
  - Freckle Fruit Disease 618, 793
  - Green Ring Mottle 618, 793

- Gummosis 618, 793  
 Japanese Flowering (*Prunus subhirtella*) 793  
 Leaf Blight 182  
 Leaf Spot 304, 316, 318  
 Little Cherry 619, 793  
 Midleaf Necrosis 619, 793  
 Mora 619, 793  
 Mottle Leaf 793  
 Mottle Leaf Trichovirus 619  
 Necrotic Rusty Mottle 619, 793  
 Pink Fruit 793  
 Pinto Leaf 619, 793  
 Rasp Leaf 793  
 Rasp Leaf Nepovirus 620  
 Ring Spot 793  
 Ring Spot = *Prunus* Necrotic Ringspot Ilarvirus 620  
 Rough Fruit 793  
 Rugose Mosaic 793  
 Rugose Mosaic = Strain of *Prunus* Necrotic Ringspot Ilarvirus 620  
 Rusty Mottle 620, 793  
 Twisted Leaf 621, 793  
 Vein Clearing 621, 793, 1027  
 Witches' Broom 297  
 Yellows 793, 1002  
 Yellows = Prune Dwarf Ilarvirus 621  
 Cherry-Laurel (*Prunus laurocerasus*) 794  
 Chestnut (*Castanea*) 794  
   Blight 176  
 Chick-Pea Garbanzo (*Cicer*) 795  
 Chickory 794  
 Chickpea filiform 795  
   Filiform Potyvirus 621  
 Chickweed (*Stellaria* and *Cerastium*) 795  
 Chinaberry (*Melia*) 795  
 Chinese  
   Cabbage (*Brassica pekinensis*, *B. chinensis*) 796  
   Evergreen (*Aglaonema*) 796  
   Holly Spot Anthracnose 598  
 Chinese Lantern (*Physalis alkekengi*) 796  
 Chinese Tallowtree (*Sapium*) 797  
 Chinese Waxgourd (*Beincasa*) 797  
 Chinquapin (*Castanopsis*) 797  
 Chiogenes (Creeping Snowberry) 797  
 Chionodoxa (Glory-of-the-Snow) 797  
 Chirita 798  
 Chives (*Allium schoenoprasum*) 798  
 Chloranil 17  
 Chlorine Injury 420  
 Chlorogalum (Soap-Plant) 798  
 Chloroneb 18  
 Chloropicrin 18  
 Chloroscypha chloromela 1067  
   juniperina 924  
 Chlorosis 420, 421, 703, 704, 710, 711, 720, 723, 738, 744, 749, 768, 777, 782, 785, 792, 804, 818, 821, 829, 850, 859, 863, 868, 896, 904, 914, 937, 942, 971, 974, 981, 985, 991, 992, 999, 1001, 1003, 1005, 1027, 1029, 1031, 1034, 1038, 1046, 1049, 1053, 1079, 1087, 1093, 1118  
 Chlorothalonil 18  
 Chlorotic  
   Peacock Pattern 1094  
   Ring Spot 770  
   Spot 1039  
   Streak 923  
 Chlorotic Dwarf 1021  
 Chlorotic Mottle 1095  
 Chlorpicrin 28  
 Choanephora 166  
   *americana* 826, 995  
   *compacta* 968  
   *conjuncta* 999, 1015



- cucurbitarum 166, 743, 821, 859,  
983, 1011, 1015, 1086, 1101,  
1126  
infundibulifera 166, 901, 922, 1078  
persicaria 1001  
Choanephora sp. 1144  
Choanephoraceae 51  
Chocolate Leaf Spot 308  
Chokeberry (*Aronia*) 798  
Chokecherry (*Prunus virginiana*) 798  
Chondropodium 229  
  *pseudotsugae* 229, 838  
Chondrostereum  
  *purpureum* 528  
Christie's Spiral Nematode 409  
Christie's Stubby Root Nematode 409  
Christmas Berry (*Heteromeles arbutifolia*) 799  
Christmas Cactus (*Zygocactus truncatus*) 799  
Christmas Rose (*Helleborus niger*) 799  
Christmasberry  
  Scab 573, 574  
Chrysanthemum  
  (*Dendranthema grandiflora*) 800  
  Aspermy 621  
  B Carlavirus 622  
  Chlorotic Mottle Viroid 621, 801  
  Flower Distortion 621, 801  
  Foliar Nematode 387  
  Leaf Spot 321, 359  
  Mosaic 622, 801  
  Ring Spot 622, 801  
  Rosette 622, 801  
  Rust 566  
  Stunt 801, 802  
  Stunt Viroid 622  
Chrysomya 537  
  *arctostaphyli* 537, 747, 1084  
  *cassandrae* 716  
  *chiogenis* 537, 797  
  *empetri* 537, 820, 1084  
  *ilicina* 537, 904  
  *ledi* 537, 932, 1084  
  *ledi* var. *cassandrae* 537, 790, 1084  
  *ledi* var. *groenlandici* 537  
  *ledi* var. *rhododendri* 537, 1049  
  *ledicola* 537, 932, 1084  
  *moneses* 537  
  *piperiana* 537, 1049, 1084  
  *pirolata* 537, 966, 1084  
  *roahensis* 1049  
  *roanensis* 1084  
  *weirii* 538, 1084  
Chrysopsis (Golden Aster) 801  
Chytridiomycota 47  
Ciberinia  
  *camelliae* 209  
Ciboria 166  
  *acerina* 166  
  *carunculoides* 166, 972  
Ciborinia 167, 315  
  *acerina* 953  
  *bifrons* 1031  
  *candolleana* 980  
  *confundens* 1031  
  *erythronii* 167, 849  
  *foliicola* 1137  
  *gracilipes* 949  
  *gracilis* 167, 849  
  *seaveri* 316  
  *trillii* 1114  
  *violae* 1127  
  *whetzelii* 315  
  *wisconsinensis* 1137  
Cimicifuga (Bugbane, Black  
  Cohosh) 801  
Cinchona 801  
Cineraria  
  (Senecio) 801  
  Mosaic 622, 802  
Cinnamon-Tree (*Cinnamomum zeylandicum*) 802  
Cintractia 583  
  *luzulae* 1140  
Cirsium (Plumed Thistle) 802  
Cissus 802

- Citrus
- Blast 117
  - Blight 206
  - Canker 123
  - Enation 805
  - Enation – Woody Gall
    - Luteovirus 623
  - Exocortis 805
  - Exocortis Viroid 623
  - Fruits (Grapefruit, Lemon, Lime, Orange) 803
  - Leaf Rugose 805
  - Leaf Rugose Ilarvirus and Citrus Variegation Ilarvirus 623
  - Leprosis 805
  - Leprosis Rhabdovirus 623
  - Mildew 447
  - Nematode 411
  - Psorosis 805
  - Psorosis Complex: Citrus Leaf Rugose Ilarvirus, Citrus Ringspot Virus, Citrus Variegation Ilarvirus 623
  - Ring Nematode 391
  - Ringspot 805
  - Ringspot Virus 624
  - Scab 597
  - Septoria Spot 360
  - Stubborn Disease 624, 803
  - Tatter Leaf 805
  - Tatter Leaf Cappillovirus 624
  - Tristeza 805
  - Tristeza Closterovirus 624
  - Variegation 805
  - Vein Enation 624, 805
  - Xyloporosis 624, 805
  - Yellow Vein 625, 805
- Cladochytrium graminis 886
- Cladochytrium replicatum 1114
- Cladocolea cupulata 1020
- Cladode Rot 461, 475
- Cladosporium 167, 219, 316, 373, 571 (Heterosporium) 333
- alii 333
  - aromaticum 1096
  - arthrinoides 759
  - astericola 880
  - beijerinckii 168
  - brevipes 981
  - brunneo-atrum 571
  - brunneolum 920
  - carpophilum 571, 711, 724, 793, 976, 1002, 1027
  - caryigenum 571
  - cladosporioides 167, 1092
  - cladosporioides f. sp. pisicola 572
  - colocasiae 316, 843
  - coreopsidis 572, 812
  - cucumerinum 572, 821, 960, 1087, 1134
  - echinulatum 316, 333, 780
  - effusum 903, 1008
  - epiphyllum 316, 942
  - erianthi 1028
  - fasciculatum 948
  - fulvum 373, 1111
  - fuscum 1052
  - gloeosporioides 1060
  - gramineum 740
  - herbarum 219, 373, 703, 737, 744, 780, 792, 859, 875, 877, 887, 918, 919, 936, 981, 1003, 1011, 1112, 1126
  - heugelinianum 764
  - iridis 333
  - lysimachiae 943
  - macrocarpum 373, 1082
  - oxycocci 817
  - oxysporum 316, 803, 1111
  - paeoniae 219, 1009
  - pisicola 573, 999
  - triostei 910
  - variabile 333, 1082
  - vignae 747
- Cladosporium sp. 729, 732, 865, 884, 921, 930, 937, 1006, 1027, 1050, 1052, 1084, 1099, 1105, 1128, 1131
- Cladosporium spp. 721, 786
- Clarkia 805

- Clasterosporium  
   cornigerum 909  
 Clasterosporium sp. 719  
 Clausena (Wampi) 805  
 Clavariaceae 61  
 Clavibacter  
   agcopyri 101  
   cassiicola 1029  
   fascians 101, 780, 800, 871, 892,  
     896, 915, 975, 1015, 1016, 1040,  
     1069, 1091, 1100  
   flaccumfaciens 101, 743, 1078  
   humiferum 101, 1030  
   ilicis 903  
   michiganense 101, 763, 766, 789,  
     828, 841, 890, 923, 1011, 1033,  
     1060, 1110, 1114  
   michiganense subsp. michiga-  
     nense 101  
   michiganense subsp. sepe-  
     donicum 102  
   poinsettiae 102, 1029  
   sepedonicum 102, 748, 1033  
   xyli subsp. cynodontis 103, 885  
   xyli subsp. xyli 103  
 Claviceps  
   africana 924  
   cynodontis 886  
   microcephala 886  
   purpurea 741, 886, 1028, 1050  
 Clavicipitaceae 55  
 Claytonia (Spring Beauty) 806  
 Clematis  
   Leaf 306  
   Leaf Spot 321  
 Clematis (including Virgins-Bower) 806  
 Cleome (Spider-Flower) 806  
 Clerodendron Zonate Ring Spot 625  
 Clerodendrum (Glorybower) 807  
 Clethra (Sweet Pepperbush, White-  
   Alder) 807  
 Climacoden septentrionalis 528  
 Clinopodium (Basil-Weed) 807  
 Clintonia 807  
 Clitocybe  
   monadelphpha 468, 1001, 1039  
   olearia 981, 1025  
   parasitica 903, 1001  
   Root Rot 467, 468  
   tabescens 468, 700, 704, 705, 721,  
     724, 726, 737, 738, 740, 770, 774,  
     776–778, 784, 786, 790, 791, 794,  
     797, 804, 811, 812, 815, 818, 825,  
     836, 842, 845, 849, 850, 877, 884,  
     891, 893, 902, 904, 908, 913, 921,  
     922, 925, 944, 946, 949, 951, 954,  
     981, 983, 992, 993, 996, 1001,  
     1008, 1018, 1021, 1025, 1028–  
     1030, 1039, 1053, 1062, 1090,  
     1092, 1096, 1099, 1100, 1105,  
     1109, 1118, 1126, 1135  
 Clivia 807  
 Closterovirus 71  
 Cloudy Spot 498, 1111  
 Clove Rot 503  
 Clover 1000  
   (Alsike) Mosaic = Clover Yellows Vein  
     Potyvirus 625  
   (Red) Vein Mosaic Carlavirus 625  
   (Trifolium incarnatum, T. pratense, T.  
     repens, T. stoloniferum, T. subter-  
     raneanum, T. vesiculosum) 807  
   Club Leaf 625  
   Cyst Nematode 398  
   Dodder 274  
   Proliferation 131, 1092  
   Proliferation Subgroup A Phytoplas-  
     ma 745  
   Wound Tumor Phytoreovirus 626  
   Yellow Edge 1092  
   Yellow Edge Phytoplasma 896  
   Yellow Mosaic 808, 1124  
   Yellow Mosaic Potexvirus 625  
   Yellow Vein 745, 783, 889, 1029,  
     1138  
   Yellow Vein Mosaic 626  
 Club Root 268  
 Clypeolella leemingii 867

- Clypeosphaeriaceae 56  
 Cobb's Meadow Nematode 405  
 Cobb's Ring Nematode 391  
 Cobb's Spiral Nematode 394  
 Cobb's Stubby Root Nematode 410  
 Coccoloba (Sea-Grape, Dove-Plum) 808  
 Cocomyces  
   hiemalis 318, 792, 793  
   kerriae 318, 927  
   lutescens 318, 792, 794  
   prunophorae 318, 1026  
   tumidus 714  
 Cocomyces sp. 723, 764  
 Cocklebur  
   (Xanthium) 808  
 Cockscomb (Celosia argentia) 808  
 Cocksfoot Streak 889  
 Cocksfoot Streak Potyvirus 626  
 Cocoa (Theobroma cacao) 808  
 Cocoa-Plum (Chrysobalanus) 809  
 Cocoyam (Xanthosoma) 809  
 Codonanthe 809  
 Coffee-Berry (Rhamnus californicus) 809  
 Coleosporium 538  
   apocyanaceum 538, 715, 1022  
   aridum 761  
   asterum 538, 734, 735, 801, 848, 867, 880, 890, 1022, 1068  
   campanulae 776, 943, 1022, 1080  
   crowellii 538, 1021, 1022  
   delicatulum 538, 880, 1022  
   domingense 1028  
   elephantopodis 1022  
   helianthi 538, 729, 897, 1022, 1097  
   inconspicuum 812, 1022  
   ipomoeae 539, 773, 826, 922, 968, 969, 1022, 1102  
   jonesii 539, 824, 881, 1022  
   lacinariae 539  
   laciniariae 936, 1022  
   madae 956, 1022, 1097  
   mentzeliae 539  
   minutum 539, 863, 1022  
   occidentale 1067  
   pacificum 539  
   pinicola 539, 1022  
   plumeriae 1028  
   senecionis 1022, 1067  
   sonchiarvensis 1022  
   steviae 536  
   terebinthinaceae 1022, 1071  
   tussilaginis 539  
   vernoniae 539, 919, 1022  
   viburni 539, 1126  
   viguierae 1124  
 Coleus 809  
   Mosaic 809  
   Mosaic = Cucumber Mosaic Cucumovirus 626  
 Collar Rot 179, 456, 475, 484, 491, 509, 511, 720  
 Collards 810  
 Collecephalus hemerocalli 828  
 Colletotrichum 86, 167, 230, 318, 468  
   acutatum 86, 167, 230, 318, 468, 711, 721, 836, 884, 953, 1000, 1092, 1118, 1135  
   acutatus 1094  
   antirrhini 86, 1073  
   atramentarium 86, 1033, 1112  
   azaleae 738  
   bletiae 87  
   capsici 87, 468, 1011, 1012  
   cinctum 987  
   circinans 468, 979, 985, 1069  
   coccodes 87, 318, 468, 703, 964, 1012, 1078, 1112  
   crassipes 713  
   dematium 87, 167, 874, 1081, 1126  
   dematium f. sp. spinaciae 87  
   dematium f. sp. truncata 87, 318, 837, 1096  
   dematium var. truncata 1109  
   dioscoreae 1141  
   elastica 318, 859  
   erumpens 87

- erythrinae 1024  
falcatum 1028  
fragariae 87, 944, 1092  
fructus 721  
fuscum 87, 864  
gloeosporioides 87, 167, 318, 468,  
486, 718, 742, 771, 772, 778, 779,  
785, 824, 835, 836, 853, 855, 858,  
859, 884, 922, 942–944, 965, 983,  
987, 993, 995, 997, 1012, 1024,  
1030, 1054, 1089, 1091, 1092,  
1138  
glycines 1109  
gossypii 1109  
graminicola 87, 761, 789, 1109  
graminicolum 885  
griseum 850  
helianthi 1097  
hibisci 901, 983, 1055  
higginsianum 87, 796, 1119  
jussiaeae 1134  
lagenarium 88, 739, 783, 791, 797,  
882, 959, 965, 1086, 1133  
liliacearum 88, 1076, 1143  
lili 88, 469, 938  
lindemuthianum 88, 743, 746  
malvarum 88, 703, 905, 931, 1070  
nigrum 469, 1012  
omnivorum 88, 733  
orbiculare 88, 1133  
peckii 1115  
philodendri 1016  
phomoides 89  
pisi 89, 998, 1100  
pleosporioides 994  
primulae 1038  
rhexiae 958, 1048  
schizanthi 89, 765  
silphii 1071  
smilacis 1072  
solitarium 880  
sordidum 968  
spinaciae 1081  
spinacicola 1081  
sublineola 89  
sublineolum 1136  
trichellum 89, 305, 1109  
trifolii 944  
truncatum 89, 743, 841, 933, 1078  
vermicularioides 939  
violae-tricoloris 89, 994, 1127  
Colletotrichum sp. 89, 728, 732, 733,  
737, 742, 766, 780, 796, 805, 833,  
839, 908, 913, 938, 948, 967, 993,  
1010, 1016, 1030, 1050, 1066, 1105,  
1114, 1124, 1126  
Colletotrichum spp. 841  
Collinsia (Blue-Lips, Blue-Eyed  
Mary) 810  
Collinsonia (Horse-Balm) 810  
Collomia 810  
Collybia  
dryophila 832  
velutipes 469, 785, 845, 910, 939,  
954, 1031, 1117  
Coltsfoot (Tussilago) 810  
Columbine  
Leaf Spot 310  
Root-Knob Nematode 402  
Columbine (Aquilegia) 810  
Columbo (Frasera) 811  
Columnea 811  
Comandra Blister Rust 540  
Commelina  
Diffusa Potyvirus and Commelina  
Mosaic Potyvirus 626  
Mosaic 811  
Commelina (C. diffusa) 811  
Common  
Bunt 586  
Dodder 274  
Scab 575  
Comovirus 71  
Completoaria complens 855  
Confederate-Jasmine (Trachelosper-  
mum) 811  
Coniella  
(Coniothyrium) 470

- diplodiella 470  
 granati 1030  
 Coniophora 469  
   corrugis 470  
   puteana 470, 825, 861, 930  
 Coniophora corrugis 861, 925  
 Coniosporium  
   fairmani 1087  
 Coniothecium  
   eriodictyonis 1142  
   richardiae 774  
 Coniothrium  
   fuckelii 1000  
 Coniothyrium 230, 318  
   agaves 789  
   cephalanthi 766  
   concentricum 319, 789, 1142  
   diplodiella 470, 884  
   fuckelii 185, 230, 1128  
   hellebori 319, 799  
   negundinis 759, 953  
   olivaceum 948  
   pirinum 817  
   pyrina 319  
   pyrinum 719, 894, 1005  
   rhois 1096  
   rosarum 231, 1052  
   ulmea 844  
   wernsdorffiae 231, 1052  
 Coniothyrium sp. 756, 948, 1000, 1009  
 Coniothyrium spp. 844  
 Conophilis americana 747  
 Conoplea globosa 264  
 Copper  
   Acetate 18  
   Ammonium Carbonate 18, 26  
   Carbonate 18  
   Compounds 18  
   Deficiency 421  
   Fixed 26  
   Hydroxide 18, 26  
   Oxide 18  
   Oxychloride 18  
   Spot 327, 355  
   Spray Injury 421  
   Sulfate 19, 26  
 Copper Spray Injury 904  
 Coprinus 470  
   urticicola 470, 1006  
 Coral Spot 251  
 Coral-Bells 811  
 Coralberry  
   (Symphoricarpos orbiculatus) 812  
 Cordia 812  
 Coreopsis (Tickseed) 812  
 Coriander  
   Feathery Red Vein 813  
   Feathery Red Vein Nucleorhab-  
     dovirus 626  
 Coriander (Coriandrum) 813  
 Coriolus versicolor 719  
 Cork 421, 720, 1005  
 Corky Dry Rot 483  
 Corky Rot 121  
 Corky Scab 575  
 Corm Rot 160, 463, 482  
 Corn  
   (Sweet) Mosaic 627  
   Cyst Nematode 398  
   Leaf Fleck 626, 814  
   Meadow Nematode 406  
   Measles 352  
   Mosaic 814  
   Pox 352  
   Root Rot 485  
   Rust 565  
   Smut 589  
   Stunt 131, 133, 814  
   Sweet (Zea mays var. saccharata) 813  
 Corn-Marigold (Chrysanthemum sege-  
   tum) 814  
 Corncockle  
   (Agrostemma) 814  
 Corticium 167, 470  
   centrifugum 471, 721  
   falactinum 1126  
   fuciforme 471, 888

- galactinum 471, 712, 721, 754, 807,  
832, 836, 904, 922, 946, 971, 981,  
1096
- koleroga 167
- laetum 718
- microsclerotia 167
- radiosum 471
- salmonicolor 167, 718, 858, 1004
- stevensii 167
- vagum 167
- Corydalis 814
- Corynebacterium
- agropyri 103
- humiferum 103
- Coryneform Group Mycobacteri-  
  aceae 101
- Coryneliaceae 54
- Corynespora 319, 471
- cassiicola 471
- Corynespora cassiicola 319, 738, 784,  
859, 914, 940, 945, 983, 1029, 1038,  
1068, 1078, 1079, 1109, 1111, 1127,  
1133
- Coryneum 168
- asperulum 825
- beierincki 784
- berckmansii 168, 726, 727, 825
- Blight 168, 169
- Canker 232
- cardinale 232, 726, 727, 825,  
916, 925
- carophilum 168, 711, 723, 792, 976,  
1000, 1026
- foliicola 232, 719, 1005
- japonicum 980
- microstictum 168, 756, 1088
- negundinis 759
- rhododendri 1049
- tumoricola 844
- Cosmopolitan 463
- Cosmos 815
- Cotoneaster 815
- Cotton
- (Gossypium) 815
- Leaf Curl Bigeminivirus 627
- Root Rot 506, 508
- Cotton Root-Knob Nematode 403
- Cottony Rot 526
- Coursetia 816
- Covered Kernel Smut 586
- Covered Smut 589
- Cowania 816
- Cowpea
- (Vigna sinensis) 816
- Aphid-Borne Mosaic 816
- Canker 128, 130
- Chlorotic Mottle 745, 1004, 1095
- Mosaic 1080
- Mosaic Comovirus 627
- Severe Mosaic 816
- Cowpea Mosaic 747, 903
- Crabapple
- Flowering (Malus) 816
- Cracked Stem 422, 787
- Crackneck 800
- Cranberry
- (Vaccinium, subgenus Oxycoc-  
  cus) 817
- Bitter Rot 487
- Blotch Rot 455
- Early Rot 487, 488
- End Rot 487
- False Blossom 627, 818
- Hard Rot 496
- Ring Spot 818
- Rose Bloom 290
- Crape-Myrtle
- (Lagerstroemia) 818
- Powdery Mildew 453
- Crassula 818
- Creeping Zinnia
- (Sanvitalia procumbens) 819
- Creosote Bush (Larrea) 819
- Cribropeltis 286
- Cribropeltis citrullina 286, 1133
- Criconella
- xenoplax 390

- Criconema 390  
   civellae 390, 803  
   decalineatum 390  
   mutabile 723  
   spinalineatum 390  
 Criconema sp. 945  
 Criconemella  
   xenoplax 887, 1057  
 Criconemoides  
   annulatum 391, 981  
   citri 391, 803  
   crotaloides 391, 838, 1031  
   curvatum 391, 780, 887  
   cylindricum 391, 1003  
   komabaensis 391, 775  
   lobatum 391, 887, 1021  
   mutabile 391, 1034  
   ornatum 391, 887  
   parvum 391, 887  
   rusticum 391, 887  
   similis 391, 1001, 1021  
   teres 391, 981  
   xenoplax 391, 772, 883, 887, 1001  
 Criconemoides (Genus dubium) 391  
 Criconemoides sp. 954, 1053  
 Crimson  
   Clover Latent 808  
   Clover Latent Nepovirus 628  
 Crinkle 809, 1054  
 Crinum 819  
 Cristulariella 319  
   depraedans 320  
   depraedens 954  
   moricola 320, 883, 893, 901, 1111  
   pyramidalis 708, 714, 720, 744, 759,  
     793, 836, 883, 901, 948, 954, 976,  
     1008, 1064, 1118, 1126, 1130  
   pyramudates 756  
 Cristutariella  
   pyramidalis 1025  
 Crocus 819  
 Cronartium  
   appalachianum 540, 1022  
   coleosporioides 540, 989, 990, 1022,  
     1140  
   comandrae 540, 763, 1021  
   comptoniae 540, 990, 1022, 1098,  
     1099  
   conigenum 541, 981, 1021  
   filamentosum 1022  
   fusiforme 981, 1022  
   harknessii 541  
   occidentale 541, 824, 881, 1022  
   quercuum 541, 941, 981, 1022  
   quercuum f. sp. fusiforme 541, 1022  
   ribicola 541, 823, 824, 881, 1023  
   stalactiforme 544, 1022  
   strobilinum 544, 981, 1021  
 Cronartium (Causing Blister Rusts) 539  
 Crook-Neck 871  
 Crossonema 391  
 Crossonema sp. 391, 790  
 Crotalaria (C. retusa) 819  
 Croton (Codiaeum) 819  
 Croton (Croton) 820  
 Crowberry  
   (Empetrum) 820  
 Crown  
   and Petiole Spot 318  
   and Root Rot 506, 511  
   Canker 236, 259  
   Elongation 1010  
   Gall 98  
   Rot 180, 190, 192, 461, 480, 483,  
     489, 498, 503, 512, 521, 522,  
     525, 527  
 Crown and Collar Rot 463  
 Crown Rust 561  
 Crown Vetch (Coronilla varia) 820  
 Crown-Headed Lance Nematode 398  
 Cryphonectria 232  
   cubensis 240  
   parasitica 176, 232, 980  
 Cryphonectria (Endothia) 176  
 Cryptantha 820  
 Cryptanthus 820



- Cryptochaete 472  
(Corticium) polygonia 472
- Cryptocline 169  
betularum 327  
cinerescens 169, 980  
taxicola 1142
- Cryptococcus  
fagesuiga 747  
laurentii 883
- Cryptodiaporthe 233  
aculeans 1096  
castanea 233, 794  
corni 836  
macounii 1082  
salicella 233  
salicina 1137
- Cryptomeria 820
- Cryptomyces 233  
maximus 233, 988, 1137
- Cryptomycina 320  
pteridis 320, 854, 857
- Cryptospora 169  
longispora 169, 213, 726
- Cryptosporella 233  
umbrina 234, 1052  
viticola 234, 883
- Cryptosporiopsis (Glutinium) 245
- Cryptosporiopsis pruinosa 245
- Cryptosporium 235  
macrospermum 860  
minimum 235, 1052  
pinicola 236
- Cryptostictis 170, 320, 836  
arbuti 320, 932, 948, 952  
mariae 1049  
paeoniae 1010  
violae 1127
- Cryptostictis sp. 170, 935
- Crytodiaporthe  
aculeans 233
- Cucumber  
(Cucumis sativus) 821  
Blight 151
- Mosaic 710, 713, 740, 745, 749, 765,  
772, 778, 786, 787, 797, 808, 811,  
814, 822, 827, 830, 831, 833, 842,  
845, 849, 852, 866, 871, 872, 876,  
882, 891, 901, 915, 934, 938, 956,  
960, 962, 965, 969, 974, 978, 998,  
1010, 1012, 1015, 1038, 1058,  
1074, 1082, 1087, 1098, 1112,  
1121, 1125, 1127, 1138, 1144
- Mosaic Cucumovirus 628
- Scab 572
- Wilt 110, 689
- Cucumovirus 71, 856
- Cucurbit  
Leaf Crumple 1134  
Leaf Crumple Begomovirus 629  
Leaf Curl 822, 961, 1087  
Leaf Curl Begomovirus 628  
Yellow Stunting 961  
Yellow Stunting Crinivirus 629  
Yellows 1094
- Cucurbitariaceae 55
- Cufraneb 19
- Culvers-Root (Veronicastrum) 822
- Cumminsilla 544  
mirabilissima 544, 950  
sanguinea 741  
texana 544, 950  
wootoniana 950
- Cunninghamia 822
- Cuphea 822
- Curl-Stripe Disease 938
- Curly Top Virus (Beet) 779
- Current  
(Red) Mosaic = Tomato Ringspot  
Nepovirus 629  
(Ribes spp.) 822  
Flowering (Ribes) 823  
Mosaic 823
- Current  
Anthracnose 97  
Cane Blight 155  
Nematode 389

- Curtobacterium  
   flaccumfaciens pv. flaccumfaciens 103  
   flaccumfaciens pv. poinsettia 103  
   flaccumfaciens subsp. flaccumfaciens 743
- Curvularia 170, 298, 1007  
   crepini 854  
   cymbopogonis 170, 919  
   Disease 170  
   geniculata 761, 767, 885  
   inaequalis 817, 885, 1004, 1082, 1119  
   lunata 170, 875, 885, 1012  
   trifolii 821, 1086
- Curvularia sp. 298, 789, 914, 945, 1028, 1101
- Curvularia spp. 1145
- Cuscuta  
   americana 274, 803  
   arvensis 800, 942, 960, 982, 1124  
   californica 274  
   campestris 929  
   compacta 709, 766, 798, 904, 917, 947, 1013, 1125, 1135  
   coryli 274  
   cuspidata 867  
   epithymum 274  
   exaltata 274, 761, 904, 965, 1047, 1096  
   glomerata 936  
   gronovii 274, 766, 821, 857, 923, 953, 987, 1045, 1048, 1138  
   indecora 274, 777, 800, 820, 983, 984, 1052, 1100, 1126  
   paradoxa 274, 1052  
   pentagona 274  
   planifera 274  
   subinclusa 772
- Cuscuta sp. 731, 738, 756, 775, 779, 782, 788, 800, 812, 815, 834, 881, 886, 912, 920, 942, 975, 996, 999, 1011, 1033, 1038, 1059, 1074, 1080, 1091, 1097, 1098, 1141
- Cuscuta spp. 272, 734, 748, 841, 879, 980, 985, 1015, 1110, 1137
- Cuticle Crack 1111
- Cuticularia ilicis 904
- Cutospora Canker 237
- Cyathus stercoreus 284, 886
- Cycad, Sago-Palm (Cycas) 824
- Cyclamen 824  
   Leaf 179
- Cyclaneusma (Naemacyclus) 380
- Cyclaneusma niveum 380
- Cycloclonium oleaginum 984
- Cycloconium 320  
   oleaginum 320
- Cycloheximide 19
- Cyliandrobasidium corrugum 470
- Cyliandrocarpon 137, 236, 472  
   cylindroides 236  
   destructans 472  
   didymium 236, 719  
   liriodendri 472  
   obtusisporum 137, 883  
   radicicola 707, 738, 749, 938, 975
- Cyliandrocarpon sp. 756, 925
- Cyliandrocephalum sp. 746
- Cyliandrocladium 171, 236, 321, 472  
   avesiculatum 171, 321, 904, 935  
   Black Rot 472  
   Blight 171  
   canadense 1084  
   clavatum 171, 321, 472, 726, 752, 758, 1021  
   colhounii 321, 758  
   crotalariae 472, 927, 1004, 1079, 1118  
   floridanum 737, 936, 1002, 1048, 1103, 1118  
   heptaseptatum 472, 856  
   liriodendri 1117  
   macrosporium 993  
   parasiticum 472, 784, 903, 1004  
   pauciramosum 472, 896, 974  
   pteridis 321, 472, 854–857

- scoparium 171, 236, 472, 737, 898,  
904, 930, 936, 1019, 1021, 1031,  
1048, 1052, 1083, 1094, 1099,  
1103, 1117, 1118  
scorparium 473  
sesami 1068  
Cylindrocladium sp. 949, 1047, 1131  
Cylindrosporium 171, 321  
acori 1099  
angustifolium 1142  
ariaefolium 906  
artemisiae 1059  
betulae 321, 752  
brevispina 894  
castaneae 794  
ceanothi 786  
celtidis 892  
cercosporioides 1117  
chrysanthemi 321, 800, 827  
circinans 755  
clematidinis 321  
clematidis 806  
crataegi 894  
dearnessi 908, 909  
defoliatum 171, 892  
eminens 866, 1098  
eryngii 849  
ficariae 1044  
filipendulae 1083  
fraxini 731  
gei 873  
geranii 872  
glyceriae 886  
gnaphalicola 877  
griseum 171, 1076  
guttatum 1089  
heraclei 900  
hirtella 980  
humuli 908  
juglandis 171, 1130  
kelloggii 980  
lippiae 940  
lupini 945  
magnusianum 1089  
microspilum 980  
montenegrinum 1115  
negundinis 759  
nuttallii 799, 989  
officinale 1076  
orthosporum 752  
parkinsoniae 996  
passaloroides 714, 917  
pastinacae 997  
phaceliae 772  
populinum 337  
rhamni 763  
ribis 823  
rubi 754, 1045  
salicinum 321, 1137  
scrophulariae 860  
smilacinae 1077  
smilacis 1072  
solitarium 942  
stachydis 1088  
steironematis 943  
tenuisporium 844  
thalictri 958  
tradescantiae 1114  
triostei 910  
veratrinum 1123  
vermiforme 709, 896  
violae 1127  
ziziae 1144  
Cylindrosporium sp. 321, 764, 853,  
956, 958, 1096  
Cylindrosporium spp. 899, 1082  
Cymbidium  
Mosaic Potexvirus 629  
Cymbidium Mosaic 987  
Cymoxanil 19  
Cynoglossum (Hounds-Tongue) 825  
Cyphella marginata 1000  
Cyphellopsis anomala 263  
Cypress  
Root Rot 512  
Cypress (Cupressus) 825  
Cypress-Vine (Quamoclit) 826  
Cypripedium Leaf Spot 307

- Cyproconazole 19  
 Cyprodinil 19  
 Cyrilla (Leatherwood) 826  
 Cyst Nematode 397  
 Cystospora  
   pinicola 965  
 Cystotheca lanestris 450  
 Cytophoma pruinosa 731  
 Cytorhabdovirus 72  
 Cytospora 236, 322  
   abietis 236, 860  
   amorphae 714  
   annularis 731  
   Canker 237  
   cenisia 825  
   chrysosperma 237, 798, 842, 970,  
     980, 1031  
   cylindroides 860  
   gleditschiae 906  
   kunzei 237, 1083  
   leucosperma 237  
   leucostoma 237, 792, 970  
   ludibunda 844  
   massariana 970  
   microspora 970  
   nivea 237  
   pinastri 860, 1019  
   pruinosa 236  
   rubescens 970  
   sambucicola 842  
 Cytospora sp. 237, 322, 709, 731, 794,  
   836, 838, 898, 969, 972, 1007, 1017,  
   1018, 1052, 1120, 1130  
 Cytospora spp. 237, 719, 723, 747, 953,  
   1005  
 Cytosporina  
   ludibunda 844  
 Cytosporina Dieback 243  
 Cytovirin 29  
 Cyttariaceae 57  
  
 Dactylaria 322  
   higginsii 322, 979  
  
 Daedalea 473  
   ambigua 907, 1014, 1132, 1137  
   confragosa 473, 710, 721, 845, 866,  
     895, 904, 909, 939, 1064, 1100,  
     1119, 1131, 1137  
   elegans 907  
   extensa 1117  
   juniperina 925  
   quercina 473, 981, 1131  
   unicolor 473, 708, 710, 714, 752,  
     764, 942, 1117, 1119  
 Daedalea confragosa 836  
 Daedalea spp. 731, 748, 892, 903, 954,  
   1025, 1031  
 Daedaleopsis confragosa 473  
 Dagger Nematode 412  
 Dahlia 826  
   Leaf Smut 584  
   Mosaic 827  
   Mosaic Caulimovirus; Stunt 629  
   Oakleaf 629  
   Ring Spot 629  
 Daisy  
   Oxeye (Leucanthemum vulgare) 827  
 Daldinia 473  
   concentrica 474, 731, 805, 845, 909,  
     940, 949, 954, 981, 1014  
   occidentalis 710  
   vernica 836, 904, 981, 1064, 1117  
 Daldinia spp. 748  
 Dalibarda (Dewdrop) 827  
 Damping-Off 303, 359, 458, 502, 513,  
   519–522  
 Dandelion  
   (Taraxacum) 827  
 Daphne 828  
   Leaf Spot 337  
 Dapple Apple 722  
 Dasheen Mosaic 774, 843  
 Dasheen Mosaic Potyvirus 630  
 Dasyscyphus 238  
   agassizi 238  
   calycina 238  
   ellisiana 238, 838, 1019

- gaultheriae 1060  
pseudotsugae 238, 838  
resinaria 238, 860  
willkommii 238, 879  
Dasyscyphus pini 1019  
Datura 828  
Davisomycella ampla 378  
Daylily (Hemerocallis) 828  
Dazomet 19, 26, 28  
DDT Injury 422  
Dead-Arm Disease 234  
Decline 133, 391, 409, 491, 501, 504,  
533, 722, 954, 1025, 1099  
Decline Disease 500  
Decumaria 828  
Delayed Maturity 133  
Delphinella 171  
(Rehmiellopsis) 207  
balsameae 171, 207, 860  
Delphinium  
Black Spot 116  
Blackleg 108  
Ring Spot 630, 830  
Delphinium (Larkspur) 829  
DeMan's Meadow Nematode 406  
Dematiaceae 63  
Dematium spp. 818  
Dematophora  
necatrix 859  
Dematophora sp. 881  
Demorphotheca 830  
Dendrophoma 172  
obscurans 172, 197, 1092  
Dendrophoma sp. 756  
Dendrothele acerina 224  
Dermatea  
balsamea 898  
Dermea  
acerina 239  
balsamea 239  
pseudotsugae 239, 838  
Dermea (Dermatea) 239  
Desert Bird Of Paradise (Caesalpinia) 830  
Desert-Candle (Eremurus) 830  
Desert-Plume (Stanleya) 830  
Desert-Rose (Adenium obesum) 831  
Desert-Willow (Chilopsis) 831  
Desmella 545  
aneimiae 545  
superficialis 854  
Desmodium  
Mosaic 903  
Mosaic Potyvirus 630  
Yellow Mottle 891, 903  
Yellow Mottle Tymovirus 630  
Desmodium (Arrowleaf) 831  
Deutzia 831  
Devils-Club (Oplopanax) 831  
Devilwood (Osmanthus americanus) 831  
Dewberry (Rubus) 832  
Diachea leucopodia 1094  
Dianthovirus 72  
Dianthus (Garden Pinks) 833  
Diapleella coniothyrium 184, 249  
Diaporthe 172, 240, 474  
(Phomopsis) vaccinii 756  
arctii 172, 829  
batatatis, meridionalis 1078  
batatis 1102  
Blight 172  
caulivora 1078  
citri 474, 804, 893, 929  
cubensis 240, 849  
eres 240, 820, 904  
helianthi 240, 1097  
oncostoma 240, 942  
pernisiosa 719  
phaseolorum 172, 474, 744, 1012,  
1078, 1112  
phaseolorum caulivora 240  
phaseolorum var. cauliflora 968  
phaseolorum var. caulivora 173, 706,  
713, 783, 899, 916, 921, 923,  
1048, 1070, 1085  
phaseolorum var. sojae 173  
pruni 240

- sojae 1003, 1078
- stewartii 815
- vaccinii 173, 756, 817, 818
- vexans 173
- Diaporthe spp. 762
- Diatrypaceae 56
- Dibotryon
  - morbosum 136, 723, 792, 798, 1026
  - symphoricarpi 1139
- Dichaena quercina 980
- Dichlofluanid 19
- Dichloropropene 28
- Dichomitus squalens 514
- Dichondra (Lawn-Leaf) 833
- Dichotomophora 173
  - lutea 173
- Dichotomophthora 240, 474
  - indica 1033
  - portulacae 240, 474, 1033
- Dichotomophthoropsis 322
  - nymphaearum 322, 1132, 1134
  - nymphaerum 1132
- Dicloran 19
- Didymaria 322
  - alismatis 728
  - conferta 1140
  - didyma 322, 716, 1044
- Didymascella
  - (Keithia) 174
  - chamaecyparissi 790
  - thujina 174, 726
  - tsugae 174, 177, 898
- Didymella 174
  - applanata 174, 753, 832, 1045
  - bryoniae 175, 1133
  - ligulica 154
  - lycopersici 307
  - sepincoliformis 240, 1052
- Didymellina 322
  - macrospora 322, 754, 918
  - ornithogali 322, 1089
  - poecilospora 323
- Didymosphaeria 175
  - oregonensis 709
  - populina 175
- Didymosporina aceris 337, 953
- Didymosporium 324
  - arbuticola 324, 948
- Dieback 90, 91, 96, 155, 199, 200, 225, 226, 229, 230, 233, 236, 237, 240, 241, 243, 246, 249–252, 257–259, 264, 266, 267, 422, 486, 686, 736, 868, 1131
  - Wilt 877
- Dieffenbachia 833
  - Leaf Spot 124, 129, 310
- Diervilla (Bush Honeysuckle) 834
- Difenoconazole 19
- Digitaria (Large Crabgrass) 834
- Dill
  - Root Rot 484
- Dill (Anethum) 834
- Dilophospora 324
  - geranii 324, 872
- Dimanin A 26
- Dimerium
  - alpinum 1009
  - juniperi 143, 924
- Dimerosporium 140
  - abietis 140, 860
  - ellissi 912
  - hispidulum 140, 969
  - magnoliae 948
  - pulchrum 140, 730, 811, 835
  - robiniae 140, 708
  - tropicale 140
- Dimethirimol 19
- Dimethomorph 19
- Dimple 1034
- Dimple skin 1034
- Diniconazole 19
- Diodia 834
  - Vein Chlorosis 834
  - Vein Chlorosis Closterovirus 630
- Diplocarpon 144, 299
  - earliana 1093

- earlianum 299  
mespili 177  
rosae 144, 1052, color plate 10
- Diplocarpon (Fabraea) 177
- Diploceras  
hypericum 1060
- Diplodia 175, 241, 475, 804  
acerina 359  
ailanthi 708  
amorphae 714, 917  
asparagi 732  
bambusae 739  
camphorae 241, 777  
circinans 1142  
Collar 475  
Collar and Root Rot 475  
coluteae 175, 755  
Corn Ear Rot 475, 476  
crataegi 1040  
gossypina 175, 1004, 1019  
infuscans 241, 731  
juglandis 241, 1130  
laeliocattleyae 987  
longispora 175, 794, 980  
mutila 241, 878, 925  
natalensis 241, 475, 708, 777, 783,  
791, 804, 821, 841, 859, 893, 927,  
960, 985, 1001, 1014, 1037, 1087  
opuntia 475  
opuntiae 770  
persicae 1001  
phoenicum 475, 992  
pinastri 475  
pinea 786, 838, 1019, 1084, 1120  
quercina 241, 980  
radicicola 840  
rhododendri 324  
Rot 508, 509  
salicina 1136  
sarmentorum 175  
sarthamni 762  
sophorae 241, 1077  
sycina 241, 858  
theobromae 475, 737, 1102, 1112  
tubericola 475, 777  
tumefaciens 249  
viticola 884  
zeae 475, 813
- Diplodia sp. 241, 726, 815, 843, 870,  
889, 904, 952, 993, 995, 1025, 1099
- Diplodia spp. 843, 1026, 1052, 1133
- Diplodina 324, 476  
delphinii 829  
persicae 476
- Diplosporonema delastrei 337
- Diplothea  
(Stevensea) 325  
tunae 142  
wrightii 325, 769, 770
- Diplothea sp. 770
- Discella 241  
carbonacea 241, 1137  
microsperma 241  
ochroleuca 337
- Discocainia treleasi 898
- Discochora philoprina 349
- Discogloeum concentricum 326
- Discohainesia oenotherae 346, 756,  
817, 835, 867, 869
- Discola fraxinea 866
- Discosia  
artocreas 899, 1049, 1099, 1139  
bubaki 847  
maculicola 1138
- Discosporium populeum 242
- Discostroma corticola 246
- Discula 90, 176  
campestris 90, 953  
destructive 90, 835  
fraxinea 90, 730  
quercina 176, 980
- Discula sp. 835
- Diseased Inflorescence 154
- Disinfectant 11
- Dithianon 19
- Dittany, Stonemint (Cunila) 834
- Ditylenchus 392  
(Synchnotylenchus) gallicus 393

- destructor 392, 826, 1034  
 dipsaci 392, 748, 787, 797, 810, 827,  
     829, 855, 865, 873, 890, 913,  
     914, 918, 939, 943, 946, 974, 985,  
     989, 996, 1009, 1010, 1017, 1038,  
     1043, 1044, 1061, 1065, 1079,  
     1093, 1101, 1103, 1106, 1109,  
     1116  
   gallicus 845  
   iridis 393  
 Dizygotheca 834  
 Doassansia 583  
   deformans 728  
   epilobii 583, 847  
   furva 728  
   intermedia 728  
   obscura 728  
   opaca 728  
   ranunculina 1045  
   sagittariae 728  
 Dodder  
   (Cuscuta) 835  
   Latent Mosaic 630  
 Dodecatheon (Shooting-Star) 835  
 Dodemorph Acetate 20  
 Dogbane (Apocynum) 835  
 Dogwood  
   Dwarf, Bunchberry (*Cornus canadensis*) 835  
   Flowering (*Cornus florida*) 835  
   Leaf Spot 307, 312, 360  
   Mosaic 836  
   Mosaic Nepovirus 630  
   Pacific (*Cornus nuttalli*) 837  
   Pagoda, Gray, Red Osier, Western  
     Osier (*Cornus* spp.) 837  
   Spot Anthracnose 597  
 Dolichodorus 393  
   (*Neodolichlodus*) obtusus 394  
   heterocephalus 393, 744, 787, 1011,  
     1111  
   obtusus 1008  
 Dolichos (Twinflower, Hyacinth  
   Bean) 837  
 Dollar Spot 525  
 Doronicum (Leopards-bane) 837  
 Dorylaimus 394  
 Dorylaimus spp. 394  
 Dothichiza 242, 325  
   Canker 242  
   caroliniana 325, 756  
   garryae 869, 1071  
   populea 242, 1030  
 Dothidea tetraspora 762  
 Dothideaceae 54  
 Dothidella  
   alni 709  
   castanopsidis 797  
   parryi 789  
   vacciniicola 756  
 Dothiora 242  
   polyspora 242, 1031, 1137  
   ribesia 257  
   taxicola 214  
   wolfii 214  
 Dothiora (Sphaerulina) 214  
 Dothiorella 242, 686  
   berengeriana 1099  
   Canker 243  
   fraxinicola 243, 731  
   gregaria 992, 1130  
   mori 972  
   nelumbonis 944  
   phomiformis 980  
   quercina 243, 980  
   Rot 462  
   smilacina 1072  
   ulmi 243, 686, 845  
 Dothiorella sp. 243, 906, 972, 1025,  
     1052, 1117, 1137  
 Dothistroma 176  
   pini 176, 1019  
   septospora 1019  
 Double Spot 325  
 Douglas-Fir  
   Dwarf Mistletoe 370  
   Needle Rust 553  
   Root Rot 518



- Douglas-Fir (*Pseudotsuga*) 837  
Downy Mildew 275–280, 282, 283  
Downy Spot 339  
Draba (Whitlow-Grass) 839  
Dracaena 839  
    Leaf Spot 350  
    Tip Blight 199  
Dragonhead (*Dracocephalum*) 839  
Drechslera  
    cactivora 840  
    catenaria 330, 885, 888  
    dictyoides 330  
    erythrospilum 331  
    gigantea 886, 1136  
    giganteum 331  
    poae 331  
    setariae 771, 955  
    siccans 331  
    stenacra 331  
    triseptata 331  
    tritici-repentis 331  
Drepanopeziza ribis 97  
Dropsy 352  
Drought 422  
Dry  
    Rot 494, 498, 530, 579, 580, 984  
Dry Bubble 697  
Dry Root Rot 484  
Du Nema 28  
Duranta 839  
Dusting 30  
Dutch Elm Disease 683  
Dutchmans-Breeches, Squirrel-Corn  
    (*Dicentra*) 840  
Dutchmans-Pipe (*Aristolochia*) 840  
Dwarf Bunt 586  
Dwarf Mistletoe 370, 1020  
Dyschoriste 840  
  
Ear Rot 485  
Early Blight 152, 160, 164, 165  
Early Rot 353  
Easter Cactus (*Rhipsalidopsis*) 840  
Eastern Dwarf Mistletoe 371  
Eastern Gall Rust 541  
Eastern Mistletoe 369  
Echeveria 840  
Echidnodella  
    angustiformis 141  
    rugispora 141  
Echinacea (Purple coneflower) 840  
Echinochloa (Barnyardgrass) 841  
Echinodontium 476  
    tinctorium 476  
Echinodontium tinctorium 838,  
    861, 930  
Eclipta 841  
Ectostroma 325  
    afflatum 801  
    liriodendri 325, 1117  
Edifenphos 20  
Eggplant  
    (*Solanum melongena*) 841  
    Anthracnose 90, 92  
    Leaf Spot 312  
    Mosaic 842  
Elaeagnus (Russian-Olive, Silverber-  
    ry) 842  
Elaphomycetaceae 58  
Elder  
    (*Sambucus*) 842  
Elderberry 843  
    Disease = Elderberry Carlavirus, Elder-  
    berry Latent Carmovirus 631  
Elephant Hide 1034  
Elephants-Ear (*Colocasia*) 843  
Eleusine (Goosegrass) 843  
Elm  
    Black Spot 328, 329  
    Leaf Blister 297  
    Leaf Spot 327, 328, 359  
    Mosaic 631  
    Phloem Necrosis 131  
    Yellowts 845  
    Zonate Canker 631  
Elm (*Ulmus*) 844  
Elsinoaceae 54

- Elsinoë 596  
 ampelina 596, 882, 884  
 cinnamomi 596, 777  
 corni 597, 836  
 diospyri 597  
 euonymi-japonici 597  
 fawcettii 597, 805, 893, color  
 plate 15  
 ilicis 598, 904  
 jasminae 598, 922  
 ledi 598, 932, 935, 1060  
 lepagei 598, 1063  
 leucospila 598, 776, 1106, 1107  
 magnoliae 598, 949  
 mangiferae 598, 952  
 mattirolanium 948  
 mattirolanium 598, 1094  
 parthenocissi 598, 1129  
 phaseoli 598  
 pini 1006  
 piri 598, 722, 1041  
 quercicola 598  
 quercus-falcatae 599, 981  
 randii 599, 903, 1008  
 rosarum 599, 1053  
 solidaginis 599, 880  
 tiliae 599, 940  
 veneta 599, 754, 832, 1046
- Elytroderma 376  
 deformans 377, 1020, 1023
- Emilia (Tasselflower, Floras-  
 Paintbrush) 845
- Enamovirus 72
- Encelia 845
- Encoelia (Cenangium) 228
- Encoelia pruinosa 228
- Encoeliopsis rhododendron 325
- End Spot 422, 736
- Endive  
 Escarole, Witloof Chicory (Cichori-  
 um) 846
- Endoconidiophora  
 virescens 954
- Endocronartium 545  
 harknessii 544, 545, 1022, 1023
- Endomyces mali 721
- Endophyllum 545  
 sempervivi 545, 1067  
 tuberculatum 545, 791, 905, 1033
- Endothia 243  
 Canker 176  
 gyrosa 243, 747, 980  
 parasitica 794, 797, 980
- Engelmannia (Engelmann Daisy) 846
- Englerula carnea 1047
- English  
 Ivy Leaf Spot 350  
 Ivy Scab 600
- English Daisy (Bellis perennis) 847
- Enterobacter cloacae 104, 874, 984, 985
- Enterobacteriaceae 104
- Entomosporium  
 Leaf Spot 177, 178  
 maculatum 177, 178, 916
- Entyloma 583  
 arnicale 727  
 aster-seriaceanum 735  
 australe 796, 890  
 calendulae 584, 772  
 collinsiae 810  
 compositarum 584, 735, 758, 772,  
 848, 851, 877–879, 897, 1047,  
 1056, 1067, 1071  
 dactylidis 584  
 dahliae 584, 827  
 ellisii 584, 1082  
 eryngii 849  
 eschscholtziae 773, 1114  
 fuscum 1032  
 irregulare 888  
 linariae 939  
 lineatum 584, 1136  
 lobeliae 942  
 menispermi 968  
 microsporium 1045  
 nymphaeae 1132  
 polysporum 584, 867, 897, 1097

- ranunculi 716, 1045  
serotinum 930, 962  
thalictri 958  
veronicae 1125  
winteri 830  
wyomingense 830
- Entylomella armoraciae 354
- Ephelis sp. 1008
- Epichloe typhina 886
- Epicoccum 243, 299, 325, 476, 1007  
  asterinum 326, 1142  
  granulatum 721  
  neglectum 993  
  nigrum 243, 326, 476, 948, 960  
  purpurascens 713, 737, 874
- Epicoccum sp. 299, 744, 756, 1079
- Epifagus virginiana 747
- Epigaea (Mayflower, Trailing Arbutus) 847
- Epilobium  
  (Willow-Herb, Fireweed) 847
- Episcia 848
- Epoxiconazole 20
- Eradicant 11
- Eranthemum 848
- Eremothecium coryli 1112
- Erigeron (Fleabane) 848
- Erinose 1131
- Eriophyllum 848
- Erostrotheca multiformis 374, 1101
- Ersiphe polygoni 826
- Eruca sativa 768
- Erwinia  
  amylovora 104, 712, 714, 718, 723,  
    792, 793, 798, 815, 816, 894, 916,  
    944, 959, 969, 1004, 1017, 1026,  
    1039, 1041, 1042, 1045, 1083,  
    1092  
  aroidae 770, 773, 796, 821, 843,  
    960, 996, 1011, 1033, 1063, 1086,  
    1110, 1133  
  carnegieana 106, 769  
  carotovora 732, 743, 767, 768, 770,  
    773, 782, 787, 800, 824, 826, 829,  
    839, 841, 843, 846, 853, 875, 911,  
    913, 918, 933, 937, 960, 984, 987,  
    996, 997, 1004, 1033, 1043, 1050,  
    1061, 1063, 1081, 1092, 1097,  
    1101, 1110, 1116, 1119  
  carotovora pv. 926  
  carotovora pv. atroseptica 1033  
  carotovora pv. carotovora 1011, 1086  
  carotovora pv. chrysanthemi 1029  
  carotovora subsp. atroseptica  
    107, 108  
  carotovora subsp. carotovora 107,  
    108, 969  
  carotovora var. carotovora 782  
  carotovorus 821  
  chrysanthemi 109, 782, 800, 1016,  
    1110, color plate 6  
  cypripedii 109, 987  
  cytolitica 826  
  dieffenbachiae 833  
  dissolvens 813  
  herbicola 109, 839, 892  
  nigrifluens 1130  
  nimipressuralis 109, 844, 980, 1136  
  quercina 980  
  rhapontica 110  
  rhapontici 743, 795, 933, 998, 1050  
  rubrificans 1130  
  stewartii 110, 813  
  tracheiphila 110, 821, 960, 1133
- Erwinia sp. 960, 1133
- Eryngium (Rattlesnake Master) 849
- Erysiphe 441  
  aggregata 442, 709  
  azaleae 738  
  berberidis 974  
  cichoracearum color plate 9  
  convolvuli var. convolvuli 751  
  cruciferarum 444, 768, 1120  
  galeopsidis 1071, 1088  
  graminis 444, 762, 887  
  heraclei 444, 782, 787, 996  
  knautiae 1065  
  orontii 444

- panax 444, 875  
 pisi 959  
 polygoni 444, 704, 714, 716, 735,  
 738, 741, 744, 746, 747, 749, 755,  
 765, 768, 773, 777, 782, 784, 796,  
 806, 811, 822, 829, 847, 867, 868,  
 870, 872, 873, 876, 889, 896, 907,  
 911, 914, 917, 942, 945, 957, 958,  
 967, 973, 982, 990, 999, 1010,  
 1032, 1036, 1038, 1043, 1044,  
 1050, 1057, 1063, 1065, 1079,  
 1098, 1101, 1107, 1111, 1117,  
 1120, 1129, 1131, 1144  
 sedi 1066  
 taurica 444  
 trina 444, 941, 981  
 unbelliferarum 997  
 viburni 931  
 Erysiphe heraclei 718  
 Erysiphe polygoni 734, 771, 905, 914,  
 964, 1120  
 Erysiphe polygoni var. sepulta 1042  
 Erysiphe sp. 444, 1111  
 Erysiphe galeopsidis 964  
 Erysiphe orontii 964  
 Erythricium salmonicolor 168  
 Erythrina 849  
 Erythronium  
 (Dogs-Tooth Violet, Adders-Tongue,  
 Trout-Lily) 849  
 Smut 589  
 Erythroxyllum 849  
 Ethylene Dibromide 28  
 Etridiazole 20  
 Euascomycetidae 52  
 Eucalyptus (Gum-Tree) 849  
 Eucharis (Amazon-Lily) 850  
 Eugenia 850  
 Euonymus  
 Mildew 446  
 Mosaic 631, 851  
 Euonymus (Burning-Bush, Spindle-  
 Tree) 850  
 Eupatorium (Boneset, Blue Mist-flower,  
 Dogfennel, White Snakeroot, Joe-  
 Pye Weed) 851  
 Euphorbia  
 Mosaic 1085  
 Mosaic Begimivirus 631  
 Trigona 851  
 European  
 Dagger Nematode 412  
 Larch Canker 238, 239  
 Mistletoe 370  
 Nectria Canker 252  
 Poplar Canker 242  
 Powdery Mildew 446  
 Euryops 852  
 Eustoma  
 (Prairie Gentian, Texas Bluebell) 852  
 Eutypa 243  
 armeniaca 723, 792, 799, 883  
 armeniaca syn. E. lata 243  
 lata 723, 792, 799, 883  
 Eutypa sp. 859  
 Eutypella  
 parasitica 953  
 stellulata 795  
 vitis 883  
 Everlasting (Antennaria) 852  
 Evolvulus 852  
 Exacum 852  
 Exanthema 422, 723, 804, 984, 1005,  
 1027  
 Excipulaceae 63  
 Exobasidiaceae 61  
 Exobasidium 289  
 burtii 289, 738, 1048  
 camelliae 289  
 camelliae var. gracilis 775  
 monosporum 775  
 oxycocci 290, 817  
 parvifolii 1135  
 rhododendri 290  
 symploci 290, 1100  
 uvae-ursi 290

- vaccinii 289, 290, 715, 738, 747, 756,  
 784, 790, 817, 853, 912, 932, 935,  
 947, 948, 952, 961, 971, 1048,  
 1062, 1135  
 vaccinii-uliginosae 1048  
 vaccinii-uliginosi 290, 952, 970,  
 1135  
 Exophoma magnoliae 948  
 Exosporina fawcetti 1130  
 Exosporina fawcettii 803  
 Exosporium 326  
   concentricum 326, 850, 1038  
   fawcettii 794  
   glomerulosum 924  
   liquidambaris 364, 1099  
   palmivorum 364, 991, 992  
   phoradendri 965  
 Exosporium sp. 972  
 Exserohilum  
   rostratum 332, 885, 991–993  
   turcicum 489, 813  
 Exudation 1016  
 Eye Spot 331, 332  
  
 Fabavirus 72  
 Fabraea  
   dehnii 1036  
   macula 1042  
   maculata 714, 719, 815, 817, 944,  
   959, 969, 1000, 1004, 1017, 1039,  
   1041  
   maculate 178  
   ranunculi 1044  
   rousseauana 956  
   thuemenii 178, 894  
 Fabrella tsugae 178  
 Fairy Ring 284, 285  
 Fairy Ring Spot 333, 334  
 False Root-Knob Nematode 404  
 False Rust 293  
 False Smut 584  
 False Solomons Seal (*Maianthemum*  
   *racemosum*) 1077  
  
 Farkleberry  
   Tree-Huckleberry (*Vaccinium*  
   *arboreum*) 853  
 Fasciation 101, 103, 1034, 1074, 1111  
 Favolus alveolaris 477, 903  
 Feather Rot 518  
 Feijoa (Pineapple Guava) 853  
 Felt Fungus 263, 731  
 Fenaminosulf 20  
 Fenarimol 20  
 Fenbuconazole 20  
 Fendlera 853  
 Fennel (*Foeniculum*) 853  
 Fempiclonil 20  
 Fenpropidin 20  
 Fenpropimorph 20  
 Fenugreek (*Trigonella*) 853  
 Ferbam 20  
 Fern  
   Adders-Tongue (*Ophioglossum*) 854  
   Anthracnose 94  
   Aquatic (*Salvinia* spp.) 854  
   Birds-Nest (*Asplenium*) 854  
   Bladder (*Cystopteris*) 854  
   Boston (*Nephrolepis*) 854  
   Bracken (*Pteridium*) 854  
   Brake (*Pteris*) 855  
   Christmas (*Polystichum*) 855  
   Cliff-Brake (*Pellaea*) 855  
   Holly (*Cyrtomium*) 855  
   Japanese Climbing (*Lygodium japon-*  
   *icum*) Also – Old World Climbing  
   (*Lygodium microphyllum*) 855  
   Lady, Silvery Spleenwort (*Athyri-*  
   *um*) 856  
   Leaf Spot 304, 321  
   Leatherleaf (*Rumohra*) 856  
   Maidenhair (*Adiantum*) 856  
   Nematode 386  
   Osmunda (*Osmunda*; Cinnamon, Inter-  
   rupted, and Royal Ferns) 856  
   Ostrich (*Pteretis*) 856  
   Polypody (*Polypodium*) 857  
   Rock (*Woodsia*) 858

- Rock-Brake (*Cryptogramma*) 857  
 Sensitive (*Onoclea*) 857  
 Tree (*Cibotium*) 857  
 Walking (*Camptosorus*) 857  
 Wood, Shield (*Dryopteris*) 857  
 Woodwardia, Chain (*Woodwardia*) 858
- Fescue  
   Netblotch 330, 332  
   Smut 591
- Feverfew (*Chrysanthemum parthenium*) 858
- Field Dodder 274
- Fig  
   (*Ficus carica*) 858  
   Cyst Nematode 397  
   Florida Strangler (*Ficus aurea*) 859  
   Mosaic 631, 859  
   Pin Nematode 404  
   Rust 537  
   Smut 461  
   Spine Nematode 390
- Figwort  
   Mosaic 860  
   Mosaic Caulimovirus 632
- Figwort (*Scrophularia*) 860
- Fijivirus 72
- Filaree  
   Red Leaf 860, 900
- Filbert 860  
   Blight 124, 128
- Filipin 20
- Fir  
   (*Abies*) 860  
   Needle Blight 182
- Fir-Fern Rust 551, 552, 568, 569
- Fir-Huckleberry Rust 566
- Fir-Willow Rust 553
- Fire 322, 323
- Fire Blight 104, 165
- Firecracker Plant (*Crossandra infundibuliformis*) 862
- Firethorn 862
- Fisheye Fruit Rot 470, 471
- Fistulina hepatica* 981
- Fittonia 862
- Flag Smut 588
- Flat Limb 1006
- Flax  
   Flowering (*Linum*) 862
- Floral Smut 588
- Florida Beggarweed (*Desmonium tortuosum*) 863
- Florida Pusley (*Richardia scaba*) 863
- Flower Blight 195
- Flower Rot 457
- Flower Smut 585
- Flower Spot 293
- Fluazinam 20
- Fludioxonil 20
- Flusilazole 21
- Flutolanil 21
- Fly Speck 286, 287
- Foam-Flower (*Tiarella*) 863
- Fobrella *tsugae* 174
- Foliar Blight 179, 208, 484
- Foliar Nematode 404
- Folpet 21
- Fomes 477  
   *annosus* 477, 726, 790, 861, 925, 952, 971, 1021, 1049, 1068, 1084  
   *applanatus* 477, 773, 954, 1027  
   *arctostaphyli* 952  
   *conchatus* 979, 1131  
   *connatus* 477, 874, 954, 1118  
   *earlei* 925  
   *everhartii* 477, 962, 1131  
   *extensus* 739, 947  
   *fasciatus* 949  
   *fomentarius* 477, 721, 792  
   *fraxinophilus* 478, 731, 764  
   *fulvus* 799, 1027  
   *geotropus* 739, 949  
   *hartigii* 1142  
   *igniarius* 478, 710, 721, 760, 764, 797, 837, 843, 952, 954, 1006, 1031, 1037, 1064, 1131  
   *juniperinus* 925

- meliae 795  
officinalis 478  
pini 478, 786, 790, 825, 916, 1031, 1084  
pinicola 478, 710, 721, 790, 916, 1006, 1084  
ribis 823, 1064, 1075, 1140  
rimosus 478, 942  
robustus 478, 769  
roseus 478, 726, 1084, 1142  
scutellatus 710, 1139  
subroseus 790, 948, 1084  
texanus 925
- Fomes spp. 748, 752, 772, 794, 838, 845, 892, 895, 898, 903, 907, 909, 930, 939, 942, 981, 1002, 1014, 1021, 1025, 1031, 1100, 1137
- Fomes subroseus 925
- Fomitopsis  
officinalis 478  
pinicola 478  
rosea 478
- Foot Rot 108, 137, 331, 332, 460, 509, 510, 513
- Forestiera (Swamp-Privet) 863
- Forget-Me-Not  
Downy Mildew 278
- Forget-Me-Not (Myosotis) 863
- Forsythia (Goldenbells) 864
- Fosetyl-Aluminum 21
- Fouquieria (Ocotillo, Candlewood) 864
- Four-O'Clock (Mirabilis) 864
- Foxglove  
(Digitalis) 864  
Anthracnose 87  
Leaf Spot 355
- Foxtail  
Mosaic 761  
Mosaic Potexvirus 632
- Frammulina (Collybia) 469
- Frammulina velutipes 469
- Freesia 865
- Freeway Daisy (Osteospermum) 865
- Freezing 760
- Fremontia (Flannel Bush) 865
- Frenching 1118
- Fringe-Tree (Chionanthus) 866
- Fritillaria 866
- Froelichia 866
- Frog-Eye Disease 313
- Frog-Eye Leaf Spot 508, 509
- Frommeella 545  
duchesneae 545, 966
- Frost Crack 954
- Frost Injury 422
- Frost Scorch 593
- Frostwort (Crocyanthemum) 866
- Fruit  
Anthracnose 89, 93  
Blotch 115  
Pit 984  
Rot 91, 166, 173, 186, 232, 245, 255, 328, 346, 347, 353, 456, 461–464, 468–470, 474–476, 480, 486, 493, 497, 502, 503, 506, 514, 520, 531  
Rot of date 464  
Rots 519  
Russet 286, 288  
Spot 90, 93, 167–169, 177, 178, 221, 318, 319  
Storage Rot 532
- Fruit and Core Rot 506
- Fuchsia 866  
Rust 566
- Fuligo  
septica 581, 846, 888, 1094  
violacea 1102
- Fulvia fulva 373
- Fumago 595  
salicina 906  
vagans 595, 722, 859, 904, 908, 940, 1002, 1023
- Fumigants 11
- Fungi 1164
- Fungicide 11
- Furcaspora 178  
pinicola 178, 860
- Furovirus 72

- Fusaria* 760  
*Fusarium* 179, 244, 290, 299, 377, 480, 573, 687, 1007  
*acuminatum* 480, 1087  
*annuum* 687, 1012  
*avenaceum* 480, 768, 838, 852, 861, 898, 908, 1021, 1084, 1087, 1091  
 Brown Rot 482  
*bulbigenum* 713  
*buxicola* 760  
*carpineum* 902  
*ceralis* 780  
*cerealis* 483  
*circinatum* 861, 1020  
*conglutinans* var. 750  
*culmorum* 480, 888, 914, 1069  
*decemcellulare* 290, 951  
*equiseti* 480, 960, 1087  
*foetens* 687, 750  
*graminearum* 179, 750, 1035, 1079, 1087, 1136  
 Head Blight 485  
*heterosporum* 573, 887, 888  
*lateritium* 377, 760, 795, 968, 1001, 1077, 1113  
*lateritium* f. sp. *cicerii* 795  
*lateritium* f. sp. *pini* 1020  
*moniliforme* 480, 813, 859, 914, 987, 988, 1063  
*moniliforme* var. *intermedium* 1020  
*moniliforme* var. *subglutinans* 179, 244, 1019, 1020  
*nivale* 592, 888  
*orthoceras* 750  
*oxysporum* 244, 481, 687–689, 691, 712, 721, 745, 760, 769, 799, 801, 819, 827, 836, 838, 840, 861, 865, 876, 898, 912, 918, 981, 986, 995, 1003, 1021, 1036, 1040, 1059, 1084, 1085, 1092, 1096, 1112  
*oxysporum* f. sp. *apii* 687, 788, 1098  
*oxysporum* f. sp. *asparagi* 688, 732  
*oxysporum* f. sp. *aurantiacum* 849, 1128  
*oxysporum* f. sp. *barbati* 688, 1103  
*oxysporum* f. sp. *basilicum* 742  
*oxysporum* f. sp. *batatas* 481, 922, 969, 1102  
*oxysporum* f. sp. *betae* 688, 749  
*oxysporum* f. sp. *callistephi* 688, 734, 789, 801, 956  
*oxysporum* f. sp. *carthami* 1058  
*oxysporum* f. sp. *cassiae* 784  
*oxysporum* f. sp. *cattleyae* 688, 988  
*oxysporum* f. sp. *cepa* 481, 985  
*oxysporum* f. sp. *chrysanthemi* 481  
*oxysporum* f. sp. *conglutinans* 688, 768, 1043, 1066, 1120  
*oxysporum* f. sp. *coriandrii* 813  
*oxysporum* f. sp. *cubense* 689, 740  
*oxysporum* f. sp. *cucumerinum* 689, 822  
*oxysporum* f. sp. *cucurbitae* 822  
*oxysporum* f. sp. *cyclaminis* 689, 824  
*oxysporum* f. sp. *delphinii* 829  
*oxysporum* f. sp. *dianthi* 689, 781  
*oxysporum* f. sp. *erythroxyli* 689, 849  
*oxysporum* f. sp. *exaii* 852  
*oxysporum* f. sp. *gladioli* 482, 920, 1109, 1115  
*oxysporum* f. sp. *hebae* 689, 896  
*oxysporum* f. sp. *lactucum* 689, 935  
*oxysporum* f. sp. *lilii* 482, 938  
*oxysporum* f. sp. *lycopersici* 689, 1113  
*oxysporum* f. sp. *mathioli* 1091  
*oxysporum* f. sp. *medicaginis* 1000  
*oxysporum* f. sp. *melonis* 690, 961  
*oxysporum* f. sp. *narcissi* 482, 974  
*oxysporum* f. sp. *niveum* 690, 1087, 1134  
*oxysporum* f. sp. *perniciosum* 690, 963  
*oxysporum* f. sp. *pisi* 1000  
*oxysporum* f. sp. *radicis* 1112  
*oxysporum* f. sp. *radicis-lycopersici* 483, 1112  
*oxysporum* f. sp. *raphani* 691, 1043



- oxysporum f. sp. rhois 1096  
 oxysporum f. sp. sedi 1066  
 oxysporum f. sp. spinaciae 691, 1082  
 oxysporum f. sp. tracheiphilum 691,  
 801, 816, 1080  
 oxysporum f. sp. vasinfectum 745,  
 983, 1101  
 oxysporum var. redolens 483, 1021  
 Patch 592  
 poae 483, 833  
 proliferatum 483, 732, 807, 912, 986,  
 1085  
 Root Rot 483  
 roseum 483, 820, 827, 1069  
 roseum acuminatum 911  
 roseum f. sp. 885  
 roseum f. sp. sambucinum 838  
 sambucinum 908, 1035  
 sarcochroum 942  
 scirpi 761, 851, 875, 1079, 1133  
 semitectum 483, 960  
 solani 179, 244, 483, 691, 707, 710,  
 721, 726, 746, 760, 762, 769, 771,  
 795, 800, 804, 825, 827, 833, 838,  
 843, 861, 865, 870, 898, 912, 980,  
 981, 986, 1003, 1012, 1021, 1029,  
 1031, 1035, 1065, 1069, 1080,  
 1082, 1084, 1085, 1101, 1102,  
 1117, 1118, 1130, 1140  
 solani f. sp. cucurbitae 483, 1087  
 solani f. sp. glycines 1079  
 solani f. sp. phaseoli 484, 745, 746  
 solani f. sp. pisi 484, 795, 999, 1101  
 solani f. sp. radiculicola 821  
 subglutinans 179, 244, 796, 986,  
 1012, 1019  
 subgutinans 484  
 tabacinum 179, 1086  
 tricinctum f. sp. poae 780, 800, 885  
 Wilt 481, 687–689, 691  
 Yellowws 688, 1096  
 Fusarium sp. 299, 484, 732, 733, 735,  
 737, 755, 757, 763, 768, 776, 778,  
 779, 786, 800, 802, 805, 814, 815,  
 819, 824, 828, 834, 842, 851, 865,  
 871, 878, 880, 902, 913, 927–929,  
 934, 942, 945, 956, 964, 965, 969,  
 973, 995, 1010, 1015, 1029, 1030,  
 1055, 1061, 1063, 1067, 1074, 1095,  
 1103, 1116, 1123, 1125, 1144  
 Fusarium spp. 719, 749, 756, 782, 804,  
 813, 821, 829, 844, 865, 888, 953,  
 960, 991, 1001, 1004, 1012, 1035,  
 1036, 1053, 1087, 1094, 1102, 1145  
 Fusicladium 326  
 angelicae 717, 900, 1103, 1105  
 aplectri 988  
 cerasi 793  
 dendriticum 573  
 eriobotryae 573, 944  
 levieri 1014  
 photinicola 573  
 pisicola 326, 999  
 pyracanthae 573, 1040  
 robiniae 326, 942  
 saliciperдум 573, 1138  
 staticis 1090  
 Fusicoccum 244, 1024  
 amygdali 244, 1001  
 elaeagni 244, 842, 1058  
 putrefaciens 756  
 Fusicoccum sp. 731, 948, 970  
 Gaeumannomyces 484  
 graminis 789  
 graminis var. graminis 484, 888,  
 1009, 1060, 1066, 1145  
 Gaillardia (Blanket Flower) 867  
 Galax 867  
 Galium (Bedstraw) 867  
 Gall 264, 290, 293  
 Gall Rust 551  
 Gallex 26  
 Galtonia (Summer-Hyacinth) 868  
 Ganoderma 484  
 applanatum 485, 704, 710, 721, 739,  
 748, 817, 850, 910, 972, 1117,  
 1118

- applanatus 1039  
 curtisii 485, 845, 903, 907, 1002  
 lucidum 485, 514, 731, 760, 805,  
     892, 898, 907, 954, 963, 1047,  
     1132, 1137  
 oregonenses 797  
 oregonensis 838  
 polychromum 773  
 sequoiae 1068  
 sulcatum 932, 992  
 zonatum 485  
 Ganoderma sp. 755  
 Ganoderma spp. 1100  
 Gardenia  
     Canker 256  
 Gardenia (Cape-Jasmine) 868  
 Garlic  
     (*Allium sativum*) 869  
 Garrya (Tassel-Tree, Silk-Tassel  
     Bush) 869  
 Gas Toxicity 423  
 Gasteromycetous fungus 796  
 Gaultheria (Checkerberry, Teaberry)  
     (Source of Oil of Wintergreen) 869  
 Gaura 869  
 Gazania 870  
 Gazania (Treasure flower) 870  
 Geastrumia 219  
     polystigmatis 219, 719  
 Geastrumia polystigmatis 753  
 Gelatirosporium piricola 236  
 Genista (Wood-waxen) 870  
 Gentian (Gentiana) 870  
 Geoglossaceae 56  
 Geotrichum  
     candidum 500, 976, 1002, 1102  
     citriaurantii 500  
 Geranium  
     (Cranesbill, Herb-Robert) 872  
     (Pelargonium) 870  
     (Pelargonium) Mosaic 632  
     Chlorotic Spot 632  
     Crinkle 632  
     Leaf Spot 127, 129, 311  
     Mosaic 871  
 Gerbera (Transvaal Daisy) 872  
 Germander (Teucrium) 873  
 Geum (Avens) 873  
 Ghost Ring 1065  
 Giant Hill 1034  
 Gibbago 327  
 Gibbago trianthemae 327, 910  
 Gibberella 179, 244, 485  
     acuminatum 910  
     baccata 179, 244, 708, 719, 803, 815,  
         858, 878, 909  
     baccata var. mori 972  
     persicaria 1001  
     quinqueseptata 899  
     saubinetti 899  
     zeae 485, 813, 888, 1112  
 Gibberidea  
     abundans 1039  
     heliopsisidis 136, 734, 879, 897, 1060,  
         1097  
 Gilbertella 486  
 Gilbertella persicaria 486, 1001  
 Gilia (Skyrocket) 873  
 Gillenia (American Ipecac, Indian  
     Physic) 874  
 Ginger, Edible (Zingiber) 874  
 Ginger, Wild (Asarum) 874  
 Ginkgo (Maidenhair-Tree) 874  
 Ginseng  
     (*Panax*) 874  
 Girdle 749  
 Girdling Roots 424  
 Gladiolus 875  
     Botrytis Blight 160  
     Flower Blight 170  
     Mosaic 633  
     Scab 113  
     Smut 588  
 Glassy End 1034  
 Gleosporium sp. 895  
 Glioscephabotrichum  
     bulbium 1044  
     simplex 1044

- Gliocladium*  
  (Isaria) 491  
  roseum 491, 502  
  vermoeseni 502, 991  
  viride 721  
*Gliocladium* sp. 1035  
*Globe-Amaranth* (*Gomphrena*) 876  
*Globe-Mallow* (*Sphaeralcea*) 876  
*Globe-Thistle* (*Echinops*) 877  
*Globodera*  
  rostochiensis 396, 841, 1034  
  tabacum solanacearum 978  
*Gloecephalus hemerocalli* 828  
*Gloeocercospora* 327  
  inconspicua 327  
  sorghi 327  
*Gloeocereocospora inconspicua* 756  
*Gloeodes* 220  
  pomigena 220, 719, 753, 803, 816,  
    832, 869, 987, 1004, 1138  
*Gloeophyllum sepiarium* 492, 930  
*Gloeosporium* 90, 245, 327, 486  
  acerinum 953  
  aceris 953  
  affine 987  
  ailanthi 708  
  aletridis 1089  
  aleuriticum 1118  
  allantosporum 90, 1045  
  amygdalinum 711  
  angelicae 717  
  apocryptum 90, 759, 953  
  aquifolli 904  
  argemonis 1037  
  aridum 90, 730  
  berberidis 741, 949  
  betae 748  
  betularum 327  
  cactorum 769  
  callae 774  
  camphorae 777  
  carthami 1058  
  catalpae 785  
  cattleyae 987  
  confluens 728  
  convallariae 938  
  coryli 896  
  crataegi 894  
  diospyri 1013  
  fagi 748  
  ferrugineum 1049  
  foliicolum 486, 804  
  frigidum 850  
  fructigenum 842, 890, 998  
  hemerocallidis 1081  
  heterophyllum 728  
  hydrophylli 914  
  inconspicuum 327, 844  
  leguminum 962  
  limetticum 90, 803  
  liriodendri 1117  
  manihotis 952  
  melongenae 90, 841  
  mezerei 327, 828  
  minus 818  
  musarum 740  
  nervisequum 1099  
  ochraceum 777  
  oleae 1100  
  olivarum 984  
  osmaroniae 989  
  osmundae 856  
  paludosum 728  
  perennans 714  
  piperatum 90, 1011  
  polymorphum 839  
  prunicola 799  
  quercinum 90, 979  
  ramosum 963  
  revolutum 942  
  rhododendri 327  
  robergei 908  
  rumicis 1057  
  saccharinum 953  
  salicis 1137  
  sanguinariae 755  
  sansevieriae 1063  
  senecionis 1067

- septorioides 980  
 syringae 936  
 tabernaemontanae 1105  
 thalictri 958  
 thuemenii 771, 839  
 thuemenii f. sp. tulipi 90, 1116  
 tineum 843  
 trillii 1115  
 tubiformis 709  
 ulmicola 328, 844  
 veronicae 1125  
 yuccogenum 1142  
 Gloeosporium sp. 90, 245, 705, 716,  
 735, 738, 750, 751, 756, 762, 770,  
 796, 799, 814, 818, 820, 821, 833,  
 839, 840, 864, 872, 904, 923, 967,  
 975, 983, 990, 1006, 1009, 1010,  
 1016, 1017, 1028, 1032, 1033, 1040,  
 1048, 1055, 1056, 1073, 1086, 1090,  
 1092, 1093, 1105  
 Gloeosporium spp. 721, 819, 1052,  
 1137  
 Gloeotinia 486  
   granigera 486  
   temulenta 486, 888  
 Gloesporium  
   betulae-luteae 752  
 Gloesporium betularum 752  
 Gloesporium cactorum 770  
 Gloesporium sp. 813  
 Glomerella 91, 179, 245, 328, 486  
   cincta 771, 833, 839, 906, 955, 992  
   cingulata 91–93, 179, 199, 245, 258,  
   328, 486, 720, 721, 728, 736, 751,  
   753, 754, 756, 757, 775, 777, 789,  
   791, 802, 803, 805, 806, 823, 824,  
   832, 841, 874, 884, 891, 893, 908,  
   909, 918, 920, 948, 951, 958, 970,  
   974, 992, 995, 1001, 1005, 1007,  
   1011, 1030, 1038, 1041, 1045,  
   1048, 1051, 1052, 1056, 1074–  
   1076, 1100, 1112, 1118  
   cingulata var. vaccinii 487, 818  
   glycines 93, 1078  
   gossypii 93  
   lindemuthianum 94  
   nephrolepidis 94, 854  
   phomoides 1109  
   rubicola 721, 1045  
 Glomerella sp. 328, 987  
 Glomerularia corni 835  
 Glomus macrocarpum 978  
 Glory-Bush (Tibouchina) 877  
 Gloxinia (Sinningia) 877  
 Glutinium  
   macrosporum 245, 719  
   microsporum 1005  
 Gnaphalium (Cudweed) 877  
 Gnomonia 94, 179, 328  
   caryae 94, 902  
   caryae var. pecanae 328, 1007  
   comari 328, 1093  
   fragariae 328  
   fructicola 1093  
   leptostyla 95, 1130  
   nerviseda 328, 1007  
   platani 1025  
   quercina 979  
   rubi 179, 753, 754  
   tiliae 939  
   ulmea 328, 844  
 Gnomoniaceae 55  
 Gnomoniella 329  
   coryli 329, 896  
   fmbriata 329  
   fraxini 90  
 Goats-Beard (Aruncus) 878  
 Godetia 878  
 Godfrey's Meadow Nematode 405  
 Godronia 487  
   cassandrae f. sp. vaccinii 487, 756  
 Godronia cassandrae 487, 756, 818  
 Going-Out 331, 332  
 Golden Nematode 396, 397  
 Golden-Chain (Laburnum) 878  
 Golden-Club (Orontium) 878  
 Golden-Eye (Viguiera) 878  
 Golden-Glow (Rudbeckia lacinata) 879

- Golden-Larch (*Pseudolarix*) 879  
Goldenrain-Tree (*Koelreuteria*) 879  
Goldenrod  
  Scab 599  
Goldenrod (*Solidago*) 879  
Goldenseal (*Hydrastis*) 880  
Goldentop (*Lamarckia*) 880  
Goldthread (*Coptis*) 881  
Golovinomyces  
  *cichoracearum* 442, 705, 708, 727–729, 734, 735, 739, 750, 758, 771, 772, 776, 779, 788, 800–802, 812, 815, 820–822, 825, 826, 829, 837, 840, 841, 846, 848, 850, 851, 858, 867, 872, 873, 878–880, 882, 889, 894, 897, 901, 905, 908, 914, 917, 919, 920, 929, 932, 934, 936, 939, 941, 955, 957, 960–962, 964–966, 973, 976, 983, 995, 1009, 1017, 1030, 1031, 1035, 1037, 1039, 1042, 1047, 1056, 1058–1061, 1067, 1071, 1087, 1091, 1092, 1097, 1106–1108, 1115, 1120, 1121, 1123, 1124, 1133, 1139, 1141, 1144  
  *cynoglossi* 863  
  *orontii* 1122  
Gonatobotryum 329  
  *apiculatum* 329  
  *maculicola* 1139  
Gooseberry  
  (*Ribes*) 881  
  Scab 601  
Gopher Plant or Caper Spurge (*Euphorbia*) 881  
Gordonia (*Franklinia* and *Loblolly-Bay*) 882  
Gouania 882  
Gourd (*Lagenaria*, *Luffa*, *Trichosanthes*) 882  
Grading Injuries 424  
Graft Incompatibility 424  
Graft Union Necrosis 722  
Grandinia (*Hyphodontia*) 490  
Grandinia *granulosa* 490  
Granville Wilt 115, 121  
Grape  
  Anthracnose 596  
  Downy Mildew 281  
  Fanleaf 884  
  Leaf Roll 884  
  Leaf Roll = Grapevine Leafroll-Associated Closterovirus 633  
  Powdery Mildew 452  
  Yellow Mosaic 884  
  Yellow Mosaic F Strain of Grapevine Fanleaf Nepovirus (*Panachure*) 633  
  Yellow Vein = Tomato Ringspot Nepovirus 634  
Grape (*Vitis*) 882  
Grape-Hyacinth (*Muscari*) 885  
Grapefruit 884  
Grapevine  
  Fanleaf Nepovirus 633  
  Fleck 884  
  Fleck Virus 633  
  Rupestris Vein Feathering 884  
  Rupestris Vein Feathering Marafivirus 633  
  Stem Pitting Associated 884  
  Stem Pitting Associated Chlosterovirus 633  
Graphiola 584  
  *congesta* 994  
  *phoenicis* 584, 992, 993  
  *thaxteri* 994  
Graphiola *phoenicis* 994  
Graphiolaceae 60  
Graphium 329  
  *hamamelidis* 1139  
  *sessile* 765, 1063  
  *sorbi* 330, 970  
  *ulmi* 683  
Graphium *spp.* 1021  
Grapevine Fanleaf 889  
Grass  
  Cyst Nematode 397

- Nematode 385  
   Sneath Nematode 395  
 Grass-Of-Parnassus (*Parnassia*) 889  
 Grasses, Lawn, Turf 885  
 Gray  
   Bark 174  
   Blight 377  
   Leaf 345, 346  
   Leaf Blight 182, 378  
   Leaf Mold 331, 332  
   Leaf Spot 364  
   Mold 160  
   Mold Blight 156  
   Mold Fruit Rot 463  
   Mold Neck Rot 462  
   Mold Rot 156, 462  
   Scab 600  
   Spot 350  
 Gray Bulb Rot 522  
 Greasy Blotch 222  
 Greasy Spot 804  
 Green Dwarf 1036  
 Green Fruit Rot 525  
 Green Mold 503  
 Green Mold Rot, Cosmopolitan 531  
 Green Mottle 722  
 Green Ring Mottle 1002  
 Green Scurf 308  
 Greeneria 485  
   *uvicola* 485, 494, 884  
 Gremmeniella *abietina* 1019  
 Grevillea (*Silk-Oak*) 889  
 Grindelia (*Gumweed*) 889  
 Griphosphaeria 246  
   *corticola* 246, 1052  
 Ground-Cherry, Husk-Tomato  
   (*Physalis*) 890  
 Ground-Cherry, Purple-Flowered (*Quin-*  
   *cula*) 890  
 Ground-Ivy (*Gleoma*) 890  
 Ground-Smoke (*Gayophytum*) 891  
 Groundnut (*Apios*) 891  
 Grovesiella *abieticola* 262  
 Grovesinia *pyramidalis* 1130  
 Growth Cracks 1034  
 Guar  
   Symptomless 891  
   Symptomless Potyvirus 634  
 Guar (*Cyamopsis*) 891  
 Guava  
   Scab 601  
 Guava (*Psidium*) 891  
 Guayule (*Parthenium*) 891  
 Guignardia 220, 330, 487  
   *aesculi* 220, 909  
   *bidwellii* 488, 715, 884, 920, color  
     plate 7  
   *bidwellii* f. *sp. parthenocissi* 330,  
     1013, 1128  
   *leucothoës* 935  
   *lonicerae* 907  
   *rhodora*e 1049  
   *vaccinii* 488, 818  
 Gum Spot 1027  
 Gummosis 226, 424, 475, 510, 704,  
   723, 804, 1001  
 Gummy Stem Blight 186, 187  
 Gymnoascaceae 53  
 Gymnoconia  
   *interstitialis* 546  
   *nitens* 552  
   *peckiana* 546, 754, 832, 1046  
 Gymnosporangium 546  
   *asiaticum* 549  
   *bermudianum* 547, 925  
   *bethelii* 547, 895, 925  
   *biseptatum* 547, 714, 790  
   *clavariiforme* 547, 714, 798, 925,  
     1006, 1041  
   *clavipes* 547, 714, 722, 798, 817,  
     895, 925, 926, 959, 1006, 1018,  
     1041, 1042  
   *confusum* 548  
   *corniculans* 714, 925  
   *cornutum* 548, 925, 970  
   *cunninghamianum* 548  
   *cupressi* 714, 825  
   *davisii* 548, 798, 925

- effusum 548, 925  
ellisii 548, 743, 790, 1098, 1099,  
1135  
exiguum 548, 895, 925  
exterum 548, 874, 925, 926  
floriforme 548, 895, 925  
fraternum 548, 790, 798  
fuseum 1006  
globosum 548, 722, 817, 895, 925,  
926, 970, 1006  
gracile 549, 714, 925, 1041  
harknessianum 549, 714, 925  
hyalinum 549, 895, 1006  
inconspicuum 925  
inconspicuum 549, 714, 1088  
japonicum 549, 926, 1018  
juniperi-virginianae 549, 722, 817,  
925, color plate 2  
juvenescens 714, 926  
kernianum 550, 714, 926, 1006  
libocedri 550, 714, 722, 817, 895,  
916, 1041, 1042  
multiporum 550, 926  
nelsoni 714, 817, 895, 926, 970,  
1041, 1088  
nelsonii 551  
nidus-avis 551  
nidusavis 714, 722, 926, 1041  
nootkatense 551, 790, 817, 970, 1006  
speciosum 551, 853, 926, 966  
trachysorum 551, 895, 926  
tremelloides 551, 926, 970  
tubulatum 895, 926  
vauquelinae 551, 926  
Gymnosporium  
exiguum 799  
Gypsophila (Babys-Breath) 892  
Hackberry  
Leaf Mosaic 892  
Sugarberry (Celtis) 892  
Hadrotrichum 180  
globiferum 180, 945  
Hairy Mistletoe 369  
Hairy Root 98  
Halbaniella linnaeae 940  
Halesia (Silver-Bell, Snowdrop-  
Tree) 893  
Halo Blight 116  
Hamelia (Scarlet-Bush) 893  
Hand-Operated Sprayers 33  
Hapalosphaeria deformans 753, 832  
Haplobasidium pavoninum 810  
Harbinger-Of-Spring (Erigenia) 893  
Hard  
End 1005  
Hardenbergia 893  
Hardy Orange (Poncirus) 893  
Hares-Tail (Lagurus) 893  
Harknessia rhoina 1096  
Hawkbit, Fall Dandelion  
(Leontodon) 893  
Hawksbeard (Crepis) 894  
Hawkweed (Hieracium) 894  
Hawthorn  
(Crataegus) 894  
Leaf Blight 178  
Hawthorn Rust 548  
Hazel  
Dodder 274  
Hazelnut  
Filbert (Corylus) 895  
Leaf Blister 296  
Head Blight 179  
Head Browning 303  
Head Rot 513, 523  
Head Scab 573  
Head Smut 586, 589  
Heart Rot 298, 425, 469, 473, 477, 478,  
480, 485, 492, 504, 997, 1104  
Heartwood  
Rot 476  
Heat Injury 425  
Heath (Erica) 896  
Heather (Calluna) 896  
Hebe 896  
Hedge  
Parsley (Torilis) 897

- Helenium (Sneezeweed) 897  
 Helenium S. 897  
 Helichrysum 897  
 Helicobasidium 488  
   brebissonii 489  
   corticoides 489  
   purpureum 715, 731, 749, 760, 765,  
     782, 785, 795, 812, 832, 843, 845,  
     878, 892, 903, 917, 951, 954, 972,  
     1008, 1035, 1047, 1056, 1072,  
     1075, 1076, 1097, 1102, 1124,  
     1128, 1129, 1137  
 Helicoceras nymphaearum 1132  
 Helicotylenchus 394  
   dihystera 394, 887  
   erythrinae 394, 1012, 1079  
   multicinctus 394, 1020  
   nannus 394, 733, 738, 760, 771, 775,  
     868, 887, 993, 1003, 1016, 1056,  
     1079, 1111  
   pseudorobustus 394, 883  
 Helicotylenchus sp. 756, 1066  
 Helicotylenchus spp. 1053  
 Heliopsis 897  
 Heliotrope (Heliotropium) 897  
 Hellenium S. Carlavirus 634  
 Helminthosporium 180, 286, 330,  
   489, 906  
   (Spondylocladium) 579  
   alii 985  
   apiculiferum 994  
   beaumontii 1125  
   cactivorum 489, 769  
   catenarium 180, 332, 1050  
   cynodontis 332, 887  
   dictyoides 332, 887  
   erythrospilum 332, 887  
   gigantea 180  
   giganteum 332, 887, 1009, 1050  
   hawaiiense 1048  
   maydis 180, 813  
   molle 991  
   papulosum 287, 719, 1005  
   pedicellatum 813  
   rostratum 332, 762, 887  
   sacchari 933  
   sarracenia 1024  
   sativum 332, 887, 1104  
   sesami 489, 1068  
   setariae 332  
   siccans 332, 887  
   solani 579  
   sorokiniana 332  
   stenacrum 332, 887  
   stenophilum 887  
   tetramera 1145  
   triseptatum 332, 887  
   tritici-repentis 332  
   turcicum 180, 489, 813  
   vagans 332, 887  
   vignae 1078  
 Helminthosporium (Bipolaris)  
   portulacae 1033  
 Helminthosporium sp. 736, 740, 956,  
   977, 993, 994, 1004, 1028, 1110,  
   1116, 1133  
 Helotiaceae 57  
 Helvellaceae 57  
 Hemicriconemoides 395  
   biformis 395  
   chitwoodi 395  
   floridensis 395  
   gaddi 395, 775  
   wessoni 395, 1135  
 Hemicriconemoides biformis 981  
 Hemicyclophora 395  
   arenaria 395  
   brevis 395, 772  
   obtusa 395, 749  
   oracilis 875  
   parvana 395, 787, 839  
   similis 395, 756, 817  
 Hemicyclophora sp. 954, 1046  
 Hemicyclophora spp. 1053  
 Hemlock  
   Blight 174  
   Dwarf Mistletoe 371  
   Needle 174



- Needle Blight 174, 177, 178, 208  
Rust 567
- Hemlock (Tsuga) 898
- Hemlock-Poplar Rust 553
- Hemp  
(Cannabis) 899
- Hemp Broomrape 223
- Hempsesbania (Sesbania) 899
- Henbane Mosaic 634
- Henbit (Laminum) 899
- Hendersonia 300, 333  
concentrica 333, 1049  
crataegicola 333, 894  
culmiseda 994  
cydoniae 1005  
davisii 902  
foliorum var. viburni 1125  
magnoliae 948  
opuntiae 300, 769, 770  
rubi 711  
subalbicans 775  
tenella 1063  
tini 931, 1125
- Hendersonula 246, 691  
pinicola 1019  
toruloidea 246, 692, 803, 948, 1130  
toruloides 859
- Hepatica 899
- Heracleum (Cow-Parsnip) 900
- Hercules-Club (Aralia spinosa) 900
- Hercules-Club (Zanthoxylum clava-herculis) 900
- Herichium 489  
erinaceous 954, 981  
erinaceus 490, 1014, 1100, 1118  
obietis 528
- Herichium spp. 748
- Heronsbill (Erodium) 900
- Herpobasidium  
deformans 907  
filicinum 857
- Herpotrichia 181  
juniperi 181, 965
- nigra 837, 860, 898, 916, 924, 970,  
1019, 1083, 1142
- Hesperis (Dames-Rocket) 900
- Heterobasidion annosum 478
- Heterodera  
avenae 396, 999  
cacti 396, 769  
carotae 396, 782  
cruciferae 396, 767  
fici 397, 859  
glycines 397, 744, 1079, 1111  
gottingiana 397, 999, 1079  
humuli 397, 744, 821, 999  
iri 397, 887  
mothi 397, 979  
punctata 397, 883  
rostochiensis 397, 841, 1034, 1111  
schachtii 397, 748, 973, 975, 1061  
tabacum 397, 841, 923, 1012, 1111  
trifolii 398, 748, 780, 1079, 1082  
zeae 398, 813
- Heterodera and Globodera 395
- Heterosporium 181  
abroniae 1062  
allii 334, 985  
asperatum 1077  
echinulatum 334, 780, 833  
escholtziae 334  
eschscholtziae 773  
gracile 334, 798  
gracilis 828  
hybridum 806  
iridis 865, 994  
magnoliae 948  
syringae 181, 936  
trillii 1115  
tropaeoli 975  
variabile 334, 767, 1082
- Heterosporium sp. 726, 835, 875, 937,  
946, 1059, 1115, 1127, 1129
- Heuchera (Alum-Root, Coral-Bells) 901
- Hexaconazole 21
- Hibbertia (Guinea-Gold-Vine) 901

- Hibiscus  
 (Arborescent Forms) (Rose-of-Sharon,  
 Confederate-Rose, Chinese Hibiscus,  
 Kenaf) 901  
 Chlorotic Ringspot 902  
 Chlorotic Ringspot Carmovirus 634  
 Latent Fort Pierce 902  
 Latent Fort Pierce Tobamovirus 634
- Hickory  
 Anthracnose 94
- Hickory (*Carya*) 902
- Higginisia 182  
 hiemalis 182, 318  
 kerriae 182, 318
- Hippeastrum 903  
 Mosaic 713  
 Mosaic Potyvirus 634
- Hoarhound (*Marrubium*) 903
- Hoary-Tick Clover (*Desmodium*) 903
- Hollow Heart 425, 1034
- Hollow Pocket 515, 517
- Hollow Stem 787
- Holly  
 (*Ilex*) (*Ilex opaca*, American;  
*I. equifolium*, English; *I. cornuta*,  
 Chinese; *I. crenata*, Japanese) 903  
 Blight 201  
 Leaf Spot 349, 350  
 Osmanthus (*Osmanthus ilicifolius*) 905  
 West Indian (*Leea coccinea*) 906
- Hollyhock  
 (*Althaea*) 905  
 Anthracnose 88  
 Mosaic 634, 905  
 Rust 564
- Holodiscus  
 Witches' Broom 635, 906
- Holodiscus (Ocean Spray, Rock-Spirea) 906
- Homalomena 906
- Honesty (*Lunaria*) 906
- Honey  
 Locust (*Gleditsia*) 906
- Honey Plant, Bitterbush (*Picramnia*) 907
- Honeysuckle  
 (*Lonicera*) 907
- Hop  
 American Latent 908  
 American Latent Carlavirus, Hop  
 Latent Carlavirus, Hop Mosaic  
 Carlavirus 635  
 Cyst Nematode 397  
 Latent 908  
 Mildew 451  
 Mosaic 908  
 Stunt Viroid 976, 1002
- Hop (*Humulus*) 908
- Hop-Hornbeam, Ironwood (*Ostrya*) 908
- Hop-Tree (*Ptelea*) 909
- Hoplolaimus 398  
 bradys 839  
 coronatus 398, 780, 803, 887, 977,  
 981, 1020, 1101, 1111  
 galeatus 398  
 magnistylus 398, 902  
 uniformis 398, 836, 904, 949
- Hoplolaimus sp. 946, 1053
- Hopperburn 425, 1034
- Hordeivirus 72
- Hormodendron cladosporioides 721
- Hormotheca rubicola 364
- Hornbeam (*Carpinus*) 909
- Horse  
 Purslane (*Trianthema*) 910
- Horse-Chestnut Leaf Blotch 220
- Horse-Chestnut Powdery Mildew  
 452, 453
- Horse-Chestnut, Buckeye (*Aesculus*) 909
- Horse-Gentian (*Triosteum*) 910
- Horse-Radish (*Armoracia*) 911
- Horse-Radish Leaf Spot 122, 311
- Horseweed (*Conyza*) 911
- Hosta (*Plantain-Lily*) 911

- Hosta Virus X 912  
Houstonia (Bluets) 912  
Hoya 912  
Huckleberry  
  Evergreen (Vaccinium) 912  
Huckleberry (Gaylussacia) 912  
Huisache, Sweet Acacia (Acacia farne-  
  siana) 913  
Hyacinth  
  Botrytis Blight 160  
  Mosaic 913  
  Mosaic Potyvirus 635  
  Yellows 125  
Hyacinth (Hyacinthus) 913  
Hyacinth Yellows 129  
Hyalodendron sp. 980  
Hyalopsora 551  
  aspidiotus 551, 858, 861  
  cheilanthis 552, 855, 857  
  polypodii 552, 854, 858  
Hybrigeminivirus 72  
Hydnaceae 61  
Hydnum  
  abietis 861  
  balsameum 861  
  coralloides 838  
  septentrionale 528  
Hydrangea 913  
  Latent 914  
  Latent Carlavirus 635  
  Leaf Spot 350  
  Phyllody Phytoplasma 635  
  Ring Spot 914  
  Ring Spot Potyvirus 635  
  virescence 913  
Hydrated Lime and Copper Sulfate 21  
Hydraulic Sprayers 31  
Hydrilla 914  
Hydrophyllum (Waterleaf) 914  
Hydrophyllum Leaf Spot 358  
Hydroxyquinoline Sulfate 21, 27  
Hymatotrichum omnivorum 721  
Hymenochaete 246  
  agglutinans 246, 709, 719, 751, 843,  
    895, 898, 936, 953, 965, 972,  
    1064, 1099, 1125  
  Canker 246  
  tabacina 1068  
Hymenopappus 915  
Hyphodontia aspera 1084  
Hypholoma 490  
  perplexum 823  
  sublateritium 490  
Hypoderma 182, 377  
  desmazierii 377, 1020  
  hedgcockii 377, 1020  
  lethale 182, 1020  
  lethali 377  
  pedatum 1020  
  pini 1020  
  robustum 377, 378, 861  
  saccatum 1020  
Hypodermella 182, 378  
  abietis-concoloris 182, 378, 861  
  ampla 378, 1020  
  arcuata 1020  
  cerina 1020  
  concolor 378, 1020  
  lacrimiformis 1020  
  laricis 182, 378, 930  
  limitata 1020  
  medusa 1020  
  mirabilis 861  
  montana 1020  
  montivaga 1020  
  nervata 378, 861  
  punctata 861  
Hypodermella sp. 1020  
Hypomyces  
  cancri 899  
  ipomoeae 183, 1088  
Hyponectria 183  
  buxi 183, 760  
Hyospila californica 709  
Hypoxylon 248  
  atropunctatum 980, 981

- Canker 248  
   *diatrypeoides* 962  
   *mammatum* 248  
   *mediterraneum* 980  
   *morsei* 953  
   *pruinatum* 1031  
   *punctulatum* 980  
   *tinctor* 1025  
*Hypoxylon* spp. 719, 1064  
*Hypsizygus ulmarius* 514  
*Hypsoperine* 398  
   *graminis* 398, 887, 1145  
*Hyssop* (*Hyssopus*) 915  
*Hysteriaceae* 54
- Ice  
   Plant (*Carpobrotus*) 915  
*Idaeovirus* 72  
*Idriella* 490  
   *lunata* 490, 1094  
*Ilarvirus* 72  
*Illosporium* 334  
   *maculicola* 954  
   *malifoliorum* 334, 719, 817  
*Imazalil* 21  
*Impatiens*  
   Latent 915  
   Latent Potexvirus 636  
   Necrotic Spot 750, 801, 802, 824,  
     845, 852, 877, 912, 915, 986,  
     1004, 1012, 1036, 1038, 1045,  
     1064, 1074  
   Necrotic Spot Phytoplasma 979  
   Necrotic Spot Tospovirus 636  
   Serotype 706, 969, 1015  
*Impatiens* (*Garden Balsam, Sultan*) 915  
*Incense Cedar Mistletoe* 369  
*Incense-Cedar* (*Libocedrus*  
   [= *Calocedrus decurrens*]) 916  
*India-Hawthorn* (*Raphiolepis*) 916  
*Indian Cucumber-Root* (*Medeola*) 916  
*Indian Grass* (*Sorghastrum*) 916  
*Indigo* (*Indigofera*) 916
- Indigo-Bush, Lead-Plant* (*Amorpha*) 917  
*Inflorescence Smut* 585  
*Ink Spot* 187, 188, 315, 316, 875  
*Inkberry* (*Ilex glabra*) 917  
*Inonotus* 490  
   *circinatus* 517  
   *dryadeus* 515  
   *hispidus* 515  
   *tomentosus* 490, 515, 1084  
*Insecticide* 11  
*Internal*  
   Bark Necrosis 720, 1001  
   Breakdown 1102  
   Brown Spot 1034, 1102  
   Browning 723, 1133  
   Browning or Cork 425  
*Intumescence* 999, 1102  
*Inula* (*Elecampane*) 917  
*Iononutis circinatus* 1021  
*Ipomovirus* 72  
*Iprodione* 21  
*Irene*  
   *araliae* 141, 948  
   *calostroma* 141, 1134  
   *perseae* 141, 736  
 (*Irene*) *Asteridiella* 141  
*Irenina*  
   *manca* 141, 980, 1134  
   *sanguinea* 832  
*Irenopsis*  
   *cryptocarpa* 142  
   *martiniana* 142, 1047  
*Iresine* (*Blood-Leaf*) 917  
*Iris*  
   Basal Rot 481  
   Fulva Mosaic 919  
   Fulva Mosaic Potyvirus and Iris Severe  
     Mosaic Potyvirus 635  
   Mosaic 739, 819, 865, 918, 920,  
     1080, 1095, 1115, 1134  
   Mosaic = Iris Mild Mosaic  
     Potyvirus 636  
   Rust 563

- Severe Mosaic 918, 919  
Yellow Bunyaviridae 1080  
Yellow Spot Tospovirus 636
- Iris (Bulbous) (English, Spanish, Dutch) 918  
Iris (Rhizomatous) (German, Siberian, Native Species) 918
- Irish  
  Leaf Spot 322, 323
- Iron Deficiency 425
- Ironweed  
  (Vernonia) 919
- Irpex 491  
  lacteus 491  
  tulipiferae 719
- Isaria  
  clonostachoides 491, 1112  
  Rot 491
- Isariopsis 334  
  griseola 334, 744, 1100  
  laxa 744
- Island Chlorosis 892
- Issatchenkia scutulata 976, 1002
- Isthmiella  
  abietis 376  
  faulii 376
- Italian Dandelion (*Cichorium intybus*) 919
- Itchgrass  
  (Rottobellia) 919
- Itersonia 183  
  perplexans 183, 733, 800, 834, 997, 1097
- Itersonia sp. 183
- Ivesia 919
- Ivy  
  Boston (*Parthenocissus tricuspidata*) 919  
  English (*Hedera helix*) 920
- Ixia 920  
  Mosaic 636
- Ixora 921
- Jacaranda 921
- Jack-Bean, Sword Bean  
  (Canavalia) 921
- Jack-In-The-Pulpit (*Arisaema*) 921
- Jacobinia 921
- Jacquemontia (Small Flower Morning Glory) 921
- Jacquinia 922
- Jamesia (Cliffbrush) 922
- Jasmine (*Jasminum*) 922
- Jasmine Scab 598
- Jatropha 922
- Java Black Rot 475
- Javanese  
  Root-Knob Nematode 403
- Jerusalem-Cherry  
  (*Solanum pseudocapsicum*) (Also *Solanum capsicastrum*, False Jerusalem-cherry; *S. dulcamara*, Bittersweet; *S. integrifolium*, Scarlet Eggplant; *S. nigrum*, Black nightshade) 923
- Jetbead (*Rhodotypos*) 923
- Jipijapa (*Carludovia palmata*) 923
- Jobs-Tears (*Coix lachryma-jobi*) 923
- Johnsongrass  
  Mosaic Potyvirus 636
- Johnsongrass (*Sorghum*) 924
- Johnsongrass Mosaic 924
- Jointweed (*Polygonella articulata*) 924
- Jobba (*Simmondsia*) 924
- Jonathan Spot 720
- Jujube (*Zizyphus*) 924
- Junghuhnia luteoalba 517
- Juniper  
  Blight 197  
  Gall Rust 548  
  Mistletoe 369  
  Red-Cedar (*Juniperus*) 924
- Kabatia 335  
  Ionicerae 335, 907  
  periclymeni 336

- Kabatiella  
   microsticta 918, 938  
   phorodendri f. sp. umbellulariae 772  
   zeae 813  
 Kabatiella sp. 828  
 Kabatina 248  
   juniperi 248  
 Kageneckia 926  
 Kalanchoe 926  
   Latent 927  
   Top-Spotting 927  
   Top-Spotting Badnavirus 637  
 Kalmia Leaf Spot 350  
 Kansas Lettuce Disease 114  
 Kaskaskia gleditsiae 906  
 Kellermania  
   anomala 184  
   sisyrinchii 184, 757  
 Kellermannia 184  
   anomala 1142  
 Kentucky Coffee-Tree (Gymnocladus) 927  
 Kernel Spot 498, 1008  
 Kerria 927  
   Leaf 182  
   Leaf Spot 317, 318  
 Kidney Vetch, Ladys-Fingers (Anthyllis) 927  
 Kiwi  
   (Actinidia) 927  
 Kloeckera apiculata 976, 1002  
 Kluyveromyces 491  
   marxianus var. marxianus 491, 986  
 Kniphofia (Tritoma, Torch-Lily, Poker-Plant) 927  
 Knobiness 1034  
 Knotroot Bristlegrass (Setaria geniculata) 928  
 Kochia (Summer-Cypress) 928  
 Kohleria 928  
 Kresoxim-Methyl 21  
 Kriegeria sp. 925  
 Krigia (Dwarf Dandelion) 928  
 Kudzu (Pueraria) 928  
 Kuehneola 552  
   malvicola 552, 902, 951, 1055  
   uredinis 552, 754, 832, 1046  
 Kuhnia (False-Boneset) 929  
 Kumquat (Fortunella) 929  
 Kunkelia 552  
   nitens 552, 754, 832, 1046  
 Kutilakesa 292  
   pironii 292, 807, 820  
 Labrella 184  
   aspidistrae 184, 733  
 Laburnum  
   Mosaic 637  
 Labyrinthula sp. 885  
 Lachnellula 248  
   agassizi 238  
   pseudotsuga 238  
   resinaria 239  
   subtilissima 239  
   willkommii 239, 248, 930  
 Laestadia  
   asarifolia 353  
   brunnea 954  
   prenanthis 1037  
 Laestadia (Plagiostoma) 353  
 Laetiporus sulphureus 515, 516  
 Laetisaria fuciformis 471  
 Lambertella  
   pruni 724, 1027  
 Lambertella sp. 792  
 Lamium (Perennial Groundcover) 929  
 Lantana 929  
 Lappula (Hackelia) 929  
 Larch  
   (Larix) 930  
   Needle 182, 378  
 Larch Needle Rust 553  
 Larch-Willow Rust 554  
 Large Brown Patch Rot 500  
 Larkspur 931  
 Lasiobotrys 335  
   affinis 907

- lonicerae 335
  - symphoricarpi 1075
- Lasiobotrys lonicerae 907
- Lasiodiplodia 491
- Lasiodiplodia (Botryodiplodia) 461
- Lasiodiplodia theobromae 175, 176, 226, 241, 461, 475, 491, 841, 1004
- Lasmenia sp. 1044
- Late
  - Blight 201
  - Blight of Potato 202
  - Blight of Tomato 204
- Late Leaf Rust 566
- Laurel 931
- Laurel, Sweet Bay (Laurus) 931
- Laurestinus (Viburnum tinus) 931
- Lavatera (Treemallow) 931
- Lavender (Lavandula) 931
- Lawns 932
- Layia (Tidy-Tips) 932
- Le Moine Disease 1010
- Leadtree (Leucaena) 932
- Leaf 163
  - and Cane Rust 557
  - and Crown Necrosis 526
  - and Flower Spot 128
  - and Petal or Greasy Spot 330, 332
  - and Pod Spot 89, 92, 330, 332
  - and Stalk Blight 161
  - and Stalk Rot 475
  - and Stem Blight 200
  - and Stem Smut 587, 588
  - and Stem Spot 306, 313
  - and Twig Blight 175
  - Blight 90, 92, 111, 122, 153, 166, 167, 171, 180, 183–188, 192, 194–196, 201, 206, 209, 213, 215, 321, 337, 338, 353, 361, 489
  - Blister 295, 297
  - Blotch 84, 219, 221, 312, 313, 321, 328, 341, 358, 881, 904
  - Cast 183, 261
  - Crinkle 1143
  - Curl 297
  - Curl and Wilt 311, 314
  - Drop 512, 1017
  - Fleck 338
  - Gall 289, 293
  - gall 292
  - Hair Discoloration 344
  - Mold 331–334, 372–374
  - Mottle 748
  - Rust 565, 567
  - Rust of Rose 556
  - Scald 122, 910
  - Scorch 298–300, 427, 720, 748, 785, 875, 881, 954, 1008, 1053, 1131
  - Smut 583, 584, 588
  - Spot 84, 87, 94, 95, 102, 103, 109, 111, 113–115, 120, 124, 126, 128, 130, 152, 153, 170–172, 186, 199, 206, 250, 300, 303–308, 310–322, 324–357, 359–365, 571, 584, 960
  - Spot or Greasy Spot 341
  - Spot/Blotch 328
  - Streak 122
  - Yellow Strip Virus 869
  - Yellow Strip, Mosaic, Dwarfism 869
  - Yellows 923
- Leaf, Stem and Bub Blight 206
- Leaf, Stem and Fruit Spot 97
- Leafroll 1111
- Leafroll Disease 884
- Leak 519
- Leatherwood (Dirca) 932
- Lebbek (Albizzia lebbek) 932
- Lecanosticta sp. 1019
- Ledum
  - Spot Anthracnose 598
- Ledum (Labrador-Tea) 932
- Leek 932
- Lembosia
  - (Morenoella) 141
  - acicola 1019
  - andromedae 947
  - cactorum 142, 770
  - camphorae 777
  - cocolobae 142, 808

- illicicola 142, 717  
lucens 869, 1070  
oleae 831  
philodendri 808  
portoricense 808  
rolfsii 1122  
rugispora 142, 1047  
tenella 808
- Lembosina  
(Morenoella) 340  
quercina 340
- Lemon 933
- Lemon Grass, Citronella Grass (Cymbopogon) 933
- Lenticel Enlargement 1034
- Lentil (Lens) 933
- Lentinus 491  
lepideus 492, 1021  
tigrinus 492, 731, 981, 1014
- Lentinus spp. 1119
- Lenzites 492  
betulina 492, 748, 772, 836, 940  
betulinum 845  
saepiaria 492, 710, 726, 790, 825, 838, 916, 925, 930, 948, 1002, 1021, 1027, 1031, 1068  
trabea 710
- Lenzites spp. 739, 954
- Leopard Spot Disease 600
- Lepiota morgani 284, 886
- Leprosis 804
- Leptographium  
(Verticicladiella) 532  
abietinum 532  
penicillata 532  
procera 533  
procerum 1021  
terebrantis 1021  
wagnerii 533
- Leptospermum 933
- Leptosphaeria 136, 138, 184, 249, 492  
(Melanomma) coniothyrium 185  
berberidis 949  
coniothyrium 249, 719, 753, 754, 832, 881, 1045, 1052, 1094  
heliopsisidis 136  
korrae 185, 492, 885, 886  
maculans 138, 767, 778  
obtusipora 1143  
physalidis 890  
thomasiana 185, 832  
tini 931, 1125
- Leptosphaeria sp. 185, 833, 964
- Leptosphaerulin arachidicola 1003
- Leptostromataceae 63
- Leptostromella 335  
bignoniae 751  
elastica 335, 1056
- Leptothyrella 335  
acerinum 954  
californicum 980  
pomi 869, 1041
- Leptothyrella liquidambaris 336, 1099
- Leptothyrium 336  
californicum 336  
doelligeriae 734  
dryinum 336  
lychnidis 946  
periclymeni 336, 907  
pomi 754, 832, 883, 1005, 1014, 1045, 1138  
pseudotsugae 838
- Lesion Nematodes 406
- Lespedeza 933
- Lethal Disease Decline 1092
- Lethal Yellowing 133, 991
- Lettuce  
(Lactuca) 933  
Anthracnose 95  
Big Vein 934  
Big Vein Varicosavirus 637  
chlorosis 749  
Drop 526  
Infectious Yellow 749, 783, 934, 960, 1087, 1134  
Infectious Yellow Closterovirus 637



- Mosaic 745, 777, 788, 795, 865, 870,  
934, 1061, 1082, 1087, 1121  
Mosaic Potyvirus 637  
Speckles Mottle 749, 934, 1082  
Speckles Mottle Umbravirus 637  
Lettuce Serotype 969  
Leucojum (Snowflake) 935  
Leucospermum 935  
Leucostoma 249  
    cincta 249, 266, 719  
    kunzei 266  
    persoonii 266  
Leucothoë 935  
Leucothoë  
    Leaf Spot 345  
Leveillula 445  
    taurica 445, 755, 774, 821, 830, 867,  
    891, 897, 902, 962, 985, 1012,  
    1035, 1111  
Lewisia (Bitterroot) 935  
Liatris (Gayfeather) 936  
Lightning Injury 427  
Ligustrum 936  
Lilac  
    Blight 117  
    Leaf Blight 181  
    Mildew 445  
    Mottle 937  
    Mottle Carlavirus 637  
    Ring Spot 937  
    Ring Spot Carlavirus 638  
    Shoot Blight 200  
    Witches' Broom 937  
    Witches' Broom Phytoplasma 638  
Lilac (Syringa) 936  
Lily  
    Botrytis Blight 159  
    Color Adding 638  
    Color Removing 638  
    Fleck 638, 938  
    Latent Mosaic 638, 938  
    Mottle 938  
    Mottle Potyvirus 638  
    Ring Spot 938  
    Ring Spot = Cucumber Mosaic Cucu-  
    movirus 639  
    Rosette 639, 938  
    Symptomless 938  
    Symptomless Carlavirus 639  
    X 938  
Lily (Lilium) 937  
Lily-Of-The-Valley (Convallaria) 938  
Lima Bean  
    Mild Mottle 745  
    Pod Blight 172  
    Scab 598  
Limacinula anomala 140  
Limb Blight 167, 168  
Limber Neck 937  
Lime  
    Anthracnose 87, 90, 92  
    Sulfur 22  
Lime-Induced Chlorosis 428  
Limonomyces roseipellis 885  
Linaria (Blue Toadflax; Butter and  
    Eggs) 939  
Linden  
    Anthracnose 84  
    Basswood (Tilia) 939  
    Leaf Blight 165  
    Spot Anthracnose 599  
Linnaea (Twin-Flower) 940  
Linospora 185, 336  
    brunellae 1039  
    gleditschiae 336  
    gleditsiae 907  
    psederiae 715  
    tetraspora 185, 1030  
Linzites betulina 981  
Lions-Ear (Leonotis) 940  
Lippia  
    Spot Anthracnose 600  
Lippia (Fog-Fruit, Lemon-Verbena) 940  
Lipstick Vine (Aeschynanthus) 940  
Lirula 379  
    abietis-concoloris 182, 378  
    macrospora 379  
    nervata 378

- Lisianthus (*Eustoma grandiflora*) 940  
 Lithocarpus (Tanbark Oak) 941  
 Lithophragma (Woodland-Star) 941  
 Lithospermum (Gromwell, Puccoon) 941  
 Litsea (Pond-Spice) 941  
 Little Leaf 429, 711, 723, 737, 792, 859, 883, 942, 952, 1001, 1005, 1027, 1131  
 Little Peach 1027  
 Littleseed Alfalfa Dodder 274  
 Lobelia (Cardinal-Flower, Blue Lobelia) 941  
 Locust  
     Witches' Broom 639, 942  
 Locust (Robinia) 942  
 Lodgepole Pine Dwarf Mistletoe 370  
 Loganberry 943  
 Loganberry Dwarf 639, 754, 832  
 Lolium Latent 889  
 Lolium Latent Potexvirus 640  
 Lomatium (Biscuit-Root) 943  
 London  
     Plane Canker 243  
 Longidorus  
     elongatus 399  
     maximus 399  
 Longidorus and Paralongidorus 398  
 Longidorus sp. 1021, 1079  
 Lonicera  
     Infectious Variegation 640  
 Loose Bud 913  
 Loose Kernel Smut 586  
 Loosestrife  
     Fringed (*Steironema*) 943  
     Moneywort (*Lysimachia*) 943  
 Lophiostomataceae 55  
 Lophodermella 185  
     cerina 1019  
     concolor 378  
 Lophodermella sp. 185  
 Lophodermina  
     prunicola 799  
     septata 1084  
 Lophodermium 336, 379  
     autumnale 861  
     consciutum 861  
     decorum 861  
     dracaenae 839  
     durilabrum 379, 1020  
     filiforme 379, 1084  
     heteromeles 1017  
     juniperinum 379, 916, 925  
     lacerum 861  
     laricinum 930  
     laricis 930  
     nitens 379, 1020  
     piceae 379, 861, 1084  
     pinastris 379, 1020  
     ponderosae 1020  
     schweinitzii 336, 1049  
     seditiosum 379, 1020  
     thujae 726  
     uncinatum 861  
 Lophodermium sp. 825, 930  
 Lophophacidium hyperboreum 1083  
 Loquat  
     Scab 573, 574  
 Loquat (*Eriobotrya*) 943  
 Lotus (*Nelumbo*) 944  
 Louisiana Broomrape 223  
 Louisiana Lettuce Disease 120  
 Lucuma (*Canistel*, Egg-Fruit) 944  
 Ludwigia (False Loosestrife) 944  
 Lunariae 906  
 Lupine  
     (*Lupinus*) 944  
 Luteovirus 72  
 Lychee 946  
 Lychnis (*Campion*) 946  
 Lycium (*Desert-Thorn*, Christmasberry) 946  
 Lycoris 946  
 Lyonia (*Maleberry*, Fetterbush, Staggerbush) 947  
 Lysiloma 947  
 Lythrum (*Winged*, Purple Loosestrife) 947

- Maackia 947  
Macadamia 947  
Machlomovirus 73  
Macluravirus 73  
Macrophoma 249, 337, 493, 884  
    candollei 249, 337, 760  
    cupressi 249, 825  
    cylindrospora 1016  
    diospyri 1014  
    fici 858  
    halstedii 936  
    pandani 994  
    parca 860  
    phacediella 904  
    philodendri 967  
    phoradendron 249  
    rubi 1045  
    sphaeropsispora 880  
    straminella 1050  
    taxi 1142  
    trichosanthis 882  
    tumefaciens 249  
    vincae 1126  
Macrophoma sp. 493, 779, 886, 920,  
    953, 1052  
Macrophoma spp. 1137  
Macrophomina 185, 493  
    phaseoli 704, 732, 743, 749, 768,  
    770, 778, 800, 804, 808, 815,  
    821, 826, 841, 849, 884, 899, 928,  
    938, 945, 951, 954, 956, 960, 983,  
    985, 998, 1004, 1012, 1017, 1021,  
    1035, 1058, 1068, 1074, 1078,  
    1097, 1102, 1112, 1123, 1133,  
    1144  
    phaseolina 185, 493, 713, 881, 969,  
    1077, 1079, 1085, 1087, 1093,  
    1097, 1109  
Macrosporium baccatum 910  
Madrone (*Arbutus menziesii*) 948  
Magnaporthe 493  
    poae 494, 887, 888  
Magnesium Deficiency 429  
Magnolia 948  
    Leaf Spot 350  
    Scab 598  
Mahogany (*Swietenia*) 949  
Mahogany Browning 1034  
Mahonia (*Oregon-Grape*) 949  
Maianthemum 950  
Mainsia rubi 832  
Maize  
    Chlorotic Dwarf Virus 1009  
    Chlorotic Mottle 814  
    Chlorotic Mottle Machlovirus 640  
    Dwarf Mosaic 814, 889  
    Dwarf Mosaic Potyvirus 640  
    Rayado Fino 814  
    Rayado Fino Marafivirus 640  
    Stripe 814  
    Stripe Tenuivirus 640  
    Stunt = Maize Chlorotic Dwarf  
    Waikavirus 640  
    White Line Mosaic 641  
Malachra 950  
Malacothrix 950  
Malampsora  
    abieti-capraearum 553  
Mallotus 950  
Mallow  
    Garden (*Malva*) 950  
Malva  
    Vein Clearing 951  
    Vein Clearing Potyvirus 641  
Malvastrum (*False-Mallow*, *Bush-*  
    *Mallow*) 951  
Malvaviscus 951  
Mamianiella  
    coryli 329  
    fimbriata 329  
Mancozeb 22  
Maneb 22  
Manfreda (*Spice-Lily*, *Wild*  
    *Tuberose*) 951  
Manganese Deficiency 429  
Mango  
    Scab 598

- Mango (*Mangifera*) 951  
Mangrove (*Rhizophora*) 952  
Manihot (Cassava, Manioc) 952  
Manzanita (*Arctostaphylos*) 952  
Maple  
  Anthracnose 90, 92  
  Brown Leaf Blister 297  
  Canker 264  
  Inflorescence Blight 166  
  Leaf Blister 295  
  Leaf Spot 113, 115, 350, 359  
  Wilt 693  
Maple (*Acer*) 953  
Marafivirus 73  
Marah 955  
Maranta (*Calathea*) 955  
Marasmiellus pigmentatus 500  
Marasmius  
  oreades 284, 886  
Marasmius spp. 745  
Maravalia (*Scopella*) 567  
Maravalia sapotae 567  
Marginal Blight 114  
Marginal Browning 429, 1034  
Marginal Leaf Blight 1005  
Marginal Scorch 1027  
Marguerite (*Argyranthemum frutescens*) 955  
Marigold  
  Leaf Spot 362  
Marigold (*Tagetes*) 955  
Mariposa-Lily, Globe-Tulip (*Calochortus*) 956  
Marsh-Marigold (*Caltha*) 956  
Marshelder (*Iva xanthifolia*) 956  
Marsonina  
  brunnea 1031  
Marssonina 337  
  adunca 873  
  apicalis 1137  
  baptisiae 741  
  californica 1130  
  callae 774  
  coronaria 817  
  daphnes 328, 337, 828  
  delastrei 337, 814, 1070  
  fraserae 811  
  fraxini 337  
  grossulariae 881  
  juglandis 337  
  kriegeriana 1137  
  lonicerae 907, 979  
  martini 980  
  melonis 959, 1133  
  neilliae 979  
  ochroleuca 337, 794  
  panattoniana 846, 933  
  populi 337  
  potentillae 1036  
  rhabdospora 338  
  rhamni 763  
  ribicola 823  
  rosae 338, 1052  
  thomasiana 850  
  tremulae 338  
  truncatula 338, 954  
  violae 1127  
  wyethiae 1140  
Marssonina *juglandis* 902  
Marssonina sp. 728, 753, 927  
Marssonina spp. 1031, 1137  
Massaria 249  
  platani 249, 1025  
Mastigosporium 338  
  rubricosum 338, 887  
Matelea 957  
Matricaria (False Chamomile) 957  
Matrimony-Vine (*Lycium halimifolium*) 957  
Maurandya 957  
Mauritius-Hemp (*Furcraea*) 957  
May-Apple (*Podophyllum*) 958  
Meadow-Beauty (*Rhexia*) 958  
Meadow-Rue (*Thalictrum*) 958  
Meadowsweet (*Filipendula*) 958  
Measles 219, 720  
Medeolara *farlowii* 916  
Medicago (Black Medic) 959

- Medlar (*Mespilus*) 959  
Megalonectria pseudotrichia 858  
Melaleuca 959  
Melampodium (*Melampodium divaricatum*) 959  
Melampora 552  
  abieti-capraearum 862, 988, 1137  
  abietis-canadensis 553, 898  
  albertensis 838, 1032  
  arctica 553, 1064, 1137  
  bietis-canadensis 1032  
  epitea 1137  
  euphorbiae 1085  
  farlowii 553, 898  
  hypericorum 553, 1060  
  larici-populina 553, 930, 1021, 1032  
  medusae 536, 553, 930, 1032  
  medusae f. sp. deltoidea 554, 839, 1021  
  medusae f. sp. deltoidea 930  
  occidentalis 554, 1032  
  paradoxa 554, 930, 1137  
  populnea 1032  
  ribesii-purpureae 554, 824, 1137  
Melamporaceae 59  
Melamporella 554  
  caryophyllacearum 554, 861  
  cerastii 862, 1084  
Melamporidium 554  
  betulinum 554, 752, 930  
  carpini 909  
Melamsoridium  
  alni 710  
Melanconiaceae 63  
Melanconidiaceae 56  
Melanconis 250  
  alni 709  
  juglandis 250, 1130  
  stilbostoma 752  
Melanconium 338, 494  
  fuligineum 494, 884  
  pandani 338, 994  
Melanorhiza 737  
Melanose 474  
Melanospora  
  (*Erostrotheca*) 374  
  destruens 818  
  fallax 713  
  multiformis 374  
Melanospora sp. 756  
Melasmia 338  
  falcata 338  
  galii 867  
  menziesiae 338  
  menziesii 738, 961  
  rhododendri 1049  
Melilotus 959  
Meliodogyne sp. 796  
Meliola 142  
  amphitricha 142, 831, 948, 1047  
  bidentata 142, 751, 1062  
  camelliae 142, 775  
  cookeana 142, 774, 929  
  cryptocarpa 142, 882  
  furcata 751  
  jatrophae 922  
  lippiae 142, 940  
  magnoliae 142, 948  
  manca 1134  
  martiana 143  
  mitchellae 997  
  nidulans 143, 756, 835  
  palmicola 143  
  tenuis 143, 739  
  wrightii 143  
Meliola sp. 795, 952, 1060  
Meliola spp. 994  
Meloderma desmazierii 377  
Melogrammataceae 56  
Meloidodera 399  
  floridensis 399, 1021  
Meloidodera javanica 1021  
Meloidodera sp. 838  
Meloidoderita 399  
Meloidoderita sp. 883  
Meloidogyne 399, 792  
  arenaria 402, 703, 707, 744, 748, 760, 767, 780, 782, 868, 904, 960,

- 1001, 1003, 1012, 1034, 1043,  
1115, 1133
- arenaria thamesi* 402, 1037
- arenaria* var. *thamesi* 963, 1111
- chitwoodi* 402, 748, 813, 1034, 1111
- floridensis* 1111
- graminicola* 402, 808, 979
- hapla* 402, 703, 704, 717, 741, 744,  
748, 760, 772, 780, 806, 808, 813,  
828, 841, 851, 864, 868, 873, 875,  
904, 934, 956, 960, 963, 964, 969,  
1003, 1010, 1012, 1034, 1053,  
1059, 1068, 1079, 1083, 1086,  
1093, 1111
- incognita* 403, 703–705, 738, 744,  
760, 765, 769, 775, 782, 787,  
791, 792, 821, 828, 841, 868, 887,  
904, 918, 921, 927, 963, 969, 977,  
983, 985, 1001, 1008, 1010, 1012,  
1029, 1037, 1056, 1065, 1068,  
1076, 1101, 1111, 1133
- incognita-acrita* 742, 760, 780, 864,  
1101
- javanica* 403, 744, 748, 760, 767,  
771, 780, 782, 792, 796, 821, 841,  
868, 904, 963, 1001, 1003, 1043,  
1058, 1063, 1068, 1074, 1079,  
1111, 1133
- mayaguensis* 717
- naasi* 887
- ovalis* 403, 954
- partityla* 1008
- Meloidogyne* sp. 704–706, 709, 711–  
713, 723, 727–730, 732, 734–736,  
739, 742, 751, 757, 759, 762, 763,  
766, 769–771, 773, 774, 776–779,  
784, 785, 788, 791, 795, 797, 799,  
802, 806–808, 811–815, 820, 822,  
824–827, 833, 834, 837, 839, 840,  
843, 845–849, 851, 853, 862, 864–  
866, 872–874, 876–878, 882, 887,  
889, 891–893, 898, 899, 902, 903,  
905, 907, 908, 911, 912, 915, 917,  
918, 921, 922, 927, 931, 936, 938,  
940, 943, 945, 949, 952, 954, 955,  
957, 961, 962, 966–969, 973–978,  
981, 984, 990, 993, 995, 998, 1005,  
1009, 1014, 1016, 1021, 1023, 1024,  
1029, 1030, 1032, 1033, 1040–  
1042, 1051, 1053, 1055, 1057, 1059,  
1061, 1063, 1064, 1066, 1068, 1069,  
1077, 1083, 1088, 1090, 1091, 1095,  
1097–1099, 1103–1106, 1108, 1113,  
1114, 1116, 1118, 1120, 1123, 1124,  
1127, 1135, 1137, 1141, 1143, 1144
- Meloidogyne* spp. 720, 729, 731, 733,  
740, 750, 764, 771, 781, 795, 800,  
801, 809, 829, 831, 837, 845, 859,  
865, 871, 875, 880, 883, 890, 901,  
905, 914, 921, 923, 928, 929, 937,  
939, 941, 942, 972, 989, 991, 993,  
996, 997, 999, 1008, 1010, 1015,  
1017, 1027, 1034, 1038, 1050,  
1056, 1058, 1060, 1069, 1070, 1074,  
1081–1083, 1087, 1101, 1120, 1123,  
1125–1127, 1131, 1139
- Melon
- Anthracnose 88
- Leaf Curl 961
- Leaf Curl Bigeminivirus 641
- Muskmelon, Cantaloupe, Cassabra  
(*Cucumis melo*) 959
- Necrotic Spot 960
- Necrotic Spot Carmovirus 641
- Root Rot 519
- Melothria 961
- Melting-out 330–332
- Mentzelia* (Blazing Star) 961
- Menziesia* 961
- Mercury Toxicity 429, 1053
- Meria* 250
- laricis 250, 930
- Meria laricis* 930
- Merismodes ochracea* 264
- Merlinius joctus* 409, 756
- Mertensia* (Bluebells, Virginia  
Cowslip) 961
- Merulius hexa-gonoides* 1068

- Mesembryanthemum (Fig-Marigold) 962
- Mesocriconema 390
- Mesocriconema (Criconemella) 1125
- Mesocriconema xenoplax 391
- Mesquite  
(Prosopis) 962
- Metalaxyl 22
- Metalaxyl M 22
- Metam-Sodium 22, 28
- Metiram 22
- Microsphaerella maculiformis var. hippocastani 910
- Microbotryum silybum 1108
- Microcera coccophila 1007
- Microdochium 95  
(Fusarium) 592  
nivale 592  
panattonianum 95
- Micropeltaceae 55
- Micropeltis 186, 339  
alabamensis 339, 948  
viburni 186
- Microsphaera 445  
alni 709, 731, 738, 741, 748, 752, 753, 759, 763, 766, 784, 786, 794, 797, 834, 836, 843, 845, 851, 863, 869, 896, 902, 904, 907–909, 932, 937, 939, 954, 968, 970, 981, 1008, 1025, 1049, 1060, 1077, 1083, 1101, 1115, 1126, 1131, 1138, 1139  
alni var. cinnamomi 777  
alni var. vaccinii 716, 756, 785, 817, 847, 913, 947, 961, 971, 1136  
berberidis 974  
diffusa 446, 742, 744, 812, 942, 957, 1075, 1079, 1140  
euphorbiae 446, 744, 837, 1055, 1075, 1085  
grossulariae 446, 823, 843, 881  
penicillata 445, 446, 935  
pulchra 446, 836  
russellii 989
- Microsphaera sp. 847, 929, 945, 1071
- Microsphaeropsis concentrica 319
- Microspora (Erysiphe) palczewskii 1007
- Microstroma 339  
brachysporum 1130  
juglandis 339, 902, 1007, 1130  
tonellianum 792
- Microstroma sp. 748
- Microthyriaceae 54
- Microthyriella 287, 339  
cuticulosa 339, 904  
rubi 287, 719, 987
- Mignonette  
(Reseda) 962
- Mikania (Climbing Hempweed) 963
- Mild Cattleya Color-Break 987
- Mild Mosaic 1035
- Milesia  
darkeri 857  
dilatata 858  
fructuosa 858, 861  
glycyrrhiza 857  
laeviuscula 857  
marginalis 858, 861  
polypodophila 857, 861  
polystichi 855  
vogesiaca 855
- Milesina 555  
fructuosa 555  
laeviuscula 555  
marginalis 555  
pyncograndis 555
- Milk Thistle (Silybum) 963
- Milkwort (Polygala) 963
- Mimosa Striped Chlorosis 963
- Mimosa Striped Chlorosis Badnavirus 641
- Mimosa Wilt 690
- Mimosa, Silk-Tree (Albizzia julibrissin) 963
- Mimulus (Monkey-Flower) 963
- Mint  
Anthracnose 600

- Crinkle 964  
 Crinkle Closterovirus 641  
 Mint (*Mentha*) 964  
 Mirabilis  
   Mosaic 864  
   Mosaic Caulimovirus 641  
 Miscanthus 964  
 Mist Sprayers 30  
 Mistletoe  
   Dwarf (*Arceuthobium* spp.) 965  
 Mistletoe (*Phoradendron*) 965  
 Miyagia pseudosphaeria 1077  
 MLO 730, 936, 1013, 1045, 1126  
 Mock-Cucumber (*Echinocystis*) 965  
 Mock-Orange (*Philadelphus*) 965  
 Mock-Strawberry (*Duchesnea*) 966  
 Mollisiaceae 57  
 Molybdenum Toxicity 430  
 Mombin  
   Scab 601  
 Monarda (*Horse-Mint*, *Bee-Balm*) 966  
 Monardella 966  
 Moneses (*Wood-Nymph*) 966  
 Monilia sitophila 960  
 Moniliaceae 63  
 Monilinia 494  
   (*Sclerotinia*) 186  
   amelanchieris 714  
   azaleae 186, 737  
   demissa 798  
   fruticola 186, 494, 712, 714, 721,  
     724, 792, 794, 798, 884, 976,  
     1001, 1005, 1027, 1041, 1042,  
     1046, color plate 16  
   gregaria 714  
   johnsonii 186, 894  
   laxa 186, 495, 711, 721, 723, 792,  
     794, 976, 1001, 1005, 1026, 1041,  
     1042  
   ledi 1135  
   oxycocci 496, 818  
   padi 798  
   rhododendri 186, 792  
   urnula 497  
   vaccinii-corymbosi 757  
 Monilochaetes 497, 579  
   infuscans 497, 579, 922, 969, 1102  
 Monkshood  
   Aconite (*Aconitum*) 967  
   Vine (*Ampelopsis aconitifolia*) 967  
 Monochaetia 250, 339  
   compta 1052  
   crataegi 894  
   desmazierii 794, 844, 902, 910, 954,  
     980, 1125, 1139  
   kansensis 794  
   mali 250, 719  
   monochaeta 339  
   pinicola 1019  
   rosenwaldia 723  
   unicornis 825  
 Monogeminivirus 73  
 Monographella 95  
   nivales 592  
   opuntiae 95  
 Monosporascus 497  
   cannonballus 497, 960, 1133  
 Monstera 967  
 Montia (*Indian Lettuce*) 967  
 Moonflower (*Calonyction*) 967  
 Moonseed (*Menispermum*) 968  
 Morea 968  
 Morenoella  
   angustiformis 142  
   cliftoniae 764  
   dothideoides 947  
   ilicis 903, 917  
   quercina 340, 980  
 Morinda  
   Scab 600  
 Morinda (*Royoc*, *Indian-Mulberry*) 968  
 Morning-Glory (*Ipomoea*) 968  
 Mosaic 704, 707, 708, 713, 715, 716,  
   722, 759, 770, 778, 795, 811, 815,  
   819, 837, 840, 846, 848, 866, 879,  
   880, 882, 890, 897, 902, 908, 927,  
   966, 967, 969, 977, 982, 995, 997,



- 1017, 1025, 1057, 1064, 1069, 1074,  
1076, 1081, 1092, 1095  
Clover Yellow Vein Potyvirus 1040  
Moss  
  Rose (*Portulaca grandiflora*) 969  
Motherwort (*Leonurus*) 969  
Mottle 1036  
Mottle Leaf 430, 723, 737, 804  
Mountain-Ash (*Sorbus*) 969  
Mountain-Heather (*Phyllodoce*) 970  
Mountain-Holly (*Nemopanthus*) 970  
Mountain-Laurel  
  Leaf Blight 198  
  Leaf Spot 341, 350  
Mountain-Laurel (*Kalmia*) 971  
Mountain-Mahogany (*Cercocarpus*) 971  
Mountain-Mint (*Pycnanthemum*) 971  
Mountain-Sorrel (*Oxyria*) 972  
Mucilago spongiosa 581, 888, 1094  
Mucor 497  
  mucedo 497, 1112  
  piriformis 497, 721, 792  
  racemosus 497, 1102  
Mucor sp. 960  
Mucor spp. 804  
Mucoraceae 51  
Mulberry  
  (*Morus*) 972  
  Leaf Spot 342  
Mule's Ear Disease 1002  
Mullein (*Verbascum*) 972  
Mummy Berry 497  
Mushroom  
  Oyster (*Pleurotus*) 973  
  Root Rot 458, 467, 468  
Musk-Root (*Adoxa*) 973  
Muskmelon  
  Fusarium Wilt 690  
  Mosaic 960  
  Mosaic = Squash Mosaic  
    Comovirus 642  
  Vein Necrosis 960  
  Vein Necrosis Carlavirus 642  
Mustard Greens (*Brassica juncea*) 973  
Mustard Mosaic 642  
Mycelial Neck Rot 463  
Myclobutanil 22  
Mycocentrospora 343, 464, 494  
  acerina 464, 494, 782  
  verrucosa 343  
Mycocleptodiscus 498  
  terrestris 498, 1078, 1114, 1132  
Mycoplasmataceae 130  
Mycosphaerella 186, 221, 287, 340,  
  379, 726, 980  
  aleuritidis 1118  
  angulata 340  
  arachidicola 1003  
  arachidis 340  
  arachnoidea 972  
  arbuticola 948  
  arbutifolia 798  
  aurea 823  
  berkeleyi 340, 1003  
  Blight 153  
  bolleana 340, 859, 1056  
  brassicicola 340, 767, 1119  
  caricae 995  
  carigena 902  
  caroliniana 341, 989  
  caryigena 341, 1007  
  cerasella 341, 799  
  cercidicola 341, 1047  
  chimaphilae 1040  
  chimaphilina 1023  
  citri 341, 803  
  citrullina 186, 821, 882, 960, 1086,  
    1133  
  clintoniana 1049  
  clymenia 907  
  colorata 341, 971  
  confusa 754, 832, 1045  
  coptis 881  
  cruenta 341, 744, 746, 1078, 1122  
  cypripedii 988  
  dearnessii 215  
  dendroides 221, 902, 1007  
  diospyri 221, 1014

- effigurata 341, 731  
erysiphina 908  
fijiensis 187, 740  
fragariae 341, 1093  
fraxinicola 342, 731  
gardeniae 868  
gaultheriae 869, 1060, 1138  
juglandis 342, 1130  
krigiae 928  
lageniformis 803  
laricina 379, 930  
leucothoës 935  
liriodendri 342, 1117  
louisianae 342, 1093  
lythracearum 221, 1030  
macrospora 323  
melonis 187, 821  
molleriana 850  
mori 342, 972  
myricae 742  
nigromaculans 342, 817  
nyssaecola 1118  
nyssicola 342  
opuntiae 768–770  
ornithogali 324  
pachystimae 990  
persicae 1001  
personata 342, 883  
physostegiae 1018  
pinodes 187, 945, 999, 1100  
pomi 287, 719, 1041, 1042  
pontederiae 1132  
populicola 343, 1031  
populorum 343, 1031  
prenanthis 353  
primulae 1051  
psilospora 343  
pueraricola 928  
punctiformis 1095  
pyri 343  
rabiei 187  
ribis 343, 823, 881  
rosicola 343, 1052  
rosigena 1052  
rubi 343, 754, 832, 1046  
sapindii 1076  
sarraceniae 773, 1024  
sentina 719, 1005  
sequoiae 187, 1067  
serrulata 994  
smilacicola 1072  
solani 923  
staphylina 1088  
stigmia-platani 1025  
taxi 1142  
tecomae 1115  
thalictri 958  
tulipiferae 1117  
tussilaginis 810  
ulmi 844  
Mycosphaerella sp. 715, 740, 797, 843,  
856, 860, 878, 894, 919, 943, 998,  
1038, 1139  
Mycosyrinx 585  
cissi 802  
osmundae 585, 856  
Mycovellosiella concors 313  
Myocentrospora sp. 850  
Myriangiaceae 54  
Myrianginella sabaleos 994  
Myriangium tuberculans 1007  
Myrioconium comitatum 1137  
Myriogenospora 187  
atramentosa 187  
paspali 933  
Myrobalan Asteroid Spot 1027  
Myrobalan Mottle 1027  
Myrothecium 343, 498  
roridum 343, 498, 718, 730, 796,  
830, 833, 848, 862, 868, 877, 905,  
912, 915, 940, 976, 995, 1010,  
1074, 1078, 1080, 1091, 1110,  
1115, 1133  
Myrothecium sp. 498, 751, 1112  
Myrovellosiella concors 219  
Myrtle (Myrtus) 974  
Mystrosporium 187  
adustum 188, 918

- Myxosporium 188  
  corticola 719, 1005  
  diedickei 188, 972  
  everhartii 188  
  nitidum 188, 836  
Myxosporium spp. 1117
- Naccobus 403  
  aberrans 404  
  batatiformis 404, 867, 934, 1091  
  dorsalis 404
- Nacobbodera 404  
  chitwoodi 404, 861, 1084
- Nacobbus  
  batatiformis 748, 767, 769, 782
- Naemacyclus niveus 380
- Naevia oxycocci 818
- Nailhead Spot 305
- Nanavirus 73
- Nandina 974  
  Leaf Spot 312  
  Mosaic 974  
  Mosaic Potexvirus 642  
  Stem Pitting 974
- Napicladium prosopodium 962
- Narcissus  
  Basal Rot 482  
  Chocolate Spot 642, 975  
  Fire 209, 211  
  Flower Streak 642, 975  
  Leaf Scorch 301  
  Mosaic 975  
  Mosaic Potexvirus 642  
  Smoulder 524, 525  
  White Mold 355  
  White Streak 642  
  Yellow Stripe 975  
  Yellow Stripe Potyvirus 643
- Narcissus (Daffodil, Jonquil) 974
- Nasturtium  
  (Tropaeolum) 975  
  Mosaic Potyvirus 643
- Near  
  Wilt 691
- Neck Rot 113
- Necrotic Spot 1003
- Necrovirus 73
- Nectarine (*Prunus persica* var. *nectarina*) 976
- Nectria 251  
  (Hypomyces) 183  
  balsameae 860  
  Beech Bark Canker 251  
  bulbicola 987  
  Canker 217, 253, 261  
  cinnabarina 251, 708, 714, 715, 719, 723, 725, 731, 751, 756, 759, 762, 772, 816, 823, 842–844, 858, 879, 881, 900, 905, 906, 910, 923, 927, 942, 953, 963, 965, 969, 972, 998, 1000, 1005, 1017, 1031, 1052, 1077, 1096, 1139  
  coccinea 708, 709, 731, 751, 762, 772, 795, 843, 844, 904, 953  
  coccinea var. *faginata* 251, 747  
  desmazierii 252  
  ditissima 252, 704, 823  
  fuckeliana 252, 860  
  galligena 252, 709, 719, 747, 751, 837, 902, 909, 953, 980, 1005, 1031, 1041, 1096, 1118, 1130  
  haematococca 852, 1011, 1012  
  ipomoeae 183  
  magnoliae 253, 948  
  Nectria sp. 792, 908, 948, 972, 1064, 1099, 1117  
  Nectria spp. 939, 1020, 1130  
  Nectriaceae 55  
  Nectrioidaceae 63
- Needle  
  and Cone Rust 553  
  Blight 176, 187, 195, 196, 199, 200, 207, 208, 214, 379, 380  
  Blister Rust 538  
  Cast 178, 185, 376–381  
  Cast and Blight 380  
  Cast or Blight 379  
  Curl 1021

- Rust 536, 555  
Spot 380
- Needle Blight 196
- Nematanthus 976
- Nematicide 11
- Nematodes 1164
- Nematospora 498  
coryli 498, 804, 895, 1012, 1030,  
1079, 1112  
phaseoli 498, 744
- Nematostoma 344  
artemisiae 728  
occidentalis 344
- Nemesia 976
- Nemesia Ring Necrosis Tymovirus  
1123, 1124
- Nemophila (Baby Blue-Eyes) 976
- Neocosmospora vasinfecta 1079
- Neofabraea 253  
malicorticis 718, 816, 1004, 1041  
perennans 253, 719, 1005, 1041
- Neolentini lepidus 492, 930
- Neopeckia 188  
coulteri 188, 1019, 1083, 1142
- Neottiospora 344  
yuccifolia 344, 1142
- Neovossia 585  
iowensis 585
- Nephthytis 977
- Nepovirus 73
- Nerine (Guernsey-Lily) 977
- Nettle (Urtica, Urtica) 977
- Neurospora 499  
sitophila 499, 1006
- New York Apple Tree Canker 508, 509
- New Zealand Flax (Phormium  
tenax) 977
- New Zealand Spinach (Tetragonia) 977
- Nicotiana  
tobacum 978
- Nicotiana (Flowering Tobacco) 977
- Nicrosphaeria  
alni 1039
- Night-Blooming Cereus (Hylo-  
cereus) 978
- Nightshade  
Silverleaf (Solanum elaeagnifoli-  
um) 978
- Nightshade, Hairy And Climbing  
(Solanum sarachoides, S. dulca-  
mara) 978
- Nigra Loose Smut 589
- Nigrospora 499  
Cob Rot 499  
oryzae 499, 815, 1112  
sorghii 813
- Ninebark (Physocarpus) 979
- Nitrogen Deficiency 430
- Nitrogen Excess 430
- Nitrothal-Isopropyl 23
- NO<sub>2</sub> 956
- Nocardia 292  
vaccinii 292
- Northern Corn Leaf Blight 180
- Northern Root-Knob Nematode 402
- Northwestern Apple Anthracnose 96
- Nostoc commune 824
- Nothanguina 404
- Nothanguina (orrina) phyllobia 404
- Nothanguina phyllobia 978
- Nothophacidium  
abietinellum 196
- Nothoscordum  
Mosaic 713, 979  
Mosaic Potyvirus 643
- Nothoscordum (False Garlic) 979
- Nucleorhabdovirus 73
- Nuda Loose Smut 591
- Nummularia 254  
Nummularia discreta 254
- Nummularia discreta 714, 719, 816,  
970, 1005
- Nursery Blight 197, 599
- Nut Rot 462
- Nutsedge (Cyperus rotunders) 979
- Nymphoides (Floating-Heart) 979

- Nyssopsora 555  
Nyssopsora clavellosa 555, 725
- O<sub>3</sub> 956
- Oak  
  Anthracnose 84, 90  
  Bark Patch 224  
  Leaf Blister 295  
  Leaf Spot 343  
  Powdery Mildew 441, 444  
  Ringspot 981  
  Ringspot Virus 643  
  Sheathoid Nematode 395  
  Wilt 682
- Oak (Quercus) 979
- Oat  
  Blue Dwarf Marafivirus 643  
  Cyst Nematode 396  
  Golden Stripe Furovirus 643  
  Mosaic Bymovirus 644
- Ocotillo, Coach-Whip, Candlewood  
  (Fouquieria) 982
- Odontoglossum Ring Spot 987
- Odontoglossum Ringspot  
  Tobamovirus 644
- Oedema 430, 750, 768, 770, 871, 1010,  
  1111
- Oenothera (Evening-Primrose) 982
- Ohia (Metrosideros spp.); also Eugenia,  
  Syzgium and Psidium spp. in Myr-  
  taceae Family 983
- Oidiopsis taurica 962, 985, 1111
- Oidium 446  
  araliacearum 446, 920  
  begoniae 446, 750  
  caricae 995  
  dianthi 446, 780  
  erysipheoides 717  
  erysipheoides var. crotalariae 819  
  euonymi-japonici 851  
  euonymus japonici 446  
  mangiferae 952  
  neolycopersici 1111  
  obductum 447, 1025  
  pyrinum 447, 817  
  tingitaninum 447, 804
- Oidium sp. 447, 448, 703, 707, 740,  
  750, 780, 804, 959, 973, 978, 1015,  
  1029, 1035, 1074, 1096, 1111, 1113,  
  1114
- Okra  
  (Hibiscus esculentus) 983
- Oleander  
  (Nerium) 983  
  Bacterial Gall 119  
  Scab 601
- Oleocellosis 804
- Oligoporus placentus 930
- Olive  
  (Olea) 984  
  Knot 119  
  Leaf Spot 320
- Olpidium 499  
  brassicae 499, 888, 1082, 1094
- Omphalia 499  
  pigmentata 500, 991  
  tralucida 500, 991
- Omphalia sp. 819
- Oncidium Ring Spot 987
- Oncoba 984
- Onion  
  (Allium cepa) 984  
  Bulb Rot 113  
  Dowry Mildew 277  
  Smudge 468  
  Smut 588  
  Yellow Dwarf 986  
  Yellow Dwarf Potyvirus 644  
  Yellow Dwarf, Leak Yellow Stripe,  
  Garlic Common Latent 869  
  Yellow Spot 986
- Onosmodium (Marbleseed) 986
- Onygenaceae 53
- Oomycota 48
- Oospora  
  (Geotrichum) 500  
  citri-aurantii 500, 804  
  lacti 500

- lactis 1112  
 pustulans 1035  
 Oospora sp. 721, 859  
 Ophiobolus  
   graminis 888  
 Ophiobolus sp. 786  
 Ophiodothella 344  
   fici 859  
   vaccinii 344, 853, 912  
 Ophiodothis alnea 709  
 Ophionectria  
   balsamea 254  
   scolecospora 255, 861  
 Ophionectria (Scoleconectria) 254  
 Ophiosphaerella 500  
   agrostis 886, 888  
   herpotricha 888  
   korrae 888  
   narmari 888  
 Ophiosphaerella sp. 500  
 Ophiostoma  
   (Ceratocystis) 682  
   novo-ulmi 683  
   ulmi 683  
   wageneri 466  
 Ophiostoma sp. 1021  
 Oplismenus (Basket-grass) 986  
 Opuntia  
   Sammons 770  
   Sammons' Tobamovirus 644  
 Orange 986  
 Orange Rust 545, 546  
 Orchid  
   (Cattleya) Blossom Brown Necrotic  
     Streak 644  
   (Cattleya) Mosaic Potexvirus 645  
   (Cymbidium) Mosaic  
     Potexvirus 645  
   (Odontoglossum) Ring Spot  
     Tobamovirus 645  
   (Oncidium) Ring Spot 645  
   (Vanda) Ring Spot 645  
   Anthracnose 87  
   Anthracnose Leaf Spot 92  
   Brown Rot 113  
   Fleck 987  
   Fleck Rhabdovirus 644  
   Orchids (Dendrobium) 986  
   Orchids (Imported Species) 987  
   Orchids (Native Species) 988  
   Oregano, Sweet Marjoram (Orig-  
     anum) 988  
   Ormathodium fici 859  
   Ornithogalum  
     Mosaic 707, 778, 868, 913, 1066,  
       1089  
     Mosaic Potyvirus 646  
   Orobanche  
     ludoviciana 223, 1110  
     racemosa 1110  
     ramosa 223, 789, 809, 812, 846,  
       848, 869, 872, 899, 959, 1032,  
       1070, 1124  
   Orobanche sp. 1092  
   Oryzavirus 73  
   Osage-Orange  
     (Maclura) 988  
   Osier, Basket-Willow (Salix) 988  
   Osoberry (Osmaronia) 989  
   Ourmiavirus 73  
   Ovularia 344  
     aristolochiae 344, 840  
     asperifolii var. lappulae 929  
     asteris 734  
     bulbigera 765, 1063  
     bullata 1088  
     decipiens 1044  
     delphinii 829  
     edwiniae 922  
     hughesiana 727  
     isarioides 1088  
     lupinicola 945  
     maclurae 988  
     nymphaearum 1132  
     pulchella 344, 886  
     pyrolae 1040  
     virgaureae 734  
   Ovularia sp. 1100

- Ovulariopsis sp. 945  
 Ovulinia 188  
     azaleae 188, 737, 971, 1048  
 Owls Clover (*Orthocarpus*) 989  
 Oxadixyl 23  
 Oxalis (Wood-Sorrel) 989  
 Oxycarboxin 23  
 Oxydendron (Sourwood, Sorrel-  
     Tree) 989  
 Oxygen Deficiency, Asphyxiation 431  
 Oxytetracycline Hydroxide 27  
 Oyster Mushroom (*Pleurotus ostrea-*  
     *tus*) 990  
 Ozone Injury 720, 744, 1021, 1034  
  
 Pachistima 990  
 Pachysandra (Japanese-Spurge) 990  
 Pachysandra Leaf 216, 217  
 Pacific Dagger Nematode 412  
 Pacific Wax Myrtle (*Myrica californi-*  
     *ca*) 990  
 Paecilomyces 501  
     *buxi* 501, 760  
 Paintbrush Blister Rust 540  
 Painted Cup, Indian Paintbrush (*Castille-*  
     *ja*) 990  
 Pale Leaf Spot 354, 355  
 Palm  
     Areca (*Chrysalidocarpus*) 991  
     Bud Rot 512  
     Coconut (*Cocos*) 991  
     Date (Phoenix) 991  
     Fishtail (*Caryota*) 992  
     Forster Sentry (Sentry Palm) *Kentia*  
         (*Howeia*) 992  
     Leaf Spot 345, 346  
     Mosaic 993  
     Mosaic Potyvirus 646  
     Pindo (*Butia*) 992  
     Queen, Plumy Coconut (*Arecas-*  
         *trum*) 992  
     Rhapsis (*Rhapsis*) 993  
     Royal (*Roystonea*) 993  
     Sugar (Arenga) 993  
     Washington (*Washingtonia*) 993  
 Palm (Chamaedorea) 991  
 Palmetto, Cabbage Palm (*Sabal*) 994  
 Paloverde (*Cercidium*) 994  
 Pampas Grass (*Cordaderia*) 994  
 Panagrolaimus subelongatus 1003  
 Pandanus (Screw Pine) 994  
 Panicum  
     Mosaic 889, 1060  
     Mosaic Sobemovirus 646  
 Pansy  
     Scab 601  
 Pansy (*Viola tricolor*) 994  
 Pantoea  
     agglomerans 985  
     ananatis 111, 789, 985  
     herbicola 111  
     stewartii 111  
 Papaya  
     (*Carica*) 995  
     Mosaic 996  
     Mosaic Potexvirus 646  
     Ring Spot 961, 1134  
     Ringspot 996  
     Ringspot Potyvirus 646  
 Papery Leaf 875  
 Papularia odorae 730  
 Papularia sphaerosperma 730  
 Papulospora sp. 756  
 Paralongidorus sylphus 399, 964  
 Paratrichodorus  
     allius 409  
     christiei 409, 738, 787, 804, 817,  
         883, 887, 985  
     obtusa 887  
     pachydermus 410, 826  
 Paratylenchus 404  
     (*Gracilacus*) anceps 772  
     anceps 404  
     dianthus 404, 780  
     elachistus 404, 758  
     epacris 404  
     hamatus 404, 787, 859, 883

- macrohallus 405, 964
- micoletzkyi 405, 956
- penetrans 405, 1074
- projectus 405, 787, 887, 996, 1084
- Paratylenchus sp. 1008
- Paratylenchus spp. 1053
- Parkinsonia 996
- Parodiella
  - perisporioides 837, 1103
- Parrotfeather (Myriophyllum) 996
- Parsley (Petroselinum) 996
- Parsnip (Pastinaca) 997
- Partridge-Berry (Mitchella) 997
- Passiflora Latent 998
- Passion Flower (Passiflora) 997
- Patellariaceae 57
- Paulownia (Princess-Tree) 998
- Pawpaw (Asimina) 998
- Pea
  - Anthracnose 89, 92
  - Blight 187
  - Cyst Nematode 397
  - Downy Mildew 279
  - Enation Mosaic 795, 1000
  - Enation Mosaic Enamovirus 646
  - Mosaic 1000, 1101
  - Mosaic Potyvirus 647
  - Mottle 647, 1000
  - Root Rot 457
  - Rust 570
  - Scab 572, 573
  - Seedborne Mosaic 1121
  - Streak 795, 1000
  - Streak Carlavirus 647
  - Stunt 1000
  - Wilt 647, 691, 1000
- Pea (Pisum) 998
- Pea-Tree (Caragana) 1007
- Peach
  - Asteroid Spot 647, 1002
  - Calico 647, 1002
  - Dwarf 648, 1002
  - Golden Net 648, 1002
  - Latent Mosaic Viroid 976, 1002
  - Leaf Curl 296
  - Little Peach 648, 1002
  - Mildew 451
  - Mosaic 648, 711, 724, 976, 1002, 1027
  - Mottle 648, 1002
  - Necrotic Leaf Spot 648, 1002
  - Phony 724
  - Phony Disease 649, 1002
  - Red Suture 649, 1002
  - Ring Spot 711, 724, 799, 1002
  - Ring Spot Ilarvirus 649
  - Rosette 649, 711, 724, 955, 1002, 1027
  - Rosette Mosaic 757, 884, 1002
  - Rosette Mosaic Nepovirus 649
  - Rust 568
  - Scab 571
  - Shoot Blight 168, 169
  - Stubby Twig 650, 1002
  - Wart 650, 1002
  - Western X-Disease 132, 792, 1092
  - X-Disease 132, 792, 798, 976, 1000
  - Yellow Bud Mosaic 711, 724, 1002
  - Yellow Bud = Tomato Ringspot Nepovirus 650
  - Yellow Leaf Roll 133, 792, 1002
  - Yellows 133, 711, 724, 976, 1002, 1027
- Peach (Prunus persica) 1000
- Peacock Spot 320
- Peanut
  - Early Leaf Spot 310
  - Leaf Spot 312, 314, 340
  - Mottle 745, 831, 889, 945, 1004
  - Mottle Potyvirus 650
  - Rust 559
  - Stunt 745, 808, 1004
  - Stunt Cucumovirus 650
  - Top Paralysis 1004
  - Top Paralysis Potyvirus 650
- Peanut (Arachis) 1003
- Pear
  - Bark Measles 1006



- Decline 1006  
 Decline Phytoplasma 650  
 Latent 1006  
 Leaf Blight 177, 178  
 Leaf Curl 1006  
 Leaf Spot 343  
 Ring-Pattern Mosaic 1006  
 Scab 578  
 Stony Pit 651, 1006  
 Vein Yellows/Red Mottle 1006  
 Pear (*Pyrus*) 1004  
 Pecan  
   Anthraxnose 599  
   Brown Leaf Spot 312, 314  
   Downy Spot 341  
   Leaf Blotch 221  
   Liver Spot 328  
   Scab 571  
   Vein Spot 328  
 Pecan (*Carya illinoensis*) 1007  
 Pedicel Necrosis 1053  
 Pelargonium  
   Flower Break 871  
   Flower Break Carmovirus and  
   Pelargonium Line Pattern Car-  
   movirus 651  
   Leaf Curl 871  
   Line Pattern 871  
   Rust 564  
 Pellicularia 190, 501  
   *filamentosa* 191, 745, 783, 842,  
   888, 901, 905, 911, 920, 928, 999,  
   1007, 1079, 1118  
   *filamentosa* f. sp. *microsclerotia* 192  
   *filamentosa* f. sp. *sasakii* 192, 885  
   *filamentosa* f. sp. *timsii* 192  
   *koleroga* 193, 718, 738, 753, 766,  
   780, 795, 803, 816, 823, 836, 842,  
   849, 850, 858, 879, 881, 882, 891,  
   892, 901, 904, 907, 917, 931, 936,  
   968, 991, 1004, 1007, 1013, 1014,  
   1024, 1026, 1030, 1038, 1041,  
   1052, 1075, 1099, 1118, 1125,  
   1128  
   *microsclerotia* 858  
   *rolfsii* 192  
   *solani* 948  
 Penconazole 23  
 Pencycuron 23  
 Penicillium 195, 255, 502  
   *aurantiogriseum* 503  
   *bacillosporium* 750  
   *digitatum* 503, 804  
   Disease 255  
   Dry Rot 503  
   *expansum* 503, 737, 792, 853, 1014,  
   1030, 1041  
   *funiculosum* 876  
   *gladioli* 503, 865, 876, 1065, 1109  
   *hirsutum* 911  
   *italicum* 503, 804  
   *martensii* 732  
   *oxalicum* 195, 813, 885  
   *roseum* 503, 804, 992  
   *vermoeseni* 255, 503, 991–993  
 Penicillium sp. 195, 732, 775, 782,  
   819, 1002, 1003, 1012, 1102  
 Penicillium spp. 721, 749, 818, 884,  
   913, 918, 938, 960, 975, 986, 1006,  
   1035, 1093, 1116  
 Peniophora 503  
   *luna* 504  
   *polygonia* 472  
   *sanguinea* 797  
 Pennisetum 1008  
 Penstemon (Beard-Tongue) 1009  
 Peony  
   Anthraxnose 90  
   Botrytis Blight 160  
   Leaf Blotch 219  
   Leaf Curl 651  
   Ring Spot 1010  
   Ring Spot = Tobacco Rattle  
   Tobravirus 651  
 Peony (*Paeonia*) 1009  
 Peperomia 1010  
   Ring Spot 651  
 Pepino Mosaic 1113

- Pepper  
 Anthracnose 90, 93  
 Golden Mosaic 1080, 1113  
 Leaf Spot 311  
 Mild Mottle 1012  
 Mild Mottle Tobamovirus 651  
 Mild Tigre 1012  
 Mild Tigre' Bigeminivirus and Pepper  
 Texas Bigeminivirus 652  
 Mottle 1012  
 Mottle Potyvirus 652  
 Spot 120  
 Strain of Alfalfa Mosaic 652, 1012  
 Texas 1012  
 Vein Banding Mosaic 652  
 Vein-Banding Mosaic 1012  
 Vine, Cissus (*Ampelopsis arborea*)  
 1013  
 Pepper (*Capsicum*) 1011  
 Pepper-Grass, Garden Cress (*Lepidium*)  
 1013  
 Peppermint  
 Root 483  
 Perennial  
 Canker 253, 254, 266, 267  
 Perenniporia  
 fraxinophila 479  
 subacida 518  
 Periconia maculans 374  
 Peridermium 555  
 bethelii 555, 965  
 ornamentale 555, 862  
 rugosum 555, 862  
 stalactiforme 544  
 weirii 1022  
 Periwinkle, Madagascar (*Catharanthus*)  
 1013  
 Peronosclerospora sorghi 277, 813, 924  
 Peronospora 276  
 antirrhini 277, 1074  
 arborescens 277, 1037  
 arthuri 277, 805, 869, 878, 982  
 calotheca 867, 912  
 candida 1051  
 claytoniae 806  
 corydalis 814  
 cynoglossi 825  
 destructor 277, 798, 985, 1069,  
 1126  
 dianthicola 277, 780  
 digitalidis 864  
 dipsaci 1106  
 echinospermi 929  
 effusa 277, 1082  
 farinosa 278, 1061  
 farinosa f. sp. spinaciae 1082  
 ficariae 829, 1044, 1114  
 fragariae 278, 1092  
 giliae 873  
 grisea 278, 1124  
 hydrophylli 914  
 lamii 809, 1058  
 lepidii 1013  
 leptosperma 278, 728, 1059  
 linariae 278, 939  
 lophanthi 278, 707  
 manshurica 278, 1078  
 myosotidis 278, 863, 929  
 oxybaphi 278, 710, 1062, 1121  
 parasitica 278, 724, 730, 767, 777,  
 795, 796, 806, 839, 900, 911, 973,  
 1043, 1091, 1098, 1119, 1129,  
 1138  
 phlogina 1016  
 pisi 279  
 potentillae 279, 708, 832, 873, 966,  
 1036  
 radii 279, 955  
 rubi 279, 754, 832, 1045  
 rumicis 279, 1050  
 schachtii 279, 748, 1104  
 seymourii 912  
 silenes 1070  
 sordida 860, 972  
 sorghi 279  
 sparsa 279, 1052, color plates 15, 16  
 statices 279, 1090  
 swinglei 1058

- tabacina 279, 841, 977, 978, 1011, 1110  
trifoliorum 279, 945, 1100  
viciae 999  
violae 995  
whippleae 1135  
Peronospora sp. 839, 873, 961  
Peronosporaceae 50  
Peronospora dicentrae 840  
Persimmon  
  Wilt 681, 682  
Persimmon (Diospyros) 1013  
Pestalopezia  
  brunneo-pruinosa 1060  
  rhododendri 1049  
Pestalotia 195, 300, 345, 380, 504, 1007  
  aquatica 345, 728, 1024  
  aucubae 345, 736  
  castagnei 941  
  cibotii 857  
  clavata 1072  
  cliftoniae 345, 764  
  coccolobae 808  
  cryptomeriae 820  
  cycadis 824  
  decolorata 974  
  funerea 195, 345, 726, 739, 790, 820, 825, 924, 1024, 1067  
  guepini 345, 1047, 1106  
  hartigii 195  
  kalmicola 971  
  langloisii 868  
  leucothoës 345, 935  
  longisetula 504, 1094  
  macrotricha 345, 1048  
  micheneri 726  
  microspora 380  
  oenotherae 982  
  palmarum 345, 991, 993, 994  
  polychaeta 762  
  quepini 775  
  rhododendri 345  
  scirrofaciens 1063  
  sphaerelloides 902  
  swieteniae 949  
  uvicola 1007, 1008  
  vaccinicola 853  
  vaccinii 818, 912, 947  
Pestalotia sp. 195, 300, 756, 775, 884, 944, 991, 1014, 1017, 1018  
Pestalotia spp. 720, 736, 738, 1047  
Pestalotiopsis  
  aquatica 345  
  funerea 195, 345  
  leucothoës 345  
  maculans 345  
  microspora 1113  
  palmarum 346  
  quepini var. macrotricha 346  
  sydowiana 346  
Pestalotiopsis spp. 891  
Pestaloziella 346  
  subsessilis 324, 346, 872  
  yuccae 1143  
Pesticide 11  
Pestuloria  
  funerea 1142  
Pestuloria sp. 1142  
Petal Blight 183, 188  
Petalostemon (Prairie-Clover) 1014  
Petasites (Butter-Bur) 1015  
Petiole Rot 707  
Petunia 1015  
Petunia Vein-Clearing 1015  
Pezicula 96, 255  
  carpinea 255, 909  
  corticola 255  
  livida 239  
  malicorticis 96, 254  
  pruinosa 255, 714  
Pezizaceae 57  
Pezizella  
  lythri 1093  
  oenotherae 754, 832, 850, 944, 947, 954, 958, 966, 982, 1009, 1046, 1052, 1070, 1073, 1096, 1138  
Pezizella (Allophylaria) 346

- Pezizella (Discohainesia) oenotherae 347  
 Phacidiaceae 56  
 Phacidiella 255  
   coniferarum 256  
 Phacidiopycnis  
   boycei 256  
   piri 256, 1006  
   pseudotsugae 898  
   washingtonensis 719, 721, 816, 1006  
 Phacidium 195, 347  
   abietinellum 195, 860  
   balsameae 196, 860  
   convexum 1019  
   curtisii 347, 904, 917  
   infestans 196, 726, 838, 860, 1019, 1083  
   sphaerodiseum 917  
 Phaciopycnis pseudotsugae 838  
 Phaelous schweinitzii 930  
 Phaeoacremonium 196, 504  
   aleophilum 504, 883  
   chlamydosporum 196, 504, 883  
   inflatipes 504, 883  
   mortoniae 731  
   viticola 883  
 Phaeocryptopus  
   gaeumannii 375, 838  
 Phaeocryptopus (Adelopus) 375  
 Phaeoisariopsis  
   griseda 334  
   personata 314, 315  
   robiniae 326  
 Phaeolus schweinitzii 515  
 Phaeoseptoria sp. 886  
 Phaeosphaerella rhamni 763, 809  
 Phaeosphaeria 347  
   maydis 347, 813  
 Phaeotrichoconis 347  
   crotalariae 347, 991–993  
 Phakopsora 555  
   cherimoliae 555, 791  
   jatrophicola 555, 922  
   pachyrhizi 556, 745, 746, 750, 928, 1079  
   zizyphi-vulgaris 556, 924  
 Phellinus  
   everhartii 479  
   gilvus 515  
   ingiarius 479  
   laevigatus 518  
   pini 479  
   robiniae 480  
   robustus 480  
   weirii 518  
 Phialophora 196, 504, 692  
   cinerescens 781  
   graminicola 196, 885  
   gregata 464, 692, 795  
   malorum 504, 721, 1006  
 Philibertia 1016  
 Philodendron 1016  
 Phlebia 504  
   chrysocrea 504, 981  
 Phloem Necrosis 133, 800, 844  
 Phloeospora 196, 347  
   aceris 348  
   adusta 196, 806  
   ampelopsidis 715, 920, 1128  
   anemones 716  
   asiminae 998  
   bigeloviae 1042  
   celtidis 892  
   idahoensis 889  
   multimaculans 1025  
   osmorhizae 1103  
   pteleae 909  
   robiniae 942  
   salicifoliae 1082  
   vagnerae 1077  
 Phloeospora multimaculans 1130  
 Phlox 1016  
   Mildew 442  
   Streak 652  
 Phlyctema 96, 348  
   ficuum 348, 859

- tiliae 939  
vagabunda 96  
Phoenix-Tree (*Firmiana simplex*) 1017  
Pholiota 505  
    adiposa 505, 710, 721, 939, 954,  
        1031  
    destruens 1031  
Pholiota spp. 1137  
Phoma 137, 197, 221, 348, 380, 505  
    ailanthi 708  
    anethi 834  
    antennariae 852  
    apiicola 505, 787  
    arachidicola 221, 1003  
    asclepiadea 766  
    asparagi 732  
    betae 505, 749  
    chrysanthemi 154  
    conidiogena 197, 760  
    cydoniae 1041  
    destructiva 505, 1012, 1112  
    diospyri 1014  
    erysiphoides 877  
    eupyrena 380, 838, 860  
    exigua 307, 349, 815, 914, 934,  
        1006, 1060  
    Fruit Spot 287  
    fumosa 197  
    glomerata 197  
    herbarum 708  
    hieracii 894  
    lingam 137, 767, 777, 795, 1043,  
        1098, 1119  
    lupini 945  
    lycopersici 307  
    macdonaldii 197, 506, 1097  
    mali 1006, 1041  
    mammillariae 769  
    mariae 197, 907  
    menthae 964  
    palmicola 993  
    persicae 1001  
    piceina 197  
    Root Rot 505  
    Rot 505  
    sclerotioides 197, 959  
    strobiligena 197  
    subvelata 882, 1087  
    terrestris 506, 518, 745, 813  
    thermopsidicola 1107  
    tuberosa 1035  
    weigeliae 1135  
    Wilt 137  
Phoma sp. 292, 348, 506, 732, 756,  
    765, 774, 811, 829, 844, 922, 945,  
    997, 999, 1003, 1038, 1042, 1044,  
    1079, 1112, 1126  
Phoma spp. 721, 884  
Phomopsis 197, 256, 348, 506, 692  
    acerina 953  
    alnea 256, 709  
    ambigua 197, 1004  
    amygdali 256, 506, 711  
    arnoldia 842  
    Blight 173, 198  
    boycei 256, 860  
    buddleiae 764  
    callistephi 734  
    Canker 256, 257  
    cinerescens 859  
    dichenii 997  
    diospyri 197  
    discolor 256  
    Disease 256  
    elaeagni 256, 842  
    fokoyae 860  
    gardeniae 256, 868  
    japonica 197, 927  
    juniperovora 197, 726, 789, 790,  
        825, 924, 1068  
    kalmiae 198, 971  
    ligustri-vulgaris 1038  
    lirella 257, 1126  
    lokoyae 257, 838  
    longicolla 198, 816  
    macrospora 1031  
    mali 257, 506, 721  
    montanensis 860

- oblonga 198, 844  
 obscurans 172, 198, 1092, 1094  
 occulta 198, 726, 1083, 1084, 1108  
 padina 257, 792  
 phoenicola 992  
 pseudotsugae 930  
 rhododendri 1049  
 salicina 1137  
 sarothamni 762  
 sojaj 1079  
 Stem End Rot 474  
 tuberivora 1035  
 vaccinii 198, 506, 756, 757  
 vexans 198, 841  
 viticola 348, 883
- Phomopsis sp. 257, 292, 506, 692, 737,  
 738, 747, 754, 762, 775, 794, 812,  
 818, 822, 844, 852, 864, 866, 902,  
 904, 915, 922, 949, 951, 953, 969,  
 994, 1001, 1024, 1038, 1048, 1113,  
 1125
- Phoradendron  
 (True Mistletoe) 369  
 californicum 369, 704, 819, 962,  
 994, 996, 1073, 1088  
 densum 925  
 juniperinum 369, 916, 925  
 libocedri 369  
 pauciflorum 861  
 serotinum 369  
 serotinum (flavescens) 709, 720,  
 752, 762, 777, 831, 838, 844, 892,  
 895, 900, 902, 907, 910, 939, 942,  
 954, 962, 981, 1005, 1008, 1014,  
 1025, 1026, 1028, 1031, 1064,  
 1076, 1077, 1081, 1099, 1115,  
 1118, 1131, 1137  
 serotinum flavescens 731, 748, 792,  
 794, 795, 836, 842, 863  
 tomentosum 369, 844, 892,  
 962, 981  
 villosum 369, 709, 794, 910,  
 952, 981
- Phoradendron sp. 803, 825
- Phorodendron  
 serotinum (flavescens) 988  
 tomentosum 988
- Phosphorus Deficiency 431
- Photinia (Christmasberry, Toyon and Ori-  
 ental Species) 1017
- Photinia photinicola 1018
- Phragmidium 556  
 americanum 556, 1053  
 andersonii 816, 1036  
 fusiforme 556, 1053  
 horkeliae 919  
 ivesia 919  
 jonesii 919  
 montivagum 556, 1053  
 mucronatum 556, 1053, color  
 plate 2  
 rosae-arkansanae 557  
 rosae-californicae 557, 1053  
 rosae-pimpinellifoliae 1053  
 rosicola 557, 1053  
 rubi-idaei 557, 1046  
 speciosum 557, 1053  
 subcorticium 557  
 tuberculatum 557  
 violaceum 754
- Phragmodothella 257  
 ribesia 257, 823, 881
- Phragmodothis berberidis 1122
- Phragmopyxis 557  
 acuminata 557, 816
- Phycotema vagabunda 731
- Phyllachora 348  
 beaumontii 794  
 domingensis 907  
 erianthi 1028  
 flabellum 854  
 fusicarpa 839  
 graminis 348, 886  
 melanoplaca 1123  
 oxalina 989  
 punctum 986  
 sabal 994  
 simplex 1066

- sterigena 734  
swieteniae 949  
sylvatica 348, 886  
texana 704  
wittrockii 940  
Phyllachora sp. 810, 943  
Phyllactinia 448  
  angulata 448  
  corylea 448, 709, 714, 725, 731,  
    741, 748, 752–754, 759, 764, 766,  
    774, 785, 794, 795, 799, 817, 818,  
    823, 835–837, 842, 843, 845, 848,  
    880, 881, 895, 896, 901, 902, 904,  
    906, 908–910, 939, 942, 954, 966,  
    972, 981, 989, 998, 1016, 1025,  
    1037, 1041, 1046, 1053, 1064,  
    1072, 1106, 1107, 1117, 1131,  
    1137, 1139, 1141  
  elaeagni 842  
  gutata 896  
  ungulata 845  
Phyllactinia corylea 866  
Phyllody 1090  
Phyllosticta 199, 221, 349  
  adoxae 706, 973  
  ailanthi 708  
  alliariifoliae 776  
  allii 985  
  alnea 709  
  althaeina 349, 703  
  amaranthi 712  
  amicta 952  
  andromedae 1018  
  andropogonivora 349, 758  
  anemones 716  
  anemonicola 716  
  angelicae 717  
  anserinae 1036  
  antennariae 852  
  antirrhini 349, 1009, 1074  
  apicalis 1137  
  apii 787  
  aplectri 988  
  apocyni 835  
  aquilegicola 811  
  araliae 725, 900  
  arbutifolia 798  
  argyrea 842  
  aristolochiae 840  
  arnicae 727  
  asiminae 998  
  astericola 734  
  aucubae 349, 736  
  auerswaldii 760  
  azedarachis 795  
  batatas 199, 773, 1101  
  berberidis 741  
  betulinum 752  
  bixae 753  
  brassicicola 767  
  bridgesii 941  
  brunellae 1039  
  bumeliifolia 765  
  cacti 770  
  camelliae 349, 775  
  camelliaeicola 349, 775  
  caricae-papayae 995  
  carpogena 832  
  caryae 902  
  castanea 794  
  catalpae 349, 785  
  ceanothi 786  
  celastri 753  
  celtidis 892  
  cephalanthi 766  
  cercidicola 1047  
  chamaeneri 847  
  chenopodii 1082  
  chionanthi 866  
  chrysanthemi 800  
  circumscissa 350, 723, 799, 1001,  
    1026  
  cirsii 802, 1107  
  cissicola 802  
  citricola 929  
  clematidis 806  
  clethricola 807  
  concava 770

- concentrica 350, 920  
concomitans 904  
confertissima 844  
congesta 221, 1026  
convexula 1007  
cookei 350, 949  
coreopsidis 812  
cornicola 836  
coryli 896  
cotoneastri 815  
cryptomeriae 199, 820  
cucurbitacearum 821  
cucurbitarum 1086  
curtisii 765  
cyclaminicola 824  
cyclaminis 824  
cydoniae 815  
cyrillae 826  
decidua 350, 708, 725, 739, 785,  
807, 822, 825, 873, 894, 908, 911,  
929, 964, 966, 969, 1071, 1088,  
1132  
delphinii 829  
deutziae 831  
diervillae 834  
digitalis 865  
dioscoreae 1141  
discincola 864  
dispergens 832  
dodecathei 835  
dracaenae 839  
dracocephali 839  
draconis 839  
epigaeae 847  
eriobotryae 944  
erysiphoides 831  
euonymi 850  
everhartii 725, 900  
excavata 901  
eximia 894  
extensa 850  
faginea 748  
fatiscens 1132  
ferax 945  
fimbriata 948  
fraseriae 811  
fritillariae 866  
galactis 867  
gallarum 1007  
garrettii 1067  
garryae 869, 1071  
gaultheriae 1060, 1139  
gelsemii 781  
geranii 872  
ginkgo 874  
globigera 970  
glycinea 1078  
gordoniae 882  
grossulariae 823, 881  
guttulatae 989  
gymnocladi 927  
hamamelidis 350, 1139  
helleboricola var. coptidis 881  
heraclei 900  
heteromeles 1017  
hibiscina 901, 983, 1055  
hortorum 841, 1110  
humuli 908  
hydrangeae 350, 914  
hymenocallidis 951  
ilicis 350  
illinoensis 1064  
innumerabilis 714  
ipomoeae 968  
iridis 918  
juliflora 962  
kalmicola 350  
lagerstroemiae 199, 818  
lantanoides 1125  
laurocerasi 794  
lentisci 1024  
liatridis 936  
linderae 1081  
lindericola 1081  
lirodendrica 1117  
ludwigiae 944  
lupini 945  
lychnidis 946



- lycii 957  
lysimachiae 943  
macluræ 988  
maculicola 350, 839  
macunæ 1122  
magnoliæ 949  
malvavisci 951  
maxima 350, 1018  
medeolæ 916  
melanoplaca 1123  
meliae 795  
menispermicola 968  
mentzeliae 961  
micropuncta 736, 1047  
minima 350, 759, 954  
minor 1126  
mitellæ 752  
monardæ 966  
monardellæ 966  
moricola 972  
mortoni 952  
multicorniculata 199, 860  
myricæ 742, 990, 1135  
nebulosa 1070  
negundinis 759, 954  
nerii 983  
nigrescens 1127  
nyssæ 1118  
oleæ 831, 905  
opulasteris 979  
orbicula 911  
orbicularis 1086  
orobella 1100  
orontii 878  
ovalifolii 1038  
pachysandrae 990  
pallens 850  
palmetto 994  
palustris 1088  
parkinsoniæ 996  
paulowniæ 998  
paupercula 714  
penicillariæ 350, 1009  
persicæ 1001  
phaseolina 744  
phorodendri 965  
physaleos 796  
physopellæ 859  
pitcheriana 897  
pithecolobii 1024  
platani 1025  
podophylli 958  
praetervisa 939  
pruni-avium 792  
pseudocapsici 923  
pteleicola 909  
pteridis 199, 854, 855  
punctata 1125  
putrefaciens 817  
pyrolæ 1040  
pyrorum 1005  
rafinesquii 995  
raui 1059  
rhamnigena 763  
rhexiæ 958, 1048  
rhododendri 1049  
rhoiseda 1096  
richardiæ 350  
roberti 859, 1056  
robiniae 942  
rosæ 1052  
rosæ-setigeræ 1052  
ruborum 832  
rudbeckiæ 879, 1056  
saccardoi 350  
sambuci 843  
sanguinariæ 350, 755  
sapindii 1075  
sassafras 1064  
saxifragarum 1064  
serotina 792  
sojicola 351, 1078  
solani 841  
solidagnicola 880  
solitaria 221, 719, 817  
sophoræ 1077  
sorbi 970  
spinosa 1070

- staticis 1090  
 stillingiae 797  
 subeffusa 1072  
 symphoricarpi 1075  
 syriaca 1055  
 taxi 1142  
 tecomae 1115  
 tenerrima 1076  
 terminalis 904, 935  
 texensis 1124  
 tineae 1125  
 trillii 1115  
 trollii 1115  
 tuberosa 730, 766  
 typhina 786  
 vaccinii 351, 818, 853  
 verbasicola 972  
 verbesinae 1124  
 vincae-majoris 1126  
 violae 1127  
 virginiana 714, 799  
 wistariae 351, 1139  
 wyomingensis 847  
 xanthorrhizae 1141  
 zonata 817  
 Phyllosticta decidua 851  
 Phyllosticta sp. 705, 738, 742, 750,  
 756, 771, 796, 808, 809, 817, 829,  
 835, 848, 852, 854, 857, 868, 873,  
 890, 909, 911, 912, 915, 927, 936,  
 938, 955, 960, 967, 994, 998, 1003,  
 1009, 1014, 1016, 1024, 1041, 1056,  
 1057, 1063, 1075, 1085, 1090, 1103,  
 1118–1120, 1126, 1143  
 Phyllosticta spp. 754, 894, 949, 980,  
 987, 1031  
 Phyllostictina  
   carpogena 1046  
   hysterella 1142  
   pyriformis 987  
   vaccinii 756  
 Phymatotrichopsis (Phyma-  
   totrichum) 506  
 Phymatotrichopsis omnivora 506  
 Phymatotrichum 768  
   omnivora 508, 703–706, 708, 710,  
   711, 713, 714, 717, 722, 724–  
   729, 731, 734, 735, 737–739, 741,  
   745, 746, 749, 752–754, 760–762,  
   764–766, 769–771, 773, 775–777,  
   779–782, 784–786, 788, 790, 791,  
   793–795, 797, 798, 800, 802, 804,  
   806, 811, 812, 814, 815, 817–  
   823, 825–829, 831–838, 840, 842,  
   843, 845–847, 849–853, 859, 863,  
   864, 866–870, 872–874, 877–882,  
   884, 889–900, 902–917, 919–922,  
   925, 927–931, 934, 936, 937, 939,  
   941–952, 954, 960–962, 966–974,  
   978, 979, 982–984, 986, 988, 989,  
   993, 994, 996–999, 1002, 1004,  
   1006–1010, 1012–1014, 1017,  
   1018, 1021, 1024–1031, 1033,  
   1035, 1037–1040, 1043, 1044,  
   1047, 1049, 1050, 1053–1057,  
   1059, 1061, 1063–1065, 1067,  
   1068, 1070, 1071, 1073–1077,  
   1079–1085, 1087, 1090, 1091,  
   1096–1104, 1106, 1107, 1112,  
   1115, 1117, 1118, 1120–1129,  
   1131, 1133, 1135, 1137, 1139,  
   1141, 1144  
   Root Rot 506, 508  
 Physalis  
   Mosaic 890  
   Mosaic Tymovirus 652  
 Physalospora 199, 257, 508  
   (Acanthorhynchus) 455  
   abdita 952  
   corticis 258, 756  
   dracaenae 199, 839, color plate 14  
   fusca 704  
   glandicola 259, 980  
   gregaria 199, 1137  
   ilicis 350, 904, 1138  
   lepachydis 1047  
   miyabeana 259, 1136  
   mutila 508, 721

- obtusa 200, 259, 509, 708, 709, 721, 762, 770, 779, 815–817, 881, 906, 936, 944, 970, 980, 1005, 1014, 1041, 1042, 1045, 1052, 1064, 1096
- rhodina 259, 509, 721, 749, 770, 779, 839, 858, 952, 980, 1004, 1056, 1118
- rhododendri 1049
- vaccini 455
- Physalospora spp. 951, 953, 987, 1014
- Physarum
- cinereum 888, 934, 1094, 1102
  - plumbeum 1102
  - polycephalum 581
- Physarum spp. 787
- Physiological 718
- Physoderma 352
- claytoniana 806
  - maydis 352, 813
- Physoderma sp. 1064
- Physopella
- (Angiopsora) 557
  - ampelopsidis 558, 884
  - compressa 558
- Physostegia (False Dragonhead) 1018
- Phythiogeton autossytum 786
- Phytophthora 200, 259, 279, 352, 509, 692, 748
- Blight 200
- cactorum 200, 259, 509, 692, 711, 721, 723, 737, 747, 751, 755, 757, 760, 781, 788, 792, 805, 828, 836, 837, 842, 844, 851, 861, 865, 875, 880, 892, 902, 910, 925, 927, 936, 938, 944, 946, 948, 953, 980, 987, 1000, 1002, 1006–1009, 1018, 1021, 1026, 1048–1050, 1074, 1083, 1087, 1093, 1101, 1112, 1116, 1119, 1127, 1131, 1134
- cambivora 953, 1018, 1048, 1049
- capsici 200, 509, 703, 743–745, 822, 1011, 1036, 1081, 1086, 1104, 1112, 1134
- cinnamomi 260, 509, 692, 736–738, 752, 757, 776, 786, 790, 794, 818, 825, 838, 855, 861, 896, 901, 917, 925, 930, 942, 947, 952, 953, 971, 980, 981, 1006, 1021, 1025, 1049, 1083, 1084, 1118, 1121, 1123, 1126, 1131, 1136, 1142
- citricola 510, 736, 737, 861, 898, 938, 1021, 1049
- citrophthora 200, 510, 711, 723, 737, 760, 792, 804, 907, 925, 1000, 1006, 1009, 1049, 1067, 1134
- colocasiae 510, 875
- cryptogea 511, 706, 734, 749, 872, 877, 878, 915, 925, 934, 956, 996, 1002, 1035, 1059, 1074, 1084, 1091, 1097, 1112, 1131, 1144
- cryptogea var. richardiae 511, 774
- drechsleri 511, 749, 861, 872, 1035, 1058, 1112
- dreschleri 742, 754, 811, 892, 925, 939, 1021, 1059, 1084
- erythroseptica 201, 511, 774, 1035, 1046, 1136
- europa 981
- foliarum 737
- fragariae 511, 1093
- gymnocarpa 1140
- hedraiandra 1048
- hibernalis 1049
- ilicis 201, 903
- infestans 201, 841, 923, 977, 978, 1015, 1033, 1110, color plate 9
- inflata 844, 1049
- insolita 1049
- ipomoeae 968
- lateralis 512, 738, 790, 925, 971, 1018, 1127, 1142
- Leaf 201
- meadii 206, 906
- medicaginis 206
- megasperma 512, 729, 732, 768, 782, 816, 905, 1002, 1082, 1091

- megasperma f. sp. *glycinea* 512,  
 1078, 1079  
 megasperma var. *sojae* 1079  
 nicotianae 206, 757, 800, 864, 1049,  
 1087, 1136  
 nicotianae var. *nicotianae* 512, 865  
 nicotianae var. *parasitica* 512, 737,  
 1010, 1015, 1029  
 palmivora 512, 736, 757, 833, 901,  
 902, 920, 952, 971, 991–993,  
 1010, 1136  
 parasitica 718, 729, 737, 759, 760,  
 770, 784, 799, 804, 836, 841,  
 866, 901, 902, 924, 938, 942, 997,  
 1011, 1015, 1035, 1050, 1055,  
 1059, 1067, 1074, 1109, 1112,  
 1123, 1127, 1143  
 parasitica var. *nicotianae* 513, 977,  
 1021  
 parasitica var. *parasitica* 206  
 phaseoli 279, 744  
 porri 513, 768  
 ramorum 352, 763, 772, 775, 783,  
 799, 809, 838, 856, 907, 910, 912,  
 941, 948, 952, 953, 980, 1018,  
 1048, 1068, 1077, 1089, 1125  
 sojae 513, 1079  
 syringae 206, 261, 513, 711, 721,  
 803, 925, 936, 1000, 1018  
 thalictri 958  
 torulosum 513  
 tropicalis 1018, 1048, 1049  
 Phytophthora sp. 707, 726, 732, 802,  
 815, 829, 913, 914, 993, 999, 1018,  
 1029, 1066, 1067, 1082, 1102  
 Phytophthora spp. 960, 1016  
 Phytoplasma 75  
 Phytoreovirus 73  
 Phytotoxic 12  
 Pick-A-Back (*Tolmiea*) 1018  
 Piedraiaceae 54  
 Pierce's Disease 883  
 Pierce's Grape Disease 130  
 Pieris (Mountain, Japanese *Andromeda*)  
 1018  
 Pigeon Pea (*Cajanus*) 1019  
 Pigeon Pea Golden Mosaic 1019  
 Pigeon Pea Golden Mosaic Bego-  
 movirus 652  
 Piggotia  
   *depressa* 717  
   *fraxini* 338  
   *negundinis* 759, 954  
   *vaccinii* 756  
 Pileolaria 558  
   *cotini-coggyriae* 558, 1073  
   *effusa* 1096  
   *patzcuarensis* 558, 1096  
 Pine  
   Branch 226  
   Brown Spot Needle Blight 215  
   Canker 227  
   Cone Rust 541, 544  
   Little Leaf 509  
   Needle Cast 379  
   Needle Rust 538  
   Sheathoid Nematode 395  
   Twig Blight 164  
 Pine (*Pinus*) 1019  
 Pine-Pine Gall Rust 545  
 Pineapple  
   (*Ananas*) 1023  
   Wilt – Associated Closterovirus 653  
   Wilt-Associated 1023  
 Pinewood Nematode 390  
 Pink Head 768  
 Pink Mold Rot 532  
 Pink Patch 471  
 Pink Root 518, 519  
 Pink Rot 526  
 Pink Snowmold 592  
 Pink Watery Rot 511  
 Pinon Blister Rust 541  
 Piperalin 23  
 Pipsissewa (*Chimaphila*) 1023  
 Piptoporus *betulinus* 515  
 Pirostoma *nyssae* 352

- Pistachio (*Pistacia*) 1024  
Pitch (Branch) Cankers 244  
Pitcher-Plant (*Sarracenia*) 1024  
Pith Necrosis 114  
*Pithecellobium* (Blackbead, Catsclaw) 1024  
*Pithomyces chartarum* 886  
*Pitoporus betulinus* 515  
Pitted Sap Rot 515, 517  
Pitting  
  Spot 1034  
*Pittosporum* 1024  
*Pittosporum* Leaf Spot 312  
*Placosphaeria* 352  
  *graminis* 353, 886  
  *haydeni* 353, 735, 880  
*Plagiostoma*  
  *asarifolia* 353, 874  
  *prenanthis* 353  
Plane Blight 228  
Plane-Tree, Sycamore (*Platanus*) (American Sycamore, *P. occidentalis*; California Sycamore, *P. racemosa*; London Plane, *P. acerifolia*; and Oriental Plane, *P. orientalis*) 1025  
*Plantago*  
  Mottle 1026  
  Mottle Tymovirus 653  
Plantain, Common (*Plantago*) 1026  
*Plasmapara*  
  *halstedii* 292  
*Plasmodiophora* 268  
  *brassicae* 268, 712, 724, 767, 777, 796, 900, 906, 911, 973, 1043, 1091, 1098, 1129  
  *brassicicola* 1119  
*Plasmodiophoraceae* 48  
*Plasmopara* 280, 292  
  *acalyphae* 280, 705  
  *australis* 965  
  *cephalophora* 1018  
  *cercidis* 1047  
  *crustosa* 280  
  *epilobii* 847  
  *geranii* 280, 872  
  *gonolobi* 280, 1062, 1127  
  *halstedii* 280, 729, 778, 788, 802, 808, 848, 851, 877, 879, 915, 919, 956, 1044, 1047, 1056, 1071, 1095, 1097, 1124  
  *lactucaeradicis* 934  
  *nivea* 280, 943, 997  
  *obducens* 915  
  *pygmaea* 281, 716, 899, 967  
  *ribicola* 881  
  *viburni* 281, 931, 1125  
  *viticola* 281, 715, 823, 883, 919, 1128  
*Platyodon* (Balloon-Flower) 1026  
*Plectospira* 513  
  *myriandra* 513, 1112  
*Plectosporium* 206  
  *tabacinum* 206, 745, 914  
*Pleiochaeta* 353  
  *setosa* 353, 870, 945  
*Plenodomus* 261, 513  
  *destruens* 513, 922, 969, 1102  
  *fuscomaculans* 261, 719  
*Pleochaeta*  
  *prosopidis* 452  
*Pleosphaerulina*  
  (*Pringsheimia*) 354  
  *sojicola* 354, 1078  
*Pleosphaerulina* sp. 871  
*Pleospora* 353, 514  
  *allii* 732  
  *compositarum* 929  
  *fructicola* 721, 1006  
  *herbarum* 353, 514, 721, 732, 734, 934, 936, 992, 1082  
  *hyalospora* 999  
  *lycopersici* 1112  
*Pleospora* sp. 803, 975, 1003, 1066  
*Pleurotus* 514  
  *ostreatus* 514, 845, 884, 904, 939, 1014, 1024  
  *serotinus* 710, 752

- similis 909  
 ulmarius 514, 721  
 Pleurotus sp. 1139  
 Pleurotus spp. 954, 1100, 1137  
 Ploioderma  
   hedgecockii 377  
   lethale 182, 378  
 Plum  
   Line Pattern 1027  
   Line Pattern = Plum American Line  
     Pattern Ilarvirus 653  
   Pockets 296  
   Pox 793, 1002  
   Rusty Blotch 1027  
   Wart 134, 136  
   White Spot 653, 1027  
   Wild (*Prunus americana*) 1028  
 Plum (Garden), Prune (*Prunus domestica*)  
   1026  
 Plumegrass (*Erianthus*) 1028  
 Plumeria (*Frangipani*) 1028  
 Pockets 1111  
 Pod 150  
 Pod and Seed Spot 373  
 Pod Spot 306, 307, 334, 351, 498  
 Podocarpus 1028  
 Podosonaera  
   pannosa 1053  
 Podosphaera 448  
   biuncinata 1139  
   clandestina 449  
   jusca 852  
   leucotricha 448, 720, 817, 1005,  
     1018, 1041  
   oxyacanthae 712, 714, 720, 723,  
     765, 792, 799, 817, 895, 906, 976,  
     1001, 1005, 1014, 1041, 1063,  
     1075, 1083, 1136  
   oxyacanthae var. tridactyla 970,  
     1027  
   pannosa 449, color plate 8  
   tridactyla 450, 711  
 Podosphaera sp. 815  
 Poinciana (*Caesalpinia*) 1028  
 Poinsettia  
   (*Euphorbia pulcherrima*) 1029  
   Mosaic 1029  
   Mosaic Tymovirus 653  
   Scab 601  
 Pointed Ends 1034  
 Poison Hemlock (*Conium*) 1029  
 Polemonium (*Jacobs-Ladder*, Greek-  
   Valerian) 1030  
 Pollaccia saliciperda 573  
 Polyporaceae 61  
 Polyporus 514  
   (*Favolus*) 477  
   abietinus Syn. *Hirshioporus abieti-*  
     *nus* 515  
   adustus 710, 1047, 1099  
   amplectrens 998  
   anceps 515  
   balsameus 515  
   betulinus 515, 752  
   dryadeus 515  
   dryophilus 773  
   farlowii 773, 972, 1137  
   gilvus 516, 752, 937, 1099  
   halesiae 893  
   hirsutus 710, 797, 874, 970, 1002,  
     1027, 1048  
   hispidus 516, 752, 972  
   lacteus 709, 874, 1002  
   lucidus 516, 1047  
   mori 477  
   mutabilis 1048  
   olaea 984  
   pargamenus 516  
   pulchellus 927  
   robiniophilus 998  
   schweinitzii 517, 1021, 1142  
   spraguei 998, 1141  
   squamosus 517  
   sulphureus 516, 710, 773, 861,  
     1106, 1131  
   texanus 962  
   tomentosus var. *circinatus* 517  
   tulipiferae 725, 874, 900

- versicolor 709–711, 772, 773, 795,  
 797, 874, 891, 895, 914, 970, 971,  
 998, 1002, 1027, 1039, 1047  
 versicolor Syn. *Coriolus versicol-*  
*or* 517  
*Polyporus* spp. 721, 726, 731, 739,  
 748, 752, 785, 790, 792, 794, 805,  
 825, 836, 838, 843, 845, 850, 861,  
 884, 892, 898, 903, 904, 907, 909,  
 910, 916, 930, 940, 942, 948, 949,  
 954, 981, 1006, 1014, 1021, 1025,  
 1031, 1064, 1068, 1084, 1096, 1100,  
 1117, 1119, 1131, 1137, 1139  
*Polyporus tomentosa* 490  
*Polystomellaceae* 54  
 Pome Fruit Spot Anthracnose 598  
 Pomegranate  
   (*Punica granatum*) 1030  
   Rot 461  
   Spot Anthracnose 601  
 Pond-Spice (*Litsea*) 1030  
*Ponderosa*  
   Pine Rust 540  
 Popcorn Disease 166  
 Poplar  
   Aspen, Cottonwood (*Populus*) 1030  
   Decline Potyvirus 653  
   Leaf Spot 337  
   Mosaic 1032  
   Mosaic Carlavirus 654  
   Rust 554  
   Yellow Leaf Blister 297  
 Poplar Decline 1032  
 Poppy (*Papaver*) 1032  
 Poppy-Mallow (*Callirhoe*) 1032  
 Pops 1003  
*Poria* 517  
   *albipellucida* 1068  
   *ambigua* 792, 793, 892  
   *carnegieae* 769  
   *cocos* 518  
   *ferrea* 896  
   *ferruginosa* 952, 1064  
   *inermis* 970  
   *isabellina* 998  
   *laevigata* 518  
   *luteoalba* 518  
   *prunicola* 518  
   *punctata* 741, 760, 989, 1096  
   *sequoiae* 1068  
   *spiculosa* 902  
   *subacida* 518, 825  
   *vaporaria* 726, 804  
   *versipora* 917, 947  
   *weirii* 518, 726, 838, 861  
*Poria* sp. 769  
*Poria* spp. 721, 731, 739, 790, 794,  
 836, 861, 884, 904, 909, 930, 941,  
 942, 949, 954, 992, 1021, 1100,  
 1131  
*Porio*  
   *ambigua* 772  
   *ferruginosa* 772  
*Portulaca* 1033  
 Postharvest Decay 472, 476, 521  
 Postharvest Rot 497  
*Postia balsamea* 517  
*Potassium Bicarbonate* 23  
 Potato  
   A Potyvirus 654  
   Acropetal Necrosis 654  
   Anthracnose 86  
   Apical Leaf Roll 133  
   Aucuba Mosaic 1035  
   Aucuba Mosaic Potexvirus 654  
   Blackleg 107  
   Bouquet Disease 654  
   Calico 654, 1035  
   Corky Ring Spot 1036  
   Crinkle 654, 1035  
   Green Dwarf 654  
   Leaf Blotch 218, 219  
   Leaf Roll 902, 1036, 1082, 1087  
   Leaf Roll Luteovirus 655  
   Leaf Rolling Mosaic 1036  
   Leaf Rolling Mosaic = Potato M  
     Carlavirus 655  
   Leaf Spot 312, 313

- Leafroll 828, 890, 934, 978, 1113, 1144  
 Mop-Top 1036  
 Mottle 655, 797  
 Purple Top 1035  
 Rot Nematode 392  
 Rugose Mosaic 655, 1015, 1036  
 S Carlavirus 655  
 Spindle Tuber 1036  
 Spindle Tuber Viroid 655, 1113  
 Vein Banding 1036  
 Vein Banding = Potato Y  
   Potyvirus 656  
 Virus A 656, 978, 1036  
 Virus M 1036  
 Virus S 1036  
 Virus X 745, 747, 819, 837, 921, 1012  
 Virus Y 978, 1012, 1121  
 Wart 293  
 Witches' Broom 656, 1036  
 X Potexvirus 656  
 Yellow Dwarf 827, 879, 1036, 1057, 1127, 1138  
 Yellow Dwarf Nucleorhabdovirus 656  
 Yellow Spot 657, 1036  
 Potato (*Solanum tuberosum*) 1033  
 Potentilla (*Cinquefoil*) 1036  
 Potexvirus 73  
 Pothos (*Epipremnum*) 1036  
 Pothos, Ivy-Arum (*Scindapsus*) 1036  
 Potyvirus 74  
 Pouts 1003  
 Powdery Mildew 441, 442, 444, 446, 448–451  
 Powdery Scab 574  
 Pratylenchus 405  
   brachyurus 405, 736, 803, 887, 1003, 1023, 1034  
   coffea 405, 775, 796, 883, 1093  
   crenatus 405  
   fallax 405, 887  
   hexincisus 405  
   minyus 405, 860, 883, 1005  
   musicola 405, 740, 859, 984, 1131  
   nannus 405, 1144  
   negelectus 405, 1034  
   penetrans 405, 720, 723, 749, 813, 855, 915, 937, 1001, 1011, 1034, 1068, 1084, 1093, 1144  
   pratensis 406, 718, 720, 744, 757, 760, 762, 767, 777, 800, 824, 829, 841, 859, 873, 880, 883, 887, 905, 914, 937, 938, 945, 949, 974, 987, 1005, 1027, 1053, 1061, 1074, 1091, 1093, 1101, 1111, 1117, 1119, 1127, 1135  
   safaenis 406, 1079  
   scribneri 406, 713, 987, 1034, 1053, 1093  
   sp. thornei 954  
   subpenetrans 406, 887  
   thornei 406, 825, 887, 976  
   vulnus 406, 711, 723, 736, 760, 792, 803, 859, 864, 883, 925, 937, 1001, 1027, 1046, 1053, 1068, 1131, 1137  
   zeae 406  
 Pratylenchus sp. 705, 707, 750, 771, 792, 820, 934, 935, 942, 981, 1010, 1016, 1036, 1063, 1101  
 Pratylenchus spp. 406  
 Premature Ripening 197  
 Prenanthes (*Rattlesnake-Root*) 1037  
 Prickly-Ash (*Xanthoxylum americanum*) 1037  
 Prickly-Poppy (*Argemone*) 1037  
 Primrose  
   Leaf Spot 355  
   Mosaic 657, 1038  
 Primrose (*Primula*) 1037  
 Privet  
   Ring Spot 657  
 Privet (*Ligustrum*) 1038  
 Prochloraz 23  
 Propamocarb 23  
 Propiconazole 23



- Propineb 23
- Prosopidium 558  
 appendiculatum 558, 1090  
 lippiae 558  
 plagiopus 558, 1105  
 transformans 558
- Protectant 11
- Protomyces 292  
 gravidus 292, 1044  
 macrosporus 292, 897
- Protomycetaceae 52
- Prune  
 (Standard) Constricting Mosaic 657  
 Constricting Mosaic 1027  
 Diamond Canker 657, 1027  
 Dwarf 793, 1027  
 Dwarf Ilarvirus 657
- Prunella (Self-Heal, Heal-All) 1039
- Pruning Disease 164
- Pruning Wound Canker 261
- Prunus  
 Black Knot 134, 136  
 Necrotic Ring Spot 793, 1002, 1054  
 Necrotic Ringspot Ilarvirus 658  
 Ring Spot 1002, 1087
- Psalliotia  
 campestris 284, 886
- Pseudeurotiaceae 53
- Pseudo Curly Top 1113
- Pseudo-peronospora  
 cubensis 965
- Pseudocercospora  
 abelmoschi 314  
 cannabina 314  
 capsellae 314  
 handelii 314  
 paederiae 1072  
 puderi 314  
 purpurea 219  
 sordida 165
- Pseudocercospora  
 albida 744  
 capsellae 315, 354, 767, 796, 973,  
 1119
- Pseudocercospora spp. 1028
- Pseudomassaria  
 sepincolaeformis 240
- Pseudomassaria (Didymella) 240
- Pseudomonadaceae 111
- Pseudomonas  
 aceris 113, 759, 953  
 acernea 953  
 adzukicola 113, 743  
 alboprecipitans 113  
 alcaligenes 877  
 alliicola 984  
 andropogonis 113, 759, 795, 807,  
 813, 1089  
 angulata 113, 890, 977  
 asplenii 114, 854  
 avenae 114, 813  
 berberidis 114, 741  
 caryophylli 114, 780, 1089  
 cattleyae 114, 987  
 cepacia 114, 984  
 cichorii 114, 742, 767, 787, 800,  
 846, 871, 933, 941, 948, 1036,  
 1048, 1065  
 coadunata 743  
 columnae 895  
 coronafaciens var. atropurpurea 761  
 corrugata 114, 1110  
 delphinii 967  
 erodii 872  
 fluorescens 114, 911  
 fluorescens pv. marginalis 933  
 gladioli 114, 854  
 helianthi 729  
 huttensis 1109  
 intybus 846  
 jaggeri pv. apii 787  
 lachrymans 763, 882, 959, 1133  
 lauraceum 772  
 longifolia 890  
 maculicola 767, 796, 1119  
 marginalis 1011  
 marginata 819, 865, 875, 1109  
 melophthora 114, 718

- morsprunorum* 791  
*ovata* 743  
*pastinacae* 997  
*phaseolicola* 746, 928  
*pisi* 1100  
*primulae* 1037  
*pseudoalcaligenes* 115, 1087  
*pseudoalcaligenes* subsp. *citrulli*  
 959, 1133  
*ribicola* 115, 823  
*sesami* 115, 1068  
*solanacearum* 115, 740, 743, 784,  
 815, 826, 841, 871, 905, 913, 915,  
 956, 975, 1003, 1011, 1015, 1033,  
 1068, 1078, 1097, 1110, 1144  
*stizolobii* 1122  
*syringae* 115, 119, 711, 718, 723,  
 730, 736, 743, 746, 767, 788, 791,  
 803, 813, 835, 844, 846, 853, 901,  
 915, 919, 927, 928, 936, 948, 965,  
 971, 976, 983, 998, 1000, 1004,  
 1011, 1026, 1051, 1058, 1081,  
 1122  
*syringae* pv. *aceris* 115  
*syringae* pv. *alisalensis* 730,  
 767, 885  
*syringae* pv. *angulata* 115  
*syringae* pv. *apii* 116, 787  
*syringae* pv. *aptata* 116, 748, 975,  
 1104  
*syringae* pv. *coronafaciens* 116,  
 762, 885  
*syringae* pv. *coryli* 895  
*syringae* pv. *delphinii* 116, 829  
*syringae* pv. *glycinea* 116, 1078  
*syringae* pv. *helianthi* 116, 1096  
*syringae* pv. *hibisci* 117, 901  
*syringae* pv. *lachrymans* 117, 821,  
 1086  
*syringae* pv. *maculicola* 767, 1119  
*syringae* pv. *mori* 117, 972  
*syringae* pv. *mors-prunorum* 117  
*syringae* pv. *papulans* 118, 718  
*syringae* pv. *phaseolicola* 118, 743  
*syringae* pv. *pisi* 118, 998  
*syringae* pv. *porri* 118, 1069  
*syringae* pv. *primulae* 118  
*syringae* pv. *savastanoi* 119, 984  
*syringae* pv. *syringae* 747, 853, 874,  
 1086, 1136  
*syringae* pv. *tabaci* 119, 743, 841,  
 890, 1110  
*syringae* pv. *tagetis* 120, 729, 955,  
 1044, 1071, 1096, 1097  
*syringae* pv. *tomato* 120, 1110  
*syringae* pv. *tonelliana* 983  
*syringae* pv. *zizaniae* 120, 1136  
*tabaci* 120, 785, 977, 1078  
*viburni* 120, 1125  
*viridiflava* 120, 742, 1011, 1029,  
 1109  
*viridilivida* 120, 933  
*washingtoniae* 120, 993  
*woodsii* 121, 780  
*Pseudomonas* sp. 121, 707, 756, 877,  
 1045, 1117  
*Pseudonectria* 261  
*pachysandricola* 216  
*rouselliana* 261  
*Pseudoperonospora* 282  
*celtidis* 282, 892  
*cubensis* 282, 739, 763, 797, 821,  
 882, 960, 961, 1086, 1133  
*erodii* 900  
*humuli* 908  
*Pseudopezicula* 300  
*tetraspora* 300, 884  
*Pseudopeziza* 96  
*repanda* 867  
*ribis* 97, 822, 823, 881  
*Pseudorhynisma bistortae* 356  
*Pseudosaccharomycetaceae* 63  
*Pseudoseptoria*  
*everhartii* 358  
*obtusa* 358  
*Pseudovalsa* 261  
*longipes* 261, 980  
*Psilocybe agrariella* var. *vaccinii* 818

- Psittacanthus macrantherus* 981, 1020  
Psyllid Yellows 1034, 1111  
*Ptychogaster* sp. 987  
*Puccinastrum*  
  *sparsum* 948  
*Puccinia* 558  
  *aberrans* 1072  
  *abrupta* 878, 1124  
  *acetosae* 1057  
  *acrophila* 1105  
  *acroptili* 558, 789, 1057  
  *adoxae* 706, 973  
  *agnita* 806  
  *agrimoniae* 708  
  *albulensis* 1125  
  *aletridis* 1089  
  *allii* 558, 869, 986  
  *amphigena* 558, 1072, 1143  
  *andina* 1045  
  *andropogonis* 558, 741, 964, 989,  
    990, 1009, 1014, 1073  
  *andropogonis* var. *onobrychidis* 945  
  *andropogonis* var. *penstemonis* 1120  
  *andropogonis* var. *polygalina* 963  
  *andropogonis* var. *xanthoxyli* 900,  
    1037  
  *anemones-virginianae* 716  
  *angelicae* 717, 1105  
  *angustata* 964, 966, 971, 1132  
  *angustata* var. *eriphori* 1067  
  *antirrhini* 558, 939, 1074  
  *arachidis* 559, 1004  
  *araliae* 875  
  *arenariae* 833, 946, 1063, 1103  
  *areolata* 957  
  *argentata* 706, 973  
  *aristidae* 560, 710, 749, 772, 806,  
    814, 820, 830, 839, 864, 873,  
    890, 898, 928, 961, 973, 975, 982,  
    1013, 1015, 1038, 1043, 1062,  
    1069, 1070, 1076, 1082, 1124,  
    1129, 1131  
  *arnicalis* 727  
  *arundinariae* 1072  
  *asarina* 874  
  *asparagi* 560, 732, 986  
  *asperior* 943  
  *asteris* 735  
  *atrofusca* 728, 1059  
  *atropuncta* 765, 1037, 1090, 1123,  
    1141, 1143  
  *ballotaeflorae* 1059  
  *balsamorhizae* 739, 1140  
  *bartholomaei* 766, 1016  
  *batesiana* 897  
  *bistortae* 717  
  *bolleyana* 843  
  *bouvardiae* 759  
  *brachypodii* var. *poae-nemoralis* 560  
  *brandegei* 814  
  *calcitrapae* var. *centaureae* 560  
  *calochorti* 956  
  *calthae* 957  
  *calthicola* 957  
  *campanulae* 776  
  *canaliculata* 560, 808, 979, 1097  
  *cannae* 778, 955  
  *carduorum* 560, 1072, 1108  
  *caricina* 560, 824  
  *caricina* var. *grossulariata* 881  
  *caricina* var. *limosae* 1089  
  *caricina* var. *uliginosa* 889  
  *caricina* var. *uniporula* 881  
  *caricis* 823  
  *caricis-shepherdiae* 764, 842  
  *carnegiana* 762  
  *carthami* 561, 1058  
  *castillejae* 990  
  *caulicola* 1059  
  *chelonis* 1120  
  *chloridis* 730  
  *cirsii* 802, 1107  
  *claytoniicola* 561  
  *clintonii* 1140  
  *coelopleuri* 717  
  *cognata* 1124  
  *collinsiae* 810  
  *columbiensis* 894

- commutata 1122  
confraga 1009  
conglomerata 1015  
conoclinii 561, 708, 851  
consimilis 1129  
conspicua 897  
convolvuli 773  
cooperiae 1044, 1143  
coronata 561, 730, 764, 842, 880,  
888, 893, 1047  
crandallii 561, 812, 1075, 1140  
crassipes 969  
crepidis-montanae 894  
cryptanthes 820  
cyani 789  
cynodontis 561, 888  
cyperi 848  
cypripedii 561, 988  
dayi 943  
delphinii 829  
dichelostemmae 762  
dichondrae 833  
difformis 867  
dioicae 561, 847, 848, 879, 880,  
890, 894, 897, 928, 932, 934, 982,  
1037, 1042, 1056, 1067, 1068,  
1122  
dioicae var. asteris 735, 758  
distichlidis 943  
douglasii 1017  
drabae 839  
dracunculi 561  
eatoniae var. myosotidis 863  
eatoniae var. ranunculi 1045  
echeveriae 840  
effusa 1128  
eleocharidis 851  
ellisiana 995, 1128  
ellisii 717  
emiliae 845  
enceliae 845  
epilobii 847  
erigeniae 893  
eriphyllii 848  
expansa 1067  
extensicola var. oenotherae 870  
farinacea 1059  
fergussoni 1128  
festucae 908  
flaveriae 561, 772, 778  
fraseri 894  
gaillardiae 867  
gemella 957  
gentianae 870  
gigantea 847  
gigantispora 716  
giliae 810, 873  
glabella 758  
glechomatis 890  
globosipes 946, 957  
glumarum 888  
gnaphaliicola 877  
graminis 561, 741, 880, 888,  
893, 950  
graminis subsp. graminicola 888  
grindeliae 735, 801, 848, 880, 890,  
915, 1042  
grumosa 1090, 1143  
gulosa 1030  
haleniae 870  
harknessii 950, 1090  
helianthi 563, 729, 897, 1097  
hemerocallidis 828  
heterospora 563, 704, 905, 951,  
1070  
heucherae 563, 752, 863, 901, 941,  
1064, 1106  
hieracii 563, 846, 893, 894, 917,  
928, 950  
holboellii 839, 1072, 1129  
horiana 563, 800  
hydrophylli 914  
hyssopi 707  
insperata 1037  
interveniens 791, 876, 951, 1033  
invaginata 882  
investita 877  
iris 563, 755, 918, 968

- irrequiseta 789  
jaceae var. diffusa 563, 789  
jaceae var. solstitiales 789  
jonesii 943  
jussiaeae 944, 1134  
koeleriae 741, 950  
kuhniae 761, 929  
lagenophorae 564, 802, 847, 1067  
lantanae 929  
lateripes 1057  
lateritia 912  
leonotidis 940  
leveillei 872  
liatridis 936  
ligustici 717, 943  
limosae 943  
linkii 1126  
lithospermi 852  
lobata 905, 1070  
lobeliae 941  
lygodii 855  
macrospora 1072  
maculosa 928  
magnusiana 716  
malvacearum 564, 905, 931, 951  
marie-wilsoniae 806  
massalis 1097  
melampodii 564  
melanconioides 835  
melanocephala 740  
melliflora 1059  
menthae 564, 755, 807, 834, 873,  
964, 966, 971, 988, 1142  
mertensiae 863, 930, 962  
mesneriana 764, 809  
mesomajalis 807  
micrantha 824  
millefolii 728, 1059, 1141  
monoica 725, 839, 1072  
montanensis 741  
moreniana 762  
nakanishikii 564, 933  
nodosa 762  
obliqua 1016, 1062, 1127  
obscura 1140  
oenotherae 758, 805, 847, 878, 982,  
1143  
orbicula 1037  
ortonii 835  
oxalidis 950, 989  
oxyriae 972  
pallidissima 1088  
palmeri 1009  
panici 1075, 1085  
parkerae 824  
parnassiae 889  
paroselae 1073  
pattersoniana 762  
pazschkei var. tricuspidatae 1064  
pelargonii-zonalis 564, 871  
penstemonis 1009  
peridermiospora 863  
phaceliae 772  
phragmitis 564, 1050  
physalidis 890  
physostegiae 1018  
pimpinellae 717, 1103  
piperi 888  
plumbaria 810, 873, 1017  
poae-nemoralis 564, 888  
poae-sudeticae 564  
poarum 1015  
podophylli 958  
polemonii 1030  
polygoni-amphibii 564, 872, 924  
polysora 564, 814, 1028  
poromera 717  
porphyrogenita 835  
porri 798  
praegracilis 988  
probabilis 1125  
psidii 565, 710, 959, 983  
pulsatillae 716, 806, 1114  
pulverulenta 847, 878  
punctata 867  
punctata var. troglodytes 867  
punctiformis 1107, 1108  
pygmaea 565, 888

- pyrolae 963  
ranunculi 1045  
raunkaerii 1056  
recedens 1067  
recondita 565, 716, 740, 762, 772,  
806, 811, 829, 888, 914, 941, 958,  
962, 967, 986, 1045, 1057  
recondita tritici 565  
recondita var. secalis 715  
retecta 716  
rhaetica 1125  
romanzoffiae 1051  
rubefaciens 867  
rudbeckiae 1056  
rufescens 1140  
rydbergii 1066  
salviicola 1059  
scandica 847  
schedonnardi 791, 876, 905, 951,  
1033, 1055, 1070  
scirpi 979  
septentrionalis 958  
sessilis 918, 950, 1076, 1077, 1095,  
1121  
seymouriana 715, 767, 835  
sherardiana 791, 876, 905, 951  
sieversii 873  
silphii 1071  
smilacis 835, 1072  
solheimi 565, 835  
sorghi 565, 814, 989  
sparganioides 565, 731  
sparsum 747  
spgazzinii 963  
sphaeralceae 876  
sporoboli 938  
stenotaphri 888  
stenotaphricola 566  
stipae 735, 801, 848, 880, 890,  
1042, 1067  
striiformis 566, 888  
striiformis f. sp. tritici 1135  
stromatica 806  
subangulata 762  
subcircinata 1067  
subdecora 761  
substriata 566  
substriata (I) 842  
symphoricarpi 1075, 1140  
tageticola 956  
tanacetii 728, 1059, 1106  
tanacetii var. dracunculina 566  
taneceti 566, 800  
tardissima 1063  
tenuis 851  
thaliae 566, 728, 1107  
thlaspeos 725  
tolimensis 851  
treleasiana 957  
tripsaci 786  
tumidipes 878, 946, 957  
umbilici 1066  
vagans 891  
vagans var. epilobi-tetragoni 758  
valerianae 1122  
veratri 847, 1123  
verbesinae 706, 1124  
vernoniae 919  
veronicarum 822, 1125  
vertisepta 1059  
vesiculosa 716  
vilfae 1124  
vincae 974, 1127  
violae 995, 1128  
virgae-aureae 880  
virgata 1028  
volkartiana 1051  
waldsteiniae 742  
welfeniae 1105  
windsoriae 909  
xanthii 808, 1097  
yosemitana 873  
ziziae 1144  
zoysiae 1145  
Puccinia sp. 717  
Pucciniaceae 60  
Pucciniastrum 566  
agrimoniae 708

- alaskanum 870  
americanum 566, 1046  
epilobii 566, 866, 878  
ericae 896  
galii 868  
goeppertianum 566, 757, 862, 1136  
hydrangeae 566, 898, 914  
myrtilli 738, 757, 898, 913,  
947, 961  
pustulatum 805, 847, 862  
pyrolae 1023, 1040  
sparsum 753, 952  
vaccinii 567, 818, 1049, 1136  
Pucciniastrum spp. 1136  
Puccinii hieracii 934  
Puffing 1111  
Pullularia  
pullulans 744, 1019, 1110  
Pullularia sp. 792  
Pullularia spp. 756  
Pulmonaria 1039  
Pumpkin 1039  
Punctodera punctata 887  
Puncture Vine (Tribulus) 1039  
Purple Blotch 218, 341  
Purple Cane Spot 174  
Purple Leaf Blotch 222  
Purple Leaf Spot 342  
Purple Spot 364  
Pustular Spot 168, 169  
Pycnosystanus azalea 163  
Pyraecantha  
Scab 573, 574  
Pyraecantha (Firethorn) 1039  
Pyrazophos 24  
Pyrenochaeta 206, 518  
lycopersici 519, 1112  
phlogis 206, 1016  
terrestris 519, 888, 985, 999, 1013,  
1069, 1082, 1102, 1112  
venuta 980  
Pyrenochaeta sp. 756  
Pyrenophora  
trichostoma 1136  
tritici-repentis 1135  
Pyrethrum (Chrysanthemum cinerariifoli-  
um, C. coccineum) 1040  
Pyricularia 206, 354  
grisea 206, 354, 788, 885, 886,  
1008, 1051  
perenne 886  
PyrifenoX 24  
Pyrola (Shinleaf) 1040  
Pyroquilon 24  
Pythiaceae 50  
Pythium 207, 519, 692  
abapressorium 1135  
acanthicum 519  
aphanidermatum 519, 729, 745,  
829, 841, 871, 881, 885, 891, 915,  
960, 978, 995, 1012, 1029, 1043,  
1078, 1079, 1085, 1087, 1104  
aristorum 745  
aristosporum 519  
arrhenomanes 519, 834, 841, 843,  
888, 919, 924, 979, 1012, 1104,  
1112  
carolinianum 519, 996  
catenulatum 519, 745, 1012  
debaryanum 519, 713, 741, 744,  
770, 805, 841, 843, 846, 871,  
874, 888, 892, 928, 937, 941, 945,  
960, 995, 1013, 1029, 1035, 1043,  
1058, 1086, 1097, 1116, 1131  
deliense 749  
dissotocum 519, 745, 871, 1079  
graminicola 1012, 1024  
helicoides 786, 1012, 1073  
heterothallicum 871  
hypogynum 901  
intermedium 855  
irregulare 519, 742, 807, 871, 872,  
933, 940, 1012, 1029, 1038  
mamillatum 708, 810, 811, 871  
mastophorum 520, 771, 787, 847

- myriotylum 207, 519, 520, 692,  
 745, 871, 934, 942, 978, 1003,  
 1004, 1012, 1110, 1112  
 oligandrum 777  
 palingenes 1039  
 paroecandrum 520, 945  
 periplocum 519, 960  
 perniciosum 1029  
 polymastum 520, 767  
 polytulum 1039  
 rostratum 866  
 splendens 520, 796, 833, 871, 977,  
 987, 1010, 1012, 1016, 1037  
 torulosum 1078, 1136  
 tracheiphilum 692, 935  
 ultimum 520, 707, 712, 734, 744,  
 764, 766, 771, 778, 785, 790, 795,  
 802, 807, 829, 831, 833, 866, 867,  
 871, 877, 878, 888, 901, 915, 924,  
 927, 945, 956, 987, 988, 1029,  
 1083, 1087, 1098, 1103, 1116,  
 1119  
 uncinulatum 521, 934  
 vexans 829, 871  
 Pythium aphanidermatum 692  
 Pythium sp. 703, 760, 780, 782, 788,  
 800, 802, 815, 818, 836, 844, 915,  
 991–993, 996, 1004, 1040, 1045,  
 1067, 1069, 1120  
 Pythium spp. 521, 737, 738, 745, 748,  
 750, 767, 787, 803, 809, 813, 821,  
 827, 829, 934, 938, 942, 985, 994,  
 999, 1011, 1020, 1035, 1050, 1074,  
 1078, 1081, 1091, 1094, 1100, 1102,  
 1110, 1132, 1133
- Quail  
 Pea Mosaic Comovirus 658  
 Quail Pea Mosaic 1095  
 Quarternary Ammonium Compounds  
 24, 27  
 Queen Anne'S Lace, False (Ammi majus)  
 1040
- Quince  
 Flowering, Japanese, Chinese  
 (Chaenomeles) 1042  
 Rust 547  
 Quince (Cydonia) 1041  
 Quintozene 23
- Rabbitbrush (Chrysothamnus) 1042  
 Radish  
 Black Root 458  
 Leaf Spot 305  
 Mosaic 1043, 1120  
 Mosaic Comovirus 658  
 Wilt 691  
 Yellowes 934  
 Radish (Raphanus) 1042  
 Radopholus 407  
 Radopholus similis 407, 710, 736, 739,  
 740, 771, 774, 775, 777, 781, 784,  
 803, 868, 891, 921, 944, 949, 994,  
 1010, 1011, 1016, 1036, 1072  
 Ragweed (Ambrosia) 1044  
 Rain-Lily (Cooperia) 1044  
 Ralstonia (Pseudomonas)  
 solanacearum 718  
 Ralstonia solanacearum 122, 871, 1033  
 Rambutan (Nephelium lappaceum)  
 1044  
 Ramularia 354  
 acalyphae 705  
 actaeae 740  
 aequivoca 1044  
 agrestis 995, 1127  
 andromedae 935  
 angelicae 717  
 angustata 738  
 armoraciae 355, 911  
 aromatica 1099  
 artemisiae 1059  
 arvensis 1036  
 asteris 734  
 barbareae 1138  
 beticola 748, 1104  
 brevipes 966



- brunellae 1039  
calthae 956  
carthami 1058  
celastri 753  
centranthi 1121, 1122  
cephalanthi 766  
cercosphaelloides 1058  
cercosporoides 847  
chrysopsidis 801  
cichorii 846  
claytoniae 806  
clematidis 806  
crepidis 894  
cyclaminicola 824  
cylindriopsis 947  
cynarae 729, 779  
delphinii 829  
deusta f. sp. odorati 1101  
didyma 322  
diervillae 834, 1135  
dioscoreae 1141  
effusa 912  
euonymi 850  
filaris 1067  
gei 873  
geranii 872  
giliae 873  
hamamelidis 1139  
hedericola 920  
heraclei 900  
hydrophylli 914  
lactea 995, 1127  
lappulae 825  
liriodendri 1117  
lophanthi 707  
lupini 945  
lysimachiae 943  
macrospora 776, 1053  
menthicola 964  
mimuli 964  
mitellae 752  
mitellae var. heucherae 901  
momordicae 739  
monilioides 1099  
multiplex 817  
nemopanthus 970  
obducens 1140  
orontii 878  
oxalidis 989  
pastinacae 355, 997  
penstemonis 1009  
philadelphii 966  
primulae 355, 1038  
pruinosa 1067  
pusilla 345  
pyrolae 1040  
ranunculi 716  
repens 725  
reticulata 1103  
rhei 1050  
rosea 1137  
rubicunda 950  
rudbeckiae 879, 1047, 1056  
salviicola 1058  
sambucina 843  
saururi 1064  
senecionis 1067  
serotina 880  
sidalceae 791  
sidarum 1070  
smilacinae 1077  
sphaeroidea 1125  
sphaerpioides 1107  
spiraeae 979  
stachydis 1088  
subrufa 1072  
tanacetii 1106  
ulmariae 878  
vaccinii 756  
vallisumbrosae 355, 974  
vancouveriae 1122  
variabilis 355, 865, 973  
variegata 1015  
veronicae 822, 1125  
viburni 1125  
waldsteiniae 742

- Ramularia* sp. 728, 758, 782, 835, 881,  
 917, 937, 1014, 1016, 1038, 1064,  
 1100, 1105, 1119  
*Ramularia* spp. 875, 1094  
*Ramulispora* 355  
   *sorghi* 355, 886  
   *sorghicola* 924  
*Ranunculus*  
   (Buttercup, Crowfoot) 1044  
   Mosaic 1045  
   Mottle 1045  
   Mottle Potyvirus 658  
*Raphanus raphanistrum* 768  
 Raspberry  
   (Red) Mosaic 659  
   Alpha Leaf Curl Luteovirus 658  
   Beta Leaf Curl 754, 832  
   Beta Leaf Curl Luteovirus 658  
   Bushy Dwarf 1046  
   Cane Blight 184, 185  
   Decline 659  
   Leaf Curl 1046  
   Leaf Spot 362  
   Mosaic 832  
   Ringspot 754  
   Ringspot Nepovirus 659  
   Spur Blight 174  
   Streak 659, 754, 1046  
   Yellow Mosaic 1046  
   Yellow Mosaic = *Rubus* Yellow Net  
     Bednavirus 659  
*Raspberry* (Black) Necrosis 659  
*Raspberry* (*Rubus*) 1045  
*Rasutoria abietis* 141  
*Rathayibacter rathayi* 885  
*Ratibida* (Prairie Coneflower) 1047  
*Ratoon Stunt* 103  
*Rattan Vine* (*Berchemia*) 1047  
*Ravenelia* 567  
   *annulata* 947  
   *arizonica* 962  
   *australis* 704, 913  
   *dysocarpae* 567  
   *fragrans* var. *evernia* 567  
   *goodingii* 704  
   *gracilis* 1024  
   *hieronymi* 704, 913  
   *holwayi* 962  
   *humphreyana* 567, 770, 1028  
   *igualica* 704  
   *indigoferae* 567  
   *laevis* 916  
   *leucaenae* 932  
   *lysilomae* 947  
   *morongiae* 1065  
   *opaca* 907  
   *pithecolobii* 1024  
   *reticulatae* 774  
   *roemerianae* 704  
   *siderocarpae* 1024  
   *siliquae* 704, 913  
   *subtortuosae* 704  
   *texensis* 765  
   *thornberiana* 704  
   *versatilis* 704  
 Red  
   Blotch 301  
   Brown Heart Rot 515, 516  
   Clover Vein Mosaic 795, 808, 933  
   Clover Vein Mosaic Carlavirus 660  
   Fire Disease 301  
   Heart Rot 529  
   Leaf 1005  
   Leaf Gall 293, 294  
   Leaf Spot 290, 301, 308, 331,  
     332, 363  
   Mottle Rot 518  
   Raspberry Mosaic 754, 1046  
   Ray Rot 514, 515  
   Ring Rot 478, 479  
   Stem Spot 219  
 Red-Bay, Swamp-Bay (*Persea borbonia*)  
   1047  
 Redbud Leaf Spot 341  
 Redbud, Judas-Tree (*Cercis*) 1047  
 Redweed (*Melochia*) 1048  
 Rehmiellopsis balsameae 207, 860  
 Reniform Nematode 408

- Rhabdocline 380  
   pseudotsugae 380, 838  
   pseudotsugae subsp. pseudotsugae 838  
   weirii 381, 838
- Rhabdogloeum  
   abietinum 860  
   hydrophyllum 838
- Rhabdospora 261  
   mirabilissima 1020  
   rubi 262
- Rhexia (Deergrass, Meadow-Beauty) 1048
- Rhizina 521  
   undulata 521, 838, 898, 930, 1019
- Rhizobiaceae 98
- Rhizoctonia 207, 356, 521, 693  
   bataticola 521, 942  
   crocorum 521  
   microsclerotia 1017  
   oryzae 999  
   ramicola 207, 818, 842, 849, 853, 904, 1024, 1039, 1048  
   solani 208, 356, 522, 693, 703, 705, 707, 708, 712, 715, 724–726, 729, 730, 732–734, 737, 738, 742, 744, 748, 750, 754, 757, 760, 764, 766–768, 771, 772, 774, 776, 778, 780, 782, 784–788, 795, 800, 802, 803, 805, 807–810, 812, 813, 815, 821, 822, 827–829, 831–834, 838, 841, 844, 846, 851, 853, 854, 858, 862, 865, 870, 871, 874, 876, 878, 880, 881, 885, 892, 898, 900, 904, 912, 914, 915, 917, 918, 920, 928, 930, 931, 934, 937–939, 941, 942, 945–948, 952, 953, 956, 960–962, 967, 973, 977, 978, 982, 983, 985, 987, 988, 994, 996, 997, 999, 1001, 1004, 1007, 1010, 1011, 1013, 1015, 1019, 1020, 1024, 1026, 1029, 1032, 1033, 1038, 1040, 1043, 1044, 1046, 1048, 1050, 1055, 1057–1059, 1061, 1062, 1066, 1067, 1069–1071, 1074, 1077, 1078, 1081, 1084, 1085, 1087, 1090, 1091, 1093, 1097, 1098, 1100, 1102–1104, 1107, 1109, 1110, 1116, 1117, 1119, 1121, 1123, 1125, 1127–1129, 1131, 1133, 1134, 1141, 1142, 1144, 1145  
   solani Ag-7 1134  
   tuliparum 522, 918, 938, 1116  
   zeae 1104
- Rhizoctonia sp. 208, 521, 730, 833, 855, 856, 859, 862, 868, 958, 1010, 1037, 1058, 1085
- Rhizoctonia spp. 782, 1003
- Rhizoctoniose 501
- Rhizomania 749
- Rhizome Rot 483, 525, 527
- Rhizomonas suberifaciens 121, 934
- Rhizopus 208, 523  
   arrhizus 523, 749, 876  
   nigricans 523, 721, 737, 859, 1001, 1006, 1046, 1093  
   oryzae 523, 1097  
   Rot 523  
   stolonifer 208, 523, 713, 729, 745, 768, 792, 804, 821, 841, 851, 891, 945, 960, 975, 986, 999, 1012, 1014, 1087, 1112, 1116
- Rhizopus sp. 938
- Rhizopus spp. 711, 749, 782, 997, 1004, 1035, 1102, 1133
- Rhizosphaera 381
- Rhizosphaera kalkhoffii 381, 1083, 1084
- Rhodesgrass (*Chloris gayana*) 1048
- Rhodochytrium spilanthis 879
- Rhodococcus fascians 103, 705, 776, 897, 911, 976, 1123, 1124
- Rhododendron 1048  
   Leaf Gall 290  
   Leaf Spot 313, 314, 336, 345, 346, 349, 350  
   Necrotic Ringspot 971, 1049

- Necrotic Ringspot Potexvirus 660  
   Wilt 692  
 Rhodotorula 288  
   glutinis 721  
 Rhoec 1049  
 Rhopalidium cercosporoidis 906  
 Rhubarb  
   (Rheum) 1050  
   Anthracnose 87, 93  
   Chlorotic Ring 1050  
   Chlorotic Ring Spot 660  
   Crown Rot 110  
   Ring Spot 660  
 Rhubarb Downy Mildew 279  
 Rhynchosia Golden Mosaic 978, 1080  
 Rhynchosia Golden Mosaic Begomovirus 660  
 Rhytidhysteron rufulum 216  
 Rhytisma 356  
   acerinum 356, 759, 954  
   andromedae 356, 715, 932, 947, 971, 1018  
   arbuti 948  
   bistorti 356  
   concauum 1138  
   decolorans 935, 947  
   ilicincola 1141  
   ilicinicolum 904  
   ilicis-canadensis 970  
   liriodendri 356, 1117  
   prini 1138  
   punctatum 356, 759, 954  
   salicinum 356, 1137  
   vaccinii 853, 912, 1135  
   velatum 904  
 Rhytisma sp. 961  
 Ribbon-Bush (Homalocladium) 1050  
 Ribbon-Grass (Phalaris) 1050  
 Ribgrass  
   Mosaic Tobamovirus 660  
 Ribgrass Mosaic 1026  
 Rice  
   (Oryzae sativa) 1051  
   Root-Knob Nematode 402  
   Rice-Paper  
     Plant (Tetrapanax) 1051  
   Rickettsialike bacteria 104  
   Rickettsialike organism 885  
   Ring Nematode 390, 391  
   Ring Rot 498  
   Ring Spot 320, 340, 432, 707, 890, 945, 1010, 1027, 1034, 1074  
   Ripe Fruit Rot 87, 499  
   Ripe Rot 90, 92, 468, 480, 499  
   Robinia  
     Brooming 660, 907  
   Rock-Jasmine (Androsace) 1051  
   Rock-Rose (Cistus) 1051  
   Rodopholus similis 1028  
   Rodotorula glutinis 288  
   Roesleria 523  
     hypogaea 523, 884  
   Rohdea 1051  
   Rollinia 1051  
   Rolstonia solanacearum 121  
   Romanzoffia 1051  
   Root and Basal Rot 480  
   Root and Butt Rot 477, 478, 490  
   Root and Crown Rot 472, 483, 492, 510  
   Root and Leaf Rot 502  
   Root and Pod Rot 525  
   Root and Seed Rot 484  
   Root and Stalk Rot 475, 476  
   Root and Stem Rot 498, 502, 512, 513, 519, 522, 525  
   Root Girdle 782  
   Root Lesions 483  
   Root Rot 152, 240, 456, 461, 466, 468, 471–473, 475, 477, 479, 481, 483, 484, 490, 497, 501, 510–522, 526, 527, 532, 533  
   Root, Stalk, Pink Kernel Rot 480  
   Root, Stolon, and Petiole Rot 504  
   Root-Knob Nematode 402, 403  
   Root-Rot 523  
   Rootlet Necrosis 513

- Rose  
  – Acacia (*Robinia hispida*) 1054  
  – Mallow (*Hibiscus palustris*) 1055  
  (Rosa) 1051  
  Anthracnose 599  
  Blackspot 144  
  Brand Canker 231  
  Brown Canker 234  
  Canker 246  
  Common Canker 230  
  Dieback 241  
  Downy Mildew 279  
  Graft Canker 231  
  Leaf Curl 1054  
  Mildew 449, 452  
  Mosaic 661, 1054  
  Rosette 661, 1054  
  Spring Dwarf 1054  
  Streak 661, 1054  
  Yellow Mosaic 661, 1054  
Rose-Gentian (*Sabatia*) 1055  
Rose-Of-Sharon, Shrub-Althaea (*Hibiscus syriacus*) 1055  
Roselle  
  (*Hibiscus sabdariffa*) 1054  
Rosellinia 208, 524  
  (*Dematophora*) *necatrix* 1060  
  *caryae* 902  
  *herpotrichioides* 208, 837, 898, 1083  
  *necatrix* 524, 721, 737, 884, 906, 1039, 1126  
Rosellinia sp. 1128  
Rosemary (*Rosmarinus*) 1055  
Rosette 432, 720, 737, 902, 977, 1008  
Rosy  
  canker 1025  
Rot 124, 511  
Rot Root 206  
Rotylenchulus 408  
  *reniformis* 408, 868, 921, 969, 1111  
Rotylenchus 408  
  *blaberus* 408, 1081  
  *brachyurus* 807  
  *buxophilus* 408, 741, 760, 1010  
  *cristiei* 408, 887  
  *reniformis* 815, 1003  
  *robustus* 408, 738  
  *uniformis* 408  
Rouge-Plant (*Rivina*) 1056  
Rough Bark 1025  
Rubber-Plant (*Ficus elastica*) 1056  
Rudbeckia (Golden-Glow, Coneflower, Black-Eyed Susan) 1056  
Rue Anemone (*Anemonella*) 1057  
Ruellia 1057  
Rugose Mosaic 1113  
Rumex (Garden Sorrel) 1057  
Rumple 804  
Russeting 1111  
Russian  
  Knapweed (*Acroptilon repens*) 1057  
Russian-Olive  
  Silverberry (*Elaeagnus*) 1058  
Rust 432, 541, 553, 554, 558, 560, 563–566, 568, 570, 875  
Rutabaga 1058  
Rymovirus 74  
Saccardia *quercina* 981  
Safflower  
  (*Carthamus*) 1058  
Sage (*Salvia*) (Includes Blue, Clary, Sauceleaf, Scarlet, Black Ornamental Forms) 1058  
Sage-Brush (*Artemisia*) 1059  
Saguaro  
  Cactus Carmovirus 661  
Saguaro Cactus 769  
Sainfoin (*Onobrychis*) 1059  
Salal (*Gaultheria shallon*) 1060  
Salpiglossis (Painted-Tongue) 1060  
Salsify  
  Black (*Scorzonera*) 1061  
Salsify (*Tragopogon*) 1061  
Salsify Leaf Blight 214, 215  
Salt Bush (*Atriplex*) 1061  
Salt Injury 432

- Saltgrass (*Distichlis*) 1062  
 Salvinia (Aquatic Fern) 1062  
 Sanchezia 1062  
 Sand Burn 1008  
 Sand-Myrtle (*Leiophyllum*) 1062  
 Sand-Verbena (*Abronia*) 1062  
 Sandvine (*Ampelanus*) 1062  
 Sandwort (*Arenaria*) 1063  
 Sanguisorba (Burnet) 1063  
 Sansevieria (Bowstring-Hemp, Snake Plant) 1063  
 Sapodilla (*Achras*) 1063  
 Sapwood  
     Rot 470, 492, 517, 528, 529  
     Wound Rot 529  
 Sarcinella heterospora 966  
 Sarcotrichilia balsameae 196  
 Sassafras 1064  
 Satellivirus 74  
 Saururus (Swamp-Lily, Water Dragon) 1064  
 Sawadaea  
     bicornis 954  
     tulasnei 954  
 Saxifrage (*Saxifraga*) 1064  
 Scab 485, 579, 580, 598  
 Scabiosa 1065  
 Scald 353, 432, 487, 488, 720, 949, 985, 1005, 1034  
 Scaly Cap 492  
 Scarborough-Lily (*Vallota*) 1065  
 Schefflera  
     (*Brassaia actinophylla* = *Schefflera actinophylla*) 1065  
     Dwarf (*Schefflera arboricola*) 1065  
     Ringspot 1065  
     Ringspot Badnavirus 662  
 Schiffnerula pulchra 142  
 Schirrhia 208  
 Schizonella 585  
 Schizophyllum 524  
     commune 524, 704, 709–711, 719, 721, 724, 726, 731, 748, 752, 772, 773, 785, 786, 805, 845, 884, 903, 907, 909, 940, 954, 962, 972, 981, 1006, 1008, 1014, 1024, 1032, 1064, 1068, 1096, 1100, 1117, 1131, 1137  
 Schizothyrium 357  
     gaultheriae 357, 869, 1139  
     pevexiguum 287  
     pomi 140, 357  
 Schizoxylon macrosporum 953  
 Schrankia 1065  
 Scilla (Squill) 1065  
 Scindapsus 1066  
 Scleroderris 262  
     abieticola 262, 861  
     lagerbergii 262, 1019, 1020  
     lateritium 262  
 Sclerophoma  
     eustomonis 852  
     pythiophila 197, 924  
 Sclerophoma sp. 904  
 Sclerophthora macrospora 283, 886  
 Scleropycnium 209  
     aureum 209, 962  
 Sclerospora 282  
     farlowii 283, 886  
     graminicola 283  
 Sclerotinia 262, 357, 524, 693  
     (*Whetzelinia*) 209  
     borealis 888  
     bulborum 913, 918  
     camelliae 211, 775  
     homeocarpa color plate 10  
     homoeocarpa 357, 525, 885, 886, 888, 1003  
     intermedia 525, 745, 783, 787, 1061  
     minor 211, 525, 693, 725, 742, 745, 753, 768, 782, 783, 787, 795, 808, 841, 846, 853, 899, 911, 934, 945, 979, 982, 1003, 1004, 1012, 1035, 1070, 1074, 1078, 1104, 1112, 1122, 1136  
     narcissicola 525, 975  
     polyblastis 211, 974  
     ricini 745

- rolfsii 211, 852, 987, 1121  
 sativa 1116  
 sclerotiorum 211, 262, 525, 526,  
 706, 711, 717, 718, 721, 724,  
 726, 729, 732, 735, 737, 742, 745,  
 749, 750, 755, 758, 766, 768, 771,  
 775, 776, 778, 779, 782–784, 787,  
 788, 795, 796, 800, 802, 804, 808,  
 811, 812, 815, 821, 822, 825, 827,  
 829, 834, 840, 846, 847, 853, 858,  
 862–865, 867, 870, 872, 874, 875,  
 877, 879, 883, 899, 905, 913, 934,  
 936, 938, 939, 945, 951, 956, 960,  
 962, 967, 973, 974, 983, 986, 996,  
 997, 999, 1000, 1003, 1004, 1006,  
 1010, 1012, 1013, 1015, 1018,  
 1024, 1029, 1035, 1038, 1040,  
 1043, 1045, 1056, 1058, 1059,  
 1061, 1065, 1067, 1069, 1074,  
 1078, 1079, 1082, 1087, 1091,  
 1093, 1097, 1098, 1101, 1106,  
 1112, 1114, 1116, 1120, 1121,  
 1128, 1134, 1144  
 sclerotiorum = Whetzelinia sclerotio-  
 rum 1098  
 smilacina 875  
 trifolium 527, 808, 820  
 Sclerotinia sp. 972, 998, 1035, 1045,  
 1102, 1104, 1110, 1116  
 Sclerotiniaceae 57  
 Sclerotium 211, 527, 593  
 bataticola 211, 942  
 cepivorum 527, 986, 1069  
 deciduum 725, 752, 855, 856  
 delphinii 799, 829  
 hydrophilum 211, 1136  
 oryzae 211, 1136  
 rhizodes 211, 593, 888  
 rolfsii 211, 527, 708, 713, 716, 718,  
 729, 734, 736, 738, 744, 746, 748,  
 750, 755, 765, 767, 770, 771, 774,  
 776, 777, 779, 780, 782–785, 788,  
 791, 795, 796, 800, 803, 812, 815,  
 821, 825–829, 833, 839, 841–843,  
 846–848, 851, 858, 864, 865, 875,  
 877, 879, 886, 890, 894, 899, 900,  
 905, 912, 913, 915, 916, 918, 922,  
 934, 937–941, 943, 945, 946, 956,  
 960, 966–968, 974, 985, 987, 991,  
 994, 995, 997, 999, 1002–1004,  
 1009, 1011, 1013, 1016, 1018,  
 1024, 1033, 1039, 1045, 1050,  
 1052, 1055–1061, 1065, 1066,  
 1069, 1070, 1074, 1078, 1086,  
 1089–1093, 1097, 1100, 1101,  
 1103, 1104, 1106, 1108, 1110,  
 1115, 1116, 1118, 1119, 1121,  
 1122, 1125, 1127, 1130, 1133,  
 1135, 1138, 1143, 1144  
 rolfsii var. delphinii 735, 1039  
 Sclerotium sp. 828, 885, 920, 975,  
 1059, 1132, 1143  
 Scoleconectria cucurbitula 255  
 Scolecosporiella sisyrynchii 184  
 Scolecosporium  
 fagi 794  
 Scolecotrichum 357  
 graminis 358, 886  
 typhae 786  
 Scopella sapotae 567, 1063  
 Scorch 84, 300, 433, 790, 836, 910,  
 918, 937  
 Scoria spongiosa 1094  
 Scorias 595  
 spongiosa 595, 710, 1023, 1128  
 spongospora 748  
 Scribner's Meadow Nematode 406  
 Scurf 576  
 Scutellonema 408  
 blaberum 408  
 brachyurum 409  
 brachyurus 707, 713  
 bradys 409  
 christiei 409  
 Scytinostroma galactinum 471  
 Sea-Grape  
 Dove-Plum (Coccoloba) 1066  
 Sea-Kale (Crambe) 1066

- Seashore Paspalum (*Paspalum*) 1066
- Seaverinia 527  
geranii 527, 872
- Sedum (Stonecrop) 1066
- Seed 198  
Decay 520  
Mold 353, 363  
Smut 488  
Spotting 999
- Seed Pitting 744
- Seedling  
Leaf Blight 326  
Root Rot 521
- Seedling Blight 88, 150, 159, 167, 174,  
179, 186, 208, 216
- Seimatosporium  
arbuti 320  
berckmansii 168  
lichenicola 168
- Seinhorst  
Stubby Root Nematode 410
- Seiridium (*Coryneum*) 232
- Seiridium cardinale 232
- Seiridium unicornae 250
- Selenophoma 358  
donacis 730, 740, 886  
donacis; Syn. *Pseudoseptoria everhartii* 358  
everhartii 358, 886  
obtusa 358, 886
- Selenophoma spp. 987
- Sempervivum (Houseleek) 1067
- Senecio (Groundsel) 1067
- Septobasidiaceae 60
- Septobasidium 262  
alni 1099  
apiculatum 1099  
burtii 263, 892, 1042, 1099  
castaneum 263, 775  
cokeri 747, 1040  
conidiophorum 775  
curtisii 263, 747, 850, 906, 1130  
filiforme 709  
fumigatum 939  
langoisii 948  
leprieurii 948  
mariani 1040, 1042, 1099  
peckii 709  
pilosum 951  
pseudopedicellatum 263, 723, 775,  
797, 844, 935, 951, 965, 1072,  
1099, 1118  
retiforme 792  
sabal-minor 994  
sabalis 994  
sinuosum 826, 853, 1099  
sydowii 892  
tenui 948
- Septobasidium sp. 971
- Septobasidium spp. 731, 739, 747,  
759, 803, 836, 858, 894, 902, 904,  
908, 909, 917, 953, 980, 1005, 1020,  
1118
- Septocylindrium 358  
hydrophylli 358, 914  
ranunculi 1044
- Septocylindrium sp. 1099
- Septocyta ruberum 262
- Septogloeum 359  
acerinum 359  
celtidis 892  
cercocarpi 971  
convolvuli 773  
defolians 980  
hedysari 1103  
lupini 945  
maculans 1137  
oxysporum 359, 886  
parasiticum 359, 844  
profusum 844, 896  
querceum 980  
rhopaloideum 359  
salicinum 1137  
salicis-fendlerianae 1137  
schizonoti 906  
subnudum 1072  
variegatum 709
- Septomyxa affine 1119



- Septoria 212, 222, 300, 359  
  abortiva 968  
  aceris 759, 954  
  acetosella 989  
  aegopodii 1103  
  agrimoniae 708  
  agrimoniae-eupatoriae 708  
  agropyrina 222, 359, 886  
  alabamensis 785  
  alba 1071  
  albicans 1064  
  albopunctata 756, 853  
  allardii 765  
  alni 709  
  ampelina 883  
  anemones 716  
  angularis 734  
  angustifolia 971  
  antirrhinorum 957  
  apii 212  
  apii-graveolentis 212  
  apiicola 212, 787  
  aquilegiae 810  
  arabidis 724  
  araliae 874  
  argemones 1037  
  argyrea 842  
  artemisiae 1059  
  asiminae 998  
  asplenii 856  
  atropurpurea 850  
  azaleae 300, 738  
  baptisiae 741  
  bataticola 359, 1101  
  betae 748  
  betulae 752  
  betulicola 752  
  blasdalei 763  
  breviuscula 940  
  brunellae 1039  
  bumeliae 765  
  cacaliae 1067  
  cacticola 769  
  calamagrostidis 359, 887  
  callistephi 359, 734  
  calypsonis 988  
  calystegiae 773  
  campanulae 776  
  canadensis 835  
  cannabis 899  
  carthami 1058  
  caryae 902, 1007  
  cassiicola 784  
  ceanothi 786  
  cephalanthi 766  
  cercosperma 877, 894  
  chamaecisti 1098  
  chelidonii 786  
  chimaphilae 1023  
  chionanthi 866  
  chlorogali 775  
  chrysanthemella 359, 800, 827  
  chrysanthemi 814  
  cirrhosa 1088  
  cirsi 802, 1107  
  citri 360, 803  
  citrulli 360  
  clematidis 806  
  cocoina 992  
  collinsiae 810  
  consocia 963  
  conspicua 943  
  convolvuli 773, 968  
  coptidis 881  
  coreopsidis 812  
  cornicola 360, 836  
  corydalis 814  
  corylina 896  
  crataegi 894  
  cruciatae 867  
  cucurbitacearum 360, 821, 960,  
    1086  
  cunilae 834  
  cyclaminis 360  
  cylindrica 716  
  cylindrospora 1140  
  dalibardae 827  
  darlingtoniae 773

- darrowi 754, 832, 1046  
dearnessii 717  
delphinella 829  
dianthae 780  
dianthi 360, 833, 1103  
didyma 1137  
diervillae 834  
dimera 1070  
divaricatae 360  
dracocephali 839  
elaegni 842  
eleospora 866  
elymi 222, 886  
epilobii 847  
erigerontis 848  
erigerontis var. boltoniae 758  
eriotryae 944  
eryngicola 849  
euonymi 850  
eupatorii 851  
eupatoriicola 851  
exotica 896  
expansa 872  
farfaricola 810  
fici-indicae 770  
flagellaris 773  
flagellifera 999  
gaillardiae 867  
gaurina 869  
gei 873  
glabra 910  
gladioli 360, 876  
glycines 360, 1079  
grindeliae 889  
grindeliicola 889  
helenii 897  
helianthi 729, 897, 1097  
heliopsisidis 897  
hepaticae 899  
heucherae 901  
hicoriae 902  
hieracicola 894  
hippocastani 910  
humuli 908  
hydrangeae 914  
hydrophylli 914  
hypoxis 1089  
ilicifolia 904  
increscens 1089  
infusata 1047  
iresines 917  
jussiaeae 1134  
krigiae 928  
lactucae 361, 788, 934  
lamii 969  
lanaria 852  
lavandulae 931  
Leaf Spot 360, 361  
lepachydis 840  
leucantheri 213, 800, 827, 1069  
liatridis 936  
limonium 803  
linariae 939  
liquidambaris 1099  
lithospermi 941  
littorea 835  
lobeliae 941  
loligena 361, 887  
lophanthi 707  
ludwigiae 944  
lupinicola 945  
lupulina 908  
lychnidis 946  
lychnidis var. pusilla 814  
lycopersici 361, 841, 1110  
lycopi 1132  
lythrina 947  
macropoda 222, 886  
maculifera 822  
magnoliae 949  
malvicola 905  
margaritaceae 715  
mariae-wilsonii 1120  
menthae 964  
menthicola 755  
mentzeliae 961  
mikanii 963  
mimuli 964

- mitellae 752  
musiva 1070  
myricae 1135  
myricata 1099  
nabali 1037  
negundinis 759  
nepetae 785  
noctiflorae 1076  
nodorum 887  
noli-tangeris 915  
obesa 359, 800  
oedospora 1075  
oenotherae 982  
oleandrina 983  
ornithogali 1089  
ostryae 908  
oudemansii 361, 887  
pachysandrae 990  
pachyspora 900, 1037  
paeoniae 361, 1010  
pastinacae 997  
penstemonis 1009  
peraphylli 1088  
petroselini 996  
petrosellini 213  
philadelphi 966  
phlogis 361  
photinae 1017  
phyltaenioides 807  
physostegiae 1018  
pileae 730  
pimpinellae 1105  
pisi 999  
pistaciarum 361, 1024  
platanifolia 1025  
pleosporioides 1057  
polemonii 1030  
polemoniicola 1030  
polygalae 963  
populicola 361, 1031  
poseyi 961  
pruni 799, 1026  
pteleae 909  
pulchella 947  
punicea 716  
pyri 817  
pyrolae 1040  
ravenelii 794  
rhapontici 1050  
rhododendri 1049  
rhoina 1073, 1096  
rivinae 1056  
rosae 1052  
rubi 361, 754, 832  
rudbeckiae 879, 1056  
salicicola 1137  
sambucina 843, 907  
sanguinea 823  
scrophulariae 860  
scutellariae 1071  
secalis 887  
secalis var. stipae 362  
sedi 1066  
selenophomoides 987  
senecionis 1067  
shepherdiae 764  
signalensis 1075  
silenes 1070  
sitchensis 970  
smilacinae 1077  
smilacis 1072  
solitaria 738, 1049  
sorbi 970  
spadicea 1019  
speculariae 1080  
spiculosa 1071  
spraguei 362  
stachydis 1088  
stigma 1100  
streptopidis 1095  
symphoricarpi 1075, 1139  
symploci 1100  
tageticola 362, 956  
tecomae 1115  
tenella 362, 887  
thalictri 958  
tradescantiae 1114  
trautvetariae 1114

- trichostematis 757  
 trillii 1115  
 triseti 887  
 tritici var. lolicola 362, 887  
 ulmariae 958  
 unedonis 1094  
 valerianae 1121  
 valerianellae 1122  
 verbasicola 973  
 verbenae 1124  
 veronicae 822, 1125  
 vincae 1126  
 violae 1127  
 waldsteiniae 742  
 wistariae 1139  
 wyethiae 1140  
 xylostei 907  
 ziziae 1144  
 Septoria sp. 739, 779, 815, 866, 874,  
 890, 912, 919, 927, 952, 1007, 1032,  
 1044, 1055, 1062–1064  
 Septoria spp. 880, 965, 980, 1016,  
 1137  
 Septorium spraguei 1136  
 Setosphaeria maculans 778  
 Septosporium  
   heterosporum 883  
   lindquistii 1097  
 Septotinia 213  
   podophyllina 213, 958  
   populiperda 1031  
 Sequivirus 74  
 Sequoia (Redwood and Giant Sequoia)  
   1067  
 Seriocarpus (White-Topped Aster)  
   1068  
 Serrano Golden Mosaic 1012, 1113  
 Servazziella 213  
 Servazziella longispora 169, 213  
 Sesame  
   (Sesamum) 1068  
 Sesquicillium buxi 501  
 Sesuvium 1068  
 Setaria glauca 885  
 Setosphaeria turcica 180  
 Severe Cattleya Color-Break 987  
 Shallot (*Allium ascalonicum*; *A. porrum*,  
   Leek) 1069  
 Shamrock  
   Chlorotic Ringspot 989  
   Chlorotic Ringspot Potyvirus 662  
 Shasta Daisy (*Leucanthemum* x *Super-*  
   *bum*) 1069  
 Shepherd'S Purse (*Capsella*) 1069  
 Shining Willow (*Salix lucida*) 1070  
 Shizophyllum commune 1002  
 Shoot and Leaf Gall 290  
 Shoot and Stem Blight 200  
 Shoot and Twig Blight 211  
 Shoot Blight 175, 179, 182, 186, 198,  
   214, 378  
 Shoot Dieback 244, 257  
 Shoot Hole 316, 318  
 Shoot Hypertrophy 290  
 Short-Cycle Orange Rust 552  
 Shortened Internodes 1143  
 Shortia (*Oconee-bells*) 1070  
 Shot Berry 433, 883  
 Shot Hole 168, 169, 311, 317, 318  
 Shrivel 896, 1131  
 Sickle Leaf 984  
 Sida 1070  
 Silene (*Catchfly*, *Cushion-Pink*, *Campion*)  
   1070  
 Silk-Tassel Bush (*Garrya*) 1070  
 Silky Thread Blight 207  
 Silphium (*Compass Plant*, *Indian-Cup*)  
   1071  
 Silver Leaf 528, 529  
 Silver Scurf 579, 580, 804  
 Silver Spike Disease 483  
 Sirococcus 213  
   clavignenti-juglandacearum 1130  
   conigenus 786  
   strobilinus 214, 1020, 1083  
 Sirosporium diffusum 314  
 Sirococcus elavignenti-  
   juglandacearum 214

- Sirula macrospora 1083  
Skimmia 1071  
Skin Blanching 883  
Skullcap (Scutellaria) 1071  
Skunk Vine (Paederia foetide) 1072  
Skunk-Cabbage (Symplocarpus) 1071  
Slenderflower Thistle (Carduus) 1072  
Slight Blight 318  
Slime Disease 115, 121  
Small Brown Patch 525  
Small Flower Galinsoga (Galinsoga parviflora) 1072  
Small Sclerotial Neck Rot 463  
Smelowskia 1072  
Smilax  
  Leaf Spot 313  
Smilax (Greenbrier Cat-Brier) 1072  
Smithantha 1073  
Smithiana 1073  
Smithiana Potex Virus 662  
Smithiana Potexvirus 1073  
Smog Injury 433  
Smoke Injury 434  
Smoke-Tree (Cotinus) 1073  
Smoke-Tree (Dalea) 1073  
Smooth Patch 224  
Smooth-Headed Meadow Nematode 405  
Smother 216  
Smut 584, 588, 589  
Snakeweed (Polygonum) 1073  
Snapdragon  
  (Antirrhinum) 1073  
  Anthracnose 86, 93  
  Downy Mildew 277  
  Leaf Spot 349  
  Rust 558  
Snow Blight 196  
Snow-On-The-Mountain (Euphorbia marginata) 1075  
Snowball Spot Anthracnose 601  
Snowberry  
  Anthracnose 601  
Snowberry (Symphoricarpos) 1074  
Snowdrop  
  (Galanthus) 1075  
Snowmold 593  
SO<sub>3</sub> 956  
Soapberry  
  Southern (Sapindus saponaria) 1075  
  Western (Sapindus drummondii) 1076  
Soapwort (Saponaria) 1076  
Sobemovirus 74  
Society Garlic (Tulbaghia) 1076  
Soft Nose 952, 984  
Soft Rot 107, 108, 114, 156, 491, 503, 523  
Soft Scald 720  
Soggy Breakdown 720  
Soil Rot or Pox 529  
Solanum Yellows Luteovirus 662  
Solenia  
  anomala 264  
  ochracea 264, 709, 751, 902  
Solenia (Henningsomyces) 263  
Solomons-Seal (Polygonatum) 1076  
Sonchus 1077  
  Yellow Net 934  
  Yellow Net Nucleorhabdovirus 662  
Soot Injury 434  
Sooty Blotch of Fruit 219, 220  
Sooty Mold 594, 595  
Sooty-Bark Canker 228  
Sophora (Pagoda Tree, Silky Sophora, Mescalbean) 1077  
Sordaria sp. 756  
Sordariaceae 55  
Sorghum  
  Chlorotic Spot 924  
  Chlorotic Spot Furovirus 662  
  halepense 885  
  Mosaic Potyvirus 662  
  Stunt Mosaic 814, 924  
  Stunt Mosaic Nucleorhabdovirus 662  
Sorosphaera veronicae 1124

- Sorosporium 585  
   saponariae 585, 1070  
   syntherisme 888  
 Sour Orange Scab 597  
 Sour Rot 500  
 Sour Skin Rot 113, 114  
 South Carolina Lettuce Disease  
   128, 130  
 Southern  
   Bacterial Wilt 115, 121  
   Bean Mosaic 745  
   Blight 190, 192, 211, 527  
   Corn Leaf Blight 180  
   Corn Rust 564  
   Fusiform Rust 541  
   Root-Knob Nematode 403  
   Squash Mosaic 1087  
 Southwestern Ponderosa Pine Dwarf  
   Mistletoe 371  
 Sowbane Mosaic 791  
 Sowbane Mosaic Sobemovirus 662  
 Sowthistle Yellow Vein 1077  
 Sowthistle Yellow Vein Nucleorhab-  
   dovirus 663  
 Sowthistle, Annual (*Sonchos oleraceus*)  
   1077  
 Soy Bean Target Spot 319  
 Soybean  
   Cyst Nematode 397  
   Downy Mildew 278  
   Dwarf 1080  
   Dwarf Luteovirus 663  
   Mosaic 1080, 1095  
   Mosaic Potyvirus 663  
   Pod 173  
   Yellow Mosaic 663, 1080  
 Soybean (*Glycine max*) 1078  
 Spanish  
   Moss (*Tillandsia*) 1080  
 Sparassis radicata 838, 930, 1021, 1084  
 Sparaxis  
   (Wandflower) 1080  
   Mosaic 663  
 Spathiphyllum 1080  
 Spearmint Rust 564  
 Speckled Tar Spot 356  
 Speckle 358, 1054  
 Speckled Leaf Blotch 222  
 Specularia (*Venus Looking-Glass*)  
   1080  
 Sphacele (*Pitcher-Sage*) 1081  
 Sphacelia sp. 924  
 Sphaceloma 600  
   araliae 600, 725, 900  
   cercocarpi 600, 971  
   hederae 600, 920  
   lippiae 600, 940  
   menthae 600, 964  
   morindae 600, 968  
   murrayae 1138  
   murrayi 600  
   oleandri 601, 984  
   perseae 601, 737  
   phaseoli 745  
   poinsettiae 601, 1029, 1085  
   populi 1032  
   psidii 601, 853  
   punicae 601, 1030  
   ribis 601, 882  
   spondiadis 601, 1083  
   symphoricarpi 601, 812, 1075  
   viburni 601, 1126  
   violae 601, 995, 1128  
 Sphaceloma sp. 751, 785, 843, 1049,  
   1106  
 Sphaceloma spp. 601  
 Sphacelotheca  
   cruenta 586  
   reiliana 586, 814  
   sorghii 586  
 Sphaerella applanata 806  
 Sphaerellaceae 55  
 Sphaerellopsis filum 1114  
 Sphaeriaceae 55  
 Sphaeroidaceae 63  
 Sphaerobolus stellatus 796  
 Sphaerognomonia carpinea 896, 909

- Sphaeronema 409  
pomorum 817
- Sphaeronema sp. 409, 756, 790
- Sphaerophragmium 568  
acaciae 568, 932
- Sphaeropsis 214, 264, 293  
abietis 861  
albescens 953  
asiminae 998  
Canker 258, 259, 264  
cruenta 950, 1072, 1076, 1077,  
1121  
ellisii 1020, 1084  
hedericola 920  
hyalina 241  
pyriputrescens 719, 721, 816, 1006  
salviae 1059  
sambucina 843  
sapinea 175, 214, 264, 1019  
tumefaciens 264, 293, 779, 803,  
1060  
ulmicola 264, 844  
visci 965
- Sphaeropsis sp. 731, 836, 844, 939,  
983, 990, 1093, 1142
- Sphaerotheca 450  
castagnei 451  
dipsacearum 1106  
fuliginea 451, 821, 1087  
fusca 451, 890  
lanestris 451, 981  
macularis 451, 707, 708, 727, 751,  
752, 754, 764, 765, 802, 810,  
822, 829, 832, 843, 847, 848, 863,  
867, 872, 873, 880, 881, 894, 901,  
908, 914, 919, 957, 958, 964, 979,  
990, 995, 1017, 1030, 1036, 1037,  
1039, 1044, 1046, 1053, 1063,  
1064, 1067, 1083, 1088, 1093,  
1096, 1106, 1107, 1125, 1128,  
1140  
mors-uvae 451, 823, 881  
pannosa 711, 723, 957, 976, 1018  
pannosa var. persicae 451, 1001  
pannosa var. rosae 452  
phytophila 452, 892
- Sphaerotheca sp. 452, 1018
- Sphaerulina 362  
polyspora 214, 989  
rubi 362  
taxi 1142  
taxicola 1142
- Sphenospora 567  
kevorkianii 987  
mera 567, 987  
saphena 987
- Spice-Bush (*Lindera*) 1081
- Spider-Lily (*Hymenocallis*) 1081
- Spiderling, Wine-Flower (*Boerhaavia*)  
1081
- Spike 1023
- Spilocaea  
botryae 926  
eriobotryae 944  
photincola 574  
pomi 574  
pyracanthae 574
- Spilocaea (*Fusicladium*) 573
- Spinach  
(*Spinacea*) 1081  
Anthracnose 87  
Blight 663  
Downy Mildew 277  
Latent 1082  
Latent Ilarvirus 663  
Smut 584  
Yellow Dwarf 664, 1082
- Spine Injury 904
- Spiraea (Native Hardhack, Mead-  
owsweet) 1082
- Spiral Nematode 408
- Spiranthes Mosaic 987
- Spirea  
Oriental Flowering (*Spiraea*) 1083
- Spiroplasma citri 133, 783, 911, 973,  
985, 1069, 1138
- Splanchnorema platani 249
- Spondias (*Mombin*) 1083

- Spondylocadium atrovirens 580, 1035  
 Spongospora 574  
     subterranea 574, 1035, 1112  
 Spongy Root Rot 518  
 Spongy Sap Rot 477, 478  
 Spongy Scab 574  
 Sporgospora  
     subterranea f. sp. nasturtii 1131  
 Sporidesmium 214  
     maclurae 215  
 Sporisorium 585  
     cruentum 586  
     holci-sorghii 586  
     sorghii 586  
 Sporobolomycetaceae 63  
 Sporocybe rhois, Anamorph 233  
 Sporodesmium  
     maclurae 988  
     scorzoneriae 215, 1061  
 Sporonema 362  
     camelliae 363, 775  
     oxycocci 817  
 Sporotrichum  
     malorum 1006  
 Sporotrichum sp. 937, 1112  
 Spot  
     Anthracnose 597–600  
 Spot Blotch 330, 332  
 Spraing 1035  
 Spraying 30  
 Spring  
     Beauty Latent 806  
     Beauty Latent Bromovirus 664  
     Dead Spot 887  
     Dwarf Nematode 386  
 Sprout Tubers 1035  
 Spruce  
     Needle Cast 379  
     Needle Rust 537, 538  
     Twig Blight 153  
 Spruce (Picea) 1083  
 Spurge  
     Caper (Euphorbia lathyris) 1085  
     Cypress (Euphorbia cyparissias) 1085  
     Flowering (Euphorbia corollata) 1085  
     Leafy (Euphorbia escula) 1085  
     Painted (Euphorbia heterophylla) 1085  
     Prostrate (Euphorbia supina) 1086  
     Spotted (Euphorbia maculata) 1086  
 Spy Epinasty Decline 1006  
 Squash  
     (Southern) Mosaic 664  
     Leaf Curl 1087, 1134  
     Leaf Curl Bigeminivirus 664  
     Mosaic 960, 1087  
     Mosaic Comovirus 664  
 Squash and Pumpkin (Cucurbita) 1086  
 Squash-Bush (Condalia) 1088  
 Squaw-Apple (Peraphyllum) 1088  
 St. Andrews Cross, St. Peterswort  
     (Ascyrum) 1060  
 St. Augustine Decline Virus 889  
 St. Augustinegrass (Stenotaphrum) 1060  
 St. Johnswort (Hypericum) 1060  
 Stachybotrys  
     chartarum 1079  
 Stachybotrys sp. 789  
 Stachys (Betony, Hedge-nettle, Woundwort) 1088  
 Stagonospora 301  
     achlydis 1122  
     apocyni 835  
     atriplicis 1061  
     baptisiae 741  
     cirsii 1107  
     curtisii 301, 713, 819, 850, 935, 946, 974, 977, 1065, 1081, 1090, 1143  
     foliicola 1050  
     gigantea 789, 1143  
     intermixta 886  
     petasitidis 1015  
     phaseoli 744



- smilacis 733, 1072  
spinaciae 1082  
typhoidearum 786  
Stagonospora sp. 725, 900  
Stagonosporopsis hortensis 307  
Stain 985  
Stalk Blight 163  
Stalk Rot 87, 93, 485  
Staphylea (Bladdernut) 1088  
Star-Of-Bethlehem (Ornithogalum)  
1089  
Starbur, Bristly (Acanthospermum)  
1088  
Starflower  
(Trientalis) 1088  
Stargrass  
(Alettris) 1089  
Golden (Hypoxis) 1089  
Statice, Sea-Lavender (Limonium)  
1089  
Steccherinum 527  
abietis 528  
balloui 790  
erinaceus 1025  
ochraceum 710, 825, 981, 1096,  
1100  
pulcherrimum 1100  
septentrionale 528, 903, 939, 954  
Steccherinum sp. 909  
Steccherinum spp. 752  
Stegonsporium 264  
Stegonsporium acerinum 953  
Stegonsporium sp. 264  
Stegophora ulmea 329  
Steiner's Spiral Nematode 394  
Stem  
Anthracnose 89  
Dieback 115  
Stem and Branch Rot 152, 461  
Stem and Bud Rot 108  
Stem and Bulb Nematode 392  
Stem and Foliage Blight 165  
Stem and Leaf Blight 179  
Stem and Leaf Gall 292  
Stem Blight 153, 173, 179, 206,  
216, 217  
Stem Break 913  
Stem Canker 102, 103, 172, 225, 230,  
240, 241, 244, 262, 267, 318, 349,  
361, 512, 522  
Stem End Rot 186  
Stem Gall 256, 292, 294  
Stem Lesion 152  
Stem Necrosis 114, 1035  
Stem Pitting 724, 793, 1001, 1002,  
1027  
Stem Rot 113, 114, 349, 359, 456, 457,  
483, 486, 489, 506, 509, 525–527  
Stem Rust 561  
Stem Spot 120, 305, 306, 330, 332–334  
Stem Wilt 483  
Stem, Crown and Root Rot 520  
Stem-End Browning 1035  
Stem-end Rot 311  
Stem-pitting 722  
Stemphylium 215, 363  
Blight 215  
bolickii 363, 840, 926, 1066  
botryosum 363, 732, 744, 767, 985,  
1011, 1015, 1016, 1061, 1082,  
1104, 1119  
botryosum f. sp. capsicum 1011  
callistephi 363  
congestum 721  
cucurbitacearum 363, 821, 1086  
elasticae 1056  
floridanum 780, 800, 826, 1111  
floridanum f. sp. kalanchoe 926  
ilicis 818  
Leaf Spot 364  
lycopersici 364  
polymorphum 999  
solani 364, 841, 890, 923, 1011,  
1110  
vesicarium 215, 364, 732, 985  
Stemphylium sp. 363, 715, 758, 787,  
863, 875, 882, 897, 996, 1003, 1058,  
1128

- Stenanthium* 1090  
*Stenocarpella maydis* 476  
*Stenolobium* (Florida Yellow-Trumpet) 1090  
*Stephanomeria* (Wire-Lettuce) 1090  
*Stephanotis* 1090  
*Stereum* 528  
    *albobadium* 772  
    *bicolor* 892  
    *cinerescens* 972  
    *fasciatum* 529  
    *hirsutum* 529, 773, 850, 903, 941, 971, 1002, 1006, 1039  
    *purpureum* 529, 721, 724, 752, 793, 937, 1002, 1006, 1027  
    *rameale* 971  
    *sanguinolentum* 529, 861, 930  
    *taxodii* 825  
*Stereum* sp. 721  
*Stereum* spp. 710, 748, 752, 785, 794, 838, 884, 904, 909, 930, 940, 949, 954, 981, 1021, 1068, 1100, 1119  
*Sternbergia* (Fall-Daffodil) 1090  
*Sterum* spp. 1025  
*Stevia* (*Piqueria*) 1091  
Stewart's Disease 110, 111  
*St Hughesia* 143  
    *juniperi* 143  
Stictidiaceae 57  
*Stictis araucariae* 726  
*Stictochlorella lupini* 945  
*Stictopatella iridis* 918  
Stigmatea  
    *geranii* 872  
    *rubicola* 1046  
Stigmatea (*Stigmaea*) 364  
Stigmaea  
    *geranii* 364  
    *rubicola* 364  
Stigmella  
    *platani-racemosae* 365, 1025  
    *vernoniae* 919  
Stigmina  
    *carophila* 169  
    *juniperina* 924  
    *lautii* 1083  
    *liquidambaris* 365  
    *palmivorum* 365  
    *platani-racemosae* 365  
    *populi* 1031  
    *thermopsidis* 1107  
Stigmina (*Stigmella*) 364  
Stigmonose 434, 720, 1005  
Stilbaceae 63  
*Stilbella acerina* 954  
*Stillingia* (Queens Delight) 1091  
Sting Nematode 389  
Stinking Smut 586  
Stippen 720  
Stock  
    Mosaic 664  
Stock (*Matthiola*) 1091  
Stokesia (*Stokes-Aster*) 1092  
Stone Plant (*Lithops*) 1092  
Storage Rot 464, 497, 504  
Stranvaesia 1092  
Strapleaf 902  
Strawberry  
    Anthracnose 87  
    Crinkle 1094  
    Crinkle Cytorhabdovirus 664  
    Downy Mildew 278  
    Green Petal 133  
    Latent Ringspot 964, 996  
    Latent Ringspot Nepovirus 665  
    Latent Virus Rhabdovirus 665  
    Leaf Blight 172, 197, 198  
    Leaf Curl 665  
    Leaf Roll 665, 1094  
    Leaf Scorch 299  
    Leaf Spot 341  
    Mild Crinkle 665  
    Mild Yellow Edge 1094  
    Mild Yellow Edge Chlorosis  
        Potexvirus 665  
    Mild Yellow Edge Luteovirus 665  
    Mottle 665, 1094  
    Multiplier Disease 666, 1094

- Necrotic Shock 1094  
Necrotic Shock = Tobacco Streak  
  Ilarvirus 666  
Pallidosis 1094  
Pallidosis Virus 666  
Pallidosis = Cucurbit Yellows  
  Crinivirus and Beet Pseudo-  
  Yellows Closterovirus 666  
Phyllody Strawb PhF Phytoplas-  
  ma 666  
Pseudo Mild Yellow Edge 1094  
Pseudo Mild Yellow Edge  
  Carlavirus 666  
Red Stele Disease 511  
Severe Crinkle 666  
Stunt 666  
Vein Banding 1094  
Vein Necrosis 1094  
Veinbanding Caulimovirus 667  
Witches' Broom 667, 1094  
Yellow Edge 667, 1094  
Yellows 667  
Strawberry (*Fragaria*) 1092  
Strawberry Phyllody 1094  
Strawberry-Tree (*Arbutus unedo*) 1094  
Strawflower (*Helichrysum*) 1095  
Streak 357, 358, 938  
Streptanthera 1095  
  Mosaic 667  
Streptobotrys arisaemae 163  
Streptocarpus 1095  
Streptomyces 529, 575  
  acidiscabies 575, 749, 783, 997,  
  1043, 1120  
  ipomoea 529, 922, 969, 1102  
  scabies 575, 749, 783, 827, 997,  
  1035, 1043, 1120  
Streptomyces sp. 1035  
Streptomycin (Nitrate or Sulfate) 27  
Streptopus (Twisted-Stalk) 1095  
Streptotinia arisaemae 921  
Striga asiatica 814  
Strigula complanata 735, 923, 949,  
  950, 954, 957, 981, 998, 1038, 1096,  
  1128, 1135  
Strigula elegans 735, 923, 949, 950,  
  954, 957, 981, 998, 1038, 1096,  
  1128, 1135  
String Butt Rot 518  
String of Pearls 593  
Stripe Rust 566  
Stripe Smut 589, 591  
Stromatinia 530  
  gladioli 530, 819, 865, 876, 1115  
  narcissi 530, 974  
  smilacinae 1076, 1077  
Strophostyles (Wild Bean) 1095  
Strumella 264  
  Canker 264, 265  
  coryneoidea 265, 794, 902, 908,  
  953, 1118  
  coryneoides 747, 980  
Strumella sp. 939  
Stump Rot 122  
Stunt 133, 398, 1029  
Stunt and Leaf Yellowing 521  
Stunting Disease 103  
Stylosanthes 1096  
Styrax (Snowbell) 1095  
Subanguina radicola 887  
Subterranean Clover Red Leaf 808  
Subterranean Clover Red Leaf  
  Luteovirus 667  
Sugar Beet  
  Nematode 397  
Sugar Beet (*Beta vulgaris*) 1096  
Sugarcane  
  Bacilliform Badnavirus 668  
  Mosaic 889  
  Mosaic Virus 740  
Sugarcane Stylet Nematode 410  
Sulfur 24  
Sulfur Dioxide Injury 1021  
Sulfur Injury 434  
Sumac (*Rhus*) 1096  
Summer Dwarf Nematode 386

- Sunburn 720, 859
- Sunflower  
 (Helianthus) 1096  
 Mosaic 819, 1098, 1144  
 Mosaic Potyvirus 668  
 Rust 538, 563  
 wilt 682
- Sunrose (Helianthemum) 1098
- Sunscald 300, 435, 720, 760, 1012, 1049, 1111, 1131
- Sunstroke 436
- Superficial Bark Canker 255
- Suture Spot 1001
- Swedish Ivy (*Plectranthus australis*) 1098
- Sweet  
 Clover Latent 959  
 Clover Sweet Latent Nucleorhabdovirus 668
- Sweet Alyssum (*Lobularia*) 1098
- Sweet Gale (*Myrica gale*) 1099
- Sweet Gum (*Liquidambar*) 1099
- Sweet Pea and Perennial Pea (*Lathyrus*) 1100
- Sweet Pea Streak 1101
- Sweet Potato  
 Black Rot 465  
 Caulimovirus 668  
 Dry Rot 474  
 Feathery Mottle 969, 1102  
 Internal Cork 1102  
 Leaf Blight 199  
 Leaf Spot 359  
 Mosaic 669, 1102  
 Russet Crack 1102  
 Russet Crack – Strain of Sweetpotato Feathery Mottle Potyvirus 669  
 Scurf 579  
 Stem Rot 481
- Sweet Vetch (*Hedysarum*) 1103
- Sweet William (*Dianthus barbatus*) 1103
- Sweet-Fern (*Comptonia*) 1098
- Sweet-Fern Blister Rust 540
- Sweet-Flag (*Acorus*) 1099
- Sweet-Olive (*Osmanthus fragrans*) 1100
- Sweet-Root (*Osmorhiza*) 1103
- Sweetleaf (*Symplocos*) 1100
- Sweetpotato (*Ipomoea batatas*) 1101
- Swine Cress (*Coronopus*) 1104
- Swiss Chard (*Beta vulgaris* var. *cicla*) 1104
- Swiss Needle Cast 375
- Switchgrass (*Panicum*) 1104
- Sycamore 1104  
 Anthracnose 84
- Sydowia 265  
 dothideoides 242  
 polyspora 265, 861
- Syncarpella tumefaciens 1059
- Synchytrium 293  
 anemones 293, 716  
 anomalum 706, 973, 1044, 1057  
 asari 874  
 aureum 293, 705, 728, 807, 829, 832, 873, 879, 943, 956, 1015, 1037, 1044, 1056, 1067, 1088, 1093, 1122, 1127, 1140  
 cellulare 971, 1132  
 cinnamomeum 1044  
 edgertonii 833  
 endobioticum 293, 1036, 1113  
 erigerontis 848  
 fragariae 1093  
 fulgens 805, 869, 982  
 geranii 872  
 globosum 966, 1124  
 holwayi 966  
 impatientis 915  
 innominatum 950  
 lythrii 947  
 marrubii 903  
 myosotidis 820  
 nigrescens 734  
 papillatum 900  
 sambuci 843  
 smilacis 1072

- stachydis 1088  
taraxaci 846  
vaccinii 294, 738, 756, 790, 807,  
817, 912, 932, 971  
Synchytrium sp. 294, 784, 1080  
Syngonium 1105  
Synthyris 1105  
Systoria cyclaminis 824  
Systemma 215  
    acicola 215, 1019  
    artemisiae 728  
  
Tabebuia (Trumpet-Tree) 1105  
Tabernaemontana (Crape-Jasmine)  
    1105  
Taenidia 1105  
Tahitian Bridal Veil (Gibasis) 1105  
Tamarind (Tamarindus) 1105  
Tamarisk, Salt Cedar (Tamarix) 1106  
Tan Leaf Spot 344, 345  
Tanacetum 1059  
Tansy (Tanacetum) 1106  
Taphrina 295  
    aceris 295  
    aesculi 295, 910  
    alni 297  
    amelanchieri 714  
    americana 752  
    aurea 1031  
    australis 295, 909  
    bartholomaei 953  
    caerulescens 295, 980  
    californica 857  
    carnea 295, 752  
    carveri 953  
    castanopsidis 295, 797  
    cerasi 792, 793  
    communis 296, 1026  
    confusa 297, 799  
    coryli 296, 895  
    cystopteridis 854  
    darkeri 953  
    dearnessii 953  
    deformans 296, 723, 976, 1001  
    farlowii 297, 792  
    faulliana 297, 855  
    filicina 297, 857  
    flava 297, 752  
    flavorubra 297  
    flectans 297  
    fusca 857  
    gracilis 857  
    insititiae 1026  
    japonica 297, 709  
    johansonii 1031  
    lutescens 857  
    occidentalis 297, 709  
    polystichi 855  
    populi-salicis 1031, 1137  
    populina 297, 1031  
    pruni 296, 1026  
    prunisubcordata 296  
    purpurascens 1096  
    robinsoniana 297, 709  
    sacchari 297, 953  
    struthiopteridis 297  
    thomasii 297  
    ulmi 297, 844  
    virginica 908  
    weisneri 297  
Taphrina spp. 295, 1026  
Taphrinales 52  
Taphrinia  
    filicina 857  
    higginsii 856  
    hiratsukae 856, 857  
Tar Spot 320, 325, 336, 338, 347, 348,  
    353, 356, 376, 377, 379  
Target Canker 1005  
Tarjan's Sneath Nematode 395  
Tatter Leaf 799  
Tea (Thea sinensis) 1106  
Teasel  
    Mosaic Potyvirus 669  
Teasel (Dipsacus) 1106  
Teasel Mosaic 1106  
Tebuconazole 24  
Tellima 1106

- Tenuivirus 74  
 Ternstroemia 1107  
 Tesselate Stylet Nematode 410  
 Tetraconazole 24  
 Tetylenchus 409  
 Texas Mistletoe 369  
 Texas Root Rot 506, 508  
 Texasweed (Caperonia) 1107  
 Thalia 1107  
 Thames' Root-Knob Nematode 402  
 Thanatephonus  
   cucumeris 194  
 Thanatephorus  
   cucumeris 194, 501, 502, 748  
 Thecaphora 586  
   californica 890  
   Cuneata 890  
   cuneata 880  
   deformans 488, 945  
   iresine 917  
   pilulaeformis 1042  
   trilii 1107  
 Thekopsora  
   minima 898  
 Thelephora 216  
   albido-brunnea 953  
   caryophyllea 930  
   spiculosa 216  
   terrestris 216, 838, 860, 1019, 1082,  
     1083  
 Theleporaceae 61  
 Thermopsis (Bush-Pea, Golden-Pea)  
   1107  
 Thiabendazole 24  
 Thielaviopsis 530  
   basicola 530, 745, 750, 762, 785,  
     795, 802, 804, 824, 828, 871, 875,  
     911, 933, 937, 939, 945, 983, 985,  
     989, 995, 999, 1004, 1010, 1017,  
     1029, 1074, 1101, 1112, 1122,  
     1123, 1127, 1128, 1133  
   paradoxa 789  
 Thielaviopsis sp. 866  
 Thiophanate  
   Methyl 24  
   Methyl Plus Etridiazole 24  
 Thiram 24  
 Thistle  
   (Cirsium) 1107  
   Blessed (Cnicus) 1108  
   Creeping (Canada) (Cirsium arvense)  
     1108  
   Ivory And Milk (Silybum) 1108  
   Musk (Carduus thoermeri) 1108  
 Thlaspi 1108  
 Thorn's  
   Meadow Nematode 406  
   Needle Nematode 399  
 Thoroughwax (Bupleurum) 1108  
 Thread Blight 167, 193  
 Thujopsis (Hiba Arborvitae) 1108  
 Thunbergia (Clockvine) 1108  
 Thyme (Thymus) 1109  
 Thyronectria 265  
   austro-americana 265, 906, 907  
   balsamea 255, 265, 861  
   berolinensis 265, 823  
   denigrata 907  
 Thytisma vaccinii 756  
 Ti (Cordyline terminalis) 1109  
 Tibouchina (Glory-Bush) 1109  
 Tidestrominia 1109  
 Tigridia  
   Mosaic 669, 1109  
 Tigridia (Tiger-Flower) 1109  
 Tilletia 586  
   buchloëana 586, 764, 888  
   caries 586  
   euphorbiae 1085  
   foetida 586  
   fusca 888  
   maclaganii 1104  
   pallida 587, 888  
 Tilletiaceae 59  
 Timber Rot 492  
 Tip Blight 94, 171, 195, 199, 207, 496,  
   1074

- Tipburn 436, 737, 749, 768, 846, 934, 1035
- Tirula nervisequa conspicuous 861
- Tithonia 1109
- Tobacco
- Broad Ring Spot 669
  - Cyst Nematode 397
  - Etch 1012, 1015, 1113, 1121, 1144
  - Etch Potyvirus 670
  - Mild Green Mosaic 978
  - Mild Green Mosaic  
Tobamovirus 670
  - Mosaic 705, 706, 722, 732, 736, 797, 798, 809, 843, 848, 865, 877, 923, 928, 976, 978, 1012, 1015, 1049, 1080, 1095, 1112, 1121, 1139
  - Mosaic Tobamovirus 670
  - Mosaic Virus 731
  - Necrosis 745, 934, 1038, 1116, 1121
  - Necrosis Necrovirus 671
  - Necrotic Ring Spot 955
  - Rattle 716, 734, 742, 755, 872, 934
  - Rattle Tobravirus 671
  - Ring Spot 706, 745, 757, 822, 827, 836, 843, 864, 871, 882, 884, 922, 960, 964, 978, 983, 996, 1012, 1015, 1036, 1046, 1071, 1080, 1087, 1102, 1121, 1134
  - Ring Spot Nepovirus 671
  - Ring Spot Virus 731, 736
  - Ringspot 732, 735, 834, 915
  - Stread 973
  - Streak 754, 765, 846, 852, 908, 934, 963, 1043, 1080, 1094, 1113
  - Streak Ilarvirus 671
  - Vein Mottling Potyvirus 672
  - Vein-Banding Mosaic 978
  - Vein-Mottling 978
  - Veininal Necrosis 1036
  - Wildfire 119
  - Yellow Net 978
  - Yellow Net Luteovirus 672
- Tobamovirus 74
- Tobravirus 74, 1010, 1017
- Tobravirus, Leaf Necrosis 912
- Togninia fraxinopennsylvanica 731, 883
- Tomatillo (*Physalis ixocarpa*) 1113
- Tomato
- (*Lycopersicon*) 1109
  - Anthracnose 89, 93
  - Aspermy 801, 1112
  - Aspermy Cucumovirus 672
  - Big Bud 672, 1110
  - Black Ring 1113
  - Black Ring Nepovirus 672
  - Bushy Stunt 934, 1113
  - Bushy Stunt Tombusvirus 673
  - Chino La Paz 1113
  - Chino La Paz Begomovirus 673
  - Enation Mosaic 673
  - Fernleaf 673
  - Infectious Chlorosis 1113
  - Infectious Chlorosis Closterovirus 673
  - Leaf Curl 722, 1012
  - Leaf Spot 364
  - Mosaic 1113
  - Mosaic Tobamovirus 673
  - Mottle 1113
  - Pseudo Curly Top 1113
  - Pseudo Curly Top Hybrigeminivirus 673
  - Ring Mosaic 1112
  - Ring Spot 793, 871, 876, 884, 1002, 1046, 1112, 1121
  - Ring Spot Nepovirus 674
  - Ringspot 722, 764, 795, 827, 835, 846, 899, 959, 973, 989, 1026, 1036, 1039, 1057, 1094
  - Severe Leaf Curl Begomovirus 1113
  - Spotted Wilt 706, 713, 729, 734, 735, 738, 741, 742, 750, 755, 761, 763, 766, 768–772, 774, 776, 782, 788, 789, 795, 801, 802, 811, 815, 827, 828, 830, 831, 839,

- 842, 845–847, 850, 852, 854, 863, 865–867, 871, 877, 878, 880, 884, 890, 902, 911, 912, 914, 915, 922, 923, 929, 932, 934, 940, 942, 945, 959, 964, 966, 969, 975, 977, 978, 987, 989, 1000, 1004, 1012, 1015, 1018, 1023, 1030, 1032, 1033, 1036, 1038, 1039, 1043, 1045, 1051, 1057, 1059, 1066, 1067, 1069, 1080, 1082, 1088, 1090, 1091, 1095, 1098, 1101, 1112–1114, 1120, 1124, 1125, 1129, 1134, 1144
- Spotted Wilt – Impatiens  
Serotype 852
- Spotted Wilt – Lettuce Serotype 995
- Spotted Wilt lettuce serotype 708
- Spotted Wilt Tospovirus 674
- Spotted Wilt-Impatiens Serotype 865, 872, 876, 1017, 1127
- Spotted Wilt-Lettuce Serotype 870, 1109
- Streak 1113
- Streak Double Streak 675
- Top Necrosis 1113
- Top Necrosis Neopvirus 675
- Western Yellow Blight 675
- Yellow Leaf Curl Begomovirus 675, 1113
- Yellow Net 1113
- Yellow Net = Tobacco Yellow Net  
Luteovirus 675
- Yellow Top 1113
- Yellow Top = Strain of Potato Leafroll  
Luteovirus 675
- Tombusvirus 74, 945
- Top Rot 489
- Topple 436, 875, 1116
- Torenia 1113
- Torreyia 1113
- Torula 374  
herbarum 962  
maculans 374, 1143
- Tospovirus 74
- Trabutia ficuum 1056
- Trabutiella filicina 855
- Tradescantia – Zebrina Potyvirus 676
- Tradescantia (Wandering Jew, Spiderwort) 1114
- Tradescantia zebrina 1114
- Tradescantia/Zebrinia Mosaic 811
- Trametes 531  
hispidia 724, 773  
hydnoides 805  
isabellina 790, 916  
mollis 909, 940  
pini 478  
rigida 903, 1119  
sepium 785, 948, 1064  
suaveolens 531, 1137  
versicolor 517
- Trametes spp. 721, 726, 731, 838, 1021, 1068
- Tranzschelia 568  
cohaesa 716  
discolor 568, 711, 716, 724, 793, 1002, 1027  
fusca 716  
pruni 724  
pruni-spinosae 716, 799, 899, 958, 1027  
pruni-spinosae var. typica 568  
suffusca 716  
thalictri 958  
tucsonensis 716  
viornae 806
- Trautvetteria (False Bugbane) 1114
- Trechispora 285  
alnicola 285, 887
- Tree-Poppy (Dendromecon) 1114
- Tree-Tomato (Cyphomandra) 1114
- Trefoil, Birdsfoot (Lotus) 1114
- Trembling fungi 60
- Triadimefon 25
- Triadimenol 25
- Triazophos 28
- Trichaptum abietinum 517
- Trichocomaceae 53



- Trichoderma 531  
  harzianum 25, 531, 721  
  viride 531, 960, 975, 1004
- Trichoderma sp. 1079
- Trichoderma spp. 1102
- Trichodorus  
  christiei 736, 744, 749, 767, 1003,  
    1087, 1093  
  obtusus 410  
  primitivus 410, 738, 963
- Trichodorus and Paratrichodorus 409
- Trichodorus sp. 760, 791, 1008
- Trichodorus spp. 1053
- Trichodothis comata 948
- Trichothecium 266, 532  
  roseum 266, 532, 782, 855, 859,  
    960, 976, 1001, 1006, 1008, 1027,  
    1035, 1052, 1087, 1112  
  viride 804
- Trichothyriaceae 54
- Trichovirus 74
- Tricothecium roseum 721, 787
- Tricyclazole 25
- Tridemorph 25
- Trifloxystrobin 25
- Triflumizole 25
- Triforine 25
- Trillium (Wake-Robin) 1114
- Triphenyltin Hydroxide 25
- Triphragmium 568  
  ulmariae 568, 958
- Tritonia  
  Mosaic 676
- Tritonia (Montbretia) 1115
- Trollius (Globeflower) 1115
- Tropical Soda Apple (*Solanum viarum*)  
  1115
- Trumpetvine  
  Leaf Blight 165
- Trumpetvine, Trumpet-Creeper (*Campsis*)  
  1115
- Trunk Canker 226, 252
- Trybliidiella 216  
  rufula 216, 803
- Tsw-Impatiens Serotype 1098
- Tubackia (*Pirostoma*) 352
- Tubakia dryina 303, 336, 352, 777,  
  784, 1025
- Tuber Rot 107, 483
- Tuberaceae 57
- Tubercularia 266  
  nigricans 967  
  ulmea 266, 842, 906
- Tubercularia sp. 948
- Tuberose (*Polianthes*) 1116
- Tuburcinia  
  clintoniae 1095  
  trientalis 1089  
  trienthalus 587
- Tulare  
  Apple Mosaic 722  
  Apple Mosaic Ilarvirus 604, 676
- Tulip  
  (Tulipa) 1116  
  Anthracnose 90  
  Basal Rot 481  
  Breaking 1116  
  Breaking Mosaic 938  
  Breaking Potyvirus 676  
  Fire 161
- Tulip-Tree  
  Leaf Spot 342  
  Yellow Poplar (*Liriodendron*) 1117
- Tung Tree (*Aleurites*) 1118
- Tupelo  
  Leaf Spot 342, 352  
  Sour Gum, Black Gum (*Nyssa*)  
    1118
- Tupidanthus 1119
- Turnip  
  (*Brassica rapa*) 1119  
  Anthracnose 87  
  Mosaic 768, 796, 911, 915, 973,  
    1050, 1058, 1090, 1091, 1120,  
    1121  
  Mosaic Potyvirus 676  
  Mosaic Virus 1000
- Turpentine Tree (*Syncarpia*) 1120

- Turtle-Head (*Chelone*) 1120
- Twig  
 and Branch Canker 233, 267  
 and Needle Blight 197  
 Blight 84, 167–170, 176, 179, 182,  
 183, 186, 188, 195, 197–199, 201,  
 214, 216, 225, 237, 257, 261, 266,  
 267, 317, 318, 327, 359, 497  
 Canker 225, 232, 239–241, 243,  
 244, 251, 261  
 Dieback 265, 321
- Tylenchorhynchus* 410  
*annulatus* 410  
*brevidus* 410, 887  
*capitatus* 410, 1012  
*claytoni* 410, 738, 744, 887, 1003,  
 1012, 1102  
*dubius* 410, 887  
*martini* 410  
*maximus* 410
- Tylenchorhynchus* sp. 954
- Tylenchorhynchus* spp. 1053
- Tylenchulidae* sp. 399
- Tylenchulus* 411  
*semipenetrans* 411, 771, 805, 883,  
 929, 936, 949, 984, 1014
- Tylenchus* 411  
*balsamophilus* 1097, 1140  
*marginatus* 1084  
*semipenetrans* 803
- Tymovirus* 75, 1124
- Tympanis* 266  
*confusa* 266, 1020
- Tympanis* sp. 756
- Typhula* 593  
 Blight 593  
*idahoensis* 593, 888  
*incarnata* 593  
*itoana* 888  
*variabilis* 787
- Typhula* sp. 783
- Udo (*Aralia cordata*) 1120
- Ulocladium* 365  
*cucurbitae* 365, 821
- Umbravirus 75
- Umbrella-Pine (*Sciadopitys*) 1120
- Umbrellawort (*Oxybaphus*) 1121
- Ucinula* 452  
*adunca* 454  
*circinata* 452, 731, 759, 954, 1076  
*clintonii* 452, 939, 998  
*flexuosa* 452, 910  
*geniculata* 972  
*macrospora* 452, 845, 892, 908  
*necator* 452, 715, 884, 920, 1128  
*parvula* 453, 892  
*polychaeta* 453, 892  
*prosopidis* 453  
*prosopidis* 962  
*salicis* 453, 1031, 1137
- Ucinula* sp. 826, 880
- Ucinuliella*  
*australiana* 453, 818  
*flexuosa* 453
- Unicorn-Plant, Proboscis-Flower (*Pro-  
 boscidea*) 1121
- Uraecium holwayi* 898
- Uredinopsis* 568  
*arthurii* 858  
*aspera* 855  
*atkinsonii* 858  
*ceratophora* 854  
*copelandii* 856  
*glabra* 854  
*longimucronata* 856  
*longimucronata* f. sp. *acrosti-  
 choides* 856  
*longimucronata* f. sp. *cyclosora* 856  
*macrosperma* 855  
*mirabilis* 857, 861  
*osmundae* 568, 856, 861  
*phegopteridis* 569, 858, 861  
*pteridis* 569  
*struthiopteridis* 569, 856, 861  
*virginiana* 855

- Uredo 569  
  arida 761  
  artocarpi 569, 730  
  behnickiana 987  
  cephalanthi 767  
  coccolobae 569, 808  
  contraria 772  
  epidendri 987  
  ericae 569  
  floridana 961  
  fuchsiae 866  
  goodyerae 988  
  guacae 987  
  guaunabensis 1134  
  hameliae 893  
  ignava 740  
  laeticolor 969  
  nigropuncta 987  
  phoradendri 569, 965  
  sapotae 567  
  sphacelicola 1081  
  uviferae 808  
Uredo sp. 964  
Urocystis 587  
  agropyri 588, 888  
  anemones 588, 716, 899, 1045,  
    1057, 1114, 1115  
  carcinodes 588, 740, 806, 967  
  cepulae 798, 986, 1069  
  colchici 588, 736, 775, 986, 1076,  
    1077  
  erythronii 849  
  flowersii 1143  
  gladiolicola 588, 876  
  hypoxis 1089  
  kmetiana 588, 995, 1125  
  lithopragmae 901, 941  
  magica 588  
  sorosporioides 716, 811, 829,  
    958, 967  
  trientalus 587  
  trillii 1115  
  tritici 588  
  violae 1128  
  waldsteiniae 742  
Urocystis waldsteiniae 873  
Uromyces 569  
  acuminatus 943  
  acuminatus var. magnatus 950,  
    1076, 1077, 1121  
  acuminatus var. polemonii 810,  
    1017, 1030  
  acuminatus var. steironematis 835  
  affinis 1089  
  amoenus 715  
  andropogonis 995, 1128  
  apiosporus 1038  
  appendiculatus 569  
  appendiculatus var. appendiculatus  
    570, 745  
  ari-triphylli 570, 728, 921  
  armeriae 727  
  asclepiadis 730, 766, 1127  
  aureus 798  
  betae 570, 749, 1104  
  bidenticola 751  
  brodiaeae 762  
  ciceris-arietini 570, 795  
  claytoniae 806  
  colutea 755  
  commelinae 1114  
  compactus 735, 758  
  costaricensis 570, 740  
  dactylidis 888, 1045  
  dianthi 570, 780, 833, 1103  
  euphorbiae 1029, 1075, 1085  
  fabae 570, 999  
  galii-californici 570, 868  
  genistae-tinctoriae 870  
  gentianae 870  
  geranii 872  
  graminicola 1091  
  halstedii 1115  
  hedysari-obscuri 1103  
  heterodermus 849  
  holwayi 938  
  hordeinus 979

- houstoniatus 757, 912  
 hyalinus 1077  
 inaequialtus 1063  
 indigoferae 916  
 jonesii 1045  
 junci 727, 729, 735, 802, 848, 890,  
 1097, 1107  
 limonii 1090  
 lupini 945  
 lycoctoni 967  
 miurae 866  
 mysticus 888  
 necopinus 1089  
 oblongisporus 1059  
 occidentalis 945  
 peckianus 912  
 perigynius 879, 880, 1047, 1056  
 phaseoli 745, 746  
 phaseoli var. typica 745  
 plumbarius 870, 982  
 primaverilis 979  
 Probus 757  
 punctatus 570, 735  
 rudbeckiae 879, 1056  
 ruelliae 1057  
 scirpi 783  
 shearianus 1062  
 silenes 1070  
 silphii 1071, 1097  
 solidaginis 880  
 sparganii 1099  
 speciosus 811  
 striatus 959  
 suksdorfii 946, 1070  
 transversalis 876  
 trifolii 570  
 triquetrus 1060  
 unitus 935  
 verruculosus 946  
 zygadeni 1143  
 Uromyces sp. 570, 1114  
 Urophlyctis  
 pluriannulata 1103, 1144  
 pulposa 1061  
 Uropyxis 570  
 amorphae 714, 917  
 daleae var. eysenhardtiae 570  
 eysenhardtiae 570  
 petalostemonis 1014  
 Ustilaginaceae 59  
 Ustilaginoidea virens 814, 1051  
 Ustilago 589  
 avenae 589  
 buchloes 589, 888  
 bullata 589  
 claytoniae 967  
 coicis 923  
 cynodontis 888  
 esculenta 589, 1136  
 gayophyti 891  
 heufferi 589, 849  
 hordei 589  
 kollerii 589  
 maydis 589, 814  
 mulfordiana 591  
 oxalidis 989  
 penniseti 1009  
 shiraiana 740  
 speculariae 1080  
 striiformis 591, 888  
 tritici 591  
 vaillantii 885, 1066  
 vinosa 972  
 violacea 591, 946, 1063, 1070  
 Ustulina 532  
 deusta 532, 748, 904  
 vulgaris 845, 939, 954  
 Uvularia (Bellwort, Merry-Bells) 1121  
 Valerian  
 Garden Heliotrope (Valeriana) 1121  
 Red, Jupiters-Beard (Centranthus)  
 1122  
 Valerianella (Corn-Salad or Lamb's Let-  
 tuce) 1122  
 Valsa 266, 532  
 ambiens 998  
 ambiens subsp. leucostomoides 532

- cincta* 267, 1000  
*kunzei* 267, 930  
*leucosomoides* 954  
*leucostoma* 267, 723, 792, 816, 969,  
976, 1000, 1004, 1041  
*nivea* 1031, 1137  
*salicina* 267, 988, 1137  
*sordida* 267, 1137  
*Valsa kunzei* 861  
*Valsa leucostoma* 1026  
*Valsa* spp. 1137  
Valsaceae 56  
*Vancouveria* 1122  
Vanda Ring Spot 987  
*Vanilla* 1122  
*Vanilla-Leaf* (*Achlys*) 1122  
*Varicosavirus* 75  
Variegation 436, 744, 760, 829, 1025,  
1039, 1093  
Vein Mosaic 1000  
Velvet Bean (*Stizolobium*) 1122  
*Venturia* 576  
  *acerina* 954  
  *arctostaphyli* 715, 790, 869, 1139  
  *cerasi* 576, 723  
  *chlorospora* 573  
  *circinans* 872  
  *compacta* 817  
  *crataegi* 895  
  *dickei* 940  
  *inaequalis* 576, 722, 817, 895, 970,  
  color plate 12  
  *orbicula* 980  
  *pirina* 1041  
  *populina* 1030  
  *pyrina* 578, 1006  
  *rhododendri* 1049  
  *tremulae* 1030  
*Venturia* sp. 815  
*Venus' S Flytrap* (*Dionaea muscipula*)  
1123  
*Veratrum* (*False-Hellebore*) 1123  
*Verbascum* 1123  
*Verbena* (*Native Species*) 1123  
*Verbena* (*Nemisia diascia*) 1124  
*Verbena*, *Garden* (*Verbena hortensis*)  
1123  
*Verbesina* (*Crownbeard*) 1124  
*Vermicularia* 267  
  *capsici* 921  
  *coptina* 881  
  *ipomoearum* 267, 968  
  *podophylli* 958  
  *polytricha* 921  
  *sparsipila* 1032  
*Veronica* (*Speedwell*) 1124  
*Verrucosis* 597  
*Verticicladiella*  
  *abietina* 533, 1021  
  *penicillata* 533, 1021  
  *procera* 1021  
  *wagererii* 838, 861, 1021  
*Verticillium* 693  
  *albo-atrum* 693, 704, 709, 711, 722,  
  724–726, 731, 735–737, 741, 749,  
  750, 754, 760, 771, 773, 776, 781,  
  785, 786, 788, 789, 794, 795, 797,  
  801, 802, 805, 812, 822, 827, 830,  
  833, 842, 843, 845, 848, 849, 865,  
  867, 871, 875, 898, 906, 908, 910,  
  911, 915, 923, 931, 936, 940, 942,  
  949, 952, 955, 956, 961, 962, 967,  
  983, 984, 1002, 1010, 1012, 1014,  
  1015, 1017, 1024, 1025, 1027,  
  1030, 1032, 1033, 1036, 1046,  
  1047, 1054, 1057, 1058, 1061,  
  1067, 1068, 1073, 1074, 1087,  
  1091, 1094–1096, 1098, 1102,  
  1113, 1120, 1126, 1127, 1134,  
  1142  
  *albo-atrum* f. *sp. menthae* 964  
  *buxi* 760  
  *dahliae* 697, 704, 707, 709, 717,  
  729, 731, 768, 802, 840, 890, 911,  
  915, 935, 956, 1011, 1034, 1047,  
  1091, 1098, 1121  
  *fungicola* 697, 973, 990  
  *Wilt* 693

- Verticillium sp. 734, 756, 809, 823,  
     836, 842, 879, 903, 988, 1004, 1047,  
     1082, 1101  
 Vesiculomyces citrinus 471  
 Vetch (Vicia) 1125  
 Viburnum 1125  
     Downy Mildew 281  
 Vidalia Sweet Onion (Allium) 1126  
 Vinca (Periwinkle, Ground-Myrtle)  
     1126  
 Vincetoxicum (Milkvine) 1127  
 Vinclozolin 25  
 Violet  
     (Viola odorata and Native Species)  
         1127  
     Root Rot 489, 521  
     Scab 601  
 Vipers-Bugloss (Echium) 1128  
 Virescence 133, 1042  
 Virgella robusta 378  
 Virginia  
     Creeper (Parthenocissus quinquefolia)  
         1128  
     Creeper Soft Anthracnose 598  
 Virginia Crab Stem Pitting and Brownline  
     1006  
 Virocides 11  
 Viroids 75  
 Virus Complex 884  
 Virus epidemic 933  
 Viruses 68, 1163  
 Viscum (True Mistletoe) 369  
 Viscum album 370, 709, 720, 731, 752,  
     817, 845, 895, 902, 910, 942, 954,  
     970, 1005, 1014, 1027, 1031, 1040,  
     1137  
 Vitex (Chaste-Tree) 1129  
 Volutella 216, 267  
     albido-pila 987  
     Blight 267  
     buxi 217, 267, 760  
     dianthi 1103  
     diaphana 878  
     mellea 994  
     pachysandrae 217, 990  
     phlogina 1016  
     vanillae 1122  
     vincae 1126  
 Volutella sp. 829, 921  
 Wahlenbergia (Southern Rockbell)  
     1129  
 Waikavirus 75  
 Wallflower  
     (Cheiranthus) 1129  
     Western (Erysimum) 1129  
 Walnut  
     Anthracnose 95  
     Blight 126, 129  
     Brooming Disease 677  
     Canker 250  
     Meadow Nematode 406  
     Ring Spot 307  
     Toxicity 1049  
     Wilt 1111  
 Walnut (Juglans) (Includes Butternut,  
     Black, English, and Japanese Wal-  
     nuts) 1130  
 Water Deficiency 436  
 Water Shield (Brasenia) 1134  
 Water-Core 720  
 Water-Cress (Nasturtium officinale)  
     1131  
 Water-Elm (Planera) 1132  
 Water-Horehound (Lycopus) 1132  
 Water-Hyacinths (Eichhornia) 1132  
 Water-Lily (Nymphaea) 1132  
 Water-Lily, Yellow Pondlily (Nuphar)  
     1132  
 Water-Primrose (Jussiaea) 1134  
 Watermelon  
     (Citrullus) 1133  
     Curly Mottle 1134  
     Curly Mottle Bigeminivirus 677  
     Leaf Spot 360  
     Mosaic 960, 961, 1087, 1121, 1134  
     Mosaic Potyvirus 677  
     Silver Mottle Tosopvirus 677

- Stunt 1134  
Wilt 690  
Watery Fruit Rot 500  
Watery Leak 519  
Watery Soft Rot 526  
Watsonia 1134  
Wax-Myrtle, Candleberry (*Myrica cerifera*) 1134  
Web Blight 167, 192, 194, 522  
Web Blotch 221  
Weed-Killer Injury 436, 1053  
Weigela 1135  
West  
    African Spiral Nematode 408  
Western Aster Yellows 757, 761  
Western Aster Yellows *Phytoplasma* 1132  
Western Cucumber Mosaic 995  
Western Dwarf Mistletoe 370  
Western Gall Rust 540, 541, 544, 545  
Western Maple Leaf Blister 295  
Western X-Disease 799  
Western Yellow Blight 1112  
Western Yellow Rust 557  
Wet Scale Rot 527  
Wetwood 109, 1118  
Wheat  
    Nematode 386  
    Streak Mosaic 814, 1136  
    Streak Mosaic *Rymovirus* 677  
Wheat (*Triticum*) 1135  
Whetzelinia *sclerotiorum* 706, 850, 1072  
Whip-tail 768  
Whipplea 1135  
Whiskers, Leak 523  
White  
    Blight 374  
    Blister 679  
    Break 876  
    Butt Rot 471  
    Clover Mosaic 808  
    Clover Mosaic *Potexvirus* 677  
    Flaky Sapwood Rot 514  
    Heart Rot 490, 532  
    Leaf Spot 354  
    Line Mosaic 678  
    Mold 339, 374  
    Mold Rot 526  
    Mottle Rot 485  
    Mottled Heart Rot 517  
    Mottled Rot 477–479  
    Mottled Wound Rot 473  
    Pine Blister Rust 541  
    Pocket Rot 515–517  
    Root Rot 471, 515, 524  
    Rot 470, 472, 518, 527  
    Rust 563, 679, 680  
    Sapwood Rot 469, 515, 516  
    Seed 1118  
    Smut 584  
    Spongy Heart Rot 515, 516  
    Spongy Rot 477–479, 528  
    Spot 310, 314  
    Streak 975  
    Tip Blight 211  
    Trunk Rot 478  
    Wood Rot 531  
Whortleberry, Bilberry (*Vaccinium* spp.) 1135  
Wild  
    Cucumber Mosaic 955  
    Cucumber Mosaic *Tymovirus* 678  
    Garlic (*Allium vineale*); Wild Mustard (*Brassica kaber*) 1136  
    Rice (*Zizania*) 1136  
Wildrye (*Elymus*) 1136  
Willow  
    Black Canker 258, 259  
    Leaf Spot 321  
    Powdery Mildew 453, 454  
    Scab 573  
Willow (*Salix*) (Includes Weeping Willow, Pussy Willow) 1136  
Wilt 108, 122, 243, 262, 265, 457, 468, 483, 484, 512, 526, 527, 687–689, 691–693, 804, 1063  
Wind Scab 1027

- Wind Whip 744  
 Wineberry Latent 754  
 Wineberry Latent Virus 678  
 Winged Bean (*Psophocarpus tetragonolobus*) 1138  
 Winter Blight 168, 169  
 Winter Cress (*Barbarea*) 1138  
 Winter Injury 438, 920  
 Winterberry (*Ilex verticillata*) 1138  
 Wintergreen, Checkerberry (*Gaultheria procumbens*) 1138  
 Wintergreen, Waxflower 1139  
 Wire-stem 303  
 Wisconsin Pea Streak 1000  
 Wisteria  
     Leaf Spot 351  
     Mosaic 678  
     Vein Mosaic 1139  
     Vein Mosaic Potyvirus 678  
 Wisteria (*Wistaria*) 1139  
 Witch-Hazel  
     (*Hamamelis*) 1139  
     Leaf Spot 350  
 Witches' Broom 130, 133, 139, 290, 339, 377, 549, 937, 942, 1010, 1113  
 Witches' Broom Disease 836  
 Witches' Broom Rust 548, 551  
 Withertip 87, 90–92  
 Wolfberry (*Symphoricarpos occidentalis*) 1139  
 Wolfiporia *cocos* 518, 930  
 Wood Rose (*Rosa gymnocarpa*, *R. californica*) 1140  
 Wood Rot 474, 491, 514, 529  
 Wood-Betony, Lousewort (*Pedicularis*) 1140  
 Woodrush (*Luzula*) 1140  
 Wound Rot 461, 524  
 Wyethia 1140  
  
 Xanthomonas 122  
     albilineans 122  
     axonopodis 122, 707, 985  
     barbareae 1138  
     begoniae 122, 750  
     campestris 122, 123, 709, 725, 729, 733, 736, 752, 767, 785, 796, 913, 931, 985, 1042, 1044, 1081, 1105, 1119  
     campestris pv. armoraciae 767, 911, 1043  
     campestris pv. asclepiadis 123, 766  
     campestris pv. barbareae 123  
     campestris pv. begoniae 123  
     campestris pv. campestris 864  
     campestris pv. carotae 123, 813  
     campestris pv. citri 123, 803  
     campestris pv. corylina 124  
     campestris pv. cucurbitae 124  
     campestris pv. cyamopsidis 124, 891  
     campestris pv. dieffenbachiae 124, 718, 809  
     campestris pv. ficis 756  
     campestris pv. fragariae 124  
     campestris pv. glycines 124  
     campestris pv. gummisudans 125  
     campestris pv. hederiae 125  
     campestris pv. hyacinthi 125  
     campestris pv. incanae 125  
     campestris pv. juglandis 126  
     campestris pv. malvacearum 126, 901  
     campestris pv. maniotis 756  
     campestris pv. oryzae 126  
     campestris pv. papavericola 126  
     campestris pv. pelargonii 126, 127  
     campestris pv. phaseoli 127  
     campestris pv. pruni 127  
     campestris pv. raphani 128  
     campestris pv. vesicatoria 128  
     campestris pv. vignicola 128  
     campestris pv. vitians 128, 933, 1110  
     campestris pv. zinniae 128, 1144  
     campestris var. fragariae 1092  
     carotae 128, 782  
     compestris 973



- corylina 128, 895  
 cucurbitae 129, 821, 1086  
 dieffenbachiae 129, 796, 1105  
 fragariae 1092  
 geranii 872  
 glycines 129, 1078  
 gummisudans 129, 875  
 hederæ 129, 920  
 hyacinthi 129, 913  
 incanae 129, 1091  
 juglandis 129, 1130  
 maculifolium-gardeniae 868  
 nigromaculans 130  
 nigromaculans f. sp. zinniae 1144  
 oryzae 129, 780  
 papavericola 129, 773, 1032  
 pelargonii 129, 871  
 phaseoli 129, 743, 746, 911  
 poinsetriæcola 1029  
 pruni 129, 711, 712, 723, 791, 793,  
 794, 798, 976, 1000, 1026  
 ricinicola 784  
 solanacearum 901  
 translucens pv. cerealis 885  
 translucens pv. poae 885  
 translucens pv. undulosa 733  
 vesicatoria 130, 1011, 1110  
 vesicatoria pv. raphani 1043, 1119  
 vesicatoria var. raphani 130  
 vignicola 130  
 vitians 130, 934, 1011, 1105  
 Xanthomonas sp. 883  
 Xanthosma 1140  
 Xenodochus  
   carbonarius 765, 1063  
   minor 765, 1063  
 Xerophyllum (Turkeybeard) 1141  
 Xiphinema 411  
   americanum 411, 731, 736, 756,  
   760, 836, 845, 871, 887, 981,  
   1001, 1008, 1020, 1031, 1052,  
   1084, 1093, 1111, 1126  
   bakeri 412, 1068  
   chambersi 412, 1093  
   diversicaudatum 412, 1052, 1093  
   index 412, 715, 859, 883, 920, 967,  
   1024  
   krugi 1052  
   pacificum 1001  
   radicicola 412  
 Xiphinema sp. 723, 954  
 Xylaria 533  
   apiculata 1035  
   digitata 895  
   hypoxylon 533, 881, 895  
   longeana 874  
   mali 533, 721, 907, 1006  
   multiplex 843  
   polymorpha 533, 893  
 Xylaria sp. 1006, 1046  
 Xylaria spp. 793, 845  
 Xylariaceae 56  
 Xylella fastidiosa 130, 844, 953, 972,  
 980, 983, 1007, 1099  
 Xylem limited Rickettsialike 1025  
 Xylem limiting bacteria 972  
 Yam  
   Cinnamon-Vine (Dioscorea) 1141  
   Nematode 409  
 Yarrow (Achillea) 1141  
 Yaupon (Ilex vomitoria) 1141  
 Yeast Spot 498  
 Yellow 297  
   Bean Mosaic 876  
   Flaky Heart Rot 477, 479  
   Gum Disease 101, 103  
   Leaf Blister 297  
   Leaf Rust 560, 564  
   Leaf Spot 289, 738  
   Mottle 983  
   Mottle Begomovirus 678  
   Net 1104  
   Rust 552  
   Spotting 780  
   Strapleaf 800  
   Witches' Broom Rust 554  
 Yellow-Root (Xanthorhiza) 1141

- Yellowing 133, 1079  
Yellows 133, 438, 482, 687, 689, 851,  
1064, 1082, 1090  
Yellowwood (Cladastris) 1141  
Yerba Buena (Micromeria) 1142  
Yerba Santa (Eriodictyon) 1142  
Yew (Taxus) 1142  
Yucca  
    Leaf Blight 184  
    Leaf Spot 344  
Yucca (Adams-Needle, Joshua-Tree,  
    Spanish Bayonet) 1142  
  
Zamia (Coontie) 1143  
Zauschneria (Fire-Chalice, California  
    Fuchsia) 1143  
Zebra  
    Plant (Aphelandra) 1143  
Zephyranthes (Atamasco-Lily, Zephyr-  
    Lily) 1143  
Zigadenus 1143  
Zimmerman's Spiral Nematode 394  
  
Zinc Deficiency 438  
Zineb 25  
Zinnia 1144  
    Blight 153  
Ziram 25  
Zizia (Meadow Parsnip) 1144  
Zonate Leaf Spot 180, 306, 320,  
    331, 332  
Zonate Ring Spot 755, 807  
Zoysia  
    Spine Nematode 390  
Zoysia (Japanese Lawn Grass) 1145  
Zucchini  
    Yellow Mosaic 822, 960, 1087,  
    1134  
    Yellow Mosaic Potyvirus 678  
Zygocactus  
    Montana X 799  
    Montana X Potexvirus 678  
Zygomycota 50  
Zygophiala 222, 286  
    jamaicensis 222, 286, 780, 1028