



Belarus Tractor International

7842 N. Faulkner Rd
Phone 1-800-356-2336
Fax 1-800-982-3141

Agricultural Supply Catalog

OEM Line of Disc Harrow Bearings



Cutting Parts

Disc Mower Blades



Implement Jacks

Lighting

High Definition SMV Signs



Baler & Forage Harvester Teeth

Three Point Hitch Parts

Replacement Rotary Mower Blades



Tractor Umbrellas

7842 N. Faulkner Rd • Milwaukee WI • 53224
Phone 1-800-356-2336
Fax 1-800-982-3141

Index

A

Adapters (Weld-On)	110
Alloy Transport Chain	100
Ag. Bag Chain	96
ATV Roller Chain	99

B

Bagged Roller Chain	74, 98
Ball Joints	45
Ball Joint & Rod End Asst. Box	44
Barrel Pumps	20
Bearing X-Ref Section	154-182
AAMCO	154
AGCO	154-158
ALLIS CHALMERS	158-160
ARTSWAY	160
BRILLION	160
BURCH	160
CASE IH	160-163
CRUST BUSTER	163
DICKEY	163
DMI	163
DUNMAN	163
FARM HAND	163
FMC	163
FORD NEW HOLLAND	163-170
FOREST CITY	170
GEHL	170, 171
GLENCOE	171
GREAT PLAINS	171
HESSTON	171
INGERSOL	171
JOHN DEERE	171-174
KEWANEE	174, 175
KINZEE	175
KNIGHT	175
KRAUSE	175
LANDOLL	175
LILLISTON	175, 176
MASSEY FERGUSON	176, 177
MELROE	177
MILLER DISK	177
M & W	177
NEW IDEA	177, 178
NOBLE	178
OWATONNA	178
PITTSBURG	178
SIMPLICITY	178
SUN FLOWER	178
TISCO	178-180
TYE	180
UNVERFERTH	180
VERMEER	180
VERSITILE	180
WHITE	181, 182
WIC	180, 181

WIL RID	181
WOODS	182
Beet Harvester Chain	104
Bolt Tool	131
Bronze Bushing Asst.	
Boxes	46
Buggy Tops	189
Bushings (Machinery).....	39

C

Chain Section.....70-105

Ag Bag Chain for Bailing	96
Alloy Transport Chain	100
Bagged Roller Chain Links	74, 98
Bale Elevator Chain	96
Beet Harvester Chain	105
Big Orange Chain	
Accessories.....	101, 102
Chain (Bulk).....	12
Chain Display Center	104
Combine John Deere Chain	
Assemblies	83-86
Dimensions & Specifications	77
Dimensions & Specifications for Roller	
Chain	76
Extended Life O-Ring Roller Chain	75
Forage Harvester Chain	
New Holland, Gehl	81
Gathering Chain Assemblies.....	80
High Test Chain	100
HKK Chain	71, 72
John Deere Grain Head Drive Coupler	
Chain	99
John Deer Planter Chain Replacement	
Assemblies	
.....	79, 80
Load Binders	103
Metric Single Strand Packaged 10 ft.	
Boxed Roller Chain	99
MRC Value Product Chain	72
New American Bagged Roller Chain .	
.....	98
New Holland Round Bailers Replace-	
ment Chain	78
Nickle Plated Roller Chain	75
Planter Chain Assemblies (John Deere)	
.....	79
Popular Lawn Garden & ATV Roller	
Chain	99
Proof Coil Chain	100
Repair Links	101
Cold Shuts	14, 101
Lap Repair Links	14, 101
Mid Links	14, 101
Quick Links	14, 101
Replacement Roller Chain Assemblies	
for International Harvester	
Combine Roller Chain	82

Rexnord Roller Chain	73
Rivited Chain	74
Spreader Apron Assemblies	
Schultz	91
Spreader Apron Assemblies 87-91,105	
Stainless Steel Roller Chain	75
Steel Detachable Chain	
Attachment Links	93-96
Steel Pintle Chain	91
Super Series HP Series Roller Chain	77
Super Series Roller Chain	75
T-Bar and T-Rod positive lock chain....	87

Chain (Bulk)..... 12,100

Chain Accessories.....11-13, 101-103

Clevises	13, 101
Eye Hooks	13, 101
Grab Hooks	13, 101
Latch Kits	13, 101
Repair Links	13, 101
Slip Hooks	13, 101

Chain Displays

HKK	102
MRC	102
Rexnord	102

Chain Tools..... 97

Chain Breakers..... 97

Chain Pullers 97 |

Clevis Pin 30 |

Clips 25 |

Combine and Mower-Conditioners

Assemblies IHC, New Holland	86
-----------------------------------	----

Combine Chain Assemblies 83-86 |

Compression Spring Assortment ... 47 |

Coneflex Couplers 114 |

Conversion Bushings &

Bushing Assortment 19 |

Couplers (Jaw Type)..... 115 |

Couplers (Over-Running)..... 109 |

Couplers

Connect Under Pressure 8450 Series	57
------------------------------------	----

Cutting & Harvest Parts 122-152 |

Bolt Tool	132
Guards (Forged Steel for OEM'S)	139
Guards (Forged Steel for OEM'S)	140, 141
Harrow Tines	152
Hay Bale Counter	133
Knife Clips	137, 138
Knife Sections	134-136
Knife Sections (Schumacher)..	122-131
Mower Conditioner, Haybine, Wind-	
rower, Reel Tines.....	150
Rake & Tedder Teeth	147-149
Rivets	138
Rivet Tool by Smith Tool	132
Rotary Mower Blades	142-146

Index

Rotary Mower Blade Holders	142
Rotary Mower Blades	142
Schumacher Cutting Parts	122-131
Section Bolts	138
Sickle Head Bushing Ford/New Hol- land	133
Tine Fixing Sets	120
Ware Plates	137
Rake & Tedder Teeth	148
Schumacher Cutting Parts	123

D

Detachable Chain Attachment Links	93-96
Dimensions and Specifications	76, 77
Disc Bine Blades	142-146
Double Series Riveted Roller Chain HKK Heavy Series	71
Double Strand Riveted Roller Chain ...	71
Rexnord	73
Drawbars	16
Dust Cap Displays	65

E

E-Rings	33, 34
Engine Heaters	192
Extended Life O-Ring Riveted Roller Chain	75
Extended Pitch Riveted Roller Chain Conveyor Chain	72
HKK	72
Rexnord	73
Extension Shafts	111

F

Farmex Sleeved Hydraulic Hose	120
Farm Clevises	11
Forage Harvester Chain	81
Forged Replacement Ends	15
Forged Top Links	15
Forged Weld on Ends	16

G

Gathering Chain Assemblies	80
Grease Fittings	23
Grease Guns & Accessories	20-22, 37
Grease Gun Clamp	20
Grease Gun Coupler	20
Grease Injector Needle	20
Grease Whips	20
Guards (Forged Steel for OEM's)	139-141

H

Hair Pin Clips	29
Harrow Tines	150, 152
Harvester Chain	81
Hay Bale Counter	133
Heaters Engine	192
Hex Wrench	41
Hitch Balls	43
Hitch Pin Adapter	19
Hose Clamps	42

Hose Assemblies Seciton.....116-121

Air & Water Hose Assemblies	119
Farmex Sleeved Hydraulic Hose As- semblies	114
Gates Pressure Washer	116, 117
Pressure Washer Accessories	118
Recoil Hose	118
Sleeved Hydraulic Hose Assembles ..	120

I

Implement Jacks.....	5-9
----------------------	-----

J

JACKS

A-Frame	6
MOUNTS	5, 6
SWIVEL Side Crank	6
Top Crank	6
TUBE MOUNT Side Crank	6
Top Crank	6
A-Frame	6
Swivel	6
Tube Mount	5

Jacks (Implement)

Model SM (Side Crank Tube Mount) 5	5
Model SS (Side Crank Standard Swivel)	6
Model TM (Top Crank Tube Mount) ..	6
Model TS (Top Crank Standard Swivel)	6
Mounting Tubes	6
Bolt on & Weld on	6
Square Jacks Sidewind & Topwind	7

Jacks (Trailer Jack)	9
Jaw Couplers	115

K

Key Stocks	38
Knife Clips	137
Knife Sections Schumacher	122-131

Knife Secitons	134-136
-----------------------------	---------

L

Lift Arm & Top Link Pins	18
Lift Arm Pins (Merchandiser)	18
Lift Arm Replacement Balls	16
Link Pin Merchandiser	18
Loader Nipple	20
Load Binders	103
Lube Couplers	20
Lubrication Fittings (hydraulic)	24
Lynch Pins & Assortments	26
Lynch Pin Assort Box	33

M

Mower Conditioner, Habine, Wind- rower, Reel Tines	150
Muffler Clamps	42

N

Nickel Plated Riveted Roller Chain ..	75
Non-Standard Riveted Roller Chain ..	74

O

O-Rings

Boss Face O- Rings	48, 49
Code 61 and 62 Flange Fittngs	48
Face Seal O-Rings	50

O-Ring Kits

Metric O-Ring Kits	49
Standard O-Ring Kits	49

Over Running Couplers

Kwik-D-Tach Tractor to 125 h.p.	109
Tractor Models to 75 h.p.	109

P

P.T.O. Adaptors106-115

Forged Adaptors	106
Over-Running Couplers	109
Push-Pin Type	108
Round Shaft Adaptors	108
Sleeve Type Splined	106
Splined Adaptors	106
Splined to 125 h.p.	107

Pins

Cotter Pins & Cotter Pin Assortment	28
Hair Pins	27, 36
Hitch Pins	25
Klik-Pin	25
Lynch Pins & Lysnch Pin Asst.	26, 33
Lynch-Pins	25, 33
Presto Pins	27
PTO Pins	25

Index

Roll-Spring Pins & Assortments	29, 35
Planter Chain Assemblies	
Max-Emerge	79
Power Take Off Pins	112
Proof Coil Chain	100
Pump Coupler	110
Pump Oilers	20

Q

Quick Couplers Section51-69

4000 Series	56
4200 Series	56
5000 Series	60
6600 Series	57
71 Series Snap Tite High Pressure	67
8200 Series	58
9200 Series Lever Coupler	59
9500 Series	59
Accessories Clamps	62
Case IH	53
Connect Under Pressure 8450 Series	58
Convesion Kits	66
DH 60 Series Snap Tite High Pressure	67
Diagnostic Products PD Series	61
Dust Plugs & Caps	64
Flat Face Non-Spill FF Series	62
Flat Face Non-Spill Quick Couplings FEM Series	63
Flat Face Non-Spill Quick Couplings FF Series	62
Flat Face Non Spill FEC, FC Series	63
High Pressure Thread to Connect 3000 Series	60-62

Interchangeable OEM Couplers

John Deere Couplings & Adapters	51
Kubota Couplings	51
Merchandising Products	65
OEM Coupling 8450 Series	66
Quick Coupling Adapters	54
Replacement Cartridges	66
Select the Proper Tractor Coupler	55
Thread-to-Connect Couplers Brass Series	52
X-Reference	68, 69
Quick Repair Washers	41

R

Rake & Tedder Teeth	147- 149
Rake Tooth Holder	133
Repair Links	100
Ratchet Binders	10
Retaining Rings	31, 32
Rims (Wagon & Trailor)	193
Rivets	138
Rivet Tool	132

Rod Ends	45
Roll-Spring Pins	29, 35
Roller Chain Assemblies	82-86
Roller Chain	70-77
Roller Chain Couplers	114
Rotay Mower Blades	142-146
Round Baler Chain	78

S

Seats (Tractor)	188
Section Bolts	138
Set Collars	40
Set Screws	41
Shop Manuals (Tractor)	183-187
Sickle Bushing	133
Single Strand Riveted Roller Chain	
HKK	71
Rexnord	73
SMV Emblems & Accessories	109
Speed Changer (PTO)	113
Splined Couplings	112
Splined Shafts	111
Spreader Apron Assemblies	87-91
Spreader Apron Installation Instruc- tions	92
Springs	47
Stabilizer Arms and Pins	15
Stainless Stee Roller Chain	75
Steel Pintle Chain	91
Suction Gun	20
Super Series Roller Chain	
HP Series	75

T

Tarp Straps	190
T-Bar Chain	87
T-Rod Chain	87
Teeth (Rake & Tedder)	147-149
Threaded Rod	41
Tines	150-152
Tine Fixing Sets	120
Top Link Pins	20

Tractor Accessories Section 182-192

Ball Hitches	190
Buggy Top Sun Shade	188
Engine Heaters	192
Hose Clamps	191
Muffler Clamps	191
SMV Emblems & Access	197
Steering Wheel Spinners	191
Tarp Straps	190
Tractor Seats	188
Tractor Shop Manuals	183-187
Tractor Umbrellas	189
Weather Caps	191
Wheel Rims for Trailor and Wagon	...

.....	193
Triple Strand Riveted Roller Chain	
HKK	72

U

Umbrellas & Mounting Brackets	189
--	-----

V

Value Product Riveted Roller Chain	
MRC	72

W

Ware Plates	137
Washers (Quick Couplers)	39
Weather Caps	42
Weld On Adaptors	110
Quick Release Weld-Ons	110
Snap Hitch Pump Adaptors	110
Splined Weld-Ons	110
Wheel Rims	193
Wire Rope	14
Wire Rope Clamps	14



IMPLEMENT JACKS



CROWN TUBE MOUNT JACKS (Less Mounts)

**Model TM
Top Crank
Tube Mount**





PART NO.	LIFTING CAPACITY	INCHES OF LIFT	HANDLE POSITION	PIVOT C/L TO BASE MIN. MAX.		MOUNTING TUBE		HANDLE REPAIR KIT	GEAR REPAIR KIT	HITCH PIN CHAIN
						WELD ON 	BOLT ON 			
2TM-10-0	2000 LBS.	10"	TOP	10"	20"	005-006	800-009	500-104	NONE	700-005
2TM-15-0	2000 LBS.	15"	TOP	15"	30"	005-006	800-009	500-104	NONE	700-005
3TM-10-0	3000 LBS.	10"	TOP	10"	20"	005-006	800-009	500-104	NONE	700-005
3TM-15-0	3000 LBS.	15"	TOP	15"	30"	005-006	800-009	500-104	NONE	700-005
5TM-10-0	5000 LBS.	10"	TOP	10"	20"	005-006	800-009	500-104	NONE	700-005
5TM-15-0	5000 LBS.	15"	TOP	15"	30"	005-006	800-009	500-104	NONE	700-005
7TM-10-0	7000 LBS.	10"	TOP	10"	20"	005-024	N/A	500-148	NONE	700-005
7TM-15-0	7000 LBS.	15"	TOP	15"	30"	005-024	N/A	500-148	NONE	700-005

**Model SM
Side Crank
Tube Mount**



* Less Sand Shoe

PART NO.	LIFTING CAPACITY	INCHES OF LIFT	HANDLE POSITION	PIVOT C/L TO BASE MIN. MAX.		MOUNTING TUBE		HANDLE REPAIR KIT	GEAR REPAIR KIT	HITCH PIN CHAIN
						WELD ON 	BOLT ON 			
2SM-10-0	2000 LBS.	10"	SIDE	10"	20"	005-006	800-009	500-105	500-106	700-005
2SM-10-5	2000 LBS.	10"	SIDE	15"	25"	005-006	800-009	500-105	500-106	700-005
3SM-10-0	3000 LBS.	10"	SIDE	10"	20"	005-006	800-009	500-105	500-106	700-005
3SM-15-0	3000 LBS.	15"	SIDE	15"	30"	005-006	800-009	500-105	500-106	700-005
5SM-10-0	5000 LBS.	10"	SIDE	10"	20"	005-006	800-009	500-105	500-106	700-005
5SM-15-0	5000 LBS.	15"	SIDE	15"	30"	005-006	800-009	500-105	500-106	700-005
7SM-10-0	7000 LBS.	10"	SIDE	10"	20"	005-024	N/A	500-171	500-156	700-005
7SM-15-0	7000 LBS.	15"	SIDE	15"	30"	005-024	N/A	500-171	500-156	700-005

IMPLEMENT JACKS

HARDWARE



CROWN SWIVEL AND A-FRAME JACKS (Less Mounts)

Model TS
Top Crank
Standard Swivel



015904 Order retaining ring separately for Models TS and SS only.

PART NO.	LIFTING CAPACITY	INCHES OF LIFT	HANDLE POSITION	PIVOT C/L TO BASE MIN. MAX.		MOUNTING TUBE		HANDLE REPAIR KIT	GEAR REPAIR KIT	PLUNGER PIN KIT
						BOLT ON	WELD ON			
2TS-10-0	2000 LBS.	10"	TOP	10"	20"	800-002	800-001	500-104	NONE	500-103
2TS-15-0	2000 LBS.	15"	TOP	15"	30"	800-002	800-001	500-104	NONE	500-103
5TS-10-0	5000 LBS.	10"	TOP	10"	20"	800-002	800-001	500-104	NONE	500-103
5TS-15-0	5000 LBS.	15"	TOP	15"	30"	800-002	800-001	500-104	NONE	500-103



Model SS
Side Crank
Standard Swivel



015904 Order retaining ring separately for Models TS and SS only.

PART NO.	LIFTING CAPACITY	INCHES OF LIFT	HANDLE POSITION	PIVOT C/L TO BASE MIN. MAX.		MOUNTING TUBE		HANDLE REPAIR KIT	GEAR REPAIR KIT	PLUNGER PIN KIT
						BOLT ON	WELD ON			
2SS-10-0	2000 LBS.	10"	SIDE	10"	20"	800-002	800-001	500-105	500-106	500-103
2SS-15-0	2000 LBS.	15"	SIDE	15"	20"	800-002	800-001	500-105	500-106	500-103
3SS-10-0	3000 LBS.	10"	SIDE	10"	20"	800-002	800-001	500-105	500-106	500-103
3SS-15-0	3000 LBS.	15"	SIDE	15"	30"	800-002	800-001	500-105	500-106	500-103
5SS-15-0	5000 LBS.	15"	SIDE	15"	30"	800-002	800-001	500-105	500-106	500-103

A-Frame Jack also Available - Less Sandshoe

Jack Part No.
TWL175

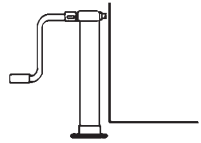
Sand Shoe
018173

IMPLEMENT JACKS

Crank Jack

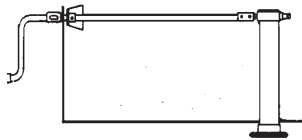
HARDWARE

Crank Part # 015181



SIDE MOUNT

Crank Part # 015193



CENTER MOUNT



Part Number	Description
SWQ180DL-B	10,000 lbs/sidewind Jack Fully Retracted 27" Fully Extended 53"

Note: Cranks sold separately. (see below)

Part Number	Description
015181	Crank Assembly for Side Mount Jacks
015193	Crank Assembly for Center Mount Jacks

For ordering cranks determine location of where the jack is mounted then see illustration to left.

Sidewind/Topwind Square Jacks

by the HammerBlow



003155



190500



190510



190554



190574

Part No.	Description all w/ Standard Disc foot	*Dimensions
190500	7000 lbs/topwind drop leg jack	(A) 20.7" (B) 49.2"
190510	7000 lbs/sidewind drop leg jack	(A) 23.0" (B) 51.5"
190554	7000 lbs/topwind fixed leg tube mount w/pin & Chain	(A) 25.3" (B) 40.3"
190574	7000 lbs/sidewind fixed leg tube mount w/pin & Chain	(A) 27.6" (B) 42.6"
Acces. Part No.	Description of Accessories	
003155	Weld-on female Mount for 3/4" pin 3.25" O.D. x 2.56" I.D. x 3.0" long for 190554,190574	

*(A) = Fully Retracted (B) = Fully Extended

IMPLEMENT JACKS

HARDWARE



HAMMERBLOW JACKS

BULLDOG Standard Implement Jacks
Mounts Included

Tubular Swivel

PART NO.	LIFTING CAPACITY	INCHES OF LIFT	HANDLE POSITION	RETRACTED MIN.(A)	EXTENDED MAX.(B)	DESCRIPTION
2,000 lbs						
158451	2,000 lbs.	10"	TopWind	11.00"	21.00"	Weld-on tubular mount w/ 9/16" pin and disc foot
158452	2,000 lbs.	15"	TopWind	14.50"	29.50"	Weld-on tubular mount w/ 9/16" pin and disc foot male mating mount included.
158109	2,000 lbs	10"	SideWind	10.80"	20.80"	Weld-on tubular mount with 9/16" pin and disc foot male mating mount included.
158151	2,000 lbs	15"	SideWind	14.50"	29.50"	Weld-on tubular mount with 9/16" pin and disc foot. Male mating mount included.
5,000 lbs						
178101	5,000 lbs	10"	TopWind	11.25"	21.25"	Weld-on tubular mount with 9/16" pin and disc foot. Male mating mount included.
178151	5,000 lbs	15"	TopWind	15"	14.70"	Weld-on tubular mount with 9/16" pin and disc foot. Male mating mount included.

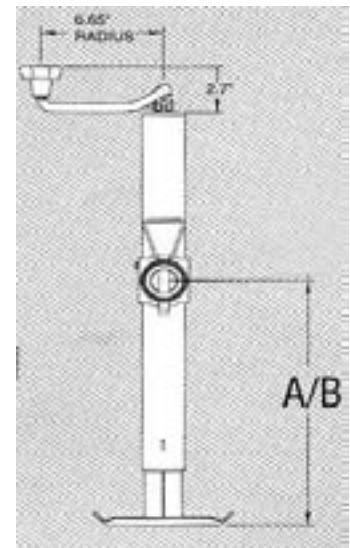


Weld-On Retaining Ring Swivel

151401	2,000 lbs.	10"	TopWind	11.00"	21.00"	Weld-on L-bend swivel bracket assembled 1/2" diameter plunger pinw/ base.
--------	------------	-----	---------	--------	--------	---

Genuine Replacement Part Kits

Part #	Description	Used on Jack Series#
500-103	Plunger Pin Kit for swivel jacks	
500-104	TopWind Crank 2000 thru 5000 lb	
500-105	SideWind Crank Assembly with Black Knob	170
500-106	SideWind Gear Kit - 5000lbs.	139, 159, 170
500-148	TopWind Crank Assembly with Black Knob	190
500-156	SideWind Gear Kit - 7000 lb.	190
500-171	SideWind Crank Assembly with Black Knob	190
500-251	Bearing Kit - 2000 lbs 150	



IMPLEMENT JACKS & ACCESSORIES

A-Frame Mount Jack



Part Number	Description
TWL175	A-Frame Mount Jack

- 5,000 lb. Capacity with disc foot
- 16-1/2" Retracted Height from mounting plate to foot.
- 15" Lift Travel

Note: Foot sold separately. (See below)

Part Number	Description
018173	Foot

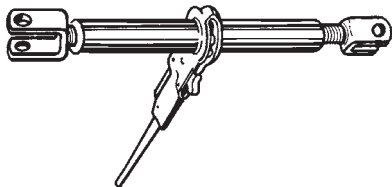


Trailer Jacks by HammerBlow

Part Number	Description
SWS159RS	1000 lbs. 10" travel fits up to 3" x 5" tongue 6" poly wheel

Ratchet Jacks

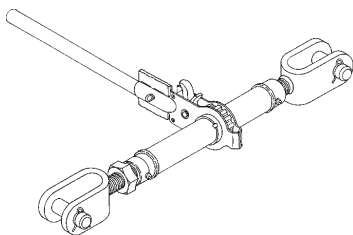
Ratchet Jack - Sold Each



- Completely interchangeable with most clevis mounted hydraulic cylinders
- 1-1/4" UNC heavy duty thread
- Operator safety assured by positive stop at the maximum open adjustment
- Includes Clevis Pins, Clips & Handle

Part No.	Category	Center Tube In.	Adjustment
E2308	CAT 2	13" center	20" to 28"

Heavy Duty Bulldog Ratchet by the HammerBlow Corp



- Stainless steel flat ratchet spring tested to 20 times the competition's life.
- 3/8" U brackets tested to the endurance limit specified by a major OEM. Exceeds competition's life by a factor of six.




Part Number	Description
690020	Ratchet Jacks 20" Retracted 28" Extended 16,000 pound pull - 10,000 pounds push

Load Binders

Lever Type Load Binder - Sold Each

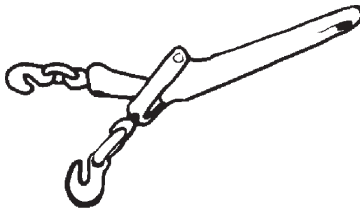
Functionally superior to any other on the road. Easier to operate. Locks securely. The handle closes down away from the load with more leverage. Gives more control in binding and releasing without extra tools. Handles are drop forged from special bar quality steel and heat treated. Hooks are heat treated steel. Meets all D. O. T. specifications.



Part No.	Chain size & Grade			Take up	Working Load Limit	Minimum Ultimate Strength
	G30	G43	G70			
M104	1/4"	1/4"	--	3"	2,600 lbs.	7,800 lbs.
M105	1/4"	1/4"	1/4"	4-7/8"	5,400 lbs.	19,000 lbs.
M105	5/16"	5/16"	5/16"	4-7/8"	5,400 lbs.	19,000 lbs.
M105	3/8"	3/8"	--	4-7/8"	5,400 lbs.	19,000 lbs.
M106	5/16"	3/8"	5/16"	5-1/8"	9,200 lbs.	28,000 lbs.
M106	7/16"	7/16"	3/8"	5-1/8"	9,200 lbs.	28,000 lbs.
M106	1/2"	1/2"	--	5-1/8"	9,200 lbs.	28,000 lbs.

Red Devil Binder - Sold Each


Free turning 360° swivels for both hooks for easier handling and better utility. Front tongue for greater take-up. Special handle angle prevents finger trap. Drop forged. Short reach hooks for maximum take-up. Meets all D. O. T. specifications.



Part No.	Maximum Chain size in. & Grade	Take up	Working Load Limit	Minimum Ultimate Strength
D48314	1/4" G30	2-3/4"	1,250 LBS.	5,000 lbs.
D48315	3/8" G30	4-1/2"	2,650 LBS.	10,600 lbs.

"Dixie" Red Devil Ratchet Binder - Sold Each


Heavy - duty, rigid, all steel construction. Short reach hooks for maximum take-up. Infinite adjustment. Continuous take-up. Meets all D. O. T. specifications.



Part No.	Maximum Chain size in. & Grade	Take up	Working Load Limit	Minimum Ultimate Strength
D48365	5/16 G70	8"	5,400 lbs.	19,000 lbs.
D48365	3/8 G43	8"	5,400 lbs.	19,000 lbs.

Little Red Tightener - Sold Each

Features swivel hook for easier operation. Either hook may be permanently attached to chain. Rugged cast construction.



Part No.	Take up	Working Load Limit	Minimum Ultimate Strength
D48949	3"	250 lbs.	1,000 LBS.

NOTE: Do not exceed working load limits specified. Working load limits apply to load binders only.


FARM CLEVISES

HARDWARE

Straight Clevis - Sold Each

Part No. Straight Clevis	Body Dia.	Part No. Tee Handle Clevis Pin (Fig. A)	Size (Fig. A in.)	Working Load Limit (Fig. A. lbs)
M8158	5/8"	M811	1/2 X 2-1/4	6,000
M8134	3/4"	M813	5/8 X 3-1/8	12,000
* M8878	7/8"	M817	3/4 X 3-1/4	16,000
* M8178	7/8"	M817	3/4 X 3-1/4	16,000
M8190	15/16"	M819	7/8 X 3-3/4	20,000
M8195	1"	M829	1 X 4-1/4	25,000

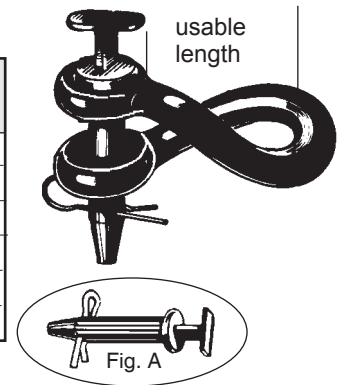
* Note: M8878 Has a usable length of 3 3/8" M8178 Has a usable length of 4 3/8"



Twist Clevis - Sold Each


Part No. Twist Clevis	Body Dia.	Part No. Tee Handle Clevis Pin (Fig. A)	Size (Fig. A in.)	Working Load Limit (Fig. A lbs)
M8258	5/8"	M811	1/2 X 2-1/4	6,000
M8234	3/4"	M813	5/8 X 3-1/8	12,000
* M8078	7/8"	M817	3/4 X 3-1/4	16,000
* M8278	7/8"	M817	3/4 X 3-1/4	16,000
M8290	15/16"	M819	7/8 X 3-3/4	20,000
M8295	1"	M829	1 X 4-1/4"	25,000

* Note: M8078 Has a usable length of 3 3/4" M8278 Has a usable length of 4 3/4"



Farm Screw Pin Clevis - Sold Each

Part No.	Body Size	Part No. Screw Pin	Pin Diameter
M1646	1/4"	* 2M1646	5/16"
M1647	5/16"	* 2M1647	3/8"
M1648	3/8"	* 2M1648	7/16"
M1649	7/16"	* 2M1649	1/2"
M1650	1/2"	* 2M1650	5/8"
M1651	5/8"	* 2M1651	3/4"
M1652	3/4"	* 2M1652	7/8"
M1653	7/8"	* 2M1653	1"
M1654	1"	* 2M1654	1 1/8"
M1655	1-1/8"	* 2M1655	1 1/4"
M1656	1-1/4"	* 2M1656	1 3/8"




- Alloy Pin
- For use on: Multiple hitches where 3 or 4 implements are pulled with one tractor
- Crawler type tractors

* Non-Stock Item

Utility Clevis - Sold Each

Part No.	Body Size
M1546	1/4"
M1547	5/16"
M1548	3/8"
M1549	7/16"
M1550	1/2"
M1551	5/8"

- Used for joining hitch to harrow sections.
- Forged from hi-strength steel with heat treated alloy pin

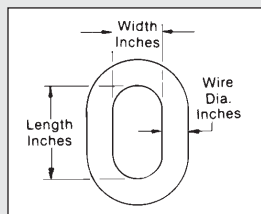


WARNING: Do not exceed working load limit. Use only alloy chain and attachments for overhead liftings.

FARM CLEAVISES

HARDWARE

(GRADE 30) Proof Coil Chain




HOW TO MEASURE CHAIN

Trade Size Inches	Wire Diameter	Nominal Inside Link Dimensions		Approx. Weight Lbs. Per 100 FT.	Working Load Limit Lbs.
		Length Inches	Width Inches		
3/16	.218	0.95	.40	42	750
1/4	.276	1.24	.47	64	1250
5/16	.315	1.28	.50	86	1900
3/8	.394	1.38	.57	140	2650
1/2	.512	1.55	.72	263	4500

Nominal weights and dimensions are subject to a plus or minus tolerance of 4%. Finish - Bright Zinc. Other finishes upon application.

REELS (Order by reel)



Part Number	Trade Size Inches	Feet Per Reel	Wt. Per Reel (Lbs.)
DT10602	3/16	100	42
DT10603	1/4	75	48
DT10604	5/16	50	43
DT10605	3/8	40	56

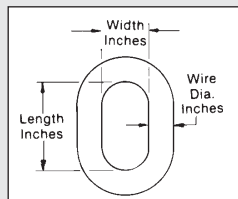
PAILS (Order by pail)



Part Number	Trade Size Inches	Feet Per Pail	Wt. Per Pail (Lbs.)
DT13113	3/16	250	103
DT13114	1/4	141	92
DT13115	5/16	92	78
DT13116	3/8	63	90
DT13118	1/2	40	113

Half drums and full drums available. Call Customer Service for information.

(GRADE 40) High Test Chain



HOW TO MEASURE CHAIN

Trade Size Inches	Wire Diameter	Nominal Inside Link Dimensions		Approx. Weight Lbs. Per 100 FT.	Working Load Limit Lbs.
		Length Inches	Width Inches		
1/4	.275	1.24	0.47	54	2600
5/16	.315	1.28	0.50	86	3900
3/8	.394	1.38	0.57	140	5400
1/2	.512	1.55	0.72	263	9200

Nominal weights and dimensions are subject to a plus or minus tolerance of 4%. Finish - Bright Zinc. Other finishes upon application.

PAILS (Order by pail)



Part Number	Trade Size Inches	Feet Per Pail	Wt. Per Pail (Lbs.)
DT14099	1/4	150	101
DT14100	5/16	100	88
DT14101	3/8	75	108
DT14103	1/2	40	108

(GRADE 70 & 80) Alloy Transport Chain

PAILS or HALF DRUM



Part Number	Grade	Trade Size Inches	Working Strength	Feet Per Pail	Wt. Per Pail (Lbs.)
DT17097	grade 70	5/16	4700 lbs.	100	99
DT17098	grade 70	3/8	6600 lbs.	75	151

Note: Use hooks and links with compatible working strength * Can be used for overhead lifting

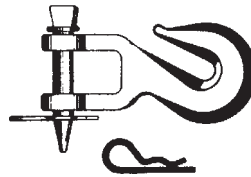
CAUTION: DO NOT USE ANYTHING UNDER 80 GRADE FOR OVERHEAD LIFTING. WORKING LOAD LIMIT MUST NOT BE EXCEEDED

CHAIN ACCESSORIES

Tractor Drawbar Hook - Sold Each

Fits all category 1 and 2 drawbars

Part No.	Body Size
M834	3/4" Hook
M2X834	Pin & Hair Pin



Grade 43 Grab Hooks - Sold Each

Part No.	Chain Size	Max. Working Load Limit
M804	1/4"	2,600
M805	5/16"	4,000
M806	3/8"	5,400
M807	7/16"	7,200
M808	1/2"	9,200

Grade 80 Alloy Grab Hooks - Sold Each

Part No.	Max. Working Load Limit
M804-A	4,100
M805-A	5,100
M806-A	7,300
* M807-A	8,750
M808-A	13,000
M810-A	20,300

Clevis Type



*GRADE 63

Grade 43 Slip Hooks - Sold Each

Part No.	Chain Size	Max. Working Load Limit
M904	1/4"	2,600
M905	5/16"	4,000
M906	3/8"	5,400
M907	7/16"	7,200
M908	1/2"	9,200

Grade 63 Alloy Slip Hooks - Sold Each

Part No.	Max. Working Load Limit
M904-A	3,250
M905-A	5,000
M906-A	6,600
M907-A	8,750
M908-A	11,250

Clevis Type



Eye-Type Grab Hooks - Sold Each

GRADE 30

Part No.	Chain Size	Max. Working Load Limit
M204RL	1/4"	1,250
M205RL	5/16"	1,900
M206RL	3/8"	2,650
M207RL	7/16"	3,500
M208RL	1/2"	4,500
M210RL	5/8"	6,900



Eye Hooks - Sold Each

SLINGS AND RIGGINGS

Part No.	Chain Size	Max. Working Load Limit
M404C	1/4"	1,500
M405C	5/16"	2,000
M406C	3/8"	3,000
M407C	7/16"	4,000
M410C	1/2"	6,000
M412C	5/8"	10,000



NOTE: Order latch separately.

Eye Type Slip Hooks - Sold Each

GRADE 30

Part No.	Chain Size	Max. Working Load Limit
M304RL	1/4"	1,250
M305RL	5/16"	1,900
M306RL	3/8"	2,650
M307RL	7/16"	3,500
M308RL	1/2"	4,500
M310RL	5/8"	6,900



Latch Kits - Sold Each

STAINLESS STEEL

Part No.	Hook Size
M4X404	1/4"
M4X405	5/16"
M4X406&407	3/8 X 7/16"
M4X410	1/2"
M4X412	5/8"



NOTE: Order latch separately.

WARNING: Never exceed working load limit. Use only alloy chain & attachments for over-head lifting.

REPAIR LINKS & WIRE ROPE

HARDWARE

Quick Links* - SOLD EACH (ZINC PLATED STEEL)



Part No.	Trade Size Inches	Working Load Limit
DT-QL-18	1/8	350 Lbs.
DT-QL-316	3/16	750 Lbs.
DT-QL-14	1/4	1250 Lbs.
DT-QL-516	5/16	1900 Lbs.
DT-QL-38	3/8	2650 Lbs.
DT-QL-12	1/2	4500 Lbs.

Mid-Links* - SOLD EACH



Part No.	Trade Size Inches	Working Load Limit
M605	1/4 or 5/16	4,700 Lbs.
M606	3/8	6,600 Lbs.
M608	7/16 or 1/2	11,300 Lbs.
M610	5/8	18,000 Lbs.

Mid-Links
Forged and heat treated for use on log chains, high test, proof coil or BBB chain.

Cold Shuts* - SOLD EACH (FORGED FROM MILD STEEL)



Cold Shuts

Used as temporary joining or repair link. To attach drive "cold shut" end through eye and peen. To insure adequate strength, order cold shut one size larger than chain.

Part No.	Trade Size Inches	Working Load Limit
DT01202	3/16	240 Lbs.
DT01203	1/4	750 Lbs.
DT01204	5/16	1,250 Lbs.
DT01205	3/8	1,900 Lbs.

Lap Repair Links* - SOLD EACH (OPEN END-BRIGHT ZINC FINISH)



Lap Repair Links

A light duty link, closed with a vise or hammer. Links must be closed before using. Meets Federal Specs. RR-G-271B, Type III.

Part No.	Trade Size Inches	Working Load Limit
DT01102	3/16 x 1	240 Lbs.
DT01103	1/4 x 1-1/4	400 Lbs.
DT01105	5/16 x 1-1/2	950 Lbs.
DT01107	3/8 x 1-5/8	1250 Lbs.
DT01109	1/2 x 2-1/2	2125 Lbs.

***CAUTION: DO NOT USE FOR OVERHEAD LIFTING. WORKING LOAD LIMIT MUST NOT BE EXCEEDED
WARNING: ONLY GR-80 (ALLOY CHAIN) AND ACCESSORIES CAN BE USED IN LIFTING APPLICATIONS**



7 X 7
7 Strands of 7 Wires

WIRE ROPE



7 X 19
7 Strands of 19 Wires



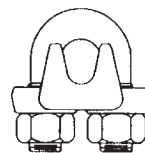
6 X 19
6 Strands of 19 Wires

Part No.	Size	Pack	UPC	Wgt/Pk
Galvanized Aircraft Cable 7 x 7				
WR002074	3/32"	1000'	101502	17.00
Vinyl Coated Galvanized Aircraft Cable 7 x 7				
WR004102	3/32" - 3/16"	250'	121104	8.00
Galvanized Cable 7 x 19				
WR003123	1/8"	500'	109102	15.00
WR003162	3/16"	250'	111204	16.00
WR003212	1/4"	250'	113406	28.00

Part No.	Size	Pack	UPC	Wgt/Pk
Fiber Center Wire Rope 6 x 19				
WR019213	1/4"	500'	192708	53.00
WR019253	5/16"	500'	193804	82.00
WR019293	3/8"	500'	194900	118.00
WR019372	1/2"	250'	197000	105.00

WIRE ROPE CLAMPS

(Sold Each)



Application of clips

Part No.	Size	Min. No. Clamps per cable
D87090	1/8"	3
D87190	3/16"	3
D87290	1/4"	3
D87390	5/16"	3
D87490	3/8"	3
D87590	7/16"	4
D87690	1/2"	4
D87790	9/16"	4
D87890	5/8"	4
D87900	3/4"	5

Precision manufactured and galvanized to meet Federal Specifications (FF-C-450 Type 1 class 2) • Drop forged base. Warning: Do not exceed working load limit, use at least min. clamps shown

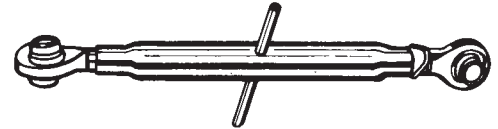
THREE POINT HITCH PARTS

HIGHFORGE TOP LINKS

Sold Each

Heavy duty forged ends with full 1-1/8" threads insure maximum strength. Each forging is bright zinc plated. Heavy swaged center tube in baked enamel or gold electroplated finish. Individually packaged for maximum protection and minimum handling.

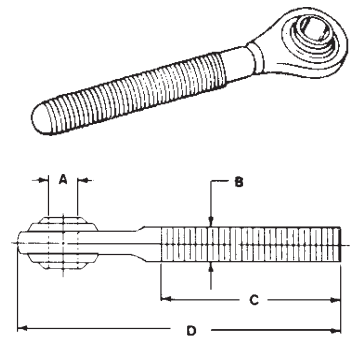
Part No.	Category	Size of Center Tube	Ball Hole	Overall Adjustment
E1755-13	CAT 1	13" center	3/4"	17-1/2" to 27-1/2"
E1755-16	CAT 1	16" center	3/4"	20-1/2" to 30-1/2"
E1755-20	CAT 1	20" center	3/4"	24-1/2" to 34"
E1757-13	CAT 2	13" center	1"	17-1/2" to 27-1/2"
E1757-16	CAT 2	16" center	1"	20-1/2" to 30-1/2"
E1757-20	CAT 2	20" center	1"	24-1/2" to 34"
E1759-20	CAT 3	20" center	1-1/4"	26" to 38"
E1758-16	CAT 2 Heavy Duty	16" center	1"	21-1/2" to 33-3/4"





FORGED REPLACEMENT ENDS

Sold Each

Part No.	Category	A Pin Hole Size	B Thread Diameter	C Thread Length	D Overall Length
E1755-3RH	CAT 1	3/4"	1-1/8" NC (RH)	6"	10"
E1755-4LH	CAT 1	3/4"	1-1/8" NC (LH)	6"	10"
E1757-3RH	CAT 2	1"	1-1/8" NC (RH)	6-1/2"	11"
E1757-4LH	CAT 2	1"	1-1/8" NC (LH)	6-1/2"	11"
E1759-3RH	CAT 3	1-1/4"	1-3/8" NC (RH)	7-1/4"	12-1/8"
E1759-4LH	CAT 3	1-1/4"	1-3/8" NC (LH)	7-1/4"	12-1/8"



STABILIZER ARMS AND PINS




Part No.	Description
 Stabilizer Arms - Sold Each <div style="border: 1px solid black; padding: 2px; display: inline-block;"> Part No. E1783 </div>	Heavy-duty adjustable stabilizer arm; Fits all Ferguson models, Ford 2N, 8N, 9N, NAA, 600, 800 Massey-Ferguson 35, 50, 65, 135, 150, 165, 175, 180; 7/8" pin holes; adjustable from 28-1/2" to 36"; 7/8" NF threads
 Stabilizer Pin - Sold Each <div style="border: 1px solid black; padding: 2px; display: inline-block;"> Part No E1006A </div>	Stabilizer stub pin assembled with nut and lockwasher; replaces Ford 230044, Massey-Ferguson 181777M1; 7/8" diameter; 2-5/8" overall length; 3/8" usable length; 5/8" NF threads

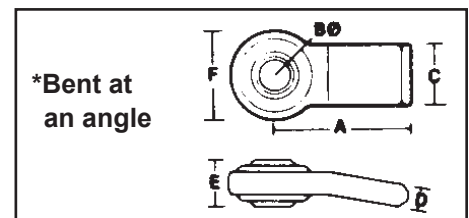
THREE POINT HITCH PARTS

HARDWARE

Forged Weld On Ends - Sold Each

FORGED WELD ON ENDS

	Part No.	Category	A	B	C	D	E	F	
Lift Arm Ends	E2178	CAT 1	2-3/4"	7/8"	2-3/8"	5/8"	1-3/8"	2-5/8"	Lift Arm ends 
	E2179	CAT 2	3-1/8"	1-1/8"	2-3/4"	3/4"	1-3/4"	3-1/8"	
	E2254	CAT 3	3-3/8"	1-7/16"	3"	3/4"	1-3/4"	3-1/2"	
	*E2313	CAT 1	4"	7/8"	1-7/8"	5/8"	1-3/8"	2-5/8"	Lift Arm Ends 
	*E2314	CAT 2	4"	1-1/8"	1-7/8"	5/8"	1-3/4"	3-1/8"	
Top Link Ends	E1755-5	CAT 1	2"	3/4"	1-1/8"	1/2"	1-3/4"	2-1/4"	Top Link Ends 
	E1757-5	CAT 2	2-3/8"	1"	1-1/8"	1/2"	2"	2-5/8"	



LIFT ARM REPLACEMENT BALLS

Replacement Balls - Sold Each

OEM	Part No.	OEM No.	Application	O.D.	Hole Size	Width
Ford	E1680	DDN955233	cat 1 lift arm ball	2-1/4"	7/8"	1-3/8"
	E1681	C5NN557A	cat 2 lift arm ball	2-1/4"	1-1/8"	1/3/4"
	E1681-1	C5NN557B	cat 2 lift arm ball for use with stabilizer	2-1/4"	1-1/8"	1-3/8"
John Deere	E2110	F2681	cat 2 top link ball	2"	1"	1-3/4"
	E2111	F2680	cat 1 top link ball	2"	3/4"	1-3/4"
Oliver	E2109	104591A	cat 2 lift arm ball	2"	1-1/8"	1-3/4"
	E2110	104585A	cat 2 top link ball	2"	1"	1-3/4"
	E2111	105968A	cat 1 top link ball	2"	3/4"	1-3/4"



Drawbars - Sold Each

DRAWBARS

Part No.	Category	Lift Arm Space	No. of Holes	Hole Diam.	Pin Diam.	Thickness	Width
* E2282	CAT 1	20"	7	3/4"	7/8"	1"	2-1/2"
* E2271	CAT 1	26"	11	3/4"	7/8"	1"	2-1/2"
* E2272	CAT 2	26"	11	3/4"	1-1/8"	1-1/4"	3"
* E2273	CAT 2	32"	13	3/4"	1-1/8"	1-1/4"	3"



* One piece - heat-treated-high carbon steel.


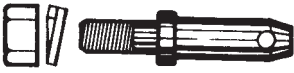

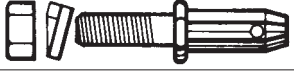


LIFT ARM PINS

Zinc Plated Forged Lift Arm Pins

- Sold Each (includes nut and lockwasher)






HARDWARE

Forged from carbon steel for maximum performance. Integral forged safety shoulder

Lift Arm Pin	Part No.	Shaft Dia.	Thread Size	Usable Length	Overall Length
CAT1 	E1480A E1677A	7/8" 7/8"	7/8" 14 SAE 7/8" 14 SAE	1-3/4" 2-1/4"	5-1/2" 6-1/2"
CAT1 to 2 	E1432A E1678A	1-1/8" 1-1/8"	7/8" 14 SAE 7/8" 14 SAE	1-3/4" 2-1/4"	5-1/4" 6-1/2"
CAT 1 & 2 	E1887A	1-1/8" & 7/8"	1" 14 UNS	1-3/4"	8"
CAT 2 	E1888A	1-1/8"	1-1/8" 12 SAE	2"	6-5/16"
CAT 2 to 3 	E1736A	1-7/16"	1-1/8" 12 SAE	1-13/16	5-3/4"
CAT 3 	E7229	1-7/16"	1-3/8" NF	2"	5-7/8"

Zinc Plated Adjustable Lift Arm Pins

- Sold Each (includes 2 nuts and 1 lockwasher)

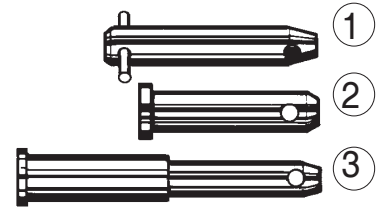
Lift Arm Pin	Part No.	Shaft Dia.	Thread Size	Overall Length
CAT 0 	E2167A	5/8"	5/8" 18 SAE	4"
CAT 1 	E947A E1341A	7/8" 7/8"	7/8" 14 SAE 7/8" 14 SAE	5-1/8" 6-1/4"
CAT 1 to 2 	E1132A	1-1/8"	7/8" 14 SAE	5-1/4"
CAT 2 to 1 	E2032A	7/8"	1-1/8" 12 SAE	6-5/16"
CAT 2 	E1618A	1-1/8"	1-1/8" 12 SAE	6"

LIFT ARM PINS (DRAW PINS)

LIFT ARM PINS (DRAW PINS)

Clevis or Yoke Type Lift Arm Mounting Pins - Sold

Part No.	Category	Dia.	Usable Length	Style
E2029	Cat 2	1-1/8"	3-5/16"	1
E2030	Cat 2	1-1/8"	4-7/16"	1
E2039	Cat 2	1-1/8"	9"	1
E2165	Cat 3	1-7/16"	4-11/16"	2
E2256	Cat 2 & 3	1-1/8" & 1-7/16"	4" & 4-1/2"	3



TOP LINK PINS and LINK PIN MERCHANDISER

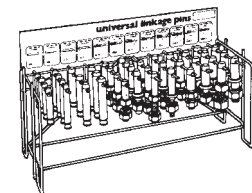
Top Link Pins - Sold Each

Precision machined from controlled quality cold-finished steel rod. Bright plated finish for maximum corrosion resistance.



Part No.	Category	Dia.	Usable Length	OEM Pt. No.
E946	CAT 1	3/4"	2-3/4"	Ford 9N-560 M. F. 195647M1
E1002	CAT 1	3/4"	3-7/8"	M. F. 195589M1
E1444	CAT 2	1"	3-1/16"	Ford E27N-99-5272
E1464	CAT 1	3/4"	4-3/4"	Ford F381T9
E1673	CAT 2	1"	3-9/16"	Ford C5NN-560A
E1674	CAT 2	1"	4-5/16"	Ford C5NN-486A
E2255	CAT 0	5/8"	2-5/8"	
E2105	CAT 3	1-1/4"	4-7/16"	Case A76285
E1892	CAT 2	1"	5-3/8"	Ford E201GF9 Allis AC345552

Lift Arm and Top Link Pin Merchandiser



Part No. Merchandiser
E3200

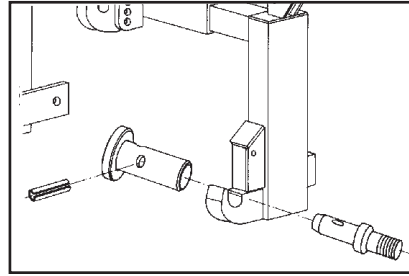
Part No.	Contents	Qty.
E946		4
E1002		4
E1673		3
E1674		3
E947A		4
E1341A		3
E1132A		3
E1618A		4
E1480A		4
E1677A		3
E1432A		3
E1888A		3

QUICK HITCH ADAPTER & CONVERSION BUSHINGS

HARDWARE

Quick Hitch Adapter - Sold by Set

This adapter bushing quickly converts Category 2 implement pins to Category 3. Implements may then be attached to most types of Category 3 Quick Hitches. Set includes two adapters and two roll pins.



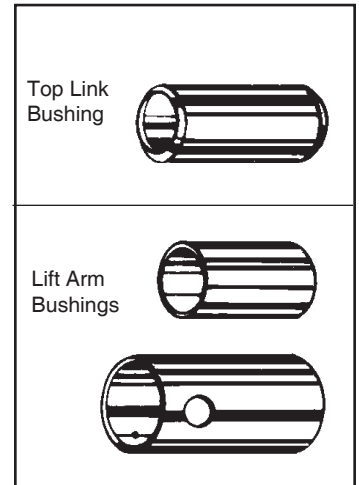
Part Number
E03014

CONVERSION BUSHINGS AND BUSHING ASSORTMENT

Conversion Bushings - Sold Each

Automatically machined and deburred for a smooth, easy fit. Bright zinc plated to resist rust.

	Part No.	Category	OEM No.	I. D.	O.D.	Length
Top Link Bushing	E2310	CAT 2-1	J. D. # T12553	3/4"	1"	1-5/8"
	E1402	CAT 2-1	Ford # 109272 C7NN6993A	3/4"	1"	1-15/16"
	E2011	CAT 3-2	----	1"	1-1/4"	2"
Lift Arm Bushing	E2163	CAT 1-0	----	5/8"	7/8"	1-3/8"
	E2311	CAT 2-1	J. D. # F2684	7/8"	1-1/8"	1-3/8"
	E1403	CAT 2-1	J. D. # F221799 Ford # C7NN6992A	7/8"	1-1/8"	1-3/4"
	E1845	CAT 3-2	----	1-1/8"	1-7/16"	1-3/4"
	E1846*	CAT 3-2	J. D. # F2685R	1-1/8"	1-7/16"	* 2-1/2"
	E2164	CAT 3-2	----	1-1/8"	1-7/16"	2-3/4"




*With cross drilled holes to match link pin.

Bushing Assortment

Automatically machined. Deburred for a smooth, easy fit. Bright zinc plated to resist rust. Assortment has the 5 top selling numbers with emphasis on cat. 2 & 3.

Contents of Bushing Assortment

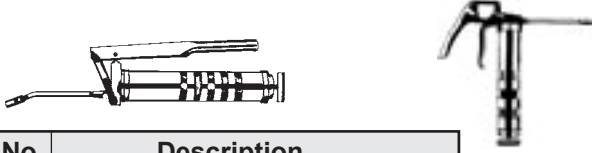
	Part No.	Category	I. D.	O.D.	Length	Qty
Top Link Bushings	E1402	CAT 2-1	3/4"	1"	1-15/16"	8
	E2011	CAT 3-2	1"	1-1/4"	2"	6
Lift Arm Bushings	E1403	CAT 2-1	7/8"	1-1/8"	1-3/4"	14
	E1845	CAT 3-2	1-1/8"	1-7/16"	1-3/4"	10
	E1846	CAT 3-2	1-1/8"	1-7/16"	2-1/2"	10



Part No. Assortment
E3001

GREASE GUNS AND ACCESSORIES

Economy Lever Handle and Pistol Style Grease Guns



Part No.	Description
GA444	Economy Model
GA410	Deluxe Model
GA610	Pistol Style

Professional Grease Guns



GA500 GA525 GA550

Part No.	Description
GA500	Lever Style
GA525	Pistol Style 6" std. pipe
GA550	Pistol Style 18" Hose

Positive prime on every stroke - A bleeder valve to eliminate air pockets. 2 stage variable pressure feature. Full stroke delivers high volume at 6000 P.S.I. Half stroke delivers lower volume at 10,000 P.S.I. Perfect for "cracking" tough, frozen fittings. Loads 3 ways. Cartridge, Power loading and Bulk. One piece heavy duty head, contour vinyl grip.

Barrel Pump



Fits 15 through 55 gallon drums with a 2 inch bung opening. Has a zinc diecast piston with two brass piston rings, steel telescoping tube assembly, Buna N seals, plastic handle grip and curved discharge spout with garden hose threads. Dispenses approximately one pint per stroke. Attractive red enamel finish. Shipping Wt. 6 lbs.

Part Number
D-S

Grease Gun Clamp

Clamps All 2-1/4" Diameter Hand Guns. Bolts or screws on anywhere.



Part No.
GA149

Sealed Bearing Grease Injector Needle

Part No.
GA131409



Swivel Coupler

Part No.
GA48



Swivel Coupler, 360° 1/8 NPT for grease guns.

Pump Oilers

Part No.
GA93

6 oz. Capacity, Seamless Body, Painted Finish.

Part No.
GA95

10 oz. Capacity, 6" Rigid Spout, Painted Body.



Grease Whips & Pipes



Part No.	Description
GA324-01	12" Flexible Hose - Thermoplastic
GA324-02	18" Flexible Hose - Thermoplastic
GA261-12	12" Wire Braid Hose
GA261-18	18" Wire Braid Hose
GA261-24	24" Wire Braid Hose
GA261-36	36" Wire Braid Hose
GA55	5-1/2" Curved Steel Pipe
GA10	10" Curved Steel Pipe

Grease Gun Coupler

Part No.	Description
GA28	Standard Duty
GA25	Heavy Duty



(f) = female

Lube Couplers

Part No.	Type	Thread
308730	Narrow	1/8"NPTF(f)

Suction Gun

Part No.
GA101



Holds 1-1/4 pints or 17 oz..

Loader Nipple


Part No.
GA80



Converts grease guns to a filler type

GREASE GUNS AND ACCESSORIES

Cordless Grease Guns and Zerk-Mate BY ALEMITE



575B Cordless Grease Gun

- One fully charged battery delivers up to 6 cartridges of grease
- Develops 6,500 psi
- 3-way loading (cartridge, bulk, and suction) - 14-oz. cartridge
- 5.25 oz. / min. @ 1,000 psi flow rate
- 12V motor
- Includes 120V input charger and two 12V batteries and case

585B Cordless Grease Gun

- One fully charged battery delivers up to 10 cartridges of grease
- Develops 10,000 psi
- 3-way loading (cartridge, bulk, and suction) -14-oz. cartridge
- 5 oz./min. @ 1,000 psi flow rate
- 14.4V motor equipped with a thermal protector and optimized airflow to maximize motor life
- Includes 120V input charger and two 14.4V battery and case

Part No.	Description
575B	12V Grease Gun 6,500 psi

Part No.	Description
585B	14.4V Grease Gun 10,000 psi

Replacement Accessories

Batteries

Part No.	Description
339804	12 V replacement battery
339992	14.4 V replacement battery

Portable Chargers

Part No.	Description
339997	12 V replacement charger
339998	14.4 V replacement charger

Replacement 36" Whip

Part No.	Description
339811	36" Grease Whip



Zerk-Mate Grease Fitting / Joint Cleaner

This heavy-duty tool is perfect for unplugging clogged grease fittings. A light viscosity oil is injected into the faulty joint, loosening grease and allowing for new grease to enter. Saves the time of replacing fittings and joints.



Part No.	Description
339841	Zerk-Mate

Carrying Strap

Carrying strap reduces operation fatigue and allows easy storage on tool board.



Part No.	Description
339812	Carrying Strap

GREASE GUNS AND ACCESSORIES

HARDWARE



Battery-Powered Grease Gun Comparison



Lincoln 1242 PowerLubers



Alemite 575 / 585

ALEMITE ADVANTAGE

- 50% Greater Flow Rate Reduces Lubrication Time
- Lubricates 50-150% More Bearings Per Battery Charge
- Glass-Filled Nylon Handle Assures Longer Service Life
- 15% Lighter Weight Reduces Operator Fatigue
- Ergonomic Internal Motor Design Provides Better Balance
- Coupler Holster Prevents Damage To Hose & Coupler
- Air Flow Design Reduces Motor Temperature For Longer Life
- Optional Shoulder Strap Permits No-Hands Transport

Item	12 Volt		14.4 Volt
	Alemite 575	Lincoln 1242	Alemite 585
Flow Rate (oz/min)	5.25*	2.6	5*
Max Pressure (PSI)	6,500	6,000	10,000
12 v NiCad Battery	1500 mAH	1300 mAH	1700 mAH
Cartridges Per Charge	> 6	< 4	10
Motor	Internal	External	Internal
Handle Material	GF Nylon	ABS Plastic	GF Nylon
Weight (Empty) - lbs	6.8	8	7
Hose Length	36"	30"	36"
Hose ID	3/16"	5/32" (4 mm)	3/16"
Patented Air Flow Design	Yes	No	Yes
Coupler Holster	Yes	No	Yes
Compact Design	Yes	No	Yes
Universal Follower	Yes	No-Flipover	Yes
Shoulder Strap	Optional	No	Optional
1-Hour Fast Charger	Yes	Yes	Yes
3-Way Loading	Yes	Yes	Yes
Chrome-Plated Barrel	Yes	Yes	Yes
Air Bleed Valve	Yes	Yes	Yes
Accessible Check Valve	Yes	Yes	Yes
Carry Case	Yes	Yes	Yes

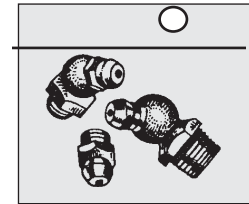
* At 1,000 PSI

GREASE FITTINGS

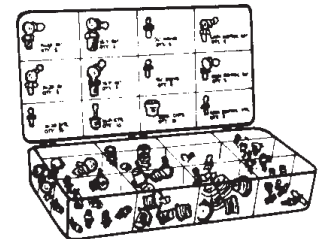
102 and 18 Piece Grease Fitting Assortment and Poly-bag Refills

Extend machine life, minimize downtime by keeping your machinery properly lubricated. Use this 102 piece grease fitting assortment to cover a variety of your needs. Assortment comes in 12 popular sizes, each identified.

Refill Sold By Bag		Contents of 102 piece Fittings Assortment		Contents of 18 Piece Assortment
Part No.	Pcs. Per. Bag	Description	Pcs. Per Asst.	Pcs. Per Asst.
GH3201	5	1/4-28 Str	16	2
GH3203	3	1/4-28 90°	8	2
GH3205	3	1/8 P 45°	5	2
GH3207	4	6MM Metric Str	8	-
GH3209	2	6MM Metric 90°	8	-
GH32011	4	5/16 Drive	8	2
GH3202	3	1/4-28 45°	8	2
GH3204	5	1/8 P Str	10	2
GH3206	3	1/8 P 90°	5	2
GH3208	2	6MM Metric 45°	8	-
GH32010	5	3/16 Drive	8	2
GH32012	10	Zerks Caps	10	2
			Total 102	Total 18



Poly-bag Refill




Grease Fittings Assortments

Part No.	Description
GH420	102 piece assortment
GH42015	18 piece assortment

32 Piece Grease Fittings Assortment and Poly-bag Refills

Grease Fittings Assortment

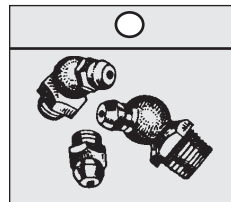
32 Pieces in 8 popular sizes make this kit a best seller.



Part No.	Description
GH220	32 piece assortment

Contents of 32 piece Fittings Assortment

Part No.	Description	Pcs. Per Asst.
GH3201	1/4-28 Str	6
GH3202	1/4-28 45°	3
GH3203	1/4-28 90°	3
GH3204	1/8 P Str	6
GH3205	1/8 P 45°	3
GH3206	1/8 P 90°	3
GH32010	3/16 Drive	4
GH32011	5/16 Drive	4
Total		32

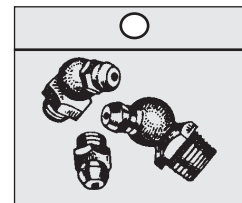


Poly-bag Refill

Refills Sold By Bag

Part No	Pcs. Per. Bag
GH3201	5
GH3202	3
GH3203	3
GH3204	5
GH3205	3
GH3206	3
GH32010	4
GH32011	4

Bagged Metric Grease Fittings



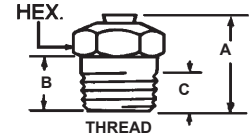
Part No.	Description	Pcs. Per Bag
GH32016	8mm Str	3/bag
GH32017	8mm 45°	2/bag
GH32018	8mm 90°	2/bag
GH32019	10mm	3/bag
GH32020	10mm	2/bag
GH32021	10mm	2/bag

HYDRAULIC LUBRICATION FITTINGS

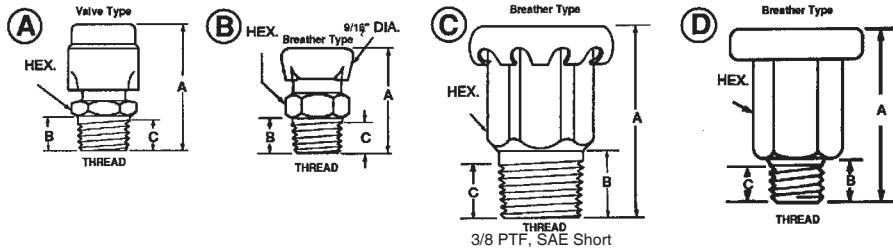
HARDWARE

Relief Fittings

Part No.	Thread Size	Hex Size	"A" Dim.	"B" Dim.	"C" Dim.	Relief Pressure PSI	
						Min	Max
317400	1/8PTF	7/16	1/2	19/64	3/16	1/4	1
47200	1/8PTF	7/16	1/2	19/64	3/16	1	5
47640	1/8PTF	7/16	1/2	19/64	3/16	7-1/2	15
47100	1/8PTF	7/16	1/2	19/64	3/16	45	80



Air Vents



Part No.	Thread Size	Hex Size	"A" Dim.	"B" Dim.	"C" Dim.	Fitting Type
300805	1/8PTF	7/16	1	17/64	3/16	A
301370	1/8PTF	7/16	25/32	17/64	3/16	B
304810	1/8PTF	7/16	1	17/64	3/16	A
313650	3/8PTF	3/4	1-1/2	33/64	23/64	C
326315	1/8PTF	11/16	1-11/32	21/64	3/16	D



Swivel Lube Coupler

Part No.	Thread	Over-all Length
6509-D	1/8NPTF	3-1/2"
6509-E	1/8NPTF	4

Pin Type Lube Couplers

Part No.	Thread
50491	1/8"NPTF



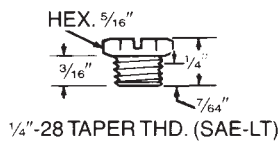
Lube Fitting Adapters

(m) = male
(f) = female

Part No.	Thread	Type
51942	1/4"-28TPR(m) x 1/8NPTF(f)	STRT
51943	1/4"-28TPR(m) x 1/8NPTF(f)	90DEG



Plug

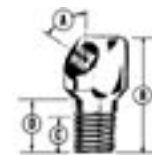


Part No.	Thread	Over-all Length
328224	3/16"	1/4"

Lube Fitting Adapters

(m) = male
(f) = female

Part No.	Thread Size	Hex Size	"A" Dim.	"B" Dim.	"C" Dim.	"D" Dim.
43716	1/8"(f)x1/8"(m)	-	45DEG	1"	7/32	7/16



PINS AND CLIPS

HARDWARE

Red Handle Hitch Pins - Sold Each

- Made of high tensile, heat treated steel.
- Welded, red plastisol coated head and handle.
- Includes hitchpin clip.
- **Made in U.S.A.**

Part No.	Size Diameter	Usable Length
EH12	1/2"	3-5/8"
EH58-4	5/8"	4"
EH58	5/8"	5-1/2"
EH34-4	3/4"	4"
EH34	3/4"	6-1/2"
EH78	7/8"	6-1/2"
EH784	7/8"	4"
EH100	1"	7-1/2"
EH100-45	1"	4 1/2"
EH1125	1-1/8"	8-1/2"
EH1250	1-1/4"	8-1/2"
EH1500	1-1/2"	8-1/2"

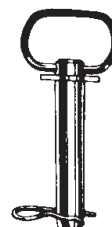


Economy Hitch Pins - Sold Each

High-stress - Machined Hitch Pins. Most Popular Series. Precision machined from heat treated high stress steel. Large man-sized handle.

Part No.	Size Diameter	Usable Length
*E2213LP	1/2"	4-1/4"
E1520A	5/8"	4-1/4"
E1488A	5/8"	6-1/4"
E1521A	3/4"	4-1/4"
E1489A	3/4"	6-1/4"
E1820A	7/8"	4-1/4"
E1788A	7/8"	6-1/4"
E1821A	1"	4-1/4"
E1789A	1"	6-1/4"
E1790A	1-1/8"	6-1/4"
E2135PP	1-1/4"	6-1/4"

TYPE A



- Most popular style large handle
- Bright zinc plated
- Includes assembled presto pin.

* With Chain

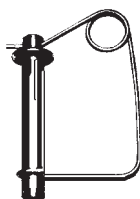
PTO Pin - Sold Each

Part Number	Size
GP5163S	5/16" X 3" LONG
03-34-00037	5/16" X 2-5/8" LONG



Hitch Pin - Sold Each

Part No.	Size Diameter	Usable Length
GP586S	5/8"	4-1/8"
GP348S	3/4"	6-3/8"
GP788S	7/8"	6-3/8"



Safety Clip - Sold Each

- Safety clips have a non-slip lock design.
- Stainless steel - **No corrosion.**
- Use on hitchpins, gates, farrowing crates etc.
- Excellent replacement for hairpins, clips, cotterpins, etc.
- **Made in the U.S.A.**



Part No.	Size Diameter	Usable Length
EH10195	5/32"	2-1/2"

THE GRIP CLIP (plated)



Sold In 10 pc. bags

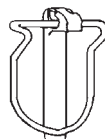


Part No.	Wire Dia.	Recommended Shaft Sizes	Overall Length	Eye Dia.
TP2000-10	.125	3/8"-5/8"	2"	7/16"
TP3000-10	.148	5/8"-1"	2 3/4"	3/4"
TP4000-10	.177	7/8"-1 1/4"	3 3/4"	15/16"

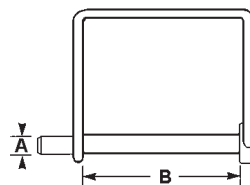
KLIK-PIN - Sold Each

Part No.	Pin Size Diameter	Pin Length	Inside Ring Dia
E9656	7/16 x 11/32	2"	1 3/4"

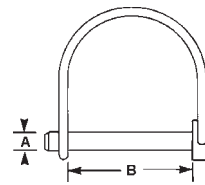
- Safety Lock quick-release lynch pin
- Snap ring seated in locking grooves



LYNCH-PIN



Square Bail



Round Bail

Part No.	(A) Size Diameter	(B) Usable Length	Style
GL28-07	1/4"	2 1/2"	Square Bail
GL28-01	1/4"	1 3/4"	Round Bail
GL28-03	3/8"	1 1/2"	Round Bail
GL28-04	3/8"	2 1/4"	Square Bail

LYNCH PINS AND LYNCH PIN ASSORTMENT

Lynch Pins - Sold Each

HARDWARE



Standard

Part No.	Diameter
E1746	1/4"
E1861	5/16"
E1493	7/16"



Heavy Duty Ring

Part No.	Diameter
E2195	3/16"
E1924	7/16"



CAT 2 & 3

Part No.	Diameter
E1923	7/16" also replaces Ford #27N995216

Thousands of every day uses.
Replaces the bolt or cotter pin with a fast, strong connection. Spring steel rings. Solid steel shank. Maximum heavy duty construction provides maximum holding power.



Part No. Assortment
E3004

Contents of Lynch Pin Assortment E3004

Part No.	Diameter	Qty.
E1493	7/16" Standard	30
E1493A	7/16" Standard w/chain	15
E1746	1/4" Standard	30
E1924	7/16" Heavy Duty	20
E1923	7/16" Long Cat. 2 & 3	10
E1861	5/16" Standard	15
E2195	3/16" Heavy Duty	15

Lynch Pin Assortments



Contains 150 Pieces of E1493 the most popular 7/16" forged lynch pins in an eye catching display carton.

Part No. Assortment
E3011

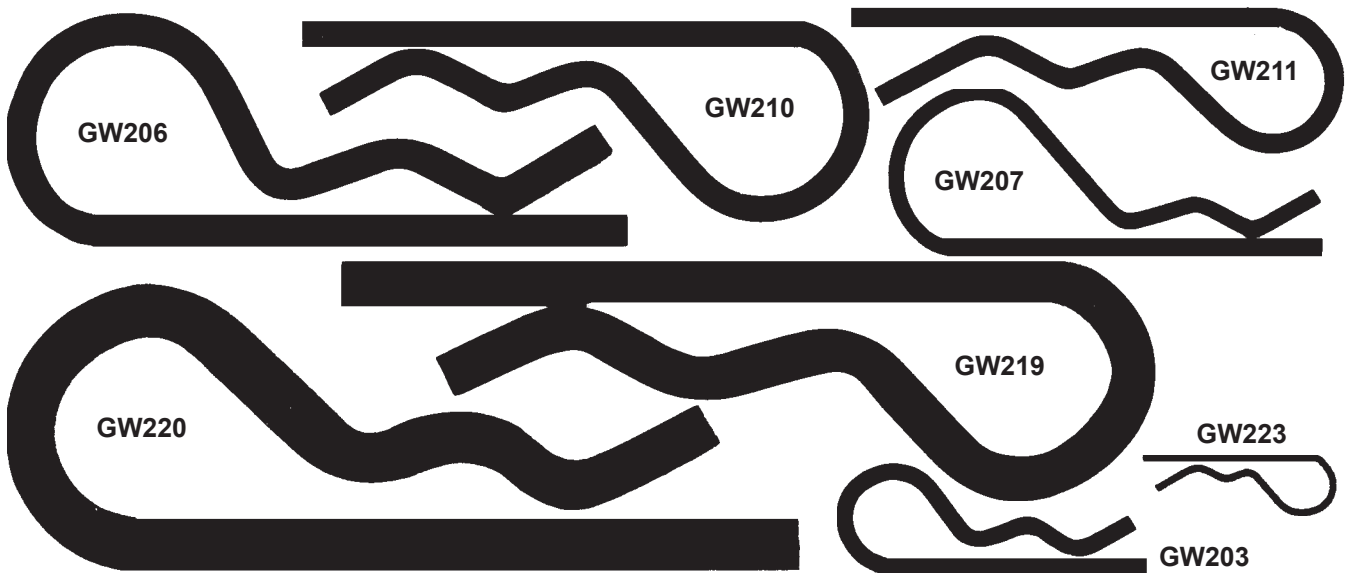
HAIR PINS AND PRESTO PINS

HARDWARE

Hitch Pins - Plated Hair Pin Clips (Shown Actual Size)

We stock these clips in handy boxes for shelf storage. Please order by part numbers. Other sizes available upon request.

Box Part No.	Quantity Per Box	25 pc. Bag Part No.	Size Category	Overall Length
GW223	100	---	3/64"	1"
GW203	100	E996-5	3/32"	1-5/8"
GW207	100	---	3/32"	2-5/16"
GW211	100	E996-9	1/8"	2-9/16"
GW210	100	E996-6	5/32"	2-15/16"
GW206	100	E996-7	3/16"	3-1/4"
GW219	50	E996-8	1/4"	4"
GW220	50	E996	5/16"	3-15/16"



Hair Pin Clip Assortment

Six of the most popular hair pin clips. No tools are needed to install and the hair pins are reusable.

Assortment Part No.
GH43510



Pin No.	Count	Pin Dia.
5	5	3/32" x 1-9/16"
5	5	7/64" x 2-5/16"
5	5	1/8" x 1-3/4"
5	5	1/8" x 2-9/16"
5	5	3/32" x 2-15/16"
2	2	3/16" x 3-1/4"

Hair Pin Clip Assortment

Assortment Part No.
HPC-15

Each plastic box contains three 3/32" clips, and four each of 5/32", 1/8", and 3/16" clips.



Hair Pin Clip Counter Display

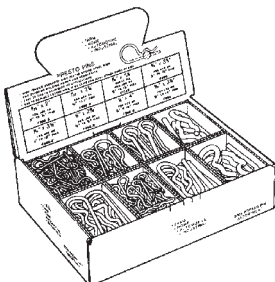
Counter Display 10 Assortments of HPC-15 Per Display

Display Part No.
HPC-15-D



Part No.	Count	Pin Dia.
E996	30	5/16" X 3-7/8"
E996-5	50	3/32" X 2"
E996-6	30	5/32" X 2-3/4"
E996-7	20	3/16" X 3-3/4"
E996-8	10	1/4" X 4"
E996-9	30	1/8" X 2-9/16"
* E1352	10	7/16" X 3-5/8"

* Presto Pin



HAIR PIN & PRESTO PIN ASSORTMENT

Assortment Part No.
E3005

COTTER PINS, ASSORTMENTS AND DISPLAY

Cotter Pins

All sizes sold and priced 50 pcs. per box.

Precision made to provide fast, easy installation. Easy to insert, lock, remove and reuse. Length of Cotter Pin is determined by measuring from under the head to end of extended prong.



Part No.	Shaft Dia.
GL26-01	1/16 X 1/2
GL26-03	1/16 X 1
GL26-04	3/32 X 1/2
GL26-05	3/32 X 3/4
GL26-06	3/32 X 1
GL26-08	3/32 X 1-1/2
GL26-09	3/32 X 2
GL26-10	1/8 X 1/2
GL26-11	1/8 X 3/4
GL26-12	1/8 X 1
GL26-13	1/8 X 1-1/4
GL26-14	1/8 X 1-1/2

Part No.	Shaft Dia.
GL26-16	1/8 X 2
GL26-17	1/8 X 2-1/2
GL26-18	5/32 X 3/4
GL26-19	5/32 X 1
GL26-20	5/32 X 1-1/4
GL26-21	5/32 X 1-1/2
GL26-23	5/32 X 2
GL26-25	3/16 X 3/4
GL26-26	3/16 X 1
GL26-28	3/16 X 1-1/2
GL26-30	3/16 X 2
GL26-31	3/16 X 2-1/2

Part No.	Shaft Dia.
GL26-34	1/4 X 1-1/2
GL26-36	1/4 X 2
GL26-37	1/4 X 2-1/2
GL26-38	1/4 X 3
GL26-40	5/16 X 1-1/2
GL26-41	5/16 X 2
GL26-42	5/16 X 2-1/2
GL26-47	3/8 X 3
GL26-48	3/8 X 4

Assortments are based on the complete range of size requirements for all agricultural equipment. Plated Cotter Pins available in clear-view plastic boxes.

Cotter Pin Assortment

Count	Size In.
5	3/32 X 3/4
5	3/32 X 1
2	3/32 X 1-1/2
5	1/8 X 1
5	1/8 X 1-1/4
4	1/8 X 1-1/2
2	5/32 X 1-1/2

Count	Size In.
6	3/16 X 1-1/2
6	3/16 X 2
3	1/4 X 1-1/2
3	1/4 X 2
2	5/16 X 2
2	5/16 X 2-1/2

Assortment Part No.
GW50AG




Assortment Pack of 50

Count	Size In.
10	3/32 X 3/4
10	3/32 X 1
4	3/32 X 1-1/2
10	1/8 X 1
10	1/8 X 1-1/4
8	1/8 X 1-1/2
4	5/32 X 1-1/2

Count	Size In.
10	3/16 X 1
10	3/16 X 1-1/2
8	3/16 X 2
6	1/4 X 1-1/2
6	1/4 X 2
2	5/16 X 2
2	5/16 X 2-1/2

Assortment Part No.
GW100AG



Assortment Pack of 100

Cotter Pin Counter Display


Display Part No.	Description
GW50AGD	10 Assortments of part no. GW50AG
GW100AGD	10 Assortments of part no. GW100AG

Display your assortments in eye catching counter displays. Displays contain 10 cotter pin assortments per display.



ROLL-SPRING PINS AND ASSORTMENTS

Zinc Plated Roll Pins lock by expanding spring action.



Roll-Spring Pins - Sold and priced per 10 piece poly bag.

HARDWARE

Part No.	Size In.
GL18-010	1/16 X 3/4
GL18-022	5/64 X 5/8
GL18-024	5/64 X 3/4
GL18-028	5/64 X 1
GL18-041	3/32 X 3/4
GL18-045	3/32 X 1
GL18-047	3/32 X 1-1/4
GL18-057	1/8 X 3/4
GL18-059	1/8 X 7/8
GL18-061	1/8 X 1
GL18-065	1/8 X 1-1/2
GL18-073	5/32 X 5/8
GL18-075	5/32 X 3/4
GL18-079	5/32 X 1
GL18-081	5/32 X 1-1/4
GL18-083	5/32 X 1-1/2
GL18-095	3/16 X 3/4
GL18-099	3/16 X 1
GL18-101	3/16 X 1-1/4
GL18-103	3/16 X 1-1/2
GL18-105	3/16 X 1-3/4
GL18-107	3/16 X 2

Part No.	Size In.
GL18-119	7/32 X 1-1/4
GL18-121	7/32 X 1-1/2
GL18-123	7/32 X 1-3/4
GL18-135	1/4 X 7/8
GL18-137	1/4 X 1
GL18-139	1/4 X 1-1/4
GL18-140	1/4 X 1-3/8
GL18-141	1/4 X 1-1/2
GL18-142	1/4 X 1-5/8
GL18-143	1/4 X 1-3/4
GL18-144	1/4 X 1-7/8
GL18-145	1/4 X 2
GL18-147	1/4 X 2-1/2
GL18-149	1/4 X 3
GL18-156	5/16 X 1
GL18-158	5/16 X 1-1/4
GL18-160	5/16 X 1-1/2
GL18-162	5/16 X 1-3/4
GL18-164	5/16 X 2
GL18-165	5/16 X 2-1/4
GL18-166	5/16 X 2-1/2

Part No.	Size In.
GL18-167	5/16 X 2-3/4
GL18-168	5/16 X 3
GL18-171	5/16 X 3-3/4
GL18-174	3/8 X 1
GL18-176	3/8 X 1-1/2
GL18-178	3/8 X 1-3/4
GL18-179	3/8 X 2
GL18-180	3/8 X 2-1/4
GL18-181	3/8 X 2-1/2
GL18-183	3/8 X 3
GL18-190	7/16 X 1-1/2
GL18-191	7/16 X 1-3/4
GL18-192	7/16 X 2
GL18-194	7/16 X 2-1/2
GL18-196	7/16 X 3
GL18-202	1/2 X 1-1/2
GL18-203	1/2 X 1-3/4
GL18-204	1/2 X 2
GL18-205	1/2 X 2-1/4
GL18-206	1/2 X 2-1/2
GL18-208	1/2 X 3

Assortment Part No.	
GH42520	
Count	Size In.
2	1/16 X 3/4
2	3/32 X 1-1/4
2	5/32 X 1
2	1/8 X 7/8
2	1/8 X 1-1/2
2	3/16 X 1
2	3/16 X 1-1/2
2	1/4 X 7/8
2	1/4 X 1-1/4
1	1/4 X 1-1/2
2	5/16 X 1-1/2
1	5/16 X 1-3/4
1	5/16 X 2-1/4
2	3/8 X 1-3/4
1	3/8 X 2-1/4
Total 26	

Replacement Numbers Listed Above

Assortment Part No.	
GH425	
Count	Size In.
30	1/16 X 3/4
15	3/32 X 1
15	3/32 X 1-1/4
20	5/32 X 1
15	1/8 X 7/8
15	1/8 X 1-1/2
10	3/16 X 1
10	3/16 X 1-1/2
10	7/32 X 1-1/4
10	1/4 X 7/8
10	1/4 X 1-1/4
10	1/4 X 1-1/2
10	5/16 X 1-1/2
8	5/16 X 1-3/4
8	5/16 X 2-1/2
4	3/8 X 1-3/4
4	3/8 X 2-1/4
Total 204	

Roll-Spring Pin Assortments

Roll-Spring Pins are strong, heat treated yet easy to insert in a variety of applications; metal, rubber, plastic. Because of their chamfered ends, installation is simple and rapid. No auxiliary devices are needed to hold the pin in position. All of this serves to reduce your maintenance cost. These kits cover all the popular sizes.



Assortment Part No.	Description
GH42520	26 Piece
GH425	204 Piece

CLEVIS PINS AND CLEVIS ASSORTMENTS

Clevis Pins - All sizes are sold & priced in 10 pc. bags only.

Replace bolts, rivets and pins fast and easy. Hundreds of applications on agricultura, lawn and garden, and construction equipment. Also use for scaffolding, temporary quick-disconnect and permanent fastening of all kinds. Materials used are: 1010 carbon steel for 3/16" to 7/16" diameter, 1018 carbon steel for 1/2" to 5/8" diameter,



Part No.	Size In.
GL11-011	3/16 X 1
GL11-019	3/16 X 2
GL11-025	1/4 X 1/2
GL11-029	1/4 X 3/4
GL11-033	1/4 X 7/8
GL11-035	1/4 X 1
GL11-039	1/4 X 1-1/4
GL11-043	1/4 X 1-1/2
GL11-045	1/4 X 1-5/8
GL11-047	1/4 X 1-3/4
GL11-049	1/4 X 1-7/8
GL11-051	1/4 X 2
GL11-055	1/4 X 2-1/4
GL11-061	1/4 X 2-1/2
GL11-077	5/16 X 3/4
GL11-083	5/16 X 1
GL11-089	5/16 X 1-1/4

Part No.	Size In.
GL11-093	5/16 X 1-1/2
GL11-099	5/16 X 1-3/4
GL11-103	5/16 X 1-7/8
GL11-107	5/16 X 2
GL11-113	5/16 X 2-1/4
GL11-117	5/16 X 2-1/2
GL11-127	5/16 X 3
GL11-141	3/8 X 1
GL11-147	3/8 X 1-1/4
GL11-153	3/8 X 1-1/2
GL11-157	3/8 X 1-3/4
GL11-161	3/8 X 2
GL11-167	3/8 X 2-23/64
GL11-171	3/8 X 2-1/2
GL11-175	3/8 X 2-3/4
GL11-177	3/8 X 3
GL11-181	3/8 X 3-1/2
GL11-185	3/8 X 4

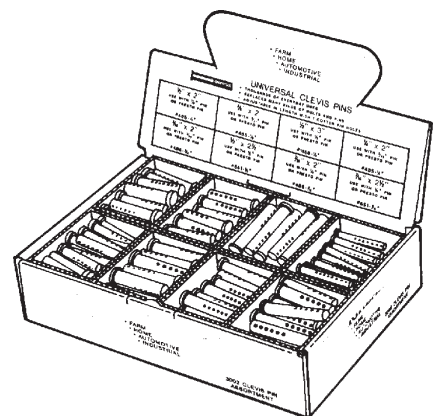
Part No.	Size In.
GL11-189	7/16 X 1
GL11-201	7/16 X 2
GL11-207	7/16 X 2-1/2
GL11-215	7/16 X 3-1/2
GL11-225	1/2 X 1-1/2
GL11-227	1/2 X 1-3/4
GL11-229	1/2 X 2
GL11-233	1/2 X 2-1/2
GL11-239	1/2 X 3
GL11-241	1/2 X 3-1/2
GL11-243	1/2 X 4
GL11-265	5/8 X 2
GL11-271	5/8 X 3

Universal Clevis Pins and Clevis Pin Assortment

Part No.	Qty	Size In.
E485-3/8	40	3/8 X 2
E485-7/16	40	7/16 X 2
E485-1/4	40	1/4 X 2
E485-5/16	40	5/16 X 2
E485-1/2	40	1/2 X 2
E551-7/16	20	7/16 X 2-1/2
E551-1/2	20	1/2 X 2-1/2
E1188-1/2	20	1/2 X 3

Other Sizes Available	
E1188-3/4	3/4 X 3
E1188-5/8	5/8 X 3

Thousands of every day uses. Replaces many bolts & pins. Adjustable in length with multiple cotter pin or presto pin holes. Farm, auto, truck and home use. Assortment has the 8 fastest moving numbers. Bright zinc plated.




Part No. Assortment
E3002

RETAINING AND E-RING ASSORTMENTS

Mini Counter Display

Design your own display
by choosing your most popular kits!

Merchandiser holds six different styles of
kits and a Maximum of thirty kits.
Kits sold separately.



Part No. Display Stand Only
GH98-1578

Retaining Rings (Internal) and Retaining Ring Assortment

All replacement sizes sold and priced 25 pcs. per bag



Part No.	Shaft Dia.	Qty.
GL69-01	1/4	25
GL69-03	3/8	25
GL69-06	1/2	25
GL69-08	9/16	25
GL69-09	5/8	25
GL69-11	3/4	20
GL69-12	.777	20
GL69-13	13/16	20
GL69-15	7/8	20
GL69-16	.901	20
GL69-17	15/16	20
GL69-18	1	15

Part No.	Shaft Dia.	Qty.
GL69-19	1.023	20
GL69-20	1-1/16	10
GL69-21	1-1/8	15
GL69-22	1-3/16	15
GL69-23	1-1/4	15
GL69-24	1-5/16	10
GL69-25	1-3/8	10
GL69-26	1-7/16	10
GL69-28	1-1/2	10
GL69-29	1-9/16	10
GL69-31	1-5/8	10
		Total 396

Part No. Assortment
GH174

Includes Pliers
Part No. GH40520



E - rings and E-ring Assortment



E-Rings are used to accommodate assemblies where installing retaining rings is impractical. All E-Rings are designed to be installed on a shaft directly in the plane of the groove. Their basic design feature is that they provide a large shoulder on small diameter shafts.

All replacement sizes sold and priced
25 pcs. per bag

Part No.	Shaft Dia.	Qty.
GL67-06	1/16	30
GL67-10	1/8	30
GL67-16	3/16	40
GL67-18	1/4	50
GL67-20	3/8	50
GL67-22	1/2	40
GL67-23	5/8	20
GL67-25	3/4	20
GL67-26	7/8	20
		Total 300

Assortment GH410
contains 300 Rings in 9
popular sizes.



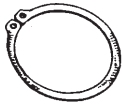
Part No. Assortment
GH410

RETAINING RING ASSORTMENTS

HARDWARE

Retaining Rings (External) & E-Rings and Assortment

All replacement sizes sold and priced 25 pcs. per bag



External Retaining Rings

Part No.	Shaft Dia.	Qty.
GL68-10	5/16	25
GL68-13	3/8	30
GL68-16	7/16	20
GL68-18	1/2	30
GL68-22	5/8	25
GL68-26	3/4	25
GL68-30	15/16	20
GL68-31	63/64	25
GL68-32	1	20
GL68-35	1-1/8	15
GL68-37	1-1/4	10
GL68-39	1-3/8	10
GL68-41	1-1/2	10



E-Rings

Part No.	Shaft Dia.	Qty.
GL67-10	1/8	30
GL67-16	3/16	30
GL67-18	1/4	30
GL67-19	5/16	30
GL67-20	3/8	30
GL67-21	7/16	25
GL67-22	1/2	25
GL67-23	5/8	30
GL67-25	3/4	25
GL67-26	7/8	20
Total 541		



Part No. Assortment
GH173

Includes Pliers
Part No. GH40520



Retaining Ring (External) and Assortment


All replacement sizes sold and priced 25 pcs. per bag



Use for shafts, pins, studs and similar parts from .250" to 1.250" in diameter. Tapered section assures constant circularity and groove pressure to secure against heavy thrust loads and high rotation. speeds.

Part No.	Shaft Dia.	Qty.
GL68-07	1/4	20
GL68-10	5/16	20
GL68-13	3/8	30
GL68-16	7/16	20
GL68-18	1/2	30
GL68-20	9/16	20
GL68-22	5/8	20
GL68-26	3/4	20
GL68-28	13/16	10
GL68-29	7/8	15
GL68-32	1	10
GL68-37	1-1/4	3
Total 218		

Assortment GH405
contains 18 Rings in 12
popular sizes



Part No. Assortment
GH405

LYNCH PIN ASSORTMENT BOX

LYNCH PIN ASSORTMENT BOX (LP9000)

HARDWARE



Part No.	Description
LP9000	Lynch Pin Assortment Box

PART NO	DESCRIPTION	QUANTITY
E1493	LYNCH PIN 7/16"	25 PC
E1746	LYNCH PIN 1/4"	25 PC
E1861	LYNCH PIN 5/16"	25 PC
E1923	LYNCH PIN 7/16"	25 PC
E1924	HD 7/16" LYNCH PIN	25 PC
E2195	HD 3/16" LYNCH PIN	25 PC
EH10195	HOPE HAVEN SAFETY CLIP 5/32" X 2-1/2"	5 PC
GL28-01	SNAPPER PIN 1/4" X 2"	10 PC
GL28-03	SNAPPER PIN RND HDNL 3/8 X 1-1/2	10 PC
GL28-04	SNAPPER PIN 3/8 X 2-1/2 SQ HNDL	10 PC
GL28-07	SNAPPER PIN 1/4 X 2-3/4 SQ HNDL	10 PC
GP5163S	PTO PIN 5/16" X 3" SPRING LOCK	10 PC
GWEP9656	KLICK PIN 7/16" X 11/32"	
	2" LG 1-3/4" RING DIA.	5 PC

CLEVIS PIN ASSORTMENTS BOXES

CLEVIS PIN ASSORTMENTS 3 BOXES (GL11-9000)

HARDWARE

Part No.	Description
GL11-9000	3 Clevis Pin Assortments



Part No.	Description
GL11-9001	Box 1 Pin Asst.



Part No.	Description
GL11-9002	Box 1 Pin Asst.



Part No.	Description
GL11-9003	Box 1 Pin Asst.

PART NO	DESCRIPTION	QTY.
GL11-011	CLEVIS PIN 3/16" X 1"	20 PCS.
GL11-019	CLEVIS PIN 3/16" X 2"	20 PCS.
GL11-025	CLEVIS PIN 1/4" X 1/2" 1/2	20 PCS.
GL11-029	CLEVIS PIN 1/4" X 3/4	20 PCS.
GL11-033	CLEVIS PIN 1/4" X 7/8"	20 PCS.
GL11-035	CLEVIS PIN 1/4" X 1"	20 PCS.
GL11-039	CLEVIS PIN 1/4" X 1-1/4"	20 PCS.
GL11-043	CLEVIS PIN 1/4" X 1-1/2"	20 PCS.
GL11-045	CLEVIS PIN 1/4" X 1-5/8"	20 PCS.
GL11-047	CLEVIS PIN 1/4" X 1-3/4"	20 PCS.
GL11-049	CLEVIS PIN 1/4" X 1-7/8"	20 PCS.
GL11-051	CLEVIS PIN 1/4" X 2"	20 PCS.
GL11-055	CLEVIS PIN 1/4" X 2-1/4"	20 PCS.
GL11-061	CLEVIS PIN 1/4" X 2-1/2"	20 PCS.
GL11-077	CLEVIS PIN 5/16" X 3/4"	20 PCS.
GL11-083	CLEVIS PIN 5/16" X 1"	20 PCS.
GL11-089	CLEVIS PIN 5/16" X 1-1/4"	20 PCS.
GL11-093	CLEVIS PIN 5/16" X 1-1/2"	20 PCS.
GL11-099	CLEVIS PIN 5/16" X 1-3/4"	20 PCS.
GL11-103	CLEVIS PIN 5/16" X 1-7/8"	20 PCS.
GL11-107	CLEVIS PIN 5/16" X 2"	20 PCS.
GL11-113	CLEVIS PIN 5/16" X 2-1/4"	20 PCS.
GL11-117	CLEVIS PIN 5/16" X 2-1/2"	10 PCS.
GL11-127	CLEVIS PIN 5/16" X 3"	10 PCS.

PART NO	DESCRIPTION	QTY
GL11-141	CLEVIS PIN 3/8" X 1"	20 PCS.
GL11-147	CLEVIS PIN 3/8" X 1-1/4"	20 PCS.
GL11-153	CLEVIS PIN 3/8" X 1-1/2"	20 PCS.
GL11-157	CLEVIS PIN 3/8" X 1-3/4"	10 PCS.
GL11-161	CLEVIS PIN 3/8" X 2"	30 PCS.
GL11-167	CLEVIS PIN 3/8" X 2-23/64"	10 PCS.
GL11-171	CLEVIS PIN 3/8" X 2-1/2"	20 PCS.
GL11-175	CLEVIS PIN 3/8" X 2-3/4"	10 PCS.
GL11-177	CLEVIS PIN 3/8" X 3"	20 PCS.
GL11-181	CLEVIS PIN 3/8" X 3-1/2"	10 PCS.
GL11-185	CLEVIS PIN 3/8" X 4"	10 PCS.
GL11-189	CLEVIS PIN 7/16" X 1"	10 PCS.
GL11-201	CLEVIS PIN 7/16" X 2"	10 PCS.
GL11-207	CLEVIS PIN 7/16" X 2-1/2"	10 PCS.
GL11-215	CLEVIS PIN 7/16" X 3-1/2"	10 PCS.
GL11-225	CLEVIS PIN 1/2" X 1-1/2" '	20 PCS.
GL11-227	CLEVIS PIN 1/2" X 1-3/4"	10 PCS.
GL11-229	CLEVIS PIN 1/2" X 2"	20 PCS.
GL11-233	CLEVIS PIN 1/2" X 2-1/2"	10 PCS.
GL11-239	CLEVIS PIN 1/2" X 3"	20 PCS.

PART NO	DESCRIPTION	QTY.
E485-1/2	UNIV CLEVIS PIN 1/2" X 2"	15 PCS.
E485-1/4	UNIV CLEVIS PIN 1/4" X 2"	15 PCS.
E485-3/8	UNIV CLEVIS PIN 3/8" X 2"	15 PCS.
E485-5/16	UNIV CLEVIS PIN 5/16" X 2"	15 PCS.
E485-7/16	UNIV CLEVIS PIN 7/16" X 2-1/2"	15 PCS.
E551-1/2	UNIV CLEVIS PIN 1/2 X 2"-1/2"	15 PCS.
E551-7/16	UNIV.CLEVIS PIN 7/16 X 2-1/2"	15 PCS.
GL11-241	CLEVIS PIN 1/2" X 3-1/2"	10 PCS.
GL11-243	CLEVIS PIN 1/2" X 4"	10 PCS.
GL11-265	CLEVIS PIN 5/8" X 2"	20 PCS.
GL11-271	CLEVIS PIN 5/8" X 3"	20 PCS.

ROLL/SPRING PIN ASSORTMENTS BOXES

ROLL/SPRING PIN ASSORTMENTS 4 BOXES (GL18-9000)

HARDWARE

Part No.	Description
GL18-9000	All 4 Roll/Spring Pin Assts.



Part No.	Description
GL18-9001	Box 1 Pin Asst.



Part No.	Description
GL18-9002	Box 2 Pin Asst.



Part No.	Description
GL18-9003	Box 3 Pin Asst.

PART NO	DESCRIPTION	QTY.
GL18-010	ROLL PIN 1/16" X 3/4"	20 PCS.
GL18-024	ROLL PIN 5/64" X 3/4"	30 PCS.
GL18-028	ROLL PIN 5/64" X 1"	20 PCS.
GL18-041	ROLL PIN 3/32" X 3/4"	20 PCS.
GL18-045	ROLL PIN 3/32" X 1"	20 PCS.
GL18-047	ROLL PIN 3/32" X 1-1/4"	20 PCS.
GL18-057	ROLL PIN 1/8" X 3/4"	20 PCS.
GL18-059	ROLL PIN 1/8" X 7/8"	20 PCS.
GL18-061	ROLL PIN 1/8" X 1"	30 PCS.
GL18-065	ROLL PIN 1/8" X 1-1/2"	20 PCS.
GL18-073	ROLLPIN 5/32" X 5/8"	20 PCS.
GL18-075	ROLL PIN 5/32" X 3/4"	20 PCS.
GL18-079	ROLL PIN 5/32" X 1"	30 PCS.
GL18-081	ROLL PIN 5/32" X 1-1/4"	20 PCS.
GL18-083	ROLL PIN 5/32" X 1-1/2"	30 PCS.
GL18-095	ROLL PIN 3/16" X 3/4"	20 PCS.
GL18-099	ROLL PIN 3/16" X 1"	30 PCS.
GL18-101	ROLL PIN 3/16" X 1-1/4"	20 PCS.
GL18-103	ROLL PIN 3/16" X 1-1/2"	30 PCS.
GL18-105	ROLL PIN 3/16" X 1-3/4"	20 PCS.
GL18-107	ROLL PIN 3/16" X 2"	30 PCS.
GL18-119	ROLL PIN 7/32" X 1 1/4"	20 PCS.
GL18-121	ROLL PIN 7/32" X 1-1/2"	20 PCS.

PART NO	DESCRIPTION	QTY.
GL18-123	ROLL PIN 7/32" X 1-3/4"	20 PCS.
GL18-135	ROLL PIN 1/4" X 7/8"	20 PCS.
GL18-137	ROLL 1/4" X 1" EXPAN PIN	20 PCS.
GL18-139	ROLL PIN 1/4" X 1-1/4"	20 PCS.
GL18-140	ROLL PIN 1/4" X 1-3/8"	20 PCS.
GL18-141	ROLL PIN 1/4" X 1-1/2"	20 PCS.
GL18-142	ROLL PIN 1/4" X 1-5/8"	20 PCS.
GL18-143	ROLL PIN 1/4" X 1-3/4"	20 PCS.
GL18-144	ROLL PIN 1/4" X 1-7/8"	20 PCS.
GL18-145	ROLL PIN 1/4" X 2"	30 PCS.
GL18-147	ROLL PIN 1/4" X 2-1/2"	20 PCS.
GL18-149	ROLL PIN 1/4" X 3"	20 PCS.
GL18-156	ROLL PIN 5/16" X 1"	20 PCS.
GL18-158	ROLL PIN 5/16" X 1-1/4"	20 PCS.
GL18-160	ROLL PIN 5/16" X 1-1/2"	20 PCS.
GL18-162	ROLL PIN 5/16" X 1-3/4"	10 PCS.
GL18-164	ROLL PIN 5/16" X 2"	20 PCS.
GL18-165	ROLL PIN 5/16" X 2-1/4"	10 PCS.
GL18-166	ROLL PIN 5/16" X 2-1/2"	10 PCS.
GL18-167	ROLL PIN 5/16" X 2 3/4"	10 PCS.
GL18-168	ROLL PIN 5/16" X 3"	10 PCS.

PART NO	DESCRIPTION	QTY.
GL18-171	ROLL PIN 5/16" X 3-3/4"	10 PCS.
GL18-176	ROLL PIN 3/8" X 1-1/2"	10 PCS.
GL18-178	ROLL PIN 3/8" X 1-3/4"	10 PCS.
GL18-179	ROLL PIN 3/8" X 2"	20 PCS.
GL18-180	ROLL PIN 3/8" X 2-1/4"	10 PCS.
GL18-181	ROLL PIN 3/8" X 2 1/2"	20 PCS.
GL18-183	ROLL PIN 3/8" X 3"	20 PCS.
GL18-190	ROLL PIN 7/16" X 1-1/2"	10 PCS.
GL18-192	ROLL PIN 7/16" X 2"	10 PCS.
GL18-194	ROLL PIN 7/16" X 2-1/2"	10 PCS.
GL18-196	ROLL PIN 7/16" X 3"	10 PCS.
GL18-202	ROLL PIN 1/2" X 1 1/2"	10 PCS.
GL18-204	ROLL PIN 1/2" X 2"	10 PCS.
GL18-208	ROLL PIN 1/2" X 3"	10 PCS.

Part No.	Description
GL18-9000M	Box 4 Metric Pin Asst.



PART NO	DESCRIPTION	QTY.
508-0850	METRIC ROLL PIN 8.0 MM X 50.00MM	15 PCS.
508-0860	METRIC ROLL PIN 8.0MM X 60.0 MM	20 PCS.
508-0880	METRIC ROLL PIN	10 PCS.
508-1060	METRIC ROLL PIN 10MMX 60MM	10 PCS.
508-1065	METRIC ROLL PIN 10MM X 65MM	15 PCS.
508-1075	METRIC ROLL PIN 10MM X 75 MM	15 PCS.
508-1080	METRIC ROLL PIN 10MM X 80MM	20 PCS.
508-1090	METRIC ROLL PIN 10MM X 90MM	10 PCS.
508-1280	METRIC ROLL PIN 12MMM X 80MM	10 PCS.

HAIR PIN ASSORTMENT

HAIR PIN ASSORTMENT (HP9000)



Part No.	Description
HP9000	Hair Pin Assortment

PART NO	DESCRIPTION	QUANTITY
E996	5/16" X 3-7/8" HAIR PIN	25 PCS.
E996-10	3/32" X 2-5/16" HAIR PIN	50 PCS.
E996-12	3/64" X 1" HAIR PIN CLIP	50 PCS.
E996-5	3/32" X 1-9/16" HAIR PIN	50 PCS.
E996-6	5/32" X 3" HAIR PIN	75 PCS.
E996-7	3/16" X 3-3/8" HAIR PIN	50 PCS.
E996-8	1/4" X 4" HAIR PIN	25 PCS.
E996-9	1/8 X 2 3/16" HAIR PIN	50 PCS.

GREASE ZERK ASSORTMENT BOX

GREASE ZERK ASSORTMENT BOX (GH9000)

HARDWARE



Part No.	Description
GH9000	Grease Zerk Assortment Box

PART NO	DESCRIPTION	QUANTITY
GA25	HEAVY DUTY GREASE GUN COUPLER	4 PCS.
GA28	NO 28 STD DUTY GREASE GUN COUPLER	4 PCS.
GH3201	1/4" 28-STR GREASE FITTINGS	20 PCS.
GH32010	3/16" DRIVE GREASE FITTINGS	15 PCS.
GH32011	5/16" DRIVE GREASE FITTING	16 PCS.
GH32016	8MM STR GREASE FITTING	12 PCS
GH32017	GREASE FITTING 8MM 45 DEG	8 PCS
GH32018	GREASE FITTING 8MM 90 DEG	8 PCS.
GH32019	10MM STR GREASE FITTING	12 PCS.
GH3202	1/4-28-45 DEG GREASE FITTINGS	12 PCS.
GH32020	10MM 45 DEG GREASE FITTING	8 PCS.
GH32021	GREASE FITTING 10MM 90 DEG	8 PCS.
GH3203	1/4 28-90 DEG GREASE FITTINGS	12 PCS.
GH3204	1/8 P STR GREASE FITTING	20 PCS.
GH3205	1/8 P-45 DEG GREASE FITTINGS	12 PCS.
GH3206	1/8 P-90 DEG GREASE FITTINGS	12 PCS.
GH3207	6 MM STR. GREASE FITTING	12 PCS.
GH3208	GREASE FITTING	12 PCS.
GH3209	62MM 90 DEG GREASE FITTING	12 PCS.
GH42012	GREASE ZERK CAPS	80 PCS.
308730	1/8" NPTF ALEMITE NARROW COUPLER	3 PCS.
43716	45 DEG 1/8 FPX 1/8 MP ALEMITE #43716	5 PCS.
51942	ALEMITE STR ADAPTER 1/4-28 MPTX1/8NPTF FEM	5 PCS.
51943	90 DEG FITTING 1/4-28M X1/8NPTF FEM	5 PCS.

KEY STOCKS

Woodruff (Half Moon) Keys and Key Assortment -

All refills priced and sold per 10 pc. bag

Assortment Part No.		Description	
GH440		250 pc. asst. 18 sizes	
Part No.	Industry No.	Description	Pcs. Per Asst.
GL10-53	211	1/16 X 3/8	10
GL10-54	212	3/32 X 3/8	20
GL10-55	213	1/8 X 3/8	10
GL10-01	1	1/16 X 1/2	10
GL10-02	2	3/32 X 1/2	20
GL10-03	3	1/8 X 1/2	20
GL10-04	4	3/32 X 5/8	10
GL10-05	5	1/8 X 5/8	30
GL10-06	6	5/32 X 5/8	40
GL10-07	61	3/16 X 5/8	5
GL10-08	7	1/8 X 3/4	20
GL10-09	8	5/32 X 3/4	10
GL10-10	9	3/16 X 3/4	20
GL10-11	91	1/4 X 3/4	5
GL10-12	10	5/32 X 7/8	5
GL10-13	11	3/16 X 7/8	5
GL10-14	12	7/32 X 7/8	5
GL10-15	A	1/4 X 7/8	5
			Total 250



Assortment Part No.		Description	
GH240		72 pc. asst. 6 sizes	
Part No.	Industry No.	Description	Pcs. Per Asst.
GL10-03	3	1/8 X 1/2	18
GL10-05	5	1/8 X 5/8	12
GL10-06	6	5/32 X 5/8	12
GL10-10	9	3/16 X 3/4	12
GL10-15	A	1/4 X 7/8	10
GL10-19	15	1/4 X 1	8
			Total 72

Half Moon Key Assortments
Assortment Part Numbers



Part No. Assortments	Description
GH440	250 piece asst. in plastic box
GH240	72 piece asst. in plastic box

Square Key-Stock and Key-Stock Assortment



Display Part No.
GMK5-31

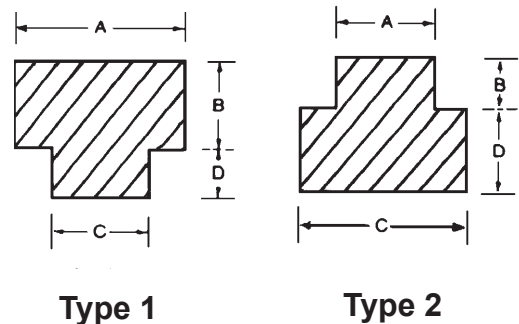
Part Number	Size	Bars Per Bdl.
GM-1/8	1/8 sq.	5
GM-3/16	3/16 sq.	5
GM-1/4	1/4 sq.	5
GM-5/16	5/16 sq.	5
GM-3/8	3/8 sq.	5
GM-7/16	7/16 sq.	3
GM-1/2	1/2 sq.	3
		Total 31 ft.

- 31 ft. Zinc Key Stock
- All 12" Long Bars
- All 1018 Steel $\begin{matrix} +.000 \\ -.002 \end{matrix}$
- Hangs from Peg Board or
- Free Stands on Counter Top
- Color Coded
- Includes 5 ft. each of 1/8, 3/16, 1/4, 5/16, and 3/8
- Includes 3 ft. each of 7/16 and 1/2



Step Keys 12" Lengths / sold and priced each

Part Number	Type	Dim. "A"	Dim. "B"	Dim. "C"	Dim. "D"
GMSK1-1	1	3/16"	3/32"	1/8"	1/16"
GMSK11-2	2	3/8"	3/16"	1/2"	1/4"
GMSK12-1	1	1/2"	1/4"	7/16"	1/8"
GMSK15-2	2	1/2"	1/4"	5/8"	5/16"
GMSK3-2	2	3/16"	3/32"	1/4"	1/8"
GMSK4-2	2	1/4"	1/8"	5/16"	1/8"
GMSK6-2	2	1/4"	1/8"	3/8"	3/16"
GMSK8-1	1	3/8"	3/16"	5/16"	1/4"
GMSK9-2	2	3/8"	3/16"	7/16"	5/32"



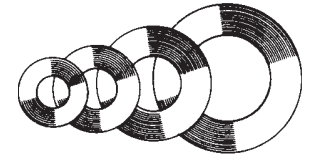
MACHINERY BUSHINGS & REPAIR WASHERS

MACHINERY BUSHINGS

HARDWARE

All Sizes are sold & priced per 25 pc box.

Machinery bushings reduce wear between moving parts, prevent marring of fine finishes, and can be used as spacers for sprockets, pulleys and gears on new or old equipment.



When Ordering Please Use Part Number.

Regular Machinery Bushings

Wide Machinery Bushings

Outside Diam.	Inside Diam.	18 Gauge (light) Part No.	14 Gauge (medium) Part No.	10 Gauge (heavy) Part No.
7/8	1/2	GL35-01	GL36-01	
15/16	9/16	GL35-02	GL36-02	
1	5/8	GL35-03	GL36-03	
1-1/4	3/4	GL35-04	GL36-04	
1-3/8	7/8	GL35-05	GL36-05	
1-1/2	1	GL35-06	GL36-06	GL37-03
1-3/4	1-1/8	GL35-07	GL36-07	GL37-04
1-7/8	1-1/4	GL35-08	GL36-08	GL37-05
2-1/8	1-3/8	GL35-09	GL36-09	GL37-06
2-1/4	1-1/2		GL36-10	GL37-07
2-3/8	1-5/8		GL36-11	GL37-08
2-1/2	1-3/4		GL36-12	GL37-09
2-7/8	1-7/8		GL36-13	GL37-10
3	2		GL36-14	GL37-11
3-1/8	2-1/8		GL36-15	GL37-12
3-1/4	2-1/4		GL36-16	GL37-13
3-3/8	2-3/8		GL36-17	GL37-14
3-1/2	2-1/2		GL36-18	GL37-15

Outside Diam.	Inside Diam.	18 Gauge (light) Part No.	14 Gauge (medium) Part No.	10 Gauge (heavy) Part No.
1-1/4	5/8	GL40-01	GL41-01	
1-1/2	3/4	GL40-02	GL41-02	GL42-01
1-3/4	7/8	GL40-03	GL41-03	GL42-02
1-7/8	15/16		GL41-04	
2	1	GL40-05	GL41-05	GL42-04
2-1/8	1-1/8	GL40-07	GL41-07	GL42-06
2-1/4	1-1/4	GL40-08	GL41-08	GL42-07
2-1/2	1-3/8	GL40-09	GL41-09	GL42-08
3	1-1/2	GL40-10	GL41-10	GL42-09
3-1/8	1-5/8	GL40-11		
3-1/4	1-3/4	GL40-12	GL41-12	GL42-11
3-3/8	1-7/8		GL41-13	
3-1/2	2	GL40-14	GL41-14	GL42-13
3-5/8	2-1/8	GL40-15		GL42-14
3-3/4	2-1/4		GL41-16	GL42-15
3-7/8	2-1/2		GL41-17	GL42-16
4	2-3/4	GL40-18		
4-1/4	3		GL41-19	

QUICK REPAIR WASHERS

A split washer for every need.

Quick Repair Washers


Display Contents (10 Pcs. per size)

Fill-In Stock 10 per Bag - Priced per Bag

Part Number	Gauge	Size I. D.	Size O. D.
GGQ-3/4	1/8	3/4	1-3/4
GGQ-7/8	1/8	7/8	1-7/8
GGQ-1	1/8	1	2
GGQ-1-1/8	1/8	1-1/8	2-1/8
GGQ-1-1/4	1/8	1-1/4	2-1/4
GGQ-1-3/8	1/8	1-3/8	2-3/8
GGQ-1-1/2	1/8	1-1/2	2-1/2
GGQ-1-3/4	1/8	1-3/4	2-3/4
GGQ-2	1/8	2	3

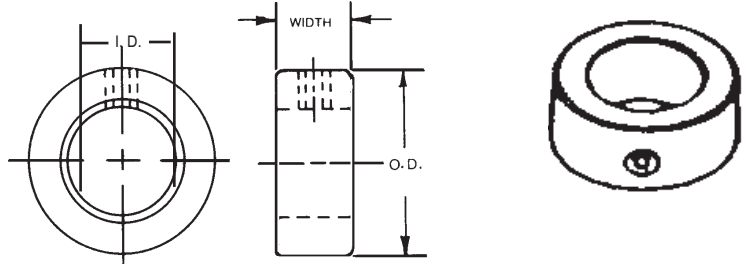
90 Pc. Display Board Asst.

Display Part No.
GGQR90



SET COLLARS

Set Collars - Sold & Priced Each



Part Number	I. D.	O. D.	Width	Setscrew Size
152-0400	1/4	1/2	9/32	10-32
152-0500	5/16	5/8	11/32	10-32
152-0600	3/8	3/4	3/8	1/4 x 20
152-0700	7/16	7/8	7/16	1/4 x 20
152-0800	1/2	1	1/2	1/4 x 20
152-0900	9/16	1-1/8	9/16	1/4 x 20
152-1000	5/8	1-1/8	9/16	5/16 x 18
152-1100	11/16	1-3/8	5/8	5/16 x 18
152-1200	3/4	1-3/8	5/8	5/16 x 18
152-1300	13/16	1-1/2	5/8	5/16 x 18
152-1400	7/8	1-1/2	5/8	5/16 x 18
152-1500	15/16	1-5/8	5/8	5/16 x 18
152-1600	1	1-5/8	5/8	5/16 x 18

Part Number	I. D.	O. D.	Width	Setscrew Size
152-1700	1-1/16	1-3/4	5/8	5/16 x 18
152-1800	1-1/8	1-3/4	5/8	5/16 x 18
152-1900	1-3/16	2	11/16	3/8 x 16
152-2000	1-1/4	2	11/16	3/8 x 16
152-2100	1-5/16	2-1/8	3/4	3/8 x 16
152-2200	1-3/8	2-1/8	3/4	3/8 x 16
152-2300	1-7/16	2-1/4	3/4	3/8 x 16
152-2400	1-1/2	2-1/4	3/4	3/8 x 16
152-2600	1-5/8	2-1/2	13/16	3/8 x 16
152-2800	1-3/4	2-3/4	7/8	1/2 x 13
152-3000	1-7/8	2-3/4	7/8	1/2 x 13
152-3100	1-15/16	3	7/8	1/2 x 13
152-3200	2	3	7/8	1/2 x 13

Double Split Set Collars

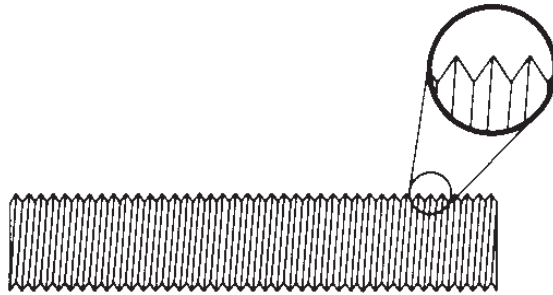


Part Number	Bore Size
152-1	1"
152-112	1 1/2"
152-114	1 1/4"
152-118	1 1/8"
152-12	1/2"
152-138	1 3/8"
152-34	3/4"
152-38	3/8"
152-58	5/8"
152-78	7/8"

THREADED ROD & SET SCREWS

Threaded Rod

Threaded Rods - Sold & Priced Each



GRADE 2

Grade 2 Part No.	Size & Pitch	Wire Size
S403-0420	1/4 - 20	.214
S403-0518	5/16 - 18	.273
S403-0616	3/8 - 16	.330
S403-0714	7/16 - 14	.387
S403-0813	1/2 - 13	.445
S403-0912	9/16 - 12	.503
S403-1011	5/8 - 11	.560

GRADE 7

Grade 2 Part No.	Size & Pitch	Wire Size
S403-1210	3/4 - 10	.678
S403-1409	7/8 - 9	.795
S403-1608	1 - 8	.911
S403-1807	1-1/8 - 7	1.025
S403-2007	1-1/4 - 7	1.149
S403-2406	1-1/2 - 6	1.384


Grade 7 Part No.	DIA.
B7-0420	1/4
B7-0518	5/16
B7-0616	3/8
B7-0714	7/16
B7-0813	1/2
B7-1011	5/8
B7-1210	3/4
B7-1409	7/8
B7-1608	1

NATIONAL COARSE THREADS 3'
ZINC PLATED GRADE 2 AND B7

Set Screws

Contents of Allen Head Set Screw Assortment

Part No.	Description	Pcs.
GL58-36	1/8-40 X 3/16	10
GL58-02	3/16-24 X 1/4	10
GL58-06	1/4-20 X 1/4	30
GL58-08	1/4-20 X 3/8	20
GL58-33	1/4-28 X 1/4	20
GL58-37	5/32-32 X 3/16	10
GL58-34	5/16-24 X 3/8	20
GL58-13	5/16-18 X 3/8	30
GL58-14	5/16-18 X 1/2	20
GL58-18	3/8-16 X 1/2	10
GL58-35	3/8-24 X 3/8	10
GL58-17	3/8-16 X 3/8	10
Total		200

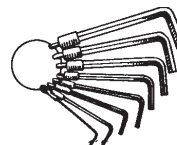


Replacement Set Screws
(Allen Head Hex Socket)
Sold in 25 pc. poly-bags.

Part No. Asst.	Description
GH445	200 piece assortment

This Allen Head Set Screw assortment of 200 pieces should cover most of your set screw needs. Each set screw is identified by size. Used for drive rollers, clutches, V-belt drive pulleys, etc.

HEX WRENCH



8 piece hex key set 1/16", 5/64", 3/32", 1/8", 5/32", 3/16", 7/32", 1/4" on one ring.

Part No.	Description
GH44516	Hex Wrench


CLAMPS & SPINNERS

HARDWARE

Muffler Clamps - Sold Each

Part No.	Size	Type	Part No.	Size	Type
GMC1-1/2	1-1/2"	STD	GMC2-1/4	2-1/4"	STD
GMC1-5/8	1-5/8"	STD	GMC2-1/2	2-1/2"	STD
GMC1-3/4	1-3/4"	STD	GMC2-3/4HD	2-3/4"	HD
GMC1-7/8	1-7/8"	STD	GMC3-HD	3"	HD
GMC2	2"	STD	GMC3-1/2HD	3-1/2"	HD
GMC2-1/8HD	2-1/8"	HD	GMC4-HD	4"	HD

STD=Standard
HD= Heavy Duty



Part No.	Type No.	Exhaust Min.	O. D. Max.
W11001	0	1"	1-3/16"
W11002	1	1-1/4"	1-7/16"
W11003	2	1-1/2"	1-11/16"
W11004	3	1-3/4"	1-15/16"
W11005	4	2"	2-3/16"
W11006	5	2-1/4"	2-7/16"
W11007	6	2-1/2"	2-11/16"
W11008	7	2-3/4"	2-15/16"

Part No.	Type No.	Exhaust Min.	O. D. Max.
W11009	8	3"	3-3/16"
W11010	9	3-1/4"	3-7/16"
W11011	10	3-1/2"	3-11/16"
W11012	11	3-3/4"	3-15/16"
W11013	12	4"	4-3/16"
W11014	13	4-1/4"	4-7/16"
W11015	14	4-1/2"	4-11/16"
W11017	16	5"	5-3/16"

Weather Caps

All Priced Each



H SERIES

Stainless steel band & housing, plated screw with deep slotted 5/16" hex-head screw



Hose Clamps


10 pc boxes - All Priced Each

Part No.	Diameter in inches	
	Min.	Max.
HM5	1/4"	5/8"
HM8	1/4"	7/8"
H6	7/16"	25/32"
H8	1/2"	29/32"
H10	9/16"	1-1/16"
H12	11/16"	1-1/4"
H16	13/16"	1-1/2"
H20	13/16"	1-3/4"
H24	1-1/16"	2"

Part No.	Diameter in inches	
	Min.	Max.
H28	1-5/16"	2-1/4"
H32	1-9/16"	2-1/2"
H36	1-13/16"	2-3/4"
H40	2-1/16"	3"
H44	2-5/16"	3-1/4"
H48	2-9/16"	3-1/2"
H52	2-13/16"	3-3/4"
H56	3-1/16"	4"
H60	3-5/16"	4-1/4"

Part No.	Diameter in inches	
	Min.	Max.
H64	3-9/16"	4-1/2"
H68	3-13/16"	4-3/4"
H72	4-1/16"	5"
H80	4-5/8"	5-1/2"
H88	5-1/8"	6"
H96	5-9/16"	6-1/2"
H100	5-7/8"	6-3/4"
H104	6-1/8"	7"

Steering Wheel Spinners



Sealed-in ball bearings are encased in an aluminum weather proof knob that is designed with a heavy duty tall shaft. Comes 12 spinners in an attractive counter display box.

Part Number
GI-SPINNER

Vinyl Covered Steering Wheel spinners

NOW IN - OEM Colors

Black
Green
Blue
Red

Part Number	Description
WS953	qty. 12 (Black)
WS955	qty. 12 (Green)
WS956	qty. 12 (Blue)
WS957	qty. 12 (Red)

Note: For individual Parts add (-1) to the end of part Number

Example - GI-SPINNER-1

Note: For individual Parts add (-1) to the end of part Number Example - WS953-1

SMV ACCESSORIES & DISPLAY

HARDWARE

Slow Moving Vehicle Accessories - Sold Each

Part No.	Description
SM1-C	Certified Emblem on Metal Back
SM1FP-C	Certified Emblem Decal Only
SM1P-C	Certified Emblem on Plastic Back
SM2-C	Metal Sign High Def. (Ready for Mounting)
SM2FP-C	SMV Decal Only High Definition
SM2P-C	Plastic Sign High Definition (Ready for mounting)



Certified Emblem

Mounting Assembly

Part No.	Description
SM6	Pole Mount
SM5	Mounting Socket w/ nuts & bolts
SM7	Spade Mounting Assembly


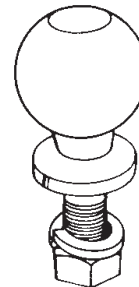
Dealer Display
- Sold Each

Part No.	Display
SM10-C	

Dealer Display		
Part No.	Description	Qty.
SM1-C	Emblem Metal Back	10
SM1FP-C	Emblem Decal Only	6
SM5	Mounting Socket w/ Nuts & Bolts	12
SM6	Pole Mount	4
SM7	Spade Mounting Assembly	6
	Display Rack	1

HITCH BALL WITH STUD

Part No.	Class	Size
E2201Z	Class 1	1-7/8" X 3/4"
E2202Z	Class 2	2" X 3/4"
E2203Z	Class 3	2" X 1"
E2204Z	Class 4	2-5/16" X 1-1/4"




Multi-Purpose Rubber Tarp Straps

Part No.	Description	Qty.
TS10	9" EPDM Rubber Tarp Strap	10 per pack
TS15	15" EPDM Rubber Tarp Strap	10 per pack
TS21	21" EPDM Rubber Tarp Strap	10 per pack
TS31	31" EPDM Rubber Tarp Strap	10 per pack

BALL JOINT AND ROD END ASSORTMENT

A Popular Selection of Rod Ends and Ball Joints



Complete Display Part Number RE9000

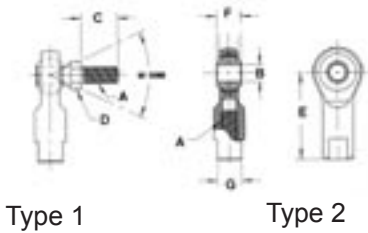
Part Number	Description	Quantity
BDS1000	Ball Joint 10-32 w/ Dirt Shield	2
BDS1002	Ball Joint 1/4-28 w/ Dirt Shield	2
BDS1003	Ball Joint 5/16-24 w/ Dirt Shield	2
BDS1006	Ball Joint 1/2-20 w/ Dirt Shield	2
BQD1002	Q/D Ball Joint 1/4-28	3
BQD1003	Q/D Ball Joint 5/16-24	2
BQD1004	Q/D Ball Joint 3/8-24	2
BQD1000	Q/D Ball Joint 10-32	2
BQD1100	Q/D Ball Joint F10-32 / M1/4-28	3
RF3000	Rod End F/F 10-32	5
RF3000S	Rod End F/M 10-32	2
RF4000	Rod End F/F 1/4-28	4
RF4000S	Rod End F/M 1/4-28	5
RF5000	Rod End F/F 5/16-24	3
RF5000S	Rod End F/M 5/16-24	2
RF6000	Rod End F/F 3/8-24	4
RF6000S	Rod End F/M 3/8-24	3
RF8000	Rod End F/F 1/2-20	2
RM4000	Rod End M/F 1/4-28	2
RM5000S	Rod End M/M 5/16-28	2
RM6000	Rod End M/F 3/8-24	2
RM6000S	Rod End M/M 3/8-24	3
RS5000S-L	LH Rod End 5/16-24 F/M	2
RS6000S-L	LH Rod End 3/8-24 F/M	2

F = Female M = Male

ROD ENDS

(MOLDED RACE) RF SERIES (FEMALE) ROD ENDS

HARDWARE

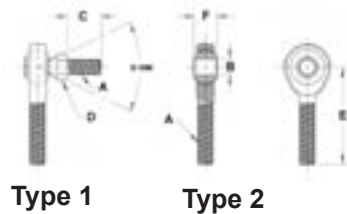


Part No. (Type 1)	Part No. (Type 2)	Thread Size A	B	C	D	E	F	G
RF3000S	RF3000	10.32	.189/.191	.437	.312	1.062	.312	.312
RF4000S	RF4000	1/4-28	.250/.252	.562	.375	1.312	.375	.375
RF5000S	RF5000	5/16-24	.3125/.3145	.687	.437	1.375	.437	.437
RF6000S	RF6000	3/8-24	.375/.377	.875	.500	1.625	.500	.562
* RF7000S	* RF7000	7/16-20	.4375/.4395	1.062	.625	1.812	.562	.625
* RF8000S	RF8000	1/2-20	.500/.502	1.125	.625	2.125	.625	.750
* RF10000S	* RF10000	5/8-18	.625/.627	1.125	.750	2.500	.750	.875
* RF12000S	* RF12000	3/4-16	.750/.752	1.812	1.000	2.875	.875	1.000

* NON-STOCK

For LH Thread Add -L to Part No.
Example: RM4000S-L

(MOLDED RACE) RM SERIES (MALE) ROD ENDS



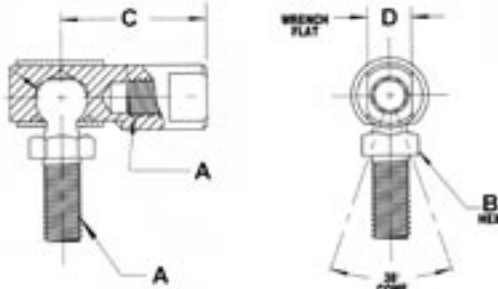
Part No. (Type 1)	Thread Part No. (Type 2)	Size A	B	C	D	E	F
* RM3000S	* RM3000	10.32	.189/.191	.437	.312	1.250	.312
* RM4000S	RM4000	1/4-28	.250/.252	.562	.375	1.562	.375
RM5000S	* RM5000	5/16-24	.3125/.3145	.687	.437	1.875	.437
RM6000S	RM6000	3/8-24	.375/.377	.875	.500	1.937	.500
* RM7000S	* RM7000	7/16-20	.4375/.4395	1.062	.625	2.125	.562
* RM8000S	* RM8000	1/2-20	.500/.502	1.125	.625	2.437	.625
* RM10000S	* RM10000	5/8-18	.625/.627	1.125	.750	2.625	.750
* RM12000S	* RM12000	3/4-16	.750/.752	1.812	1.000	2.875	.875

* NON-STOCK

BALL JOINTS

(SWAGED CONSTRUCTION) with Dirt Shield

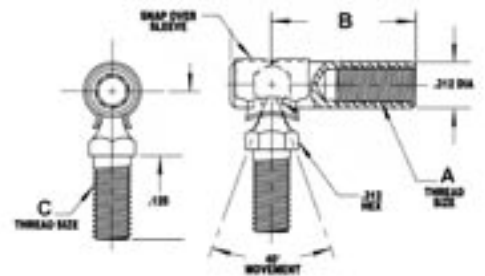
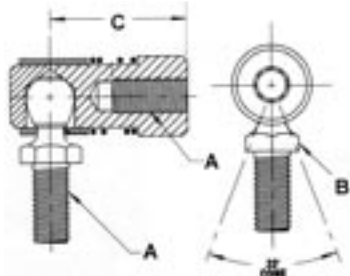
BDS SERIES BALL JOINTS



Part No.	Thread Size A	B	C	D
BDS1000	10-32	.312	.875	.312
BDS1002	1/4-28	.375	.969	.375
BDS1003	5/16-24	.437	1.125	.437
BDS1004	3/8-24	.500	1.375	.500
BDS1005	7/16-20	.625	1.937	.625
BDS1006	1/2-20	.625	1.937	.625

BQD (TYPE 1) SERIES BALL JOINTS

BQD (TYPE 2) SERIES BALL JOINTS



(QUICK DISCONNECT CONSTRUCTION)

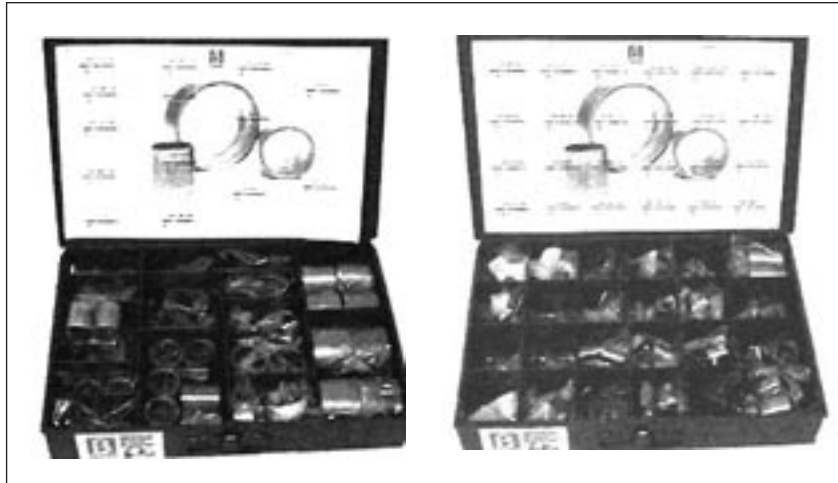
Part No.	Female Thread Size A	B	Male Thread Size C
BQD1002	1/4-28	.375	.969
BQD1003	5/16-24	.437	1.125
BQD1004	3/8-24	.500	1.375

(QUICK DISCONNECT CONSTRUCTION)

Part No.	Female Thread Size A	B	Male Thread Size C
BQD1000	10-32	.875	10-32
BQD1003	10-32	.875	1/4-28
* BQD1102	1/4-28	.968	1/4-28
* BQD1200	1/4-28	.968	10-32

* NON-STOCK

BRONZE BUSHING ASSORTMENT BOXES



Part No.	Description
BU-ASSORT	Bronze Bushings 2 box Assortment

Oil Filled Bronze Bushings

Display Contents Both Boxes

Part No.	Description (Box 1)	Qty.	Part No.	Description (Box 2)	Qty.
BU040608	1/4 X 3/8 X 1/2 Bronze Bush	4	BU192424	1 3/16 X 1 1/2 X 1 1/2 Bronze Bush	2
BU040708	1/4 X 7/16 X 1/2 Bronze Bush	2	BU202220	1 1/4 X 1 3/8 X 1 1/4 Bronze Bush	2
BU050712	5/16 X 7/16 X 3/4 Bronze Bush	2	BU202428	1 1/4 X 1 1/2 X 1 3/4 Bronze Bush	6
BU050810	5/16 X 1/2 X 5/8 Bronze Bush	2	BU202524	1 1/4 X 1 9/16 X 1 1/2 Bronze Bush	2
BU060824	3/8 X 1/2 X 1 1/2 Bronze Bush.....	4	BU202616	1 1/4 X 1 5/8 X 1 Bronze Bush	2
BU061012	3/8 X 5/8 X 3/4 Bronze Bush	2	BU222624	1 3/8 X 1 5/8 X 1 1/2 Bronze	2
BU070916	7/16 X 9/16 X 1 Bronze Bush	2	BU242824	1 1/2 X 1 3/4 X 1 1/2 Bronze.....	4
BU081016	1/2 X 5/8 X 1 Bronze Bush	6	BU242832	1 1/2 X 1 3/4 X 2 Bronze Bush	6
BU081116	1/2 X 11/16 X 1 Bronze Bush.....	2	BU243015	1 1/2 X 1 7/8 X 15/16 Bronze Bush	2
BU081224	1/2 X 3/4 X 1 1/2 Bronze Bush	2	BU283232	1 3/4 X 2 X 2 Bronze Bush 1 pc bag.....	4
BU101220	5/8 X 3/4 X 1 1/4 Bronze Bush	6	BU303612	1 7/8 X 2 1/4 X 3/4 Bronze Bush	2
BU101418	5/8 X 7/8 X 1 1/8 Bronze Bush	2	BU323616	2 X 2 1/4 X 1 Bronze Bush 1 pc. bag.....	4
BU121426	3/4 X 7/8 X 1 5/8 Bronze Bush	6	BU323623	2 X 2 1/4 X 2 Bronze Bush 1 pc bag.....	4
BU121624	3/4 X 1 X 1 1/2 Bronze Bush	4	BU404432	2 1/2 X 2 3/4 X 2 Bronze Bush 1 pc bag.....	4
BU141620	7/8 X 1 X 1 1/4 Bronze Bush	6			
BU141824	7/8 X 1 1/8 X 1 1/2 Bronze Bush	4			
BU151917	15/16 X 1 3/16 X 1 1/16 Bronze Bush	2			
BU161824	1 X 1 1/8 X 1 1/2 Bronze Bush	6			
BU161917	1 X 1 3/16 X 1 1/16 Bronze Bush	2			
BU162032	1 X 1 1/4 X 2 Bronze Bush	6			
BU162124	1 X 1 5/16 X 1 1/2 Bronze Bush	2			
BU162224	1 X 1 1/3 X 1 1/2 Bronze Bush	2			
BU182132	1 1/8 X 1 5/16 X 2 Bronze Bush	2			
BU182224	1 1/8 X 1 3/8 X 1 1/2 Bronze Bush	4			

COMPRESSION SPRINGS ASSORTMENT



Part No.	Description
SP80DIS.....	Complete Spring Assortment

Part No.	Refill Size and Description	Spring Qty.	SR Asst. Qty.	#
88011	1 5/16" x 5/32" comp. spring	12	12	SRM1
88012	1 1/2" x 3/16" comp. spring	12	12	SRM2
88013	7/32" x 5/8" comp. spring	12	12	SRM3
88014	1 1/8" x 21/64" comp. spring	12	12	SRM4
88015	1 1/8" x 15/32 comp. spring	12	8	SRM5
88016	1 7/16" x 7/16" comp. spring	12	8	SRM6
88017	1 7/16 x 3/8" comp. spring	12	8	SRM7
88018	1 1/2" x 5/16" comp. spring	12	8	SRM8
88021	1 1/2" x 3/8" comp. spring	12	8	SRM9
88022	1 9/16" x 5/8 comp. spring	12	8	SRM10
88023	1 3/4" x 1/2" comp. spring	12	8	SRM11
88024	1 7/8" x 3/8" comp. spring	12	8	SRM12
88025	2 3/16" x 3/4" comp. spring	6	4	SRM13
88026	2 3/4" x 5/8" comp. spring	12	12	SRM14
88027	2 13/16" x 1/2" comp. spring	6	6	SRM15
88042	1/2" torsion springs	12	6	SRM16
88051	2 13/16" x 5/16" exten. spring	6	6	SRM17
88052	2 7/16" x 1/4" exten. spring	6	6	SRM18
88053	2 3/8" x 9/32" exten. spring	6	6	SRM19
88054	2 1/4" x 9/32" exten. spring	6	6	SRM20
88055	5 5/16" x 1/4" exten. spring	12	6	SRM21
88056	2 1/8" x 5/16" exten. spring	12	6	SRM22
88061	2 3/16" exten. spring	6	6	SRM23
88062	1 7/8" x 3/8" exten. spring	6	6	SRM24
88063	1 9/16" x 1/4" exten. spring	6	6	SRM25
88064	1 15/32" x 3/8" exten. spring	6	6	SRM26
88065	1 1/2" x 15/64" exten. spring	12	6	SRM27
88066	2 x 1/2" exten. spring	6	6	SRM28
88111	2 1/8" x 1/2" exten. spring	6	6	SRM29
88112	2 3/8" x 1/2" exten. spring	6	6	SRM30
88085	2" x 3/4" exten. spring	6	6	SRM31
88086	1 3/4" x 3/4" exten. spring	6	6	SRM32
88031	3" x 11/16" comp. spring	6	4	SRM33
88032	3" x 3/4" comp. spring	6	4	SRM34
88033	3" x 53/64" comp. spring	6	4	SRM35
88082	3" x 3/4" exten. spring	6	4	SRM36
88041	4 5/8" x 1 1/4" comp. spring	4	4	SRM37
88083	2 5/8" x 3/4" exten. spring	6	4	SRM38
88084	2 1/4" x 3/4" exten. spring	6	4	SRM39
88113	2 7/8" x 5/8" exten. spring	6	4	SRM40
88114	3 1/4" x 23/32" exten. spring	6	4	SRM41
88071	5 3/4" x 1 1/8" exten. spring	1	1	SRM42
88131	3 9/16" x 3/16" exten. spring	6	4	SRM43
88133	3 3/4" x 5/16" exten. spring	6	4	SRM44
88104	2 1/2" X 5/16" exten. spring	6	6	SRM45
88102	4" X 3/8" exten. spring	6	4	SRM46
88101	3 3/4" X 15/32" exten. spring	6	4	SRM47
88091	2 9/16" x 3/8" exten. spring	6	4	SRM48
88092	2 15/16" x 7/16" exten. spring	12	6	SRM49
88093	3 5/8" x 1/2" exten. spring	12	6	SRM50
88043	9 1/2" x 11/16" comp. spring	6	3	SRM51
88034	3 1/4" x 13/16" comp. spring	6	4	SRM52
88035	3 3/8" x 3/4" comp. spring	6	4	SRM53
88036	3 7/16" x 7/8" comp. spring	6	4	SRM54
88072	4 5/32" x 3/4" exten. spring	6	4	SRM55
88073	3 13/16" x 3/4" exten. spring	6	4	SRM56
88122	4 3/4" x 1/4" exten. spring	6	4	SRM57
88074	3 7/16" x 3/4" exten. spring	6	4	SRM58
88081	3 1/4" x 3/4" exten. spring	6	4	SRM59
88115	3 15/16" x 9/16" exten. spring	6	4	SRM60
88116	3 3/4" x 7/16" exten. spring	6	4	SRM61
88121	3 13/16" x 1/2" exten. spring	12	4	SRM62
88142	4 3/8" x 23/32" exten. spring	6	4	SRM63
88123	4 7/8" x 21/32" exten. spring	6	3	SRM64
88143	5 3/16" x 3/8" exten. spring	6	4	SRM65
88103	5" X 7/16" exten. spring	6	3	SRM66
88144	5 5/8" x 5/8" exten. spring	6	3	SRM67
88151	7 3/8" x 3/4" exten. spring	3	2	SRM68
88152	8 3/8" x 5/8" exten. spring	3	2	SRM69
88161	9" x 1/2" exten. spring	3	2	SRM70
88162	9 3/4" x 1/2" exten. spring	3	2	SRM71
88171	10" x 45/64" exten. spring	3	2	SRM72
88172	10 1/4" x 13/16" exten. spring	3	2	SRM73
88094	10 1/4" X 3/4" exten. spring	6	2	SRM74
88132	6" x 5/16" exten. spring	6	4	SRM75
88134	6 3/16" x 7/16" exten. spring	6	4	SRM76
88141	6 1/4" x 3/8" exten. spring	6	4	SRM77
88124	5 3/4" x 11/16" exten. spring	6	2	SRM78
88181	8 1/2" x 55/64" exten. spring	1	1	SRM79
88182	7 9/16" x 3/4" exten. spring	3	2	SRM80

STANDARD INDUSTRIAL QUALITY O-RINGS

O-RINGS FOR CODE 61 AND CODE 62 FLANGE FITTINGS

CAUTION: These "O" Rings are compounded from a Nitrite polymer for use with petroleum-base hydraulic fluids, water and glycol and oil-water emulsions.

Do not use these "O" Rings with phosphate esters, diesters or phosphate ester emulsion hydraulic fluids. Instead, use "O" Rings made of Viton® EPDM or CPE polymers or other materials compatible with the fluids.


Part Number	I. D. (in.)	Wall (in.)	Qty. Req'd
OR8FL	3/4	1/8	1
OR12FL	1	1/8	1
OR16FL	1-5/16	1/8	1
OR20FL	1-1/2	1/8	1
OR24FL	1-7/8	1/8	1
OR32FL	2-1/4	1/8	1



O-RING TOOL

Solid brass tools to properly remove and replace O-Rings. Helps to minimize O-Ring and hydraulic failures due to improper removal or replacement.

Part No.
GH40050



PART NO.	NOMINAL			PACK QTY
	I.D.	O.D.	C/S	
OR70-006	1/8	1/4	1/16	10
OR70-007	5/32	9/32	1/16	10
OR70-008	3/16	5/16	1/16	10
OR70-009	7/32	11/32	1/16	10
OR70-010	1/4	3/8	1/16	10
OR70-011	5/16	7/16	1/16	10
OR70-012	3/8	1/2	1/16	10
OR70-013	7/16	9/16	1/16	10
OR70-014	1/2	5/8	1/16	10
OR70-015	9/16	11/16	1/16	10
OR70-016	5/8	3/4	1/16	10
OR70-017	11/16	13/16	1/16	10
OR70-018	3/4	7/8	1/16	10
OR70-019	13/16	15/16	1/16	10
OR70-020	7/8	1	1/16	10
OR70-021	15/16	1-1/16	1/16	10
OR70-022	1	1-1/8	1/16	10
OR70-023	1-1/16	1-3/16	1/16	10
OR70-024	1-1/8	1-1/4	1/16	10
OR70-025	1-3/16	1-5/16	1/16	10
OR70-026	1-1/4	1-3/8	1/16	10
OR70-027	15/16	1-7/16	1/16	10
OR70-028	1-3/8	1-1/2	1/16	10
OR70-029	1-1/2	1-5/8	1/16	5
OR70-035	2-1/4	2-3/8	1/16	5
OR70-040	2-7/8	3	1/16	5
OR70-107	7/32	13/32	3/32	10
OR70-108	1/4	7/16	3/32	10
OR70-109	5/16	1/2	3/32	10
OR70-110	3/8	9/16	3/32	10
OR70-111	7/16	5/8	3/32	10
OR70-112	1/2	11/16	3/32	10
OR70-113	9/16	3/4	3/32	10
OR70-114	5/8	13/16	3/32	10
OR70-115	11/16	7/8	3/32	10
OR70-116	3/4	15/16	3/32	10
OR70-117	13/16	1	3/32	10
OR70-118	7/8	1-1/16	3/32	10
OR70-119	15/16	1-1/8	3/32	10
OR70-120	1	1-3/16	3/32	10
OR70-121	1-1/16	1-1/4	3/32	10
OR70-122	1-1/8	1-5/16	3/32	10
OR70-123	1-3/16	1-3/8	3/32	10

PART NO.	NOMINAL			PACK QTY
	I.D.	O.D.	C/S	
OR70-124	1-1/4	1-7/16	3/32	10
OR70-125	1-5/16	1-1/2	3/32	10
OR70-126	1-3/8	1-9/16	3/32	10
OR70-127	1-7/16	1-5/8	3/32	10
OR70-128	1-1/2	1-11/16	3/32	5
OR70-129	1-9/16	1-3/4	3/32	5
OR70-130	1-5/8	1-13/16	3/32	5
OR70-131	1-11/16	1-7/8	3/32	5
OR70-132	1-3/4	1-15/16	3/32	5
OR70-133	1-13/16	2	3/32	5
OR70-134	1-7/8	2-1/16	3/32	5
OR70-136	2	2-3/16	3/32	5
OR70-139	2-3/16	2-3/8	3/32	5
OR70-143	2-7/16	2-5/8	3/32	5
OR70-144	2 1/2	2-11/16	3/32	5
OR70-145	2 9/16	2-3/4	3/32	5
OR70-149	2-13/16	3	3/32	5
OR70-157	4-1/2	4-11/16	3/32	1
OR70-210	3/4	1	1/8	10
OR70-211	13/16	1-1/16	1/8	10
OR70-212	7/8	1-1/8	1/8	10
OR70-213	15/16	1-3/16	1/8	10
OR70-214	1	1-1/4	1/8	10
OR70-215	1-1/16	1-5/16	1/8	10
OR70-216	1-1/8	1-3/8	1/8	10
OR70-217	1-3/16	1-7/16	1/8	10
OR70-218	1-1/4	1-1/2	1/8	10
OR70-219	1-5/16	1-9/16	1/8	10
OR70-220	1-3/8	1-5/8	1/8	10
OR70-221	1-7/16	1-11/16	1/8	10
OR70-222	1-1/2	1-3/4	1/8	10
OR70-223	1-5/8	1-7/8	1/8	5
OR70-224	1-3/4	2	1/8	5
OR70-225	1-7/8	2-1/8	1/8	5
OR70-226	2	2-1/4	1/8	5
OR70-228	2-1/4	2-1/2	1/8	5
OR70-229	2-3/8	2-5/8	1/8	5
OR70-230	2-1/2	2-3/4	1/8	5
OR70-231	2-5/8	2-7/8	1/8	5
OR70-232	2-3/4	3	1/8	5
OR70-233	2-7/8	3-1/8	1/8	5
OR70-234	3	3-1/4	1/8	5
OR70-235	3-1/8	3-3/8	1/8	5

PART NO.	NOMINAL			PACK QTY
	I.D.	O.D.	C/S	
OR70-236	3-1/4	3-1/2	1/8	5
OR70-237	3-3/8	3-5/8	1/8	5
OR70-238	3-1/2	3-3/4	1/8	5
OR70-240	3-3/4	4	1/8	2
OR70-241	3-7/8	4-1/8	1/8	2
OR70-242	4	4-1/4	1/8	2
OR70-243	4-1/8	4-3/8	1/8	2
OR70-245	4-3/8	4-5/8	1/8	2
OR70-247	4-5/8	4-7/8	1/8	1
OR70-248	4-3/4	5	1/8	1
OR70-249	4-7/8	5-1/8	1/8	1
OR70-250	5	5-1/4	1/8	1
OR70-251	5-1/8	5-3/8	1/8	1
OR70-253	5-3/8	5-5/8	1/8	1
OR70-254	5-1/2	5-3/4	1/8	1
OR70-255	5-5/8	5-7/8	1/8	1
OR70-256	5-3/4	6	1/8	1
OR70-258	6	6-1/4	1/8	1
OR70-261	6-3/4	7	1/8	1
OR70-325	1-1/2	1-7/8	3/16	5
OR70-326	1 5/8	2	3/16	5
OR70-327	1-3/4	2-1/8	3/16	5
OR70-328	1-7/8	2-1/4	3/16	5
OR70-329	2	2-3/8	3/16	5
OR70-330	2-1/8	2-1/2	3/16	5
OR70-331	2-1/4	2-5/8	3/16	5
OR70-333	2-1/2	2-7/8	3/16	5
OR70-334	2-5/8	3	3/16	5
OR70-336	2-7/8	3-1/4	3/16	5
OR70-337	3	3-3/8	3/16	5
OR70-338	3-1/8	3-1/2	3/16	2
OR70-340	3-3/8	3-3/4	3/16	2
OR70-341	3-1/2	3-7/8	3/16	2
OR70-342	3-5/8	4	3/16	2
OR70-344	3-7/8	4-1/4	3/16	2
OR70-345	4	4-3/8	3/16	1
OR70-346	4-1/8	4-1/2	3/16	1
OR70-347	4-1/4	4-5/8	3/16	1
OR70-348	4-3/8	4-3/4	3/16	1
OR70-349	4-1/2	4-7/8	3/16	1
OR70-350	4-5/8	5	3/16	1
OR70-435	5-3/4	6-1/4	1/4	1

Service Conditions: - 67° F to + 257° F, high abrasion and tear resistance. Excellent oil fuel resistance, non-marking. part numbers conform with AS 568A dash numbers.

O-RING KITS

O-RING KITS



Standard O-Ring Kit

Standard O-Ring Kit Part No.
OR382-30

Metric O-Ring Kit

Metric O-Ring Kit Part No.
OR382-M

Contents of Standard O-Ring Kit				
Part No.	Qty. in Kit	Nominal Size		
		I.D.	O.D.	C/S
OR70-006	20	1/8	1/4	1/16
OR70-007	20	5/32	9/32	1/16
OR70-008	20	3/16	5/16	1/16
OR70-009	20	7/32	11/32	1/16
OR70-010	20	1/4	3/8	1/16
OR70-011	20	5/16	7/16	1/16
OR70-012	20	3/8	1/2	1/16
OR70-110	13	3/8	9/16	3/32
OR70-111	13	7/16	5/8	3/32
OR70-112	13	1/2	11/16	3/32
OR70-113	13	9/16	3/4	3/32
OR70-114	13	5/8	13/16	3/32
OR70-115	13	11/16 7/8	3/32	
OR70-116	13	3/4	15/16	3/32
OR70-210	10	3/4	1	1/8
OR70-211	10	13/16	1-1/16	1/8
OR70-212	10	7/8	1-1/16	1/8
OR70-213	10	15/16	1-3/16	1/8
OR70-214	10	1	1-1/4	1/8
OR70-215	10	1-1/16	1-5/16	1/8
OR70-216	10	1-1/8 1-3/8	1/8	
OR70-217	10	1-3/16	1-7/16	1/8
OR70-218	10	1-1/4 1-1/2	1/8	
OR70-219	10	1-5/16	1-9/16	1/8
OR70-220	10	1-3/8 1-5/8	1/8	
OR70-221	10	1-7/16	1-11/16	1/8
OR70-222	10	1-1/2 1-3/4	1/8	
OR70-325	7	1-1/2 1-7/8	3/16	
OR70-326	7	1-5/8 2	3/16	
OR70-327	7	1-3/4 2-1/8	3/16	

Contents of Metric O-Ring Kit				
Part No.	Qty. in kit	Nominal Size		
		I.D.	O.D.	C/S
OR70-M3X2.0	16	3	7	2.0
OR70-M4X2.0	16	4	8	2.0
OR70-M5X2.0	16	5	9	2.0
OR70-M6X2.0	16	6	10	2.0
OR70-M7X2.0	16	7	11	2.0
OR70-M8X2.0	16	8	12	2.0
OR70-M10X2.0	16	10	14	2.0
OR70-M10X2.5	13	10	15	2.5
OR70-M11X2.5	13	11	16	2.5
OR70-M12X2.5	13	12	17	2.5
OR70-M14X2.5	13	14	19	2.5
OR70-M16X2.5	13	16	21	2.5
OR70-M17X2.5	13	17	22	2.5
OR70-M19X2.5	13	19	24	2.5
OR70-M19X3.0	12	19	25	3.0
OR70-M20X3.0	12	20	26	3.0
OR70-M22X3.0	12	22	28	3.0
OR70-M24X3.0	12	24	30	3.0
OR70-M25X3.0	12	25	31	3.0
OR70-M27X3.0	12	27	33	3.0
OR70-M28X3.0	12	28	34	3.0
OR70-M30X3.0	12	30	36	3.0
OR70-M32X3.0	12	32	38	3.0
OR70-M33X3.0	12	33	39	3.0
OR70-M35X3.0	12	35	41	3.0
OR70-M36X3.0	12	36	42	3.0
OR70-M38X3.0	12	38	44	3.0
OR70-M38X4.0	9	38	46	4.0
OR70-M41X4.0	9	41	49	4.0
OR70-M44X4.0	9	44	52	4.0

BOSS AND FACE SEAL O-RINGS


Replacement O-Rings to fit SAE Straight Thread Boss Couplings and Adapters. - All sold by pack but priced each.



SAE OR3-908

PART NO.	TUBE DASH SIZE	I.D.	ACTUAL C/S	PACK QTY
OR3-901	1	.185		.056 25
OR3-902	2	.239		.064 25
OR3-903	3	.301		.064 25
OR3-904	4	.351		.072 10
OR3-905	5	.414		.072 10
OR3-906	6	.468		.078 10
OR3-907	7	.530		.082 10
OR3-908	8	.644		.087 10
OR3-909	9	.706		.097 10
OR3-910	10	.755		.097 10
OR3-911	11	.863		.116 5
OR3-912	12	.924		.116 5
OR3-914	14	1,047		.116 5
OR3-916	16	1,171		.116 5
OR3-920	20	1,475		.118 2
OR3-924	24	1,720		.118 2
OR3-928	28	2,090		.118 2

Contents for O-Ring Boss Display



- All S.A.E. 900-Series BOSS O-RINGS
- 90° Durometer Nitrile
- Heavy Duty Polypropylene Case
- 90 total O-Rings

Display Part No.
OR250X12

PART NO.	TUBE DASH SIZE	I.D.	ACTUAL C/S	PACK QTY
OR3-904	4	.351		.072 10
OR3-905	5	.414		.072 10
OR3-906	6	.468		.078 10
OR3-907	7	.530		.082 10
OR3-908	8	.644		.087 10
OR3-909	9	.706		.097 10
OR3-910	10	.755		.097 10
OR3-911	11	.863		.116 5
OR3-912	12	.924		.116 5
OR3-914	14	1,047		.116 5
OR3-916	16	1,171		.116 5


Replacement O-Rings for Flat Face Seal Hydraulic Couplings and Adapters - All sold by pack but priced each.



SAE OR3-014

PART NO.	TUBE DASH SIZE	I.D.	ACTUAL C/S	PACK QTY
OR3-011	4	5/16	.0625	5
OR3-012	6	3/8	.0625	5
OR3-014	8	1/2	.0625	5
OR3-016	10	5/8	.0625	5
OR3-018	12	3/4	.0625	5
OR3-021	16	1-5/16	.0625	4
OR3-025	20	1-3/16	.0625	2
OR3-029	24	1-1/2	.0625	2

Contents for Face Seal O-Ring Display



- All Six sizes of O-Rings for O-Ring Face Seal Couplers & Fittings; O-Seal tube fittings and Seal lok Face Seal O-Ring fittings.
- 90° Durometer Nitrile
- Heavy Duty Polypropylene Box Construction.
- 29 Total O-Rings.

Display Part No.
OR140X6

PART NO.	TUBE DASH SIZE	I.D.	ACTUAL C/S	PACK QTY
OR3-011	4	5/16		.06255
OR3-012	6	3/8		.06255
OR3-014	8	1/2		.06255
OR3-016	10	5/8		.06255
OR3-018	12	3/4		.06255
OR3-021	16	1-5/16		.06254

Pictures show an actual comparison between an SAE port O-Ring upper and a Face Seal O-Ring lower They differ in both diameter and cross section.

QUICK COUPLERS

John Deere & Kubota 3/8", 1/2" Quick Couplings & Adapters

Pioneer's new products are designed to meet your low horsepower tractor needs. **John Deere and Kubota** use 3/8" quick couplings that can be replaced with Pioneer part numbers H3-63-T8 and H3-62-T8

H3-63-T8



H3-62-T8



4050-15P-488



4069-4



Part Number	Body Size (In.)	Thread Size ORB
H3-63-T8	3/8	3/4-16
H3-62-T8	3/8	3/4-16
4050-15P-488	1/2	3/4-16
4069-4	1/2	-

QUICK COUPLERS

Kubota Interchangeable Couplers

DHS440 & DHP440 Coupler. Interchanges with Kubota 75536-66322.

Product Description	O.E.M. Part No.	Part No.	Thread Size (In.)	Pressure (PSIG)
Kubota Coupler	BR75536-66322	DHS-440	1/4 NPT	3700
Kubota Male tip	-	DHP-440	1/4 NPT	3700

DHS660 & DHP660 Coupler interchanges with Kubota 75540-66320

Product Description	O.E.M. Part No.	Part No.	Thread Size (In.)	Pressure (PSIG)
Kubota Coupler	BR75540-66320	DHS-660	3/8 NPT	3700
Kubota Male tip	-	DHP-660	3/8 NPT	3700



8010 Series Universal Male Tip

The standard male tip of the agricultural industry, developed and proven by Pioneer in over 50 years of farm service.



* Poppet Style



Part Number	Thread Size (in.)	Rated Pressure	Hex Size (in.)	Dust Cap
8010-4	1/2 NPTF	3000 PSI	1-1/16	5209-4M
* 8010-4P	1/2 NPTF	3000 PSI	1-1/16	5209-4M
8010-5	3/4 NPTF	3000 PSI	1-1/4	5209-4M
* 8010-5P	3/4 NPTF	3000 PSI	1-1/4	5209-4M
8010-15	3/4-16 O-Ring Boss	3000 PSI	1-1/16	5209-4M
* 8010-15P	3/4-16 O-Ring Boss	3000 PSI	1-1/16	5209-4M
8010-16	7/8-14 O-Ring Boss	3000 PSI	1-1/16	5209-4M
* 8010-16P	7/8-14 O-Ring Boss	3000 PSI	1-1/16	5209-4M
8010-20M	M22 X 1.5	3000 PSI	1-1/16	5209-4M
8010-29BSPP	1/2-14 BSPP	3000 PSI	1-1/16	5209-4M
8010-20PM	M22 X 1.5	3000 PSI	1-1/16	5209-4M

* Poppet Style

8010-4P-DC Series Connect-Under-Pressure Nipple



The 8010-4P-DC was developed to overcome the difficulty of connecting implements or attachments with residual pressure build-up. By utilizing 8010-4P-DC nipples with 4000, 4200, and 6600 series couplers you can easily connect hydraulic hoses with up to 3000 psi residual pressure.

Part Number	Thread Size (in.)	Rated Pressure	Hex Size (in.)	Dust Cap
8010-4P-DC	1/2 NPTF	3000 PSI	1-1/16	5209-4M
8010-15P-DC	3/4-16 O-Ring Boss	3000 PSI	1-1/16	5209-4M

QUICK COUPLERS

Interchangeable Products For:

Allis-Chalmers

SM-502-8FP, Male Tip – replaces **4610-4**. Connects with Allis-Chalmers 255018 and similar female bodies. Has positive sealing poppet valve. Case hardened for wear resistance, plated for corrosion protection.

Product Description	O.E.M. Part Number	Part Number	Thread Size (In.)	Rated Pressure (PSIG)
Allis-Chalmers	BR247336	4610-4	1/2 NPTF	3000



J I Case

5080-4, Male Tip. Connects with J I Case A28542 & similar female bodies. Has positive sealing poppet valve and shielded valve retainer to prevent flow checking. Case hardened and plated for long service.

Product Description	O.E.M. Part Number	Part Number	Thread Size (In.)	Rated Pressure (PSIG)
J I Case	BRA160884 Old Style Male Tip	5080-4MB	1/2 NPTF	3000



Ford

8010-4P, Male Tip. Connects with Ford & similar female bodies. Has positive sealing poppet valve.

Product Description	O.E.M. Part Number	Part Number	Thread Size (In.)	Rated Pressure (PSIG)
Ford	D3NNB964A	8010-4P	1/2 NPTF	3000



John Deere

*** Pioneer has an exclusive license to manufacture products to the exact interchange dimensions of the patented John Deere design.**

* **5060-4**, Male Tip. Fits John Deere R47331 sleeve type female bodies. Has durable chrome alloy precision ball valve. Induction hardened at the locking groove to minimize brinelling, and plated for corrosion protection.

Product Description	O.E.M. Part Number	Part Number	Thread Size (In.)	Rated Pressure (PSIG)
John Deere	BRRE11447 Male Tip	5060-4MB	1/2 NPTF	3000
John Deere Male Tip	BRAR93819	5060-15MB	3/4 O-Ring	3000



* **5060-15**, Male Tip. Also fits John Deere AR47331 (see 5060-4), but has 3/4-16 O-ring boss thread.

4056-4, Female Body. Connects with John Deere AR30210 and Pioneer 5060-4 male tips. Interchange for John Deere AR47331 female body. Has a single acting sleeve and will connect only after trapped pressure has been released.

Product Description	O.E.M. Part Number	Part Number	Thread Size (In.)	Rated Pressure (PSIG)
John Deere Female Body	N/A	4056-4MB	1/2 NPTF	3000
John Deere Female Body	BRRE15361	4056-15	3/4 O-Ring Boss	3000



4056-15, Female Body. Connects with John Deere AR30210 and Pioneer 5060-15 male tips. Interchange for John Deere AR47331 female body.

QUICK COUPLERS

QUICK COUPLERS

International Harvester (currently Case New Holland)

5070-4, Male Tip. Fits IH544788R1 and Pioneer 4057-4 female bodies. Precision ball-check valving. Heat treated and plated for resistance to wear and corrosion.

Product Description	O.E.M. Part No.	Part Number	Thread Size (in.)	Rated Pressure (PSIG)
I H Male Tip	BRB91308	5070-4MB	1/2 NPTF	3000



5070-16, Male Tip. Also fits IH544788R1 (see 5070-4), but has 7/8-14 O-ring boss thread.

Product Description	O.E.M. Part No.	Part Number	Thread Size (in.)	Rated Pressure (PSIG)
I H Male Tip	BR544787R91	5070-16MB	7/8 O-Ring Boss	3000



5077-4, Male Tip. Fits IH395150R1 (gold style) female bodies. Positive sealing poppet valve. Heat treated and plated for resistance to wear and corrosion.

Product Description	O.E.M. Part Number	Part Number	Thread Size (In.)	Rated Pressure (PSIG)
I H Male Tip	BR395151R1	5077-4MB	1/2 NPTF	3000



5077-16, Male Tip. Also fits IH395150R1 (See 5077-4) 7/8-14 O-ring boss thread. Heat treated & plated and notched hex for easy identification.

Product Description	O.E.M. Part Number	Part Number	Thread Size in.	Rated Pressure (PSIG)
I H Male Tip	BR395149R1	5077-16MB	7/8 O-Ring Boss	3000



4057-4, Female Body. Connects with IH544787R91 and Pioneer 5070-4 male tips. Interchange for IH544788R1 female body. Has single-acting sleeve; trapped pressure must be released to make connection. Precision ball-check valving.

Product Description	O.E.M. Part Number	Part Number	Thread Size (In.)	Rated Pressure (PSIG)
I H Female Body	BR544787R1	4057-4MB	1/2 NPTF	3000



QUICK COUPLERS

Other Tractor Manufacturer Specifications

Product Description	O.E.M. Part No.	Part No.	Thread Size (In.)	Rated Pressure (PSIG)
Case IH	BR1272770C2	8010-4	1/2 NPTF	3000
Case IH	BR1285718C2	8010-15	1/4-16 ORB	3000
Case IH	BR1272399C2	8010-16	7/8-14 ORB	3000
Ford New Holland	BRD3NNB964A	8010-4P	1/2 NPTF	3000
Massey-Ferguson Male Tip	BR242678M91	8010-4	1/2 NPTF	3000
John Deere	BRAR94522	8010-15P	3/4-16 O-Ring Boss	3000
John Deere	BRC14618	8010-4	1/2 NPTF	3000
Massey-Ferguson Male Tip	BR1026700M91	8010-15	3/4-16 O-Ring Boss	3000
Massey-Ferguson Male Tip	BR1026700M91	8010-15	3/4 -16 ORB	3000



QUICK COUPLERS

How to connect using an adapter

- Step 1 Relieve trapped pressure in the implement line
- Step 2 Connect male tip on the implement line into the adapter.
- Step 3 Connect the Adapter into the female body.

To Disconnect Reverse the above procedure: first disengage adapter from female body, then male tip from adapter.



Quick Coupling Adapters

Part Number	Adapts This Style Male Tip	To This Female Body
4060-4MB 	Pioneer Style	John Deere Old Style
4065-4MB 	John Deere Old Style	Pioneer Style
4065-4L 	John Deere Old Style	John Deere 50 Series Ford/ISO Pioneer 9250
4067-4MB 	John Deere Old Style	International Harvester Old Style
4068-4MB 	John Deere Old Style	J. I. Case Old Style
4070-4MB 	Pioneer Style	International Harvester Old Style
4075-4MB 	International Harvester Old Style	Pioneer Style
4075-4L 	International Harvester Old Style	John Deere 50 series Ford/ISO Pioneer 9250
4076-4MB 	International Harvester Old Style	John Deere Old Style
4080-4MB 	Pioneer Style	J.I. Case Old Style
4085-4MB 	J.I. Case Old Style	Pioneer Style

QUICK COUPLERS

To select the proper Pioneer adapter:

Locate your tractor coupler along the left vertical column. Then locate your implement nipple along the tip horizontal col-

Male Tips Female Bodies	John Deere	Pioneer ISO Tip	International Harvester	J.I. Case (old)	FE/FEM Series Bobcat, John Deere Gehl, New Holland
John Deere (old) 	NO ADAPTERS REQUIRED 	4060-4MB 	4076-4MB 	N/A 	N/A 
John Deere (new) 	4065-4L 	NO ADAPTERS REQUIRED	4075-4L 	N/A	N/A
International Harvester (old) 	4067-4MB 	4070-4MB 	NO ADAPTERS REQUIRED	N/A	N/A
J.I. Case (old) 	4068-4MB 	4080-4MB 	N/A	NO ADAPTERS REQUIRED	N/A
J. I. Case (new) 	4065-4L 	NO ADAPTERS REQUIRED	4075-4L 	N/A	N/A
Pioneer 	4065-4MB 	NO ADAPTERS REQUIRED	4075-4MB 	4085-4MB 	EAS-500 
FE/FEM Series Bobcat, John Deere Gehl, New Holland 	N/A	SAE-500 	N/A	N/A	N/A
Parker/ Pioneer 60 Series Kubota 	N/A	Pioneer 4069-4 	N/A	N/A	N/A

QUICK
COUPLERS

QUICK COUPLERS

Agricultural Quick Couplings 4000 Series



Body Size	1/4	3/8	1/2	3/4	1
Rated Pressure (PSI)	3000	3000	3000	3000	3000
Rated Flow (GPM)	3	6	12	28	50
Temperature Range (std. seals)	-40° to +250°F				

Couplers Female Thread

Male Tip Female Thread

Complete Coupling Part No.	Body Size (in.)	Part No. Coupler	Thread Size NPTF	Thread Size ORB
* 4000-2P	1/4	* 4050-2P	1/4	
* 4000-3P	3/8	* 4050-3P	3/8	
-	3/8	4050-28BSPP	3/8-19BSPP	
4000-4	1/2	4050-4	1/2	
* 4000-4P	1/2	* 4050-4P	1/2	
4000-5	1/2	4050-5	3/4	
4000-15	1/2	4050-15	-	3/4-16
* 4000-15P	1/2	* 4050-15P	-	3/4-16
4000-16	1/2	4050-16	-	7/8-14
-	1/2	4050-29BSPP	1/2-14BSPP	
4100-5	3/4	4150-5	3/4	
* 4000-6P	1	4050-6P	1	

Body Size (in.)	Part No. Male Tip	Thread Size NPTF	Thread Size ORB
1/4	* 4010-2P	1/4	-
3/8	* 4010-3P	3/8	-
3/8	4010-28BSPP	3/8-19BSPP	-
1/2	8010-4	1/2	-
1/2	* 8010-4P	1/2	-
1/2	8010-5	3/4	-
1/2	* 8010-15P	-	3/4-16
1/2	8010-16	-	7/8-14
1/2	8010-29BSPP	1/2-14BSPP	-
3/4	4110-5	3/4	-
1	* 4010-6P	1	-

* Poppet Style

Replacement O-Rings for Female Couplers

Body Size	Part No. 1/4	Part No. 3/8	Part No. 1/2	Part No. 3/4	Part No. 1
O-Rings-Buna-N	2-113N0552-90	2-116N0552-90	2-211N0552-90	50001-215-0010	2-218N0552-90

Agricultural Quick Couplings 4200 Series

Features: Double acting sleeve for one hand coupling with breakaway uncoupling safety feature.



Body Size	3/8	1/2
Rated Pressure (PSI)	3000	3000
Rated Flow (GPM)	6	12
Temperature Range (std. seals)	-40° to +250°F	

Couplers Female Thread

Male Tip Female Thread

Complete Coupling Part No.	Body Size (in.)	Part No. Coupler	Thread Size NPTF	Thread Size ORB
* 4200-3P	3/8	* 4250-3P	3/8	
4200-4	1/2	4250-4	1/2	
* 4200-4P	1/2	* 4250-4P	1/2	
4200-15	1/2	4250-15	-	3/4-16
* 4200-15P	1/2	* 4250-15P	-	3/4-16

Body Size (in.)	Part No. Male Tip	Thread Size NPTF	Thread Size ORB
3/8	* 4010-3P	3/8	-
1/2	8010-4	1/2	-
1/2	* 8010-4P	1/2	-
1/2	8010-15	-	3/4-16
1/2	* 8010-15P	-	3/4-16

* Poppet Style

* Poppet Style

Body Size	Part No. 3/8	Part No. 1/2
O-Rings-Buna-N	2-116N0552-90	2-211N0552-90

Replacement O-Rings for Female Couplers

QUICK COUPLERS

Agricultural Quick Couplings 6600 Series

Interchangeable with
Aeroquip FD56 (5600) Series Couplers



Body Size	1/4	3/8	1/2	3/4	1
Rated Pressure (PSI)	5000	4000	4000	4000	4000
Rated Flow (GPM)	3	6	12	28	50
Temperature Range (std. seals)	-40° to +250°F				

QUICK
COUPLERS

Couplers Female Thread

Body Size (in.)	Part No. Coupler	Thread Size NPTF	Thread Size ORB
1/4	6601-4-4	1/4	-
3/8	6601-6-6	3/8	-
1/2	6601-8-10	1/2	-
1/2	6601-12-10	3/4	-
1/2	6608-8-10	-	3/4-16
1/2	6608-10-10	-	7/8-14
3/4	6601-12-12	3/4	-
3/4	6608-12-12	-	1 1/16-12
1	6601-16-16	1	-



Male Tip with Female Thread

Body Size (In.)	Part No. Male Tip	Thread Size NPTF	Thread Size ORB
1/4	6602-2-4	1/8	-
1/4	6602-4-4	1/4	-
3/8	6602-6-6	3/8	-
1/2	6602-8-10	1/2	-
1/2	6602-12-10	3/4	-
1/2	6610-10-10	-	7/8-14
3/4	6602-12-12	3/4	-
1	6602-16-16	1	-



Replacement O-Rings for Female Coupler

Body Size	Part No. 1/4	Part No. 3/8	Part No. 1/2	Part No. 3/4	Part No. 1
O-Rings-Buna-N	2-112N0674-70	2-115N0674-70	2-211N0674-70	2-123NN0674-70	2-126N0674-70
Back-up Rings	4118006	4118005	50-140-4	4138001	4148002

QUICK COUPLERS

Connect -Under-Pressure Couplings 8200 Series

Body Size	1/2
Rated Pressure (PSI)	3000
Rated Flow (GPM)	12
Temperature Range (std. seals)	-40° to +250°F
Clamp	5006-4 or 9006-4



Features: Unique Design permits coupling with both ends under pressure. Double acting sleeve for one hand coupling with break-away uncoupling safety feature. See 8500-4 Series Century II Coupler Break-Away Kit for more

QUICK COUPLERS

Complete Coupling Part No.	Body Size (In.)	Part No. Coupler	Thread Size NPTF	Thread Size ORB
8200-4	1/2	8250-4	1/2	-
8200-15	1/2	8250-15	-	3/4-16
8200-16	1/2	8250-16	-	7/8-14
-	1/2	8250-20M	-	M22 X 1.5

Body Size (in.)	Part No. Male Tip	Thread Size NPTF	Thread Size ORB
1/2	8010-4	1/2	-
1/2	*8010-4P	1/2	-
1/2	8010-15	-	3/4-16
1/2	*8010-15P	-	3/4-16
1/2	8010-16	-	7/8-14
1/2	*8010-16P	-	7/8-14
1/2	8010-20M	-	M22 X 1.5



* Poppet Style

8500-4 Kit contains:

- (2) 8250-4MB female bodies
- (2) 8010-4 male tips
- (1) 5006-4 clamp
- (2) 5205-4M dust plugs
- (2) 5209-4M dust caps

Part No.	Description
8500-4	Coupler Break-Away Kit

Contains 8200 Series couplings & accessories.
For connections having pressure on either tractor side or implement lines, or both

Connect-Under-Pressure Couplings 8450 Series

Body Size	1/2
Rated Pressure (PSI)	3000
Rated Flow (GPM)	33
Temperature Range (std. seals)	-40° to +250°F
Spillage Per Disconnect	2.5 ml. at 0 psi 8.0 ml at 3000 psi
Connect Force	70 lbs. max at 0 psi 100 lbs. max at 3000 psi
Disconnect Force	40 lbs. max at 0 psi 165 lbs. max at 3000 psi



No clamp required Ridged Mount

Attaches directly to valve body - with internal double acting slave. One hand connect and break-away safety feature

Body No.	Size (In.)	Thread Dust NPTF	Part Plug
8450-16	1/2	7/8-14 Female O-Ring Boss	8405-4 8407-4
8450-16M	1/2	7/8-14 Male O-Ring Boss	8407-4



Body Size (in.)	Part No. Male Tip	Thread Size NPTF	Thread Size ORB
1/2	8010-4	1/2	-
1/2	*8010-4P	1/2	-
1/2	8010-15	-	3/4-16
1/2	*8010-15P	-	3/4-16
1/2	8010-16	-	7/8-14



* Poppet Style

QUICK COUPLERS

Connect-Under-Pressure Couplings 9200 Series Lever Coupler



Body Size	1/2
Rated Pressure (PSI)	3000
Rated Flow (GPM)	12
Temperature Range (std. seals)	-40° to +250°F

Features: Double acting sleeve for one hand coupling with break-away uncoupling safety feature. Connects or disconnects with zero pressure even with pressurized lines.

QUICK COUPLERS

Body Size (In.)	Part No. Coupler	Thread Size		Handle Color
		NPTF	ORB	
1/2	* 9250-4MB	1/2	-	
1/2	9250-4L LH	1/2	-	yellow
1/2	9250-4R RH	1/2	-	red
1/2	9250-16L-YE	-	7/8-14	yellow
1/2	9250-16R-RE	-	7/8-14	red



* RH & LH Set

Body Size (In.)	Part No. Male Tip	Thread Size	Thread Size
		NPTF	ORB
1/2	8010-4	1/2	-
1/2	* 8010-4P	1/2	-
1/2	8010-15	-	3/4-16
1/2	* 8010-15P	-	3/4-16
1/2	8010-16	-	7/8-14



* Poppet Style

Connect-Under-Pressure Couplings 9500 Series Kit

Part No.	Thread Size (In.)	Description	Rated Press (PSIG)	Body Size (In.)	Across Flats (In.)	Sleeve Diameter (In.)	Clamp Part No.	Dust Cover Part No.
9500-4	1/2 NPTF	Kit	3000	1/2	1-3/8	1-1/2	9006-4	9507-4-1H
9500-16	7/8-14	Kit	3000	1/2	1-3/8	1-1/2	9006-4	9507-4-1H
		O-Ring Boss						



9507-4-1H



9500-4 kit includes:

Part No.	Description
9500-4	Lever Coupler Kit

Contains 9200 Series couplers and accessories. For connect and Disconnect at zero pressure, even with pressurized lines.

- (2) 9250 female bodies
- (1) 9507-4-1H automatic dust cover
- (1) 9006-4 double breakaway clamp

QUICK COUPLERS

Connect-Under-Pressure Couplings 5000 Series

Features: Two piece coupler half female body can be connected under pressure by unscrewing the valve body until two or three threads are visible - tip can then be inserted and locked into the female half. This relieves any internal pressure. Use a wrench to thread the female body back into the coupler.



Body Size	1/2
Rated Pressure (PSI)	2500
Rated Flow (GPM)	12
Temperature Range (std. seals)	-40° to+250°F

Complete Coupling Part No.	Body Size (In.)	Part No. Brass Coupler	Thread Size NPTF
5000-4	1/2	5050-4	1/2



Body Size (In.)	Part No. Male Tip	Thread Size NPTF
1/2	8010-4	1/2



	Part No.
Body Size	1/2
O-Rings-Buna	2-211N0552-90

Replacement O-Rings for Female Couplers

High Pressure Thread to Connect Quick Couplings 3000 Series

Features: Thread together union locking connect system with ball type check valves they are designed for extremely high pressure applications such as portable hydraulic rams.



Body Size	1/4 3/8
Rated Pressure (PSI) Static	10,000
Rated Flow (GPM)	3 6
Temperature Range (std. seals)	-10° to+250°F

Complete Coupling Part No.	Body Size (In.)	Coupler Part No.	Thread Size NPTF
3000-2	1/4	3050-2	1/4
3000-3	3/8	3050-3	3/8



Body Size (In.)	Part No. Male Tip	Thread Size NPTF
1/4	3010-2	1/4
3/8	3010-3	3/8



	Part No.	Part No.
Body Size	1/2	3/8
O-Rings-Buna	QRB-114	QRC-210

Replacement O-Rings for Female Couplers

QUICK COUPLERS

Diagnostic Products PD Series



Couplers

QUICK
COUPLERS

Part Number	O.E.M. Part Number	Thread Size (In.)	Rated Pressure (PSIG)
PD222	Caterpillar 6V4143	1/8-27 NPTF	6000
PD240		7/16 O-Ring Boss female	6000
PD242	CNH 50-2921Ti Caterpillar 6V 4144	1/4-18 NPTF female	6000
PD260		9/16-18 O-Ring Boss female	6000
PD243	Caterpillar 6V 3990	1/4-18 NPTF male	6000

Female



Male



Male Tips

Part Number	O.E.M. Part Number	Thread Size (In.)	Rated Pressure (PSI)
PD322		1/8-27 NPTF female	6000
PD342		1/4-18 NPTF female	6000
PD323	Caterpillar 8T 3613 CNH H434164	1/8-27 NPTF male	6000
PD343	CNH 282063A1	1/4-18 NPTF male	6000
PD363		3/8-18 NPTF male	6000
PD341	Caterpillar 7X 5315	7/16-20 UNF-2A male	6000
PD351		1/2-20 UNF-2A male	6000
PD361	John Deere AH 12576 Caterpillar 6V 3965	9/16-18 UNF-2A male	6000
PD367A	John Deere RE12187 CNH 178889A1	M14 x 1.5 male	6000

Male Tips



Female Thread



Male Thread



Metric Thread



Straight Thread

Part Number	O.E.M. Part Number	Description	Tube Size (In.)	Rated Pressure (PSI)
PD365		9/16-18 Bulkhead Triple-Lok	3/8	6000

QUICK COUPLERS

Flat Face Non-Spill Quick Couplings FF Series

Common on older Case IH skid-steer loaders



Body Size	1/2	3/4
Rated Pressure (PSI)	3000	3000
Rated Flow (GPM)	12	28
Temperature Range (std. seals)	-40° to +250°F	
Spillage (ML) (max. per disconnect)	.020	.150
Air Inclusion (ML) (ms. per connect)	.070	.100

Couplers

Body Size (In.)	Part No. Coupler	Thread Size
1/4	FF251-4FP	1/4-18 FPT
3/8	FF371-6FP	3/8-18 FPT
3/8	FF371-8FP	1/2-14 FPT
1/2	FF501-8FP	1/2 FEM. PIPE
1/2	FF501-10FO	7/8-14 FEM. ORB
3/4	FF751-12FO	1 1/16-12 FEM. ORB
3/4	FF751-12FP	3/4-14 FPT



Male Tip

Body Size (In.)	Part No. Male Tip	Thread Size
1/4	FF252-4FPT	1/4-18 FPT
3/8	FF372-6FP	7/8-14 F ORB
3/8	FF372-8FP	1/2-14 FPT
1/2	FF502-8FP	1/2 FEM. PIPE
1/2	FF502-10FO	7/8 FEM. ORB
3/4	FF752-12FP	3/4-14 FPT
3/4	FF752-12FO	1 1/16-12 FEM. ORB



FF Series Repair Kits

Size	1/2" Male Tip	3/4" Male Tip	1/2" Coupler	3/4" Coupler
Part No.	FF502-KIT	FF752-KIT	FF501-KIT FF501-TOOL	FF751-KIT FF751-TOOL

Flat Face Non-Spill Quick Couplings FE Series



Body Size	1/2	3/4
Rated Pressure (PSI)	3625	3625
Rated Flow (GPM)	12	28
Temperature Range (std. seals)	-40° to +250°F	
Spillage (ML) (max. per disconnect)	.020	.030
Air Inclusion (ML) (ms. per connect)	.070	.070

Couplers

Body Size (In.)	Part No. Coupler	Thread Size
1/2	FE-501-8FP	1/2-14 NPSF
5/8	FE-621-12FO-NL	1-1/16-12 UNF



See FEM style for Male Tip.

FE Repair Kits	
FE501-KIT FE501-TOOL FE502-KIT	Kits Include Valve Kit seals, valve assembly, and instructions Note: You need Spline tool to make repairs.

Adapters

Designed to adapt hydraulic tool etc. from a 6600 series Parker Coupling to a flat face style couplings.



EAS-500



FAS-500



SAE-500



SAF-500

Body Size	Part Number	Adapts
1/2	EAS-500	FEM to 6600
1/2	SAE-500	6600 to FEM
1/2	FAS-500	FF to 6600
1/2	SAF-500	6600 to FF

QUICK COUPLERS

QUICK COUPLERS

Flat Face Non-Spill Quick Couplings FEM Series



Body Size	1/4	3/8	1/2	5/8	3/4	1
Rated Pressure (PSI)	4568	3625	3725	3625	3625	2900
Rated Flow (GPM)	3	6	12	20	26	50
Temperature Range (std. seals)	-40° to +250°F					
Spillage (ML) (max. per disconnect)	0.015	0.015	0.020	0.30	0.150	0.200

QUICK COUPLERS

Couplers

Body Size (In.)	Part Number	Thread Size
1/4	FEM251-4FP	1/4 NPTF
3/8	FEM371-6FP	3/8 NPTF
1/2	FEM501-8FP	1/2 NPTF
1/2	FEM501-10FO	7/8-14 ORB
1/2	FEM501-12FO	1 1/16-12 ORB
1/2	* FEM501-12BMF	1 1/16-12 BH Male Flare
5/8	FEM621-12FO	1 1/16-12ORB
3/4	FEM751-12FP	3/4 NPTF
3/4	FEM751-12FO	1 1/16-12 ORB

* Bulkhead male



Male Tips

Body Size (In.)	Part Number	Thread Size
1/4	FEM252-4FP	1/4 NPTF
3/8	FEM372-6FP	3/8 NPTF
1/2	FEM502-8FP	1/2 NPTF
1/2	* FEM502-10BMF	7/8-14 ORB
1/2	FEM502-10FO	7/8-14 ORB
1/2	* FEM502-12BMF	1 1/16-12
1/2	FEM502-12FO	1 1/16-12 ORB
5/8	* FEM622-16BMF	1 5/16-12 ORB
5/8	FEM622-12FO	1 1/16-12 ORB
3/4	FEM752-12FP	3/4 NPTF
3/4	FEM752-12FO	1 1/16-12 ORB

* Bulkhead male



Flat Face Non-Spill Quick Couplings FEC, FC Series Connect under Pressure Nipples



Body Size	FEC 1/2	FC 3/4
Rated Pressure (PSI)	3625	3000
Rated Connect under pressure Capability	12	28
Spillage (ML) (max. per disconnect)	.020	.020
Air Inclusion (ML) (ms. per connect)	.070	.070

FEC Male Tips

Body Size (In.)	Part No.	Mating Half	Thread Size
1/2	FEC502-8FP	FEM-501	1/2 NPTF
1/2	FEC502-10FO	FEM-501	3/8-14 ORB

Mates with FEM series female couplers



FC Male Tip

Body Size (In.)	Part No.	Mating Half	Thread Size
1/2	FC502-10FO	FF-501	7/8-14 ORB

Mates with FF series female couplers



QUICK COUPLERS

Dust Plugs & Caps

QUICK COUPLERS

4000 Series, 4200 Series, 8200 Series, 8010 Series, & 5000 Series



Body Size (In.)	Part No. Dust Plug Rubber	Part No. Dust Cap Rubber	Part No. Dust Plug w/ chain	Part No. Dust Cap w/chain
1/4	5205-2M	5209-2M	5205-2	5209-2
3/8	5205-3M	5209-3M	5205-3	5209-3
1/2	-	-	5205-4	5209-4
1/2	5205-4M	5209-4M	-	-
3/4	5205-5M	5209-5M	5205-5	5209-5
1	5205-6M	5209-6M	5205-6	5209-6

FE, FF, FEC, FC, & FS Series



Body Size (In.)	Part No. Dust Plug	Part No. Dust Cap
1/2	FR-501	FR-502
1/2	FR-501	FER-502
3/4	FR-751	FR-752

6600 Series



Body Size (In.)	Part No. Dust Plug	Part No. Dust Cap
1/2	5205-4M	5209-4M
3/4	6659-12M	6657-12M
1	6659-16M	6657-16M

9250 Series

Body Size (In.)	Part No. Nylon Automatic Dust Cap	Part No. Eastomer Plug
1/2	9507-4-1H	9507-4-1



3000 Series 5000 Series



Body Size (in.)	Part No. Dust Plug Steel	Part No. Dust Cap Steel
1/4	3005-2	3009-2
3/8	3005-3	3009-3
1/2"	5005-4	5009-4

P D Series



Body Size (In.)	Part No. Dust Cap
1/8	PD6-285

1/2" Color Coded Caps and

Part Number Dust Plug	Color	Part Number Dust Cap
5205-4M-OR	Orange	5209-4M-OR
5205-4M-BL	Blue	5209-4M-BL
5205-4M-PR	Purple	5209-4M-PR
5205-4M-YE	Yellow	5209-4M-YE
5205-4M-GR	Green	5209-4M-GR
5205-4M-RE	Red	5209-4M-RE
5205-4M	Black	5209-4M

Accessories

5000 series clamps have yokes and braces made of heavy duty metal stampings.

Clamps



Part No.
5006-4

Double breakaway clamp. Designed to be used with all couplings that have a 1-1/2" diameter sleeve.



Part No.
9006-4

Double breakaway clamp. Designed to be used with 9250 lever couplers. Steel bar with heavy duty diecast yoke.



Part No.
5001-4

Single breakaway clamp. Designed to be used with all couplings that have a 1-1/2" diameter sleeve.

QUICK COUPLERS

Pioneer Merchandising Products

Wall Hang Dust Caps and Plugs below
use part no. **K404-CDP**


Qty.	Size	Dust Plug Part Number	Color	Dust Cap Part Number
8 pcs.	1/2	5205-4M-OR	Orange	5209-4M-OR
8 pcs.	1/2	5205-4M-BL	Blue	5209-4M-BL
8 pcs.	1/2	5205-4M-PR	Purple	5209-4M-PR
8 pcs.	1/2	5205-4M-YE	Yellow	5209-4M-YE
8 pcs.	1/2	5205-4M-GR	Green	5209-4M-GR
8 pcs.	1/2	5205-4M-RE	Red	5209-4M-RE
8 pcs.	1/2	5205-4M	Black	5209-4M



QUICK COUPLERS

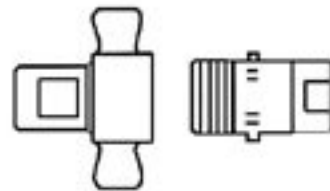
Gravity Feed Display plus Merchandise below
use part no. * **K404-STK** (call for price)

Qty.	Part Number	Description
10 pcs.	8010-4	1/2" Male Tip 1/2" NPTF
10 pcs.	8010-4P	1/2" Male Tip (Poppet Valve) 1/2" NPTF
10 pcs.	8010-15MB	1/2" Male Tip 3/4" ORB
10 pcs.	8010-15P	1/2" Male Tip (Poppet Valve) 3/4" ORB
10 pcs.	5060-4MB	1/2" John Deere Male Tip 1/2" NPTF
10 pcs.	5060-15MB	1/2" John Deere Male Tip 3/4" ORB
10 pcs.	5070-4MB	1/2" International Harv. Male Tip 1/2" NPTF
5pcs.	4050-4	1/2" Female Body 1/2" NPTF
5pcs.	4250-4	1/2" Female Body 1/2" NPTF
5pcs.	8250-4	1/2" Female Body 1/2" NPTF
5pcs.	4070-4MB	1/2" Pioneer Male Tip to I. H. Female Body
5pcs.	4060-4MB	1/2" Pioneer Male Tip to J. D. Female Body
5pcs.	4065-4MB	1/2" John Deere Male Tip to Pioneer Female
5pcs.	4065-4L	1/2" John Deere Male Tip to J.D Female



K404
Gravity Feed Shelf
minus merchandise

Thread-to-Connect Hydraulic Couplings Brass 51 Series Female Pipe "Buna-N Seals"



Female Socket

Body	Pipe	Part No.	Working PSI	Part No. Dust Cover	FOR REFERENCE ONLY	
					Aeroquip	Parker
3/4	3/4	51WC-12	3000	51C-12P	5100-S5-12B	6120-12
1"	1"	51WC-16	3000	51C-16P	5100-S5-16B	6120-16
1-1/4	1-1/4	51WC-20	2750	51C-20P	5100-S5-20B	6120-20

Male Tip

Body	Pipe	Part No.	Working PSI	Part No. Dust Cover	FOR REFERENCE ONLY	
					Aeroquip	Parker
3/4	1/2	51N-12-08	3000	51N-12C	-	6105-08
3/4	3/4	51N-12	3000	51N-12C	5100-S2-12B	6105-12
1"	1"	51N-16	3000	51N-16C	5100-S2-16B	6105-16

QUICK COUPLERS

Conversion Kits



Part No.	Description
8700	ISO Conversion Kit Upgrade International Harvester tractors to accept ISO male tips models 1971 to 1983. (5070 style male tip to 8010 series)

Part No.	Description
BRRE206778	ISO Conversion Kit Upgrades John Deere tractors (5060 cone style male tip to 8010 series male tip.)

Connect-Under-Pressure OEM Couplings 8450 Series




John Deere Ridged Mount Style Couplers

Part No.	Description	Thread
BRRE161000	5000 series 1999-2003	Metric Male M22 x 1.5
BRRE73041	Late Models	Metric Male M22 x 1.5
BRRE72811	Late Models	13/16 -16 UNF-2A o-ring face seal

CNH Ridged Mount Style Couplers

BR195315A2	MAXXUM series	Metric Male M22 x 1.5
BR86019345	TV 140 series	Metric Male M22 x 1.5

Replacement Cartridges



#1 John Deere



#2 CNH

OEM interchangeable Part No.		Description
#1 BRRE43891	John Deere	Replacement cartridge 7000 series 1990 thru 2001
BRRE52981	John Deere	Replacement cartridge 8000/ 9000 series 1991 thru 2001
#2 BR321623A3 BR86026209 BR321623A3	CNH	Replacement cartridge GENESIS MODELS 1990-2003 MAXXUM M07 SERIES Stieger (Fargo) Series

QUICK COUPLERS

'71 Series' Snap Tite High Pressure Hydraulic Quick Couplers



QUICK COUPLERS

- High Pressure** – Designed for up to 10,000 psi operating pressures.
- Push-to-connect** – Ideal one-hand operation when one half is mounted. Simply insert the nipple into the coupler and push-to connect. To disconnect, retract the sleeve; and the coupling halves disconnect. – CP valve available in some sizes. Connects under static pressure.
- Sleeve Lock** – Designed to provide protection against accidental disconnection.
- Rugged** – Heavy duty construction coupling bodies are machined from carbon steel bar stock and plated to resist corrosion.
- Available in sizes** – 3/4", 1"
- Superior flow** and low pressure drop – Extra large flow chambers under static pressure.
- Connect under pressure.**

Part Number	Description	Size (Inches)
71-3C12-12F	Snap-Tite Coupler	3/4" Female Pipe
71-3N12-12F	Snap-Tite Nipple	3/4" Female Pipe
71-3C16-16F	Snap-Tite Coupler	1" Female Pipe
71-3N16-16F	Snap-Tite Nipple	1" Female Pipe
71-PCC-12	Snap-Tite Plug	3/4" Coupler Dust Cap
71-PNC-12	Snap-Tite Plug	3/4" Nipple Dust Cap

Quick Couplings DH Series Interchanges with Parker 60 SERIES



The DynaQuip DH Series is a quick disconnect coupling with a shut-off valve in each half. It is designed for hydraulic service where high performance and rugged service is required.

Two-Way Shut-off Design

Seals :Buna-N standard
 Body Sizes: 1/4" thru 1", Female NPT

Max. Working Pressure : 3700 PSI 1/4" - 1/2"

Body Size	Thread Size	Part No. Plugs	Part No. Sockets
1/4"	1/4" NPT	DHP-440	DHS-440
3/8"	3/8" NPT	DHP-660	DHS-660
1/2"	1/2" NPT	DHP-880	DHS-880
3/4"	3/4" NPT	DHP-12120	DHS-12120
1"	1" NPT	DHP-16160	DHS-16160

For Dust Plugs and Caps Call for Price and Availability

QUICK COUPLERS

QUICK COUPLERS X-REFERENCE

AEROQUIP

FASTER

Aeroquip No.	No.	Faster No.	No.
5100-S2-10B	51N-12-08	ANV 1 NPT F	6601-16-16
5100-S2-12B	51N-12	ANV 1 NPT M	6602-16-16
5100-S2-16B	51N-16	ANV 12 NPT F	6601-8-10
5100-S2-20B	51N-20	ANV 12 NPT M	6602-8-10
5100-S7-12S	51N-12C	ANV 14 NPT F	6601-4-4
5100-S7-16S	51N-16C	ANV 14 NPT M	6602-4-4
5100-S7-20S	51N-20C	ANV 34 NPT F	6601-12-12
5100-S8-12S	51C-12C	ANV 34 NPT M	6602-12-12
5100-S8-16S	51C-16P	ANV 34 UNF F	6608-8-10
5100-S9-20S	51C20P	ANV 34 UNF M	6610-8-10
5100-SS-12B	51WC-12	ANV 38 NPT F	6601-6-6
5100-SS-16B	51WC-16	ANV 38 NPT M	6602-6-6
5100-SS-20B	51WC-20	ANV 7/8 UNF F	6608-10-10
5601-12-10S	6601-12-10	ANV 78 UNF M	6608-10-10
5601-12-12S	6601-12-12	ANV 78 UNF M	6610-10-10
5601-16-16S	6601-16-16	FB 12/34 NPT F	51NC-12
5601-2-4S	6601-2-4	FB 12/34 NPT M	51N-12
5601-4-4S	6601-4-4	FB 16/1 NPT F	51NC-16
5601-6-6S	6601-6-6	FB 16/1 NPT M	51N-16
5601-8-10S	6601-8-10	FB 20/114 NPT F	51NC-20
5602-12-10S	6602-12-10	FB 20/114 NPT M	51N-20
5602-12-12S	6602-12-12	FF 34 NPT F	FF751-12-FP
5602-16-16S	6602-16-16	FF 34-0/1116 UN F	FF751-12FO
5602-2-4S	6602-2-4	FFN 12 NPT F	FF501-8FP
5602-4-4S	6602-4-4	FFN 12 NPT M	FF502-8FP
5602-6-6S	6602-6-6	FFN 34 NPT M	FF752-12FP
5602-8-10S	6602-8-10	FFN 34-0/1116 UN M	FF752-12FO
5608-12-10S	6608-12-10	FFN 38 GAS F	FF371-6FB
5608-12-12S	6608-12-12	FFN 38 GAS M	FF372-6FB
5608-16-16S	6608-16-16	FFN 38 NPT F	FF371-6FP
5608-6-6S	6608-6-6	FFN 38 NPT M	FF372-6FP
5608-8-10S	6608-8-10	FFN 38-0/34 UNF F	FF371-8FO
5610-12-10S	6610-12-10	FFN 38-0/34 UNF M	FF372-8FO
5610-12-12S	6610-12-12	FFN 38-12 GAS F	FF371-8FB
5610-16-16S	6610-16-16	FFN 38-12 GAS M	FF372-8FB
5610-6-6S	6610-6-6	FFN 38-12 NPT F	FF371-8FP
5610-8-10S	6610-8-10	FFN 38-12 NPT M	FF272-8FP
FD45-1002-12-12	DHP12120	HNV 1 NPT F	DHS16160
FD45-1002-16-16	DHP16160	HNV 1 NPT M	DHP16160
FD45-1002-4-4	DHP440	HNV 12 NPT F	DHS880
FD45-1002-6-6	DHP660	HNV 12 NPT M	DHP880
FD45-1002-8-10	DHP880	HNV 14 NPT F	DHS440
FD45-1003-12-12	DHS12120	HNV 14 NPT M	DHP440
FD45-1003-16-16	DHS16160	HNV 34 NPT F	DHS12120
FD45-1003-4-4	DHS440	HNV 34 NPT M	DHP12120
FD45-1003-6-6	DHS660	HNV 38 NPT F	DHS660
FD45-1003-8-10	DHS880	HNV 38 NPT M	DHP660
FD48-1042-04	5205-2M	HNV-14 NPT F	DHS440
FD48-1042-04	5209-2M	MS 34 NPT F	4050-5
FD49-1001-06-06	FF371-6FP	MS 34 NPT F	4050-5
FD49-1001-08-06	FF372-8FP	MS 34 NPT M	8010-5
FD49-1002-08-06	FF372-6FP	NS 1 NPT F	4050-6P
FD49-1002-08-06	FF371-8FO	NS 1 NPT M	4010-6P
FD49-1042-06	NR-37	NS 12 NPT F	4050-4

QUICK
COUPLERS

QUICK COUPLERS

QUICK COUPLERS X-REFERENCE

FASTER cont.

Faster No.	No.
NS 12 NPT M	8010-4
NS 14 NPT F	4050-2
NS 14 NPT M	4010-2
NS 34 NPT F	4150-5
NS 34 NPT M	4110-5
NS 38 NPT F	4050-3
NS 38 NPT M	4010-3
NS 78 UNF F	4050-16
NS 78 UNF M	8010-16
PVV 14 NPT F	3050-2
PVV 14 NPT M	3010-2
PVV 38 NPT F	3050-3
PVV 38 NPT M	3010-3
TF-1	5209-6
TF 12	6657-12M
TF 12	5209-4M
TF 14	6657-6
TF 14	5209-2M
TF 34	6657-16M
TF 34	5209-5
TF 38	6657-10
TF 38	5209-3
TM 12	6659-12M
TM 12	5205-4M
TM 14	6659-6
TM 14	5205-2M
TM 34	6659-16M
TM 34	5205-5
TM 38	6659-10
TM 38	5205-3
TMP 14 S	3005-2
TMP 38 S	3005-3

HOLMBURY

Holmbury No.	No.
FIRG 12-NPT-1/2-F	FF501-8FP
FIRG 12-NPT-1/2-M	FF502-8FP
FIRG 12-NPT-SS-LP/316-A-F	FS501-8FP
FIRG 12-NPT-SS-LP/316-A-M	FS502-8FP
FIRG 12-SAE-1/2-F	FF501-10FO
FIRG 12-SAE-1/2-M	FF502-10FO
FIRG 14-NPT-1/4-F	FF251-4FP
FIRG 14-NPT-1/4-M	FF252-4FP
FIRG 14-NPTM-1/4-F	FF251-4MP
FIRG 14-NPTM-1/4-M	FF252-4MP
FIRG 14-SAE-1/4-F	FF251-6FO
FIRG 14-SAE-1/4-M	FF252-6FO
FIRG 34-NPT-3/4-F	FF751-12FP
FIRG 34-NPT-3/4-M	FF752-12FP
FIRG 34-SEA-3/4-F	FF751-12FO
FIRG 34 SAE-3/4-M	FF752-12FO
FIRG 38-BSPP-1/2-F	FF371-8FB

HOLMBURY cont.

Holmbury No.	No.
FIRG 38 BSPP-1/2-M	FF372-8FB
FIRG 38-BSPP-3/8-M	FF372-6FB
FIRG 38-NPT-1/2-F	FF371-8FP
FIRG 38-NPT-1/2-M	FF372-8FP
FIRG 38-NPT-3/8-F	FF371-6FP
FIRG 38-NPT-3/8-M	FF372-6FP
FIRG 38-SAE 3/8-F	FF371-8FO
FIRG 38-SAE 3/8-M	FF372-8FO

SAFEGWAY

Safeway	No.
S101-2	DHP440
S101-3	DHP660
S101-4	DHP880
S101-6	DHP12120
S101-8	DHP16160
S105-2	DHS440
S105-3	DHS660
S105-4	DHP880
S105-6	DHS12120
S105-8	DHS16160
S20-15	4000-15
S20-4	4000-4
S20A-2	4000-2
S20F-6	4100-5
S21F-6	4110-5
S25-15	4050-15
S25-16	4050-16
S25-4	4050-4
S25A-2	4050-2
S25F-6	4150-5
S30-2	3000-2
S30-3	3000-3
S31-2	3010-2
S31-3	3010-3
S34-2	3005-2
S34-3	3005-3
S35-2	3050-2
S35-3	3050-3
S41-2	4010-2
S561-2	6602-4-4
S561-3	6602-6-6
S561-4	6602-8-10
S561-6	6602-12-12
S561-8	6602-16-16
S565-2	6601-4-4
S565-3	6601-6-6
S565-4	6601-8-10
S565-6	6601-12-12
S565-8	6601-16-16
S71-15	8010-16
S71-4	8010-4

QUICK COUPLERS

HKK ROLLER CHAIN FACTS

HKK Roller Chains are of a very special quality, not found in any other chains manufactured in the world. With seventy (70) years of experience as a major supplier throughout the world, HKK Chain Corporation of America is proud to be known for their unique quality and exceptional value. Many quality control features in HKK ANSI B29.1 roller chains are your best insurance against excessive drive costs and high maintenance. Some of the features of HKK Roller Chains that will save both time and money are outlined below.


1. **PRESTRESSED** - All HKK Chains are put through a manufacturing process known as prestressing. The function of this procedure is to "seat" the chain components, thus minimizing chain stretch and early fatigue failure which often occurs with ordinary chain.
2. **SHOT PEENING** - In the Shot Peening Process, HKK Roller Chain parts are bombarded by tiny pellets to set up residual stresses that increase the fatigue strength of the chain.
3. **SOLID ROLLERS** - All HKK Roller Chain Rollers are of solid, one piece design, rather than formed from steel strips or cut from tube stock, as in ordinary chains. The rollers are formed by a process known as "Cold Heading", an HKK exclusive, whereby the rollers are punched out of a solid steel billet. This process improves the molecular structure of the steel and helps guarantee longer chain life.
4. **CASE HARDENING** - All pins and bushings are case hardened and pins are centerless ground to finish diameter.
5. **IN-LINE BLANKING** - Link plates in HKK Roller Chains are blanked "in-line" rather than at an angle, so that the natural grain flow of the steel is parallel with the chain pitch. This provides a natural barrier to fatigue cracks, common to many inexpensive chains, which must cross the grain of steel in order to develop.
6. **HEAVY SERIES (H)** - HKK Roller Chains have the advantage of being approximately 20% stronger than other heavy series chains. While most manufacturers do not provide increased tensile strengths and greater capacity for absorbing shock loads, HKK does through heat treating at no increase in your costs. As an example:

HKK 60H AVERAGE ULTIMATE STRENGTH = 11,300 Lbs.

HKK Roller Chains are OEM approved by many manufacturers. Additionally, HKK Roller Chains have met the standards and are approved by the American Petroleum Institute (API) who have some of the most stringent standards anywhere.

STANDARD PACKAGING

HKK Chain is packaged in 10 ft. lengths with one connecting link. For small size chains, one additional connecting link is included free of charge. Small size chain is also available on reels. For further information, see your salesman.




Roller chain in 10 ft. cartons



Roller chain in 50 ft. and longer reels


SPARE PARTS

Connecting Link - Spring Clip type is standard for small pitch chains up to size 60. It is also available for #80 chain upon request.



Connecting Link Spring Clip

Connecting Link - Cottered type is standard for #80 chain through #240 chain. It is also available for #60 chain when requested.




Connecting Link Cottered

Offset Link (ISO-Cranked Link) When a strand of chain consists of an odd number of pitches, an offset link will allow the user to easily adjust the length. Assembly is simple, and chains can be custom fit to your power transmission needs.



Offset Link

Roller Link (ISO inner Link)



Pin Link (ISO-Outer Link)
To be supplied as a set consisting of a U-Link and a pin link plate.



Roller Link



Pin Link

ISO: International Standard Organization

CHAIN

PART NUMBERS FOR HKK ROLLER CHAIN

CHAIN SIZE	HKK Single Strand Riveted Roller Chain					HKK Double Strand Riveted Roller Chain				
	Part No. 10 FT. Box	Part No. 50 FT. Reel	Part No. Connector Link	Part No. Offset Link	Part No. Roller Link	Part No. 10 ft. Box	Part No. 50 ft. Reel	Part No. Connector Link	Part No. Offset Link	Part No. Roller Link
25	HKK25-10	*-----	HKK25-CL	HKK25-OL	HKK25-RL	HKK25-2	NOT AVAILABLE			
35	HKK35-10	HKK35-50	HKK35-CL	HKK35-OL	HKK35-RL	HKK35-2-10	*-----	HKK35-2-CL	HKK35-2-OL	*-----
40	HKK40-10	HKK40-50	HKK40-CL	HKK40-OL	HKK40-RL	HKK40-2-10	*-----	HKK40-2-CL	HKK40-2-OL	*-----
41	Not made by HKK see Value Product Chain on page 3									
50	HKK50-10	HKK50-50	HKK50-CL	HKK50-OL	HKK50-RL	HKK50-2-10	HKK50-2-50	HKK50-2-CL	HKK50-2-OL	*-----
60	HKK60-10	HKK60-50	HKK60-CL	HKK60-OL	HKK60-RL	HKK60-2-10	HKK60-2-50	HKK60-2-CL	HKK60-2-OL	*-----
80	HKK80-10	HKK80-50	HKK80-CL	HKK80-OL	HKK80-RL	HKK80-2-10	HKK80-2-50	HKK80-2-CL	HKK80-2-OL	*-----
100	HKK100-10	HKK100-50	HKK100-CL	HKK100-OL	HKK100-RL	HKK100-2-10	*-----	HKK100-2-CL	HKK100-2-OL	*-----
120	HKK120-10	HKK120-50	HKK120-CL	HKK120-OL	HKK120-RL	HKK120-2-10		HKK120-2-CL	HKK120-2-OL	*-----
140	HKK140-10	HKK140-50	HKK140-CL	HKK140-OL	HKK140-RL	HKK140-2-10		HKK140-2-CL	HKK140-2-OL	*-----
160	HKK160-10	*-----	HKK160-CL	HKK160-OL	HKK160-RL	* HKK160-2				
180	HKK180-10	*-----	HKK180-CL	HKK180-OL	HKK180-RL	* HKK180-2				
200	HKK200-10	*-----	HKK200-CL	HKK200-OL	*-----	* HKK200-2				
240	HKK240-10	*-----	HKK240-CL	HKK240-OL	HKK240-RL	* HKK240-2				

CHAIN SIZE	HKK Heavy Series Riveted Roller Chain				
	Part No. 10 ft. Box	Part No. 50 ft. Reel	Part No. Connector Link	Part No. Offset Link	Part No. Roller Link
50H	HKK50H-10	*-----	HKK50H-CL	HKK50H-OL	HKK50H-RL
60H	HKK60H-10	HKK60H-50	HKK60H-CL	HKK60H-OL	HKK60H-RL
80H	HKK80H-10	HKK80H-50	HKK80H-CL	HKK80H-OL	HKK80H-RL
100H	HKK100H-10	HKK100H-50	HKK100H-CL	HKK100H-OL	HKK100H-RL
120H	HKK120H-10	*-----	HKK120H-CL	HKK120H-OL	HKK120H-RL
140H	HKK140H-10	*-----	HKK140H-CL	HKK140H-OL	HKK140H-RL
160H	HKK160H-10	*-----	HKK160H-CL	HKK160H-OL	*-----
180H	* HKK180H				
200H	* HKK200H				

CHAIN SIZE	HKK Heavy Series Riveted Double-Strand				
	Part No. 10 ft. Box	Part No. 50 ft. Reel	Part No. Connector Link	Part No. Offset Link	Part No. Roller Link
50H	HKK50H-2	NOT AVAILABLE			
60H	HKK60H-2-10	HKK60H-2-50	HKK60H-2-CL	HKK60H-2-OL	*-----
80H	* HKK80H-2				
100H	* HKK100H-2				
120H	* HKK120H-2				

* Non-Stock Please call for Price and Availability. Use number shown for identification only.

Cottered Roller Chain is also Available

Order all Chain By Feet: EXAMPLE : 100FT. of HKK40-10 = 10 (10 FOOT BOXES).
100 FT. of HKK40-50 = 2 (50 FT. REELS).

CHAIN

PART NUMBERS FOR HKK ROLLER CHAIN (cont.)

CHAIN SIZE	HKK Extended Pitch Riveted Chain				
	Part No. 10 ft. Box	Part No. 50 ft. Reel	Part No. Connector Link	Part No. Offset Link	Part No. Roller Link
A2040	HKKA2040-10	# HKKA2040-50	HKKA2040-CL	HKKA2040-OL	HKKA2040-RL
A2050	HKKA2050-10	# HKKA2050-50	HKKA2050-CL	HKKA2050-OL	HKKA2050-RL
A2060	HKKA2060-10	# HKKA2060-50	HKKA2060-CL	HKKA2060-OL	HKKA2060-RL

Also Available in 100 ft Lengths

CHAIN SIZE	HKK Extended Pitch Conveyor Riveted Chain				
	Part No. 10 ft. Box	Part No. 50 ft. Reel	Part No. Connector Link	Part No. Offset Link	Part No. Roller Link
C2040	C2040-10	C2040-50	C2040-CL	C2040-OL	C2040-RL
C2050	C2050-10	C2050-50	C2050-CL	C2050-OL	C2050-RL
C2060	NOT AVAILABLE				
C2060H	C2060H-10	C2060H-50	C2060H-CL	C2060H-OL	C2060H-RL
C2080H	C2080H-10	*-----	C2080H-CL	C2080H-OL	C2080H-RL

(STANDARD PACKING FOR LINKS)
 #25 - #60 = 25 PCS.
 #80 - UP = 10 PCS.

CHAIN SIZE	HKK Triple Strand-Riveted Roller Chain				
	Part No. 10 ft. Box	Part No. 50 ft. Reel	Part No. Connector Link	Part No. Offset Link	Part No. Roller Link
35	* HKK35-3				
40	* HKK40-3				
50	* HKK50-3				
60	HKK60-3-10	*-----	HKK60-3-CL	HKK60-3-OL	*-----
80	* HKK80-3				

* Non-Stock Please call for Price and Availability

CHAIN SIZE	Value Product Chain				
	Part No. 10 ft. Box	Part No. 50 ft. Reel	Part No. Connector Link	Part No. Offset Link	Part No. Roller Link
35	MRC35-10	*-----	MRC35-CL	*-----	*-----
40	MRC40-10	MRC40-50	*-----	*-----	*-----
40-2	* MRC40-2-10				
41	MRC41-10	MRC41-50	MRC41-CL	MRC41-OL	MRC41-RL
50	MRC50-10	MRC50-50	*-----	*-----	*-----
50-2	MRC50-2-10	*-----	*-----	*-----	*-----
60	MRC60-10	MRC60-50	*-----	*-----	*-----
60-2	* MRC60-2-10				
60H	MRC60H-10	MRC60H-50	*-----	*-----	*-----
60H-2	MRC60H-2-10		*-----	*-----	*-----
80	MRC80-10		*-----	*-----	*-----
80H	* MRC80H-10				
100	* MRC100-10				
2040	MRA2040-10	MRA2040-50	*-----	*-----	*-----
2050	MRA2050-10	MRA2050-50	*-----	*-----	*-----
2060	MRA2060-10	MRA2060-50	*-----	*-----	*-----

NOTE: This chain *is not* an HKK product and does NOT carry the HKK guarantee.

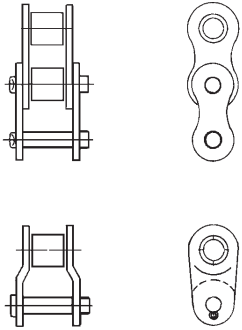
Cottered Roller Chain is also Available

* Use HKK Connector, Offset & Roller Links

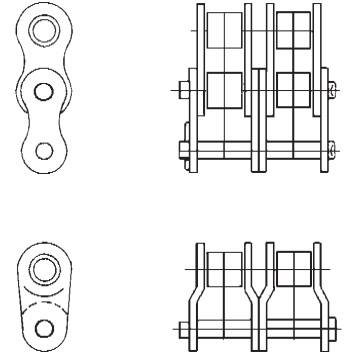
CHAIN

CHAIN

REXNORD ROLLER CHAIN (Made in the U. S. A.)



**Single Strand
Roller Chain**



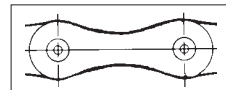
**Double Strand
Roller Chain**

CHAIN

CHAIN SIZE	Rexnord Single Strand Roller Chain					Rexnord Double Strand Roller Chain				
	Part No. 10 ft. Box Reel	Part No. Connector Link	Part No. Offset Link	Part No. Roller Link	Part No. Box	Part No. 10 ft. 50 ft. ReelLink	Part No. Connector Link	Part No. Offset Link	Part No. Roller	Part No.
35	AM35-10	AM35-50	AM35-CL	AM35-OL	AM35-RL					
40	AM40-10	AM40-50	AM40-CL	AM40-OL	AM40-RL					
41	AM41-10	AM41-50	AM41-CL	AM41-OL	AM41-RL					
50	AM50-10	AM50-50	AM50-CL	AM50-OL	AM50-RL	AM50-2-10	AM50-2-50	AM50-2-CL	AM50-2-OL	-----
60	AM60-10	AM60-50	AM60-CL	AM60-OL	AM60-RL	# AM60-2-10	AM60-2-50	AM60-2-CL	AM60-2-OL	-----
80	AM80-10	AM80-50	AM80-CL	AM80-OL	AM80-RL	AM80-2-10	*-----	*-----	*-----	-----
100	AM100-10	* AM100-50	AM100-CL	AM100-OL	* AM100-RL					
120	AM120-10	* AM120-50	AM120-CL	AM120-OL	* AM120-RL					

CHAIN SIZE	Rexnord Heavy Series Roller Chain					Rexnord Extended Pitch Roller Chain				
	Part No. 10 ft. Box	Part No. 50 ft. Reel	Part No. Connector Link	Part No. Offset Link	Part No. Roller Link	Part No. 10 ft. Box	Part No. 50 ft. Reel	Part No. Connector Link	Part No. Offset Link	Part No. Roller Link
50H	AM50H-10	AM50H-50	AM50H-CL	AM50H-OL	AM50H-RL	AM2040-10	AM2040-50	AM2040-CL	AM2040-OL	AM2040-RL
60H	AM60H-10	AM60H-50	AM60H-CL	AM60H-OL	AM60H-RL	AM2050-10	AM2050-50	AM2050-CL	AM2050-OL	AM2050-RL
80H	AM80H-10	AM80H-50	AM80H-CL	AM80H-OL	* AM80H-RL	AM2060-10	AM2060-50	AM2060-CL	AM2060-OL	AM2060-RL
100H	AM100H-10	-----	AM100H-CL	AM100H-OL	-----					

EXTENDED PITCH AM2040, AM2050 and AM2060 are (A) style chain.



* Non-Stock Please call for Price and Availability. Use number shown for identification only.

Also Available in Heavy Series

Order all Chain by the foot. EXAMPLE : 100FT. of AM40-10 = 10 (10 FOOT BOXES).
100 FT. of AM40-50 = 2 (50 FT. REELS).

CHAIN

PART NUMBERS FOR RIVITED CHAIN

CHAIN SIZE	Non Standard Riveted Chain					NOTE: This chain is found on earlier John Deere and I-H Planters. Also used on John Deere Combines.
	Part No. 10 ft. Box	Part No. 50 ft. Reel	Part No. Connector Link	Part No. Offset Link	Part No. Roller Link	
44 (43-65-410)	NS44-10	NS44-50	NS44-CL	NS44-OL	NS44-RL	
42 (415)	NS42-10	*-----	NS42-CL	NS42-OL	NS42-RL	

CHAIN SIZE	Agricultural Implement Riveted Chains						Standard lengths: 10 foot boxes. CA550 also available in 50 foot (2-25 foot strands) CA550 Connecting links will be cotter pin type unless spring clip type is specified.
	Part No. 10 ft. Box	Part No. 50 ft. Reel	Part No. Connector Link	Part No. Offset Link	Part No. Roller Link	Spring Clip Connector Link	
CA550	CA550-10	CA550-50	CA550-CL	CA550-OL	CA550-RL	CA550-SCL	
CA555	CA555-10	CA555-50	CA555-CL	CA555-OL	CA555-RL	*-----	
CA557	CA557-10	*-----	CA557-CL	CA557-OL	*-----	*-----	
CA620	CA620-10	CA620-50	CA620-CL	CA620-OL	CA620-RL	*-----	

* Non-Stock Please call for Price and Availability. Use number shown for identification only.

BAGGED ROLLER CHAIN

ROLLER CHAIN LINKS IN ECONOMY POLY PAKS

These packages allow your customers to pick out their own links from a variety of sizes. Designed to increase chain link sales, these individual packs permit you to stock to your stores requirements.



CONNECTOR LINKS		OFFSET LINKS		ROLLER LINKS	
CHAIN NO.	BAG COUNT	CHAIN NO.	BAG COUNT	CHAIN NO.	BAG COUNT
DB35-CL	4	DB35-OL	4	DB35-RL	4
DB40-CL	4	DB40-OL	4	DB40-RL	4
DB41-CL	4	DB41-OL	4	DB41-RL	4
DB50-CL	4	DB50-OL	4	DB50-RL	4
DB60-CL	3	DB60-OL	3	DB60-RL	3
DB80-CL	2	DB80-OL	2	DB80-RL	2
DB100-CL	1	DB100-OL	1	-----	
DB120-CL	1	DB120-OL	1	-----	
DB50H-CL	3	DB50H-OL	2	DB50H-RL	3
DB60H-CL	3	DB60H-OL	2	DB60H-RL	3
DB80H-CL	2	DB80H-OL	2	DB80H-RL	2
DB50-2-CL	2	DB50-2-OL	2	-----	
DB60-2-CL	2	DB60-2-OL	2	-----	
DB2040-CL	4	DB2040-OL	4	DB2040-RL	4
DB2050-CL	3	DB2050-OL	3	DB2050-RL	3
DB2060-CL	2	DB2060-OL	2	DB2060-RL	2

CHAIN

PART NUMBERS FOR ROLLER CHAIN

SEE PAGE 8 FOR DIMENSIONS

SUPER SERIES ROLLER CHAIN

HP Series with thru hardened pin. Super series features tough high carbon and alloy steels, high precision production methods, solid rollers, solid bushing. Plus special processed plate holes and special heat treated parts.

CHAIN SIZE	Super Series Roller Chain				
	Part No. 10 ft. Box	Part No. 50 ft. Reel	Part No. Connector Link	Part No. Offset Link	Part No. Roller Link
50	HP50-10	*-----	HP50-CL	HP50-OL	*-----
60	HP60-10	HP60-50	HP60-CL	HP60-OL	*-----
80	HP80-10	*-----	HP80-CL	HP80-OL	*-----

NOTE: Sizes 100, 120, 140, 160, 180, 200, 240 Available. Please call for price and availability.

Recommended for: mining, construction, oil drilling, logging, farm equipment or other tough roller chain drives such as skid-steer loaders.

EXTENDED LIFE O-RING ROLLER CHAIN

Chain has sealed "O" ring construction. Seals lubricant between pin and bushing, while sealing dirt and abrasives out. Extended life exhibits wear life up to ten times that of standard roller chain on many applications.

CHAIN SIZE	Extended Life O-Ring Riveted Roller Chain				
	Part No. 10 ft. Box	Part No. 50 ft. Reel	Part No. Connector Link	Part No. Offset Link	Part No. Roller Link
40	LL40-10	*-----	LL40-CL	-----	-----
50	LL50-10	*-----	LL50-CL	-----	-----
60	LL60-10	LL60-50	LL60-CL	-----	-----
80	LL80-10	*-----	LL80-CL	-----	-----
100	* LL100				

NOTE: Offset and Roller Links not Available

STAINLESS STEEL ROLLER CHAIN

Are widely used wherever corrosion resistance and cleanliness are important. All components of our chain are made of 18-8 chromium-nickel stainless steel. (ANSI Type 304) to achieve the utmost corrosion resistance. They ordinarily are not heat-treated because this reduces the corrosion resistance and should not be selected if resistance to normal joint wear is more essential than resistance to chemical action. Recommended for: chemical processing and food processing industries.

CHAIN SIZE	"304" Stainless Steel Riveted Chain				
	Part No. 10 ft. Box	Part No. 50 ft. Reel	Part No. Connector Link	Part No. Offset Link	Part No. Roller Link
35	* SS35				
40	SS40-10	*-----	SS40-CL	SS40-OL	*-----
50	SS50-10	*-----	SS50-CL	SS50-OL	*-----
60	SS60-10	*-----	SS60-CL	SS60-OL	*-----
80	* SS80				
100	* SS100				
A2040	* SS2040				
A2050	SS2050-10	*-----	SS2050-CL	SS2050-OL	*-----
A2060	* SS2060				

NOTE: Sizes C2040, C2050, C2060H Available. Call for price and Available.

NICKEL PLATED ROLLER CHAIN

are used where minimal oil staining and maximum chain strength are required.

Recommended for: food processing, printing and textile manufacturing. Outdoor and/or intermittent operation often requires the protection from rust and corrosion provided by nickel plated chain. Nickel Plated Chains are made from fully coated pre-plated components.

CHAIN SIZE	Nickel Plated Riveted Chain				
	Part No. 10 ft. Box	Part No. 50 ft. Reel	Part No. Connector Link	Part No. Offset Link	Part No. Roller Link
40	NP40-10	*-----	NP40-CL	NP40-OL	*-----
50	NP50-10	NP50-50	NP50-CL	NP50-OL	*-----
60	NP60-10	*-----	NP60-CL	NP60-OL	*-----
A2050	NPA2050-10	*-----	NPA2050-CL	NPA2050-OL	*-----
A2060	* NPA2060				
A2080	* NPA2080				

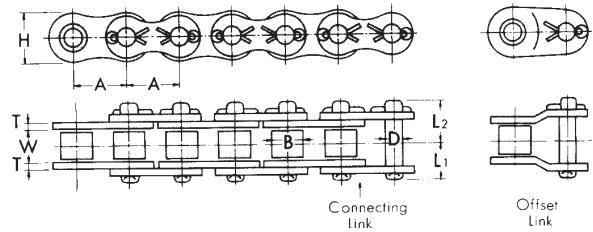
NOTE: Sizes C2040, C2050, C2060, C2080 Available. Call for price and Available.

CHAIN

CHAIN

DIMENSIONS AND SPECIFICATIONS FOR ROLLER CHAIN

HKK precision power transmission roller chains are used for a wide variety of industrial and agricultural machine applications. To provide efficient, dependable, and economical power transmission, HKK combines selected materials, skilled metal working, stringently controlled heat treating, and highly mechanized assembly.



CHAIN

HKK STANDARD ANSI ROLLER CHAIN

DIMENSIONS-INCHES

HKK Chain (ANSI) Number	Pitch A	Roller		Pin	Plate		Overall Dimension Connecting Link		Trans- verse Pitch G	Average Ultimate Strength (lbs)	Average Weight Per Foot (lbs.)	
		Dia.	Width	Dia.	Height	Thickness	L1	L2			Riveted	Cottered
		B	W	D	H	T						
HKK 25	1/4	0.130	1/8	0.0905	0.230	0.030	0.185	.0209		1,050	0.085	--
HKK 35 HKK 35-2	3/8	0.200	3/16	0.141	0.356	0.050	0.233 0.432	0.268 0.469	0.398	2,400 4,800	0.233 0.444	-- --
41 HKK 40 HKK 40-2	1/2	0.306	1/4	0.141	0.457	0.050	0.262 0.387 0.603	0.310 0.392 0.673	0.567	2,550 4,300 8,600	0.276 0.431 0.821	-- -- --
HKK 50 HKK 50-2 HKK 50-3	5/8	0.400	3/8	0.200	0.593	0.800	0.400 0.753 1.099	0.478 0.837 1.169	0.712	7,200 14,400 21,600	0.694 1.314 2.020	-- -- --
HKK 60 HKK 60-2 HKK 60-3	3/4	0.469	1/2	0.234	0.712	0.094	0.500 0.951 1.386	0.579 1.039 1.457	0.898	10,000 20,000 30,000	0.992 1.972 2.980	1.01 1.99 3.02
HKK 80 HKK 80-2 HKK 80-3	1	0.625	5/8	0.312	0.950	0.125	0.628 1.215 1.780	0.750 1.345 1.898	1.153	17,700 35,400 53,100	1.690 3.276 5.160	1.73 3.31 5.20
HKK 100 HKK 100-2 HKK 100-3	1-1/4	0.750	3/4	0.375	1.187	0.156	0.778 1.488 2.180	0.900 1.607 2.313	1.409	26,200 52,400 78,600	2.503 4.903 7.780	2.56 4.96 7.84
HKK 120 HKK 120-2 HKK 120-3	1-1/2	0.875	1	0.437	1.425	0.187	0.981 1.875 2.749	1.138 2.032 2.901	1.787	37,700 75,400 113,100	3.702 7.342 11.56	3.83 7.47 11.62
HKK 140 HKK 140-2 HKK 140-3	1-3/4	1.000	1	0.500	1.662	0.219	1.057 2.022 2.983	1.250 2.111 3.163	1.927	48,800 97,600 146,400	4.740 9.432 14.710	5.09 9.57 14.78
HKK 160 HKK 160-2 HKK 160-3	2	1.125	1-1/4	0.562	1.900	0.250	1.254 2.408 3.556	1.451 2.605 3.728	2.303	62,200 124,400 186,600	6.523 12.873 19.560	6.64 12.99 19.69
HKK 180 HKK 180-2 HKK 180-3	2-1/4	1.406	1-13/32	0.687	2.067	0.283	1.429 2.720 4.027	1.658 2.950 4.249	2.587	77,700 155,400 233,100	9.000 17.890 26.780	9.31 18.09 26.98
HKK 200 HKK 200-2 HKK 200-3	2-1/2	1.562	1-1/2	0.781	2.375	0.312	1.536 2.947 4.361	1.764 3.175 4.667	2.819	102,000 204,000 306,000	10.639 20.939 33.96	10.82 21.12 34.11
HKK 240 HKK 240-2 HKK 240-3	3	1.875	1-7/8	0.936	2.768	0.375	1.900 3.626 5.354	2.198 3.925 5.654	3.457	148,000 296,000 444,000	15.89 31.67 47.44	16.11 31.89 47.67

FOR DIMENSIONS ON CHAINS LARGER THAN TRIPLE STRAND, CALL CUSTOMER SERVICE.

CHAIN

DIMENSIONS AND SPECIFICATIONS FOR ROLLER CHAIN

HKK Heavy Series Roller

HKK Chain NO. (ANSI No.)	Pitch A	Roller		Pin	Plate		Overall Dimension		Average Ultimate Strength (lbs)	Average Weight Per. Foot (lbs.)	
		Dia.	Width	Dia.	Height	Thickness	L1	L2		Riveted	
		B	W	D	H	T					
Cottered HKK80H	3/4	0.469	1/2	0.234	0.712	0.125	0.551	0.590	11,300	1.14	-----
HKK80H	1	0.625	5/8	0.312	0.950	0.156	0.911	0.841	20,000	1.89	-----
HKK100H	1 1/4	0.750	3/4	0.375	1.187	0.187	0.839	0.988	28,900	2.88	-----
HKK120H	1 1/2	0.875	1	0.437	1.425	0.219	1.916	1.054	38,900	4.26	-----
HKK140H	1 3/4	1.000	1	0.500	1.662	0.250	1.126	1.303	51,100	5.45	-----
HKK160H	2	1.125	1 1/4	0.562	1.900	0.281	1.335	1.532	64,400	7.50	-----
HKK200H	2 1/2	1.562	1 1/2	0.781	2.375	0.375	1.679	1.994	122,200	12.23	-----

CHAIN

HKK Extended Pitch Roller Chain

HKK Chain NO. (ANSI No.)	Pitch A	Roller		Pin	Plate		Overall Dimension		Average Ultimate Strength (lbs)	Average Weight Per. Foot (lbs.)	
		Dia.	Width	Dia.	Height	Thickness	L1	L2		Riveted	
		B	W	D	H	T					
Cottered A2040	1	0.312	5/16	0.156	0.475	0.060	0.317	0.392	4,300	0.33	-----
A2050	1 1/4	0.400	3/8	0.200	0.593	0.080	0.400	0.478	7,200	0.44	-----
A2060	1 1/2	0.469	1/2	0.234	0.712	0.094	0.500	0.579	9,600	0.78	-----
A2080	2	0.625	5/8	0.312	0.950	0.125	0.638	0.768	16,800	1.28	-----

HKK CONVEYOR TYPE (Straight Sidebars)

HKK Conveyor Type (Straight Sidebars)

C2040	1	0.312	5/16	0.156	0.475	0.060	0.317	0.392	4,300	0.34	-----
C2050	1-1/4	0.400	3/8	0.200	0.593	0.080	0.400	0.478	7,200	0.52	-----
C2060H	1-1/2	0.469	1/2	0.234	0.670	0.125	0.565	0.657	10,000	0.93	-----
C2080H	2	0.625	5/8	0.312	0.890	0.156	0.699	0.829	18,000	1.56	1.57

Super Series Roller Chain HP Series with thru Hardened Pin

Super Series features tough high carbon and alloy steels, high precision production methods, solid rollers, solid bushings, specially processed plate holes and special heat treatment of each part to achieve maximum performance and durability. This chain is recommended for use on mining, construction, oil drilling equipment, logging equipment, farm equipment or other tough roller chain drives such as skid-steer loaders.

HP Series with heavy sideplates of the next larger chain size and thru hardened pins exhibits much greater tensile strength and is able to withstand much greater shock loads than standard ANSI roller chains. HP series chains are manufactured according to "API standard 7F oil field chain" and is certified by The American Petroleum Institute.


Chain Number	Pitch P	Roller		Overall Width	Tensile Strength	Average Weight Lbs./Ft.
		Width	Dia.			
HP50	5/8	3/8	.400	.941	8,260	.79
HP60	3/4	1/2	.469	1.251	12,500	1.21
HP80	1	5/8	.625	1.543	20,900	2.08
HPI00	1 1/4	3/4	.750	1.823	31,900	3.07
HP120	1 1/2	1	.875	2.264	43,000	4.38
HP140	1 3/4	1	1.000	2.440	56,200	5.54
HP160	2	1 1/4	1.125	2.851	71,600	7.35
HP180	2 1/4	1 13/32	1.406	3.189	99,200	9.9
HP200	2 1/2	1 1/2	1.562	3.583	125,600	12.33
HP240	3	1 7/8	1.875	4.610	198,400	19.57

Standard Lengths: 10 Foot Boxes

REPLACEMENT CHAIN for New Holland Round Balers

- AMERICAN MADE
- EXCEEDS OEM SPECIFICATIONS
- HEAT TREATED

- HOT DIP LUBRICATED
- DESIGNED FOR LONG WEAR
- FACTORY BOXED AND LABELED



REPLACEMENTS FOR NEW HOLLAND BALER FLOOR CHAINS

PART NUMBER	REPLACES NH PART NUMBER	DESCRIPTION
DBC5880	BR268766	Floor Chain; fits Model 845. 71 total links with 17 attachment links. 7 used per baler. CA550 Chain.
DBC5881	BR714619	Floor Chain; fits Models 846 and 847. 61 total links with 15 attachment links. 7 used per baler. CA550 Chain.
DBC5882	BR710395	Floor Chain; fits Model 850. 78 total links with 19 attachment links. 8 used per baler. CA550 Chain.
DBC5883	BR718096	Floor Chain; fits Models 851 and 852. 65 total links with 16 attachment links. 8 used per baler. CA550 Chain.
REPAIR SECTIONS		
DBC4220	BR702378	Repair section consists of (1) C5E lug with (2) roller links. Fits 268766 & 714619 Chains. Models 845/846/847
DBC4221	BR262268	Repair section consists of (1) C5EB lug with (2) roller links. Fits 710395 & 718096 Chains. Models 850/851/852

REPLACEMENTS FOR NEW HOLLAND BALER UPPER CHAINS

DBE5001	BR679303	Upper Chain; fits Model 849. 240 total links with 80 attachment links. Supplied in matched pairs. *CA557
DBE5002	BR679768	Upper Chain; fits Models 851, 852. 234 total links with 78 attachment links. Supplied in matched pairs. *CA557 Chain.
DBE5020	-----	Upper Chain; fits Model 845. 180 total links with 60 attachment links. CA557 Chain.
DBE5009	BR273260	Upper Chain; fits Model 850. 216 total links with 72 attachment links. CA557 Chain.
DBE5042	BR634335	Upper Chain fits model 846/847 192 total links with 64 attachment links CA557 chain.
DBE5057	BR850096	Upper Chain fits model 853
REPAIR SECTIONS		
DBE4101	BR639219	Repair section consists of (1) U16-1 lug with (2) roller links. Fits Upper Chains on Models 849/851/852.
CA557-CL	BR768488	CA557 Connector link for upper chains.

*UPPER CHAINS ARE BANDED AND SHIPPED ON PALLETS IN PAIRS

CHAIN

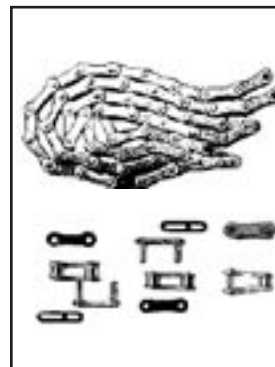
REPLACEMENT PLANTER CHAIN ASSEMBLIES

SAVE TIME AND LABOR

These pre-cut chain assemblies come packaged with the needed parts to replace chains on the full line of John Deere 7000, 7100, 7200 and 7300 Series Planters. These high quality chain assemblies feature a full description included in their part numbers.

JOHN DEERE 7000-7100 MAX-EMERGE® PLANTERS & 7200 STD.

PLANTER CHAIN ASSEMBLY USAGE	4 ROW & 6 ROW NARROW 4 ROW WIDE	6 ROW WIDE	8 & 12 ROW NARROW 8 ROW WIDE	7200 STANDARD ONLY
Main Drive Wheel	DPA2050-53/56	DPA2050-53/56	DPA2050-53/56	DPA2050-53/56
Seed Drive	DP41-98	DP41-98	DP41-98	DP41-102 (Finger Unit) DP41-112 (Vacuum Unit)
Herbicide/Insecticide Drive 7000 Plate Planter	DP41-110	DP41-110	DP41-110	DP41-101 (Finger Unit) DP41-104 (Vacuum Unit)
"Transmission" Seed Drive Assembly	DPA2040-38 DPA2040-44	DPA2040-38 DPA2040-44	DPA2040-38 DPA2040-44	DP40-74 DPA2050-53
"Transmission" Dry Fertilizer Drive	DPA2040-44 DPA2040-50	DPA2040-37 DPA2040-39	DPA2040-37 DPA2040-39	DPA2040-44 DPA2040-43
"Transmission" Liquid Fertilizer Drive	DPA2040-37 DPA2040-47	DPA2040-43 DPA2040-47	DPA2040-38 DPA2040-47	DPA2040-44 DP40-46



CHAIN

JOHN DEERE 7200-7300 MAX-EMERGE 2® PLANTERS

4 ROW PLANTER CHAIN ASSEMBLY USAGE	4 ROW 6 ROW 8 ROW NARROW PART NO.	WING-FOLD 6 ROW WIDE PART NO.	FLEX-FOLD 8 ROW WIDE 8 ROW NARROW PART NO.	WING-FOLD 8 ROW WIDE 8 ROW NARROW PART NO.	FLEX-FOLD 12 ROW NARROW PART NO.	12 AND 16 ROW NARROW PART NO.
Main Drive Wheel 7200 Main Drive Wheel 7300	DP50-114 DP50-114	DP50-114 DP50-114	DP50-114 DP50-114	DP50-114 DP50-114	DP50-114 DP50-114	DP50-114 DP50-114
Row Unit Drive Finger Pick-Up	DP41-102	DP41-102	DP41-102	DP41-102	DP41-102	DP41-102
Herbicide/Insecticide Finger Pick-up Row Unit Drive Vacuum	DP41-101 DP41-112	DP41-101 DP41-112	DP41-101 DP41-112	DP41-101 DP41-112	DP41-101 DP41-112	DP41-101 DP41-112
Herbicide/Insecticide Vacuum Unit	DP41-104	DP41-104	DP41-104	DP41-104	DP41-104	DP41-104
Counter Shaft to Gear Exchange Seed	DP40-105	DP40-105	DP40-105	DP40-105	DP40-105	DP40-105
Gear Exchange Transmission Seed	DP40-86	DP40-86	DP40-86	DP40-86	DP40-86	DP40-86
* Fertilizer Drive Primary	DP40-93	DP40-93	DP40-93	DP40-93	DP40-93	DP40-93
* Fertilizer Drive (2 used) Dry & Liquid. Secondary	DP40-74	DP40-74	DP40-74	DP40-74	DP40-74	DP40-74


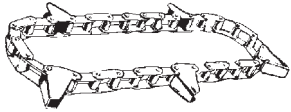
* Does not apply to 7300

Other planter chains made by . Part numbers will give you chain sizes and pitches.

DP40-196	DP40-120	DP41-97	DP65-128	DPA2040-26	DPA2050-45	DPA2050-59	DPA2050-69
DP40-198	DP40-43	DP41-104	DP65-59	DPA2040-57	DPA2050-50	DPA2050-63	
DP40-246	DP41-44	DP50-140	DP40-64	DPA2040-69	DP41-120	DPA2050-66	

All chain assemblies are cut to length, packaged with attachment links and shipped in individual resale boxes.

CHAIN



REPLACEMENT GATHERING CHAIN ASSEMBLIES

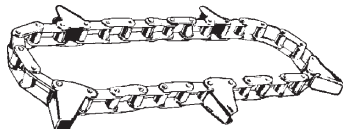
CHAIN

OEM REPLACEMENT PART NO.	PART NO.	CORNHEAD MODEL NO.	DESCRIPTION	WEIGHT
JOHN DEERE				
GJD101	AN100651	234,334,434,634	CA2060H-78-7AUE-10	11.4
GJD100	AN102009	243,244,343,344,443, 444,543,546,642,643 644,645,842,843	CA555-48-C6E-8	9.5
GJD300	AN100720	235,335,435,635	CA555-72-C6E-12	14.
DEUTZ-ALLIS CORPORATION				
GDA100	70536109	2A,3E,2N,3A,3H,4C,A420 E420,C620,C820,H330 E330,C430,C630,C435 H240,E240,C440	62A-53-C7-8	12.5
GDA200	70561228/70567135	FL430-GL440,1969-72 all models. Low Profile.	CA550-54-C11E-7	10.5
GDA300	70573640	1973-76 low profile.	CA550-57-C11E-7	10.7
GDA400	70574793/70591122	1977-79 heads	CA550-57-C17E-7	11.
GDA500	2505705	On 90 & 91 Models	CA550-50-C17E-6	10.
INTERNATIONAL HARVESTER				
GIH100	176279C91	All 800 series: 823,824 833,834,843,844,853,854 863,864,873,874,883	CA555-48-C6E-8	9.5
GIH101	654164R91	227,228,229,428,430,724 733,734,744,328N,329N, 429,429N,430N,327WN, 620N,630N,762,763,764,782	CA2060H-72-7AUES-9	10.4
MASSEY-FERGUSON				
GMF100	241090M1	22,222,321,322,33,421,422, 43,63,621	CA2060H-64-C6E-8	9.2
GWH100	Late model M.F.		CA550-49-C11E-8	9.5
NEW HOLLAND				
GNH100	254296	962 after serial #220344. Late 1977	CA555-60-C5E-10	11.5
GNH200	135491/218822	922,923,923L,924,924N 926,9133,9140,9540	CA2060H-78-7AUE-10	11.4
GNH300	262179	Early 1977, 962 prior to serial #220344	CA2060H-64-7AUE-8	8.8
GNH400	610831	974	CA555-48-C6E-8	9.5
GNH500	122944	717R,741,742	CA620-42-C13E-10	10.0
NEW IDEA FARM EQUIPMENT				
GNI100	713167R	723,724,725,726	CA550-67-C12E-11	13.
GNI100	713168L	723,724,725,726	CA550-67-C12E-11	13.
GNI200	745072	843,844,846	CA550-52-C12E-8	10.
GNI300	305347		CA550-31-C12E-5	5.5
GNI400	305617		CA550-26-C12E-6	5.
GNI500	746608	6500	CA550-60-C11E-10 (Chrome Pins)	
OLIVER & MINNEAPOLIS-MOLINE				
GMM100	511142E	522,525,531,535,541 544,545,555,561, H942, H944,H953,H954	CA550-67-C13E- 11	14. 5
WHITE FARM				
GWH100	311689933	702,703,704,705,706	CA550-49-C11E-8	9.5
GWH200	311572073	702,703,704,705,706 Below serial # 47001	CA550-48-C17E-8	9.5

CHAIN

FORAGE HARVESTER CHAIN

NEW HOLLAND




Replacement Part Number for New Holland	Head Model No.
BR122880	717N2, 717R2, 742, 743, 770N2, 890, 919, 939, 1895, 1895N4, 1895R4
BR122886	717N2, 717R2, 742, 743, 770N2, 770R2, 880N2
BR122900	717N2, 717R2, 741, 742, 770N2, 770R2, 880N2, 880N3, 880R2
BR122944	717R, 741, 770R, 880R, 880R2
BR122945	717R, 741, 770R, 880R
BR137627	880N2, 880R2
BR137630	880N3, 880R2
BR139266	880N2, 880N3
BR164665	707R, 880N3, 890N3, 919N3
BR176853	707R
BR227018	880N3
BR261880	707R
BR264369	770R2
BR286730	890, 919, 939, 1895, 1895N4, 1895R4
BR640148	824
BR644591	824
BR685133	824
BR707676	890, 919, 1895, 1895N4, 1895R4
BR713605	722R, 822
BR711787	890N3, 818N3

GEHL

Replacement Part No.	Rep. Part No. for Gehl	Head Model No.
BR045936	BR045936	TR600
BR045937	BR044387	CA660, TR300, TR600
BR045938	BR045516	TR600
BR045951	BR044388	TR300, TR340
BR045952	BR044389	TR300, TR340
BR045953	BR044380	CA660
BR047029	BR044501	CA660, TR340
BR047250	BR047250	CA660
BR053001	BR052984	TR600
BR053002	BR052985	TR600
BR053003	BR052986	TR600
BR053238	BR053235	TR680
BR053239	BR053234	TR680
BR053241	BR053237	TR680

CHAIN



REPLACEMENT ROLLER CHAIN ASSEMBLIES for International Harvester Combines

High quality Roller Chain Assemblies are designed and manufactured to OEM requirements, assuring you of low drive costs and exceptionally long life.

As with our bulk roller chain, guarantees complete satisfaction with the performance of our chain assemblies.

The roller chain assemblies below are for the 815-915 IHC combines unless noted otherwise.

Part Number	Description
DH80H-113	FEEDER DRIVE CHAIN ASSEMBLY (113 PITCHES 80H CHAIN)
* DHA2050-109	REEL DRIVE CHAIN ASSEMBLY (109 PITCHES A2050 CHAIN)
* DH60H-91	AUGER DRIVE CHAIN ASSEMBLY (91 PITCHES 60H CHAIN)
* DH50-103	ELEVATOR & AUGER DRIVE CHAIN ASSEMBLY (103 PITCHES 50R CHAIN)
* DH50-142	GRAIN TANK LEVELING AUGER DRIVE (142 PITCHES 50R CHAIN)
* DH40-114	GRAIN TANK BOTTOM FRONT AUGER DRIVE, SERIAL NO. 8001 UP (114 PITCHES 40R CHAIN)
* DH40-162	REAR AUGER DRIVE, SERIAL NO. 8001 UP (162 PITCHES 40R CHAIN)
* DH50-170	GRAIN TANK UNLOADING AUGER LOWER GEAR CASE, SERIAL NO. 8001 UP (170 PITCHES 50R CHAIN)
DH60H-2-88	CYLINDER DRIVE CHAIN ASSEMBLY (88 PITCHES 60-2H CHAIN)
DH50-246	STRAW RACK DRIVE, SERIAL NO. 8001 UP (246 PITCHES 50R CHAIN)
DH50-222	STRAW RACK DRIVE, 815 SERIAL NO. 2895 UP 915 SERIAL NO. 1680 UP (222 PITCHES 50R CHAIN)
DH50-139	TAILINGS ELEVATOR DRIVE CHAIN ASSEMBLY (139 PITCHES 50R CHAIN)

Part Number	Description
DH60H-75	JACKSHAFT DRIVE CHAIN ASSEMBLY SERIAL NO. 8001 UP (75 PITCHES 60H CHAIN)
DHA2040-115	RADIATOR ROTARY AIR SCREEN (115 PITCHES A2040 CHAIN)
DHA2050-23	TAILINGS DELIVERY AUGER DRIVE (23 PITCHES A2050 CHAIN)
DH40-177	GRAIN TANK BOTTOM REAR AUGER DRIVE, UP TO SERIAL NO. 8001 (177 PITCHES 40R CHAIN)
DHA2040-60	GRAIN TANK BOTTOM FRONT AUGER DRIVE, SERIAL NO. 8001 UP (60 PITCHES A2040 CHAIN)
DH40-69	GRAIN TANK SLOPING AUGER DRIVE (69 PITCHES 40R CHAIN)
DH50-53/56	GRAIN ELEVATOR DRIVE CHAIN ASSY. (56 PITCHES 50R CHAIN)
DH50-94	GRAIN TANK LOWER UNLOADING AUGER, UP TO SERIAL NO. 8001 (94 PITCHES 50R CHAIN)
DHA2050-85	REEL DRIVE FOR 810 HEADER 815, 915, S/N8001 & UP (85 PITCHES A2050 CHAIN)
DH50-64	RETURN PAN DRIVE CHAIN ASSEMBLY. 815, 915, S/N8001 & UP (64 PITCHES 50R CHAIN)
DH50-156	TAILING ELEVATOR FOR 1460 (156 PITCHES 50R CHAIN)
DH50-134	VERTICAL AUGER - 1460, 1480 (134 PITCHES 50R CHAIN)

CHAIN

REPLACEMENT ROLLER CHAIN ASSEMBLIES for John Deere Combines

Roller Chain Assemblies	JOHN DEERE COMBINE MODELS					
	4400	6600 PRIOR TO S/N 105801	6600 S/N 105801 AND UP	7700 PRIOR TO S/N 111901	7700 S/N 111901 AND UP	4420
Feeder House Drive Chain Assembly (R. H. Side)	DH50-225 (225 pitches 50R chain)	DH50-223/225 (223 pitches 50R chain)	DH50-223/225 (223 pitches 50R chain)	DH50-225 (225 pitches 50R chain)	DH50-225 (225 pitches 50R chain)	DH50-225 (225 pitches 50R chain)
Top Clean Grain Elevator Chain Assembly (R. H. Side)	DHA2040-35/36 (35 pitches A2040 chain)	DHA2040-35/36 (36 pitches A2040 chain)	DH50-58/60 (58 pitches 50R chain)	DHA2040-35/36 (36 pitches A2040 chain)	DH50-58/60 (58 pitches 50R chain)	BELT DRIVEN
Unloading Auger Drive Chain Assembly (R. H. Side)	DH50-120 (120 pitches 50R chain)	DH50-122 (122 pitches 50R chain)	DH50-122 (122 pitches 50R chain)	DH50-122 (122 pitches 50R chain)	DH50-122 (122 pitches 50R chain)	DH50-120 (120 pitches 50R chain)
Auxiliary Unloading Auger Drive Chain Assembly (R. H. Side)	DHA2040-99 (99 pitches A2040)	DHA2040-114 FOR MECHANICAL AUGER DRIVE DHA2040-44 FOR HYDRAULIC AUGER DRIVE	DHA2040-114 FOR MECHANICAL AUGER DRIVE DHA2040-44 FOR HYDRAULIC AUGER DRIVE	DHA2040-114 FOR MECHANICAL AUGER DRIVE DHA2040-44 FOR HYDRAULIC AUGER DRIVE	DHA2040-114 FOR MECHANICAL AUGER DRIVE DHA2040-44 FOR HYDRAULIC AUGER DRIVE	DHA2040-99 (99 pitches A2040 chain)
Shoe and Straw Walker Drive Assembly (L. H. Side)	DH50-136 (136 pitches 50R chain)	DH50-122 (122 pitches 50R chain)	2 CHAINS REQUIRED DH50-104 (104 pitches 50R chain) DH50-58/60 (60 pitches 50R chain)	DH50-122 (122 pitches 50R chain)	2 CHAINS REQUIRED DH50-104 (104 pitches 50R chain) DH50-58/60 (60 pitches 50R chain)	DH50-136 (136 pitches 50R chain)
Top Return Elevator Chain Assembly (L.H. Side)	DHA2040-30/33 (30 pitches A2040 chain)	DHA2040-30/33 (30 pitches A2040 chain)	DHA2040-30/33 (33 pitches A2040 chain)	DHA2040-30/33 (33 pitches A2040 chain)	DHA2040-30/33 (33 pitches A2040 chain)	DHA2040-30/33 (30 pitches A2040 chain)
Cross Auger Chain Assembly (L. H. Side) Fits all 20 series						DH50-100 (100 pitches 50R chain)
Vertical Auger Chain Assembly (L. H. Side) Fits all 20 series						DH60-133 (133 pitches 60R chain)
Cross Auger Chain Assembly (R. H. Side) Fits all 20 series except 4420						

CHAIN

All chain assemblies are cut to length, packaged with attachment links and shipped in individual resale boxes.

Some Chain Assemblies are Non-Stock Please Call for Price and Availability

CHAIN

REPLACEMENT ROLLER CHAIN ASSEMBLIES for John Deere Combines

CHAIN

Roller Chain Assemblies	JOHN DEERE COMBINE MODELS					
	6620 PRIOR TO S/N 502551	6620 S/N 502551 AND UP	7720 PRIOR TO S/N 507351	7720 S/N 507351 AND UP	8820 PRIOR TO S/N 414851	8820 S/N 414851 AND UP
Feeder House Drive Chain Assembly (R. H. Side)	DH50-223/225 (223 PITCHES 50R CHAIN)	DH60-187/189 (189 PITCHES 60R CHAIN)	DH50-223/225 (223 PITCHES 50R CHAIN)	DH60-187/189 (189 PITCHES 60R CHAIN)	DH60-187/189 (187 PITCHES 60R CHAIN)	DH60-225 (225 PITCHES 60R CHAIN)
Top Clean Grain Elevator Chain Assembly (R. H. Side)	BELT DRIVEN	BELT DRIVEN	BELT DRIVEN	BELT DRIVEN	BELT DRIVEN	BELT DRIVEN
SEE UNLOADING AUGER DRIVE BELOW						
Auxiliary Unloading Auger Drive Chain Assembly (R. H. Side)	NONE REQUIRED	NONE REQUIRED	NONE REQUIRED	NONE REQUIRED	NONE REQUIRED	NONE REQUIRED
Shoe and Straw Walker Drive Assembly (L. H. Side)	2 CHAINS REQUIRED DH50-110 <small>(110 pitches 50R chain)</small> DH50R-66 <small>(66 pitches 50R chain)</small>	2 CHAINS REQUIRED DH50-110 <small>(110 pitches 50R chain)</small> DH50R-66 <small>(66 pitches 50R chain)</small>	2 CHAINS REQUIRED DH60-99 <small>(99 pitches 60R chain)</small> DH60R-56/58 <small>(58 pitches 60R chain)</small>	2 CHAINS REQUIRED DH60-99 <small>(99 pitches 60R chain)</small> DH60R-56/58 <small>(58 pitches 60R chain)</small>	2 CHAINS REQUIRED DH60-99 <small>(99 pitches 60R chain)</small> DH60R-56/58 <small>(58 pitches 60R chain)</small>	2 CHAINS REQUIRED DH60-99 <small>(99 pitches 60R chain)</small> DH60R-56/58 <small>(58 pitches 60R chain)</small>
Top Return Elevator Chain Assembly (L.H. Side)	DH50-51 (51 pitches 50R chain)	DH50-51 (51 pitches 50R chain)	DH50-51 (51 pitches 50R chain)	DH50-51 (51 pitches 50R chain)	DH50-51 (51 pitches 50R chain)	DH50-51 (51 pitches 50R chain)
UNLOADING AUGER CHAIN DRIVE ASSEMBLIES FOR 20 SERIES						
Cross Auger Chain Assembly (L. H. Side) Fits all 20 series	DH50-100 (100 pitches 50R chain)	DH50-100 (100 pitches 50R chain)	DH50-100 (100 pitches 50R chain)	DH50-100 (100 pitches 50R chain)	DH50-100 (100 pitches 50R chain)	DH50-100 (100 pitches 50R chain)
Vertical Auger Chain Assembly (L. H. Side) Fits all 20 series	DH60-133 (133 pitches 60R chain)	DH60-133 (133 pitches 60R chain)	DH60-133 (133 pitches 60R chain)	DH60-133 (133 pitches 60R chain)	DH60-133 (133 pitches 60R chain)	DH60-133 (133 pitches 60R chain)
Cross Auger Chain Assembly (R. H. Side) Fits all 20 series except 4420	DH60-108 (108 pitches 60R chain)	DH60-108 (108 pitches 60R chain)	DH60-108 (108 pitches 60R chain)	DH60-108 (108 pitches 60R chain)	DH60-108 (108 pitches 60R chain)	DH60-108 (108 pitches 60R chain)

**All chain assemblies are cut to length, packaged with attachment links
and shipped in individual resale boxes.**

Some Chain Assemblies are Non-Stock Please Call for Price and Availability

CHAIN

REPLACEMENT ROLLER CHAIN ASSEMBLIES for John Deere Combines

VARIABLE SPEED CYLINDER CONTROL CHAIN ASSEMBLY

These chains are used on the Variable Speed Control Mechanism and consist of three separate chains to operate the adjustment sleeve on the threshing cylinder. **DRIVE CHAIN** located on operators platform. **INTERMEDIATE CHAIN** located on side of the separator. **DRIVEN CHAIN** also located on the side of the separator or main body of the combine.

Roller Chain Assemblies	JOHN DEERE COMBINE MODELS					
	4400	6600 PRIOR TO S/N 206200	6600 S/N 206201 AND UP	7700 PRIOR TO S/N 213300	7700 S/N 213301 AND UP	4420
Variable Speed Cylinder Control "Drive" Chain	DH35-154 (154 pitches 35R chain)	DH35-105 (105 pitches 35R chain)	DH44-79 (79 pitches 65 chain)	DH35-105 (105 pitches 35 chain)	DH44-79 (79 pitches 65 chain)	
Variable Speed Cylinder Control "Intermediate" Chain Assembly		DH35-81 (81 pitches 35R chain)	DH44-61 (61 pitches 65 chain)	DH35-81 (81 pitches 35 chain)	DH44-61 (61 pitches 65 chain)	
Variable Cylinder Control "Driven" Chain		DH35-171 (171 pitches 35R chain)	DH44-129 (129 pitches 65 chain)	DH35-171 (171 pitches 35 chain)	DH44-129 (129 pitches 65 chain)	

CHAIN

CONCAVE ADJUSTING CHAIN ASSEMBLY

Roller Chain Assemblies	JOHN DEERE COMBINE MODELS					
	4400	6600 PRIOR TO S/N 254051	6600 S/N 254051 AND UP	7700 PRIOR TO S/N 261751	7700 S/N 261751 AND UP	4420
Concave Adjusting Chain Assembly		DH35-131 (131 pitches 35 chain)	DH44-98 (98 pitches 65 chain)	DH35-131 (131 pitches 35 chain)	DH44-98 (98 pitches 65 chain)	

All chain assemblies are cut to length, packaged with attachment links and shipped in individual resale boxes.

CHAIN

REPLACEMENT CHAIN ASSEMBLIES for Combines and Mower-Conditioners

These high quality roller chain assemblies are designed and manufactured to OEM requirements, assuring you of low drive costs and exceptionally long life. As with our bulk chain, guarantees complete satisfaction with our chain assemblies.

JOHN DEERE DRIVE CHAIN ASSEMBLIES

Part Number	Description
* DH50-2-137	Slow Speed intermediate Shaft Drive Chain Assembly 6600 S/N 13552 and up 7700 S/N 9179 and up (137 PITCHES 50-2 CHAIN)
DH50-76	Auger Drive Chain Assembly 40 SERIES Corn Head (76 PITCHES 50R CHAIN)
DH50-99	Platform Chain Assembly 200 SERIES Grain Platform (99 PITCHES 50R CHAIN)
* DH60-74	Rotating Knife Drive Chain Assembly - 50 SERIES Bean Head (74 PITCHES 60R CHAIN)
* DH60-75	Auger Drive Chain Assembly 200 SERIES Grain Platform (75 PITCHES 60R CHAIN)
DH60-85	Corn Head Snapping Roll Drive Chain Assembly (85 PITCHES 60R CHAIN)
* DH60-85/87	Platform Auger Drive Chain Assembly 200 SERIES Header Flexible and Rigid (87 PITCHES 60R CHAIN)
* DH60-153	Straw Chopper Front Drive Chain Assembly 95 Separator S/N 20000 and up 105 Separator S/N 3001 and up (153 PITCHES 60R CHAIN)
DHA2040-30/33	Upper Tailings Auger Drive Chain Assembly 6600-7700 Combines (33 PITCHES A2040 CHAIN)
* DHA2050-75	Reel Drive Chain for Combines with 200 Header Flexible and Rigid (75 PITCHES A2050 CHAIN)
* DH80-146	Platform and Corn Head Drive Chain Assembly. 4400 COMBINES (146 PITCHES 80R CHAIN)
* DHA2050-95	Hydrostatic Reel Drive Chain Assembly 6600 Combines (95 PITCHES A2050 CHAIN)

INTERNATIONAL HARVESTER DRIVE CHAIN ASSEMBLIES

Part Number	Description
* DH60H-93	Snapping Roll and Gathering Chain Assembly 800 Series Corn Head Except 844 SERIES (93 PITCHES 60H CHAIN)
DH60H-2-99	Snapping Roll and Gathering Chain Drive Assembly 900 &1000 SERIES Corn Head (99 PITCHES 60H-2 CHAIN)
* DH50-82	Auger Drive Chain Assembly 800-900 SERIES Corn Heads (82 PITCHES 50R CHAIN)

NEW HOLLAND "HAYBINE" CHAIN ASSEMBLIES

CONDITIONING ROLL DRIVE CHAIN	
DH60-90 (REPLACES 144466)	Fits 469, 479, 488, 495 (90 PITCHES 60R CHAIN)
DH60-53 (REPLACES 144465)	Fits 469 (53 PITCHES 60R CHAIN)
DH60-52 (REPLACES 135781)	Fits 479,488,499 (52 PITCHES 60R CHAIN)
REEL DRIVE CHAIN	
DH40-90 (REPLACES 137944)	Fits 469,479,488 (90 PITCHES 40R CHAIN)
DH40-118 (REPLACES 261604)	FITS 495, 1495 (118 PITCHES 40R CHAIN)

All chain assemblies are cut to length, packaged with attachment links and shipped in individual resale boxes.

* Non-Stock Please call for Price and Availability

CHAIN

T-BAR CHAIN and T-ROD CHAIN

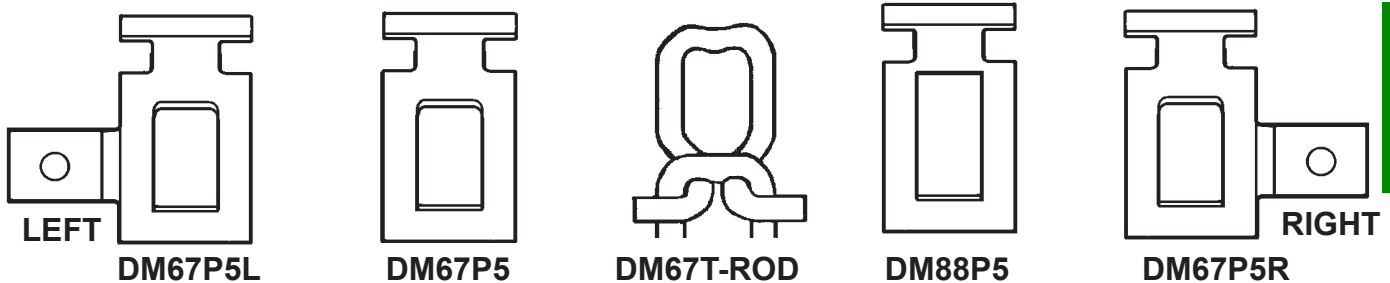
POSITIVE LOCK CHAIN

New Design Prevents Clogging or Binding With Dirt or Rust -

Gives Longer Wear

DESIGNED FOR YEARS OF TROUBLE-FREE SERVICE

A Positive Lock Chain that was primarily designed and engineered to give more years of trouble-free service. Made for heavy-duty work, with the highest quality construction available. Links of chain are of one piece construction with no pins to bend, lock or shear.



CHAIN

PART NUMBER	PITCH	RIVET SIZE	TENSILE STRENGTH	LINKS/10FT.	THICKNESS
DM67P5	2.56	-----	16,000 LBS.	47	5/16
DM67T-ROD	2.388	-----	16,000 LBS.	50	7/16
DM67P5L	2.56	3/8"	16,000 LBS.	47	5/16
DM67P5R	2.56	3/8"	16,000 LBS.	47	5/16
DM88P5	2.773	-----	16,000 LBS.	43	5/16

REPLACEMENT SPREADER APRON ASSEMBLIES

Part No. Complete Apron	MFG. Model No.	Overall Length of Slats	No. of Slats	Part No. Slats	Part No. Links	No. of Links	Wt. Lbs.
BALZER							
DMB300	300	37	36	DM37	DM67P5	528	531
DMB400	400	37	40	DM37	DM67P5	608	600
DMB440	440	37	48	DM37	DM67P5	704	708
BIG BLUE							
DMBBIG-BLUE	-----	44 1/2	14	DM44-1/2	DM67P5	176	213
FARMHAND							
DMFH175BU	175BU	46 1/2	18	DM46-1/2	DM67P5	222	279
DMFH450-P5	450-P5	71	24	DM71	DM67P5	280	533
FORAGE KING							
DMFK160	160	52 7/8	17	DM52-7/8	DM67P5	214	298
DMFK190-200	190, 200	52 7/8	19	DM52-7/8	DM67P5	230	332

CHAIN

REPLACEMENT SPREADER APRON ASSEMBLIES

Part No. Complete Apron	MFG. Model No.	Overall Length of Slat	No. of Slats	Part No. Slats	Part No. Links	No. of Links	Wt. Lbs.
GEHL							
DMG113	113	46 1/2	15	DM46-1/2	DM67P5	186	234
DMG117	117,175	58 1/2	15	DM58-1/2	DM67P5	186	287
DMG125	125	58 1/2	19	DM58-1/2	DM67P5	226	347
DMG132-142	132,142	58 1/2	22	DM58-1/2	DM67P5	266	394
DMG180	180	58 1/2	15	DM58-1/2	DM67P5	182	285
DMG250	250	58 1/2	18	DM58-1/2	DM67P5	220	344
DMG350-DBL	350-DBL	33 3/8	36	DM33-3/8	DM67P5	440	492
DMG325	325	58 1/2	25	DM58-1/2	DM67P5	294	413
H&S							
H&S T-BAR ASSEMBLIES							
DMHS370	370	56	28	-----	DM67P5	280	
DMHS310	310	56	26	-----	DM67P5	262	
DMHS270	270	56	20	-----	DM67P5	244	
DMHS235	235	56	17	-----	DM67P5	210	
DMHS180-220	180, 220	52	16	DM52	DM67P5	198	264
DMHS350	350	57 3/4	25	DM57-3/4	DM67P5	252	421
DMHS295	295	52	24	DM52	DM67P5	244	403
DMHS260	260	52	19	DM52	DM67P5	228	304
H&S T-ROD ASSEMBLIES							
DMHS235ROD		7/8	17	DM-55-7/8-T-ROD	DM67T-ROD	210	
DMHS270ROD		7/8	20	DM-55-7/8-T-ROD	DM67T-ROD	244	
DMHS295ROD		7/8	24	DM-51-7/8-T-ROD	DM67T-ROD	244	
DMHS310ROD		7/8	26	DM-55-7/8-T-ROD	DM67T-ROD	262	
DMHS370ROD		7/8	28	DM-55-7/8-T-ROD	DM67T-ROD	280	
HARVEY							
DMHV63	63	62 1/2	28	DM62-1/2	DM67P5	288	467
INTERNATIONAL							
INTERNATIONAL T-BAR ASSEMBLIES							
DMIH125-130	125,130	47 1/4	14	DM47-1/4	DM67P5	172	218
DMIH150-155	150,155	51 1/4	16	DM51-1/4	DM67P5	190	273
DMIH160	160	51 1/4	15	DM51-1/4	DM67P5	180	257
DMIH175	175	51 1/4	17	DM51-1/4	DM67P5	208	293
DMIH275	275	33	40	DM33	DM67P5	400	468
DMIH320-DBL	320 DBL	33	50	DM33	DM67P5	508	555
DMIH400-400A	400-400A	57 1/2	15	-----	DM67P5	186	279
DMIH530	530	46 1/2	14	DM46-1/2	DM67P5	172	217
DMIH540	540	58 1/2	14	DM58-1/2	DM67P5	172	263
DMIH550-555	550,555	58 1/2	17	DM58-1/2	DM67P5	204	317
DMIH560	560	58 1/2	22	DM58-1/2	DM67P5	234	358
DMIH570-DBL	570-DBL	33	32	DM33	DM67P5	424	444
DMIH575-DBL	575-DBL	33 3/8	32	DM33-3/8	DM67P5	432	400
DMIH580-DBL	580-DBL	33	38	DM33	DM67P5	484	514
DMIH595-DBL	595-DBL	33 3/8	42	DM33-3/8	DM67P5	544	515
INTERNATIONAL T-ROD ASSEMBLIES							
DMIH1540	220	52	13	-----	DM67T-ROD	220	
DMIH1550	200	58	14	-----	DM67T-ROD	220	
DMIH1560	234	58	17	-----	DM67T-ROD	234	
DMIH1570	286	58	20	-----	DM67T-ROD	286	
DMIH1580	318	58	23	-----	DM67T-ROD	318	

CHAIN

CHAIN

REPLACEMENT SPREADER APRON ASSEMBLIES

Part No. Complete Apron	MFG.Model No.	Overall Length of Slat	No. of Slats	Part No. Slats	Part No. Links	No. of Links	Wt. Lbs.
JOHN DEERE							
DMJD33	33	49	14	DM49	DM67P5	170	223
DMJD34	34	50 1/2	14	DM50-1/2	DM67P5	172	239
DMJD40	40	50 1/2	15	DM50-1/2	DM67P5	184	256
DMJD44	44	49	16	DM49	DM67P5	200	257
DMJD54	54	50 1/2	20	-----	-----	196	375
*NOTE: DRIVE SPROCKET INCLUDED ON JD54 KITS							
DMJD660	660	63 7/8	21	DM63-7/8	DM67P5	212	
DMJD660-DBL	660-DBL	31	42	DM31	DM67P5	424	424
KASTEN							
DMKA325	325	58 1/2	19	DM58-1/2	DM67P5	282	358
KNIGHT							
DMKN66-68	66-68	46 5/8	16	DM46-5/8	DM67P5	192	341
DMKN135-140	135-140	46 5/8	16	DM46-5/8	DM67P5	192	341
DMKN115	115	46 5/8	14	DM46-5/8	DM67P5	164	213
DMKN180	180	58 3/4	15	DM58-3/4	DM67P5	180	281
DMKN195	195	46 5/8	18	DM46-5/8	DM67P5	222	279
DMKN235	235	70 3/8	16	DM70-3/8	DM67P5	198	341
DMKN250-252	250, 252	58 3/4	18	DM58-3/4	DM67P5	220	339
DMKN300	300	70 3/8	18	DM70-3/8	DM67P5	222	383
DMKN350-DBL	350-DBL	33 3/8	36	DM33-3/8	DM67P5	440	462
DMKN410-DBL	410-DBL	33 3/8	42	DM33-3/8	DM67P5	488	492
MASSEY FERGUSON							
DMMF110-130	110, 130	51 15/16	14	DM51-15/16	DM67P5	182	248
DMMF160	160	51 15/16	15	DM51-15/16	DM67P5	184	260
DMMF205	205	51 15/16	19	DM51-15/16	DM67P5	242	334
MEYER							
DMMY125	125	39 1/2	14	DM39-1/2	DM67P5	164	
DMMY125A-88P5	M-125A/88P5	39 1/2	13	DM39- 1/2-88P5	DM88P5	150	222
DMMY145-88P5	M-145/88P5	39 1/2	16	DM39-1/2-88P5	DM88P5	182	321
DMMY160	160	51 13/16	16	DM51-13/16	DM67P5	198	
DMMY160A-88P5	M-160A/88P5	51 13/16	15	DM51-13/16-88P5	DM88P5	182	312
DMMY225	225	57	19	DM57	DM67P5	230	
DMMY225-88P5	M-225/88P5	57	18	DM57-88P5	DM88P5	210	388
DMMY300	300	57	19	DM57	DM67P5	230	
DMMY350-88P5	M-350/88P5	57	20	DM57-88P5	DM88P5	238	435
DMMY350	350	57	22	DM57	DM67P5	260	
DMMY425	425	28	60	DM28	DM67P5	592	
DMMY550-700	550-700	37 1/2	60	DM37-1/2	DM67P5	592	
MINNESOTA							
DMMN110	110	47 1/4	14	DM47-1/4	DM67P5	170	217
DMMN135-155	135, 155	47 1/4	16	DM47-1/4	DM67P5	200	251

CHAIN

CHAIN

REPLACEMENT SPREADER APRON ASSEMBLIES

CHAIN

Part No. Complete Apron	MFG. Model No.	Overall Length of Slat	No. of Slats	Part No. Slats	Part No. Links	No. of Links	Wt. Lbs.
NEW HOLLAND							
DMNH200-212	200, 212	44 1/2	12	DM44-1/2	DM67P5	150	182
DMNH220	220	44 1/2	14	DM44-1/2	DM67P5	172	211
DMNH300-336	300, 336	44 1/2	15	DM44-1/2	DM67P5	184	226
DMNH470-475	470, 475	44 1/2	19	DM44-1/2	DM67P5	240	290
DMNH510-511-512	510, 511, 512	56 1/8	14	DM56-1/8	DM67P5	172	244
DMNH513-514	513, 514	59 3/16	14	DM59-3/16	DM67P5	172	253
DMNH516-517-518	516, 517, 518	56 1/8	17	DM56-1/8	DM67P5	208	310
DMNH519-520	519, 520	59 3/16	17	DM59-3/16	DM67P5	208	310
DMNH675-676-677	675, 676, 677	56 1/8	22	DM56-1/8	DM67P5	274	416
DMNH679-680	679, 680	59 3/16	22	DM59-3/16	DM67P5	264	394
DMNH791-88P5	791, W/88P5	70 1/2	29	DM70-1/2-88P5	DM88P5	258	504
DMNH795-DBL	795 DBL	34	46	DM34	DM67P5	544	
NEW IDEA							
DMNI12A-17-200	200	36 1/4	14	DM36-1/4	DM67P5	176	191
DMNI201-203	201, 203	48 7/16	15	DM48-7/16	DM67P5	180	236
DMNI205-210	205, 210	48 7/16	18	DM48-7/16	DM67P5	222	286
DMNI207	207	48 7/16	19	DM48-7/16	DM67P5	230	300
DMNI208	208	48 7/16	15	DM48-7/16	DM67P5	182	237
DMNI211	211	50 11/16	12	DM50-11/16	DM67P5	136	191
DMNI212	212	50 11/16	14	DM50-11/16	DM67P5	172	239
DMNI213	213	50 11/16	17	DM50-11/16	DM67P5	208	290
DMNI214	214	50 11/16	20	DM50-11/16	DM67P5	240	338
DMNI218-244-88P5	218, 244	62 1/2	23	DM62-1/2	DM67P5	250	478
DMNI218-244	218, 244 W/88P5LINKS	62 1/2	23	DM62-1/2-88P5	DM88P5	250	478
DMNI224-245	224, 245	62 1/2	26	DM62-1/2	DM67P5	274	500
DMNI224-245-88P5	224, 245 W/88P5LINKS	62 1/2	26	DM62-1/2-88P5	DM88P5	274	500
DMNI243	243	62 1/2	18	DM62-1/2	DM67P5	176	316
DMNI351	351	50 11/16	14	DM50-11/16	DM67P5	172	239
DMNI352	352	58 1/4	19	DM58-1/4	DM67P5	194	312
DMNI353	353	58 1/4	23	DM58-1/4	DM67P5	272	402
DMNI354	354	62 1/2	26	DM62-1/2	DM67P5	258	478
DMNI354-88P5	354 W/88P5LINKS	62 1/2	26	DM62-1/2-88P5	DM88P5	258	478
DMNI355-DBL	355-DBL	35 1/2	46	DM35-1/2	DM67P5	544	560
DMNI360	360	50 11/16	12	DM50-11/16	DM67P5	166	176
DMNI361	361	50 11/16	14	DM50-11/16	DM67P5	188	226
DMNI362	362	58 1/4	19	DM58-1/4	DM67P5	188	311
DMNI363	363	58 1/4	26	DM58-1/4	DM67P5	266	432
DMNI364	364	62 1/2	26	DM62-1/2	DM67P5	266	478
DMNI3632	3632	58 1/4	26	DM58 1/4	DM67P5	266	432
DMNI351A	351A	50-11/16	14	DM50-11/16	DM67P5	168	
DMNI351B	351B	50-11/16	17	DM50-11/16	DM67P5	202	
DMNI3609	3609	50-11/16	10	DM50-11/16	DM67P5	148	
DMNI3615	3615	50-11/16	12	DM50-11/16	DM67P5	166	
DMNI3618	3618	50-11/16	14	DM50-11/16	DM67P5	198	
DMNI3622	3622	58-1/4	19	DM58-1/4	DM67P5	188	
DMNI3626	3626	58-1/4	22	DM58-1/4	DM67P5	218	
DMNI3632	3632	58-1/4	26	DM58-1/4	DM67P5	266	
DMNI3639	3639	62-1/2	26	DM62-1/2	DM67P5	266	

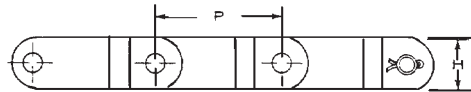
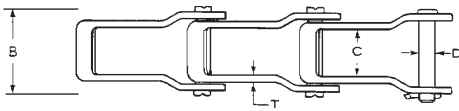
CHAIN

REPLACEMENT SPREADER APRON ASSEMBLIES

Part No. Complete Apron	MFG. Model No.	Overall Length of Slat	No. of Slats	Part No. Slats	Part No. Links	No. of Links	Wt. Lbs.
SCHULTZ							
DMS2120-30	2120-30	48 3/4	16	DM48-3/4	DM67P5	192	252
DMS2120-40	2120-40	48 3/4	16	DM48-3/4	DM67P5	192	252
DMS2130-30	2130-30	48 3/4	14	DM48-3/4	DM67P5	168	220
DMS110BU	110BU	48 3/4	15	DM48-3/4	DM67P5	180	236

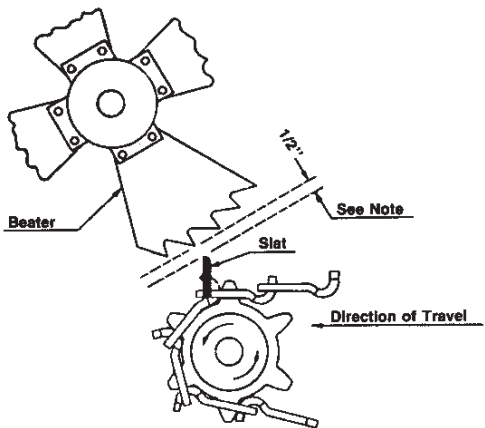
CHAIN

STEEL PINTLE CHAIN



Part No.	Links Per 10'	Wt. Per 10'	Tensile Strength	Pitch 'P'	Inside Pin Dia. 'D'	Width 'C'	Height 'H'	Thickness 'T'	Overall Width B
DS662-10	72	10.5 lbs.	8,500	1.664	.281	29/32	.720	.125	1 5/8
DS667H-10	52	11.7 lbs.	9,500	2.313	.312	1	.875	.125	1 47/64
DS667XH-10	53	28.0 lbs.	28,000	2.250	.469	1-5/64	1.062	.224	2 5/16

STANDARD INSTALLATION INSTRUCTIONS



STANDARD SLAT SIZES: 1/4 X 1 1/4 X 1 3/4 ANGLE.

NOTE: There MUST be a minimum of 1/2" clearance when the slat is in the closest position to the beater.

UPON INSTALLATION:

Be sure the return path of the chain is clear and in good condition.

Be sure you have the proper apron slats.

Be sure that apron will travel as indicated above.

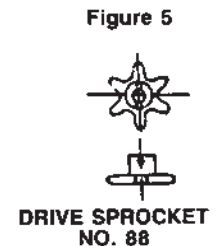
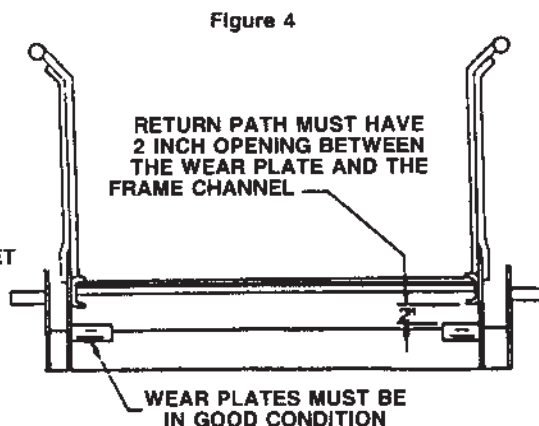
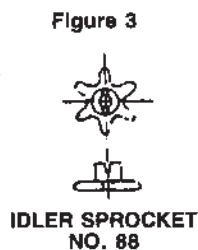
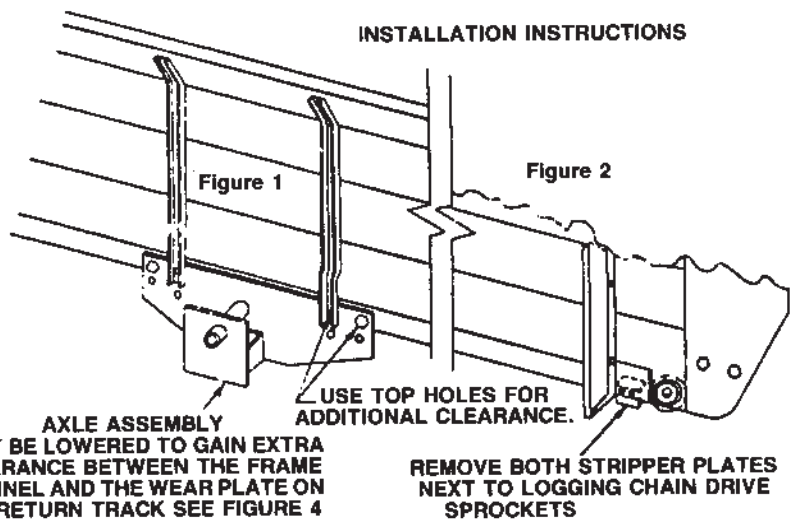
Be sure the proper clearance, illustrated above, is maintained.

On the majority of aprons the spacing is 6 links between the slats. Sometimes on the last few slats it may be 5 or 7 links between, whichever the case may be.

INSTALLATION INSTRUCTIONS

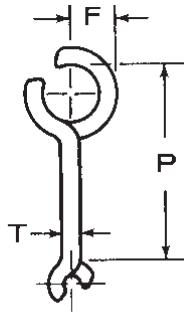
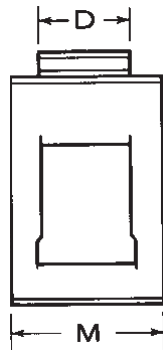
JOHN DEERE MODEL 54 APRON REPLACEMENT KIT PROCEDURE USING GRAETZ STYLE CHAIN

1. Disassemble original logging chain drive sprockets from rear shaft and idler sprockets from front shaft. Replace with Graetz No. 88 drive (Figure 5) and idler (Figure 3) sprockets.
2. Remove both stripper plates located next to logging chain drive sprockets. See Figure 2.
3. Lower axle assembly to obtain extra clearance. See Figure 1.
4. Check return path to make sure you have the proper clearance and that the wear plates are in good condition. See Figure 4.
5. Before engaging power take-off make sure the return path of the apron is free from any obstructions.



CHAIN

CHAIN SIZES



ATTACHMENT LINKS for Steel Detachable Chain

ASK FOR PRICE AND DELIVERY
ON NON STOCK ITEMS.

ALL CHAIN COMES IN 10 FT. LENGTHS - SHRINK
WRAPPED ORDER BY FOOT.

DIMENSIONS IN INCHES AND MILLIMETERS

Part No. Order by Feet	Chain Number	Links Per 10 Feet (3048mm)	Approx. Wt. Lbs. per 100 ft. (kg. PER 30.48 mm) Lbs. kN	Average Ultimate Strength Lbs. kN	Minimum Tensile Strength	D	F	M	* P	T
DS25-10	25	133	20 9.080	950 4.227	760 3.382	.422 10.72	.180 4.572	45/64 17.8	.904 22.96	.073 1.854
DS32-10	32	104	32 14.53	1650 7.342	1320 5.874	.594 15.09	.230 5.842	15/16 23.8	1.157 29.39	.090 2.286
DS32W-10	32W	104	39 17.71	1650 7.342	1320 5.874	.594 15.09	.232 5.893	1-1/16 27.0	1.157 29.39	.095 2.413
NON-STOCK	33	86	34 15.44	1600 7.120	1300 5.785	.610 15.49	.251 6.375	15/16 23.8	1.394 35.41	.090 2.286
DS42-10	42	87	50 22.70	2300 10.23	1680 7.476	.781 19.84	.265 6.731	1-7/32 30.9	1.375 34.92	.105 2.667
NON-STOCK REPLACED BY 55	45	74	50 22.70	2100 9.345	1680 7.476	.781 19.84	.303 7.696	1-7/32 30.9	1.630 41.40	.105 2.667
DS50H-10	50H	87	63 28.60	2600 11.57	2240 9.968	.781 19.84	.280 7.112	1-9/32 32.5	1.375 34.92	.125 3.175
DS51-10	51	106	40 18.16	2100 9.345	1680 7.476	.703 17.86	.232 5.893	1-3/32 27.8	1.133 28.78	.100 2.540
DS52-10	52	80	66 29.96	2700 12.01	2160 9.612	.844 21.44	.303 7.696	1-13/32 35.7	1.508 38.30	.120 3.048
DS55-10	55	74	62 28.15	2800 12.48	2240 9.968	.796 20.22	.320 8.128	1-9/32 32.5	1.630 41.40	.125 3.175
DS62-10	62	73	90 40.86	4200 18.69	3520 15.66	.984 24.99	.335 8.509	1-9/16 39.7	1.654 42.01	.148 3.759
NON-STOCK	62A	72	131 59.47	5500 24.47	4000 17.80	.984 24.99	.350 8.890	1-15/16 49.2	1.664 42.26	.170 4.318
DS62H-10	62H	73	112 50.85	4400 19.58	3600 16.02	.984 24.99	.343 8.712	1-7/8 47.6	1.654 42.01	.155 3.937
NON-STOCK REPLACED BY 67H	67	52	115 52.21	4500 20.02	3600 16.02	1.093 27.76	.428 10.87	1-7/8 47.6	2.313 58.75	.155 3.937
DS67H-10	67H	52	137 62.20	5500 24.47	4400 19.58	1.093 27.76	.448 11.38	1-7/8 47.6	2.313 58.75	.185 4.699
DS67XH-10	67XH	52	145 65.83	6800 30.26	5500 24.47	1.093 27.76	.463 11.76	1-7/8 47.6	2.313 58.75	.200 5.080
DS67W-10	67W	52	144 65.38	4800 21.36	3800 16.91	1.093 27.76	.428 10.87	2-3/8 60.3	2.313 58.75	.155 3.937
NON-STOCK	70	60	130 59.02	4800 21.36	4000 17.80	1.093 27.76	.409 10.39	1-15/16 49.2	2.013 51.13	.170 4.318
NON-STOCK	72	59	131 59.47	4800 21.36	4000 17.80	1.093 27.76	.409 10.39	1-15/16 49.2	2.205 51.43	.170 4.318
DSS-10	S	41	130 59.02	4800 21.36	3840 17.09	1.093 27.76	.518 13.16	1-15/16 49.2	2.906 78.81	.170 4.318


*Assembled Chain Pitch - Limits for approximate 10 ft. strands are +3/8", - 1/8"; 3048 mm: +9.52 MM, -3.17 mm.

CHAIN

ATTACHMENT LINKS for Steel Detachable Chain

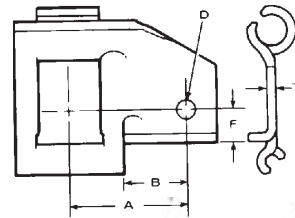
CHAIN

STEEL CHAIN COUPLERS		
PART NO.	ATTACH. NO.	LBS./CLKS.
DS55-COUPLER	C0	12.80
DS62-COUPLER	C0	17.80



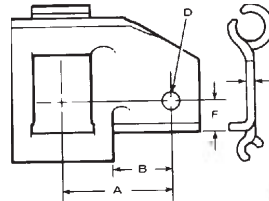
AE - AE3 LEFT & RIGHT

PART NO. LEFT	PART NO. RIGHT	A	B	D	F	T
NON-STOCK (67H-AE3)	NON-STOCK (67H-AE3)	2-1/32 51.6mm	29/32 23mm	25/64 9.92mm	9/16 14.3mm	.185 4.699mm
DS67XH-AE3L	DS67XH-AE3R	2-1/32 51.6mm	29/32 23mm	25/64 9.92mm	9/16 14.3mm	.200 5.080mm



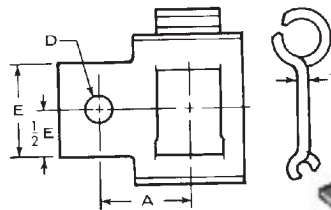
AS LEFT & RIGHT

PART NO. LEFT	PART NO. RIGHT	A	B	D	F	T
DS67H-ASL	DS67H-ASR	2-1/32 51.6mm	1-3/32 27.8mm	21/64 8.33mm	9/16 14.3mm	.185 4.699mm
DS67XH-ASL	DS67XH-ASR	2-1/32 51.6mm	1-3/32 27.8mm	21/64 8.33mm	9/16 14.3mm	.200 5.080mm



A1 LEFT & RIGHT

PART NO. LEFT	PART NO. RIGHT	A	D	E	T
DS42-A1L	DS42-A1R	1-3/32 27.8mm	17/64 6.75mm	29/32 23mm	.105 2.667mm
DS55-A1L	DS55-A1R	1-1/8 28.6mm	17/64 6.75mm	1-5/32 29.36mm	.125 3.175mm
DS62-A1L	DS62-A1R	1-3/8 34.9mm	17/64 6.75mm	1-3/8 34.9mm	.148 3.759mm



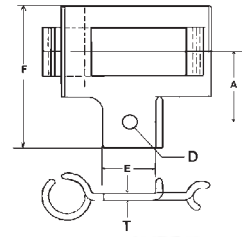
ASK FOR PRICE AND DELIVERY ON NON STOCK ITEMS.

CHAIN

ATTACHMENT LINKS for Steel Detachable Chain (cont.)

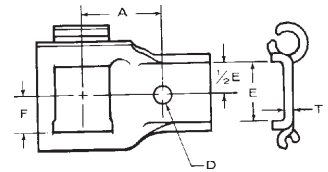
S LEFT & RIGHT

PART NO. LEFT	PART NO. RIGHT	A	D	E	F	T
DSS-BL	DSS-BR	1-5/8 41.3mm	21/64 8.33mm	1-5/16 33.3mm	3-1/8 79.4mm	.170 17.9mm



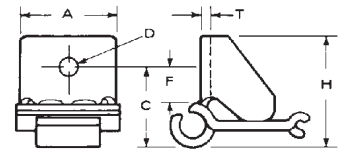
A2 LEFT & RIGHT

PART NO. LEFT	PART NO. RIGHT	A	D	E	F	T
DS62-A2L	DS62-A2R	1-9/16 39.7mm	17/64 6.75mm	1-1/4 31.7mm	5/8 15.9mm	.148 3.759mm
DS55-A2L	DS55-A2R	1 29-64 36.9 mm	17/64 6.75 mm	1-1/4 31.7 mm	5/8 15.9 mm	.125 3.175 mm



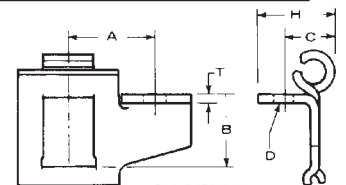
C1, C11, C15

PART NO.	A	C	D	F	H	T
NON-STOCK (51-C1)	15/16 23.8mm	1 7/64 28.17mm	21/64 8.33mm	41/64 16.28mm	1-13/16 46mm	.090 22.86mm
DS55-C1	1-1/4 31.7mm	1-3/16 30.2mm	17/64 6.75mm	7/16 11.1mm	1-3/4 44.4mm	.105 2.667mm
DS62-C1	1-7/16 36.53mm	1-9/32 32.5mm	17/64 6.75mm	15/32 11.9mm	1-25/32 45.2mm	.105 2.667mm
NON-STOCK (55-C11)	1-1/4 31.7mm	1-3/16 30.2mm	21/64 8.33mm	7/16 11.1mm	1-3/4 44.4mm	.105 2.667mm
NON-STOCK (62-C11)	1-7/16 36.53mm	1-9/32 32.5mm	21/64 8.33mm	15/32 11.9mm	1-25/32 45.2mm	.125 3.175mm
NON-STOCK (62-C15)	1-7/16 36.53mm	1-3/16 30.2mm	17/64 6.75mm	7/16 11.1mm	1-25/32 45.2mm	.105 2.667mm



G20, G27 LEFT & RIGHT

PART NO. LEFT	PART NO. RIGHT	A	B	C	D	H	T
DS55-G27L (G27)	DS55-G27R	1-1/4 31.7mm	1 25.4mm	13/16 20.6mm	17/64 6.75mm	1-5/16 33.3mm	.125 3.175mm
DS62-G27L (G27)	DS62-G27R	1-5/16 33.3mm	1-1/8 28.6mm	11/16 17.5mm	17/64 6.75mm	1-3/16 30.2mm	.148 3.759mm

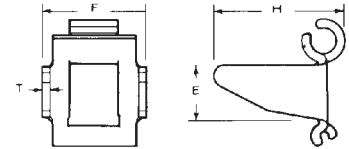


CHAIN

ATTACHMENT LINKS for Steel Detachable Chain (cont.)

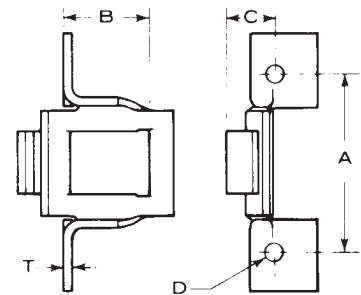
HB4

PART NO.	E	F	H	T
DS55-HB4	7/8 22.2mm	1-11/16 42.9mm	2-3/16 55.6mm	.125 3.175mm
DS62-HB4	7/8 22.2mm	1-61/64 49.6mm	2-3/16 55.6mm	.148 3.759mm



SD, SE, SH European

PART NO.	A	B	C	D	S	T
NON-STOCK (55-SD)	2-1/4 57.1mm	1-1/8 28.6mm	25/32 19.8mm	15/64 5.95mm	3-1/4 82.5mm	.125 3.175mm
DS62-	2-1/2 63.5mm	1-1/8 28.6mm	25/32 19.8mm	17/64 6.75mm	3-5/8 92.1mm	.148 3.759mm
NON-STOCK (55-SE)	2-7/16 61.9mm	1-1/8 28.6mm	25/32 19.8mm	5/16 7.94mm	3-1/4 82.5mm	.125 3.175mm
NON-STOCK (55-SH)	2-1/4 57.1mm	1-1/8 28.6mm	25/32 19.8mm	9/32 7.14mm	3-1/4 82.5mm	.125 3.175mm
NON-STOCK (62-SH)	2-3/4 69.8mm	1-1/8 28.6mm	25/32 19.8mm	17/64 6.75mm	3-5/8 92.1mm	.148 3.759mm



BALE ELEVATOR CHAIN



Part No.	Description
DS55-HB24	Bale Elevator Chain

24 ft. Length-55 chain with
HB4 Link every 12th Link.



Ag Bag Chain

Slats are 1 1/4" x 1 1/4" x 3/16"
28" Center to Center on the Sprockets

Part Number	Description
AGBAG-CHAIN	15 Slat Apron Chain for Ag Baggers 119 Link Per Side CA550 Chain Older 8 ft & 9 ft Models
AGBAG-17	17 Slat Apron Chain for Ag Baggers 136 Links per Side CA550 Chain Current 8 & 9 ft Models
AGBAG-19	19 Slat Apron Chain for Ag Baggers 152 Links per Side CA550 Chain Current 10 ft Models

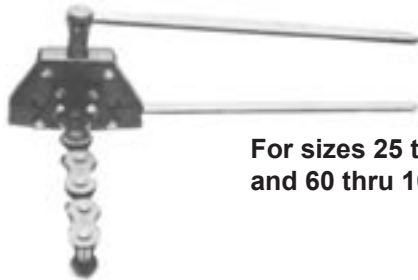
CHAIN

(Dual Pin Chain Breaker)
Removes both chain pins at the same time.



CHAIN TOOLS DUAL PIN CHAIN BREAKERS

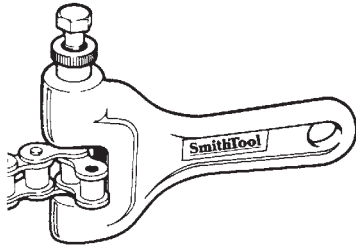
Part Number	Description
CBT41/40	Breaks 41 & 40 Chain and Double Chain
CBT50	Breaks 50 & 51H Chain and Double Chain
CBT60	Breaks 60 & 60H Chain and Double Chain
CBT80	Breaks 80 & 80H Chain and Double Chain



For sizes 25 thru 60,
and 60 thru 100

CHAIN BREAKER

Part No.	Chain Sizes
CB25/60 CB1-TIP	NO. 25-50 BREAKER PIN FOR ABOVE
CB60/100 CB2-TIP	NO. 60-100 BREAKER PIN FOR ABOVE



A compact, heavy-duty tool designed to fit a wide variety of roller chain sizes. Long punch pushes the chain's connecting pin all the way out. Patented clamping sleeve assures proper pin alignment. Packaged in heavy-duty clamshell pack complete with operating instructions

CHAIN BREAKER

Part No.	Chain Sizes
B5035	35-40-41-50
A8050	50-60-80
REPLACEMENT PARTS	
A8053	Punch For A8050
A8054	Sleeve For A8050
A8008	Screw For A8050
B5038	Punch For B5035
B5039	Sleeve For B5035
A4053	Screw For B5035



(ACTS LIKE A THIRD HAND)

QUICK LINK CHAIN PULLER

Part No..	Chain Sizes
CP25/60	25-60
CP80	80-240

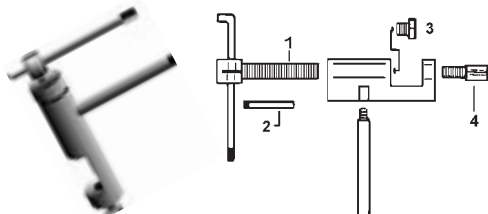
Brings chain ends together for easy installation of connecting link.



This handy tool acts as a link detacher for various chains and as a rivet knockout hole for repairing roller chains. Heavy duty grey iron construction.

DETACHER

Part No..	Chain Size
CD415	most steel detachable chain



Part No. Complete	(1) Driver Bolt	(2) Punch	(3) Collar Guide	(4) Screw Bolt
CBT-100	CBT-102	CBT-103	CBT-104	CBT-105
CBT-240	CBT-202	CBT-203	CBT-204	CBT-205
CBT-300	CBT-302	CBT-303	CBT-304	CBT-305
to break 50-2 & 60-2 w/CBT-300		CBT-303A	CBT-304A	

CHAIN

Packaged Roller Chain Links



Roller chain connector, offset and roller links in individual packs to permit you to stock your stores requirements.

	CONNECTOR LINKS		OFFSET LINKS		ROLLER LINKS	
Chain Size	Part No.	Bag Qty.	Part No.	Bag Qty.	Part No.	Bag Qty.
#35	35CL	10	35OF	10	35RL	10
#40	40CL	10	40OF	10	40RL	10
#41	41CL	10	41OF	10	41RL	10
#50	50CL	10	50OF	10	50RL	10
#60	60CL	10	60OF	10	60RL	10
#60 Heavy	60CLHD	10	60OFHD	10	60RLHD	10
* #60 DCL	60DCL	5	60DOF	5	60DRL	5
#80	80CL	5	80OF	5	80RL	5
#80 Heavy	80CLHD	5	80OFHD	5	80RLHD	5
#100	100CL	5	100OF	5	100OF	5
#2040	2040CL	10	2040OF	10	2040RL	10
#2050	2050CL	10	2050OF	10	2050RL	10
#2060	2060CL	10	2060OF	10	2060RL	10

* 60 Double

American Roller Chain

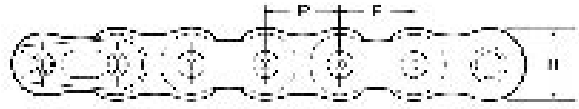
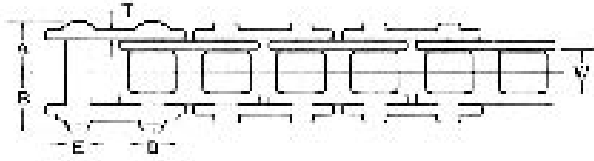
American ROLLER CHAIN LINKS IN RETAIL POLY PAKS

These packages allow your customers to pick out their own links from a variety of sizes. Designed to increase chain link sales, these individual packs permit you to stock to your stores requirements.



	CONNECTOR LINKS		OFFSET LINKS		ROLLER LINKS	
Chain Size	Part No.	Bag Qty.	Part No.	Bag Qty.	Part No.	Bag Qty.
#35	AMDB35-CL	4	AMDB35-OL	4		
#40	AMDB40-CL	4	AMDB40-OL	4	AMDB40-RL	4
#41	AMDB41-CL	4	AMDB41-OL	4		
#50	AMDB50-CL	4	AMDB50-OL	4	AMDB50-RL	4
#60	AMDB60-CL	3	AMDB60-OL	3	AMDB60-RL	3
#60 Heavy	AMDB60H-CL	3	AMDB60H-OL	4	AMDB60H-RL	3
#80	AMDB80-CL	3	AMDB80-OL	3		
#100						
#2040	AMDB2040-CL	4	AMDB2040-OL	4	AMDB2040-RL	4
#2050	AMDB2050-CL	3	AMDB2050-OL	3	AMDB2050-RL	3
#2060	AMDB2060-CL	2	AMDB2060-OL	2		

CHAIN



(Metric) Roller Chain - Single Strand Packaged in 10 ft. boxes

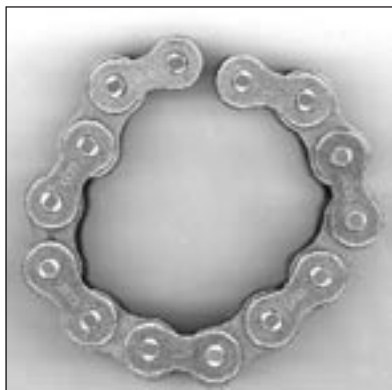
Chain NO.	Pitch P	Roller		Riv end to Center A	Conn end to Center B	Pin Dia. E	Link Plate Dimension		Average Ultimate Strength (lbs)	Weight Per. Foot (lbs)
		Width W	Dia. D				H(height)	T(Thickness)		
06B-1	3/8	7/32	.250	.256	.283	.129	.325	.049	2300	.29
08B-1	1/2	5/16	.335	.319	.358	.175	.463	.059	4000	.41
10B-1	5/8	3/8	.400	.382	.417	.200	.579	.065	5000	.60
12B-1	3/4	7/16	.475	.437	.480	.225	.635	.071	7000	.77
16B-1	1	.670	.625	.693	.776	.326	.815	.156	16000	1.75

CHAIN

Popular Lawn / Garden and ATV Roller Chain

Chain NO.	Pitch P	Roller		Riv end to Center A	Conn end to Center B	Pin Dia. E	Link Plate Dimension		Average Ultimate Strength (lbs)	Weight Per. Foot (lbs)
		Width W	Dia. D				H(height)	T(thickness)		
420	1/2	1/4	.305	.283	.331	.156	.462	.039	3900	.44
520	5/8	1/4	.400	.327	.374	.200	.579	.077	6000	.72

John Deere Grain Head Drive Coupler Chain



Part number	Oem Replacement	Description
RC6013	BRAN102383	John Deere Grain Head Drive Coupler Chain

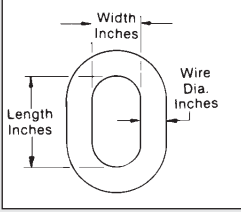
CHAIN

(GRADE 30) PROOF COIL CHAIN

Trade Size Inches	Wire Diameter	Nominal Inside Link Dimensions		Approx. Weight Lbs. Per 100 FT.	Working Load Limit Lbs.
		Length Inches	Width Inches		
3/16	.218	0.95	.40	42	750
1/4	.276	1.24	.47	64	1250
5/16	.315	1.28	.50	86	1900
3/8	.394	1.38	.57	140	2650
1/2	.512	1.55	.72	263	4500


Nominal weights and dimensions are subject to a plus or minus tolerance of 4%. Finish - Bright Zinc. Other finishes upon application.

HOW TO MEASURE CHAIN



CHAIN

REELS (Order by reel)



Part Number	Trade Size Inches	Feet Per Reel	Wt. Per Reel (Lbs.)
DT10602	3/16	100	42
DT10603	1/4	75	48
DT10604	5/16	50	43
DT10605	3/8	40	56

PAILS (Order by pail)



Part Number	Trade Size Inches	Feet Per Pail	Wt. Per Pail (Lbs.)
DT13113	3/16	250	103
DT13114	1/4	141	92
DT13115	5/16	92	78
DT13116	3/8	63	90
DT13118	1/2	40	113

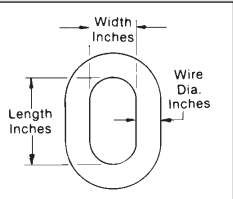
Half drums and full drums available. Call Customer Service for information.

(GRADE 40) HIGH TEST CHAIN

Trade Size Inches	Wire Diameter	Nominal Inside Link Dimensions		Approx. Weight Lbs. Per 100 FT.	Working Load Limit Lbs.
		Length Inches	Width Inches		
1/4	.275	1.24	0.47	54	2600
5/16	.315	1.28	0.50	86	3900
3/8	.394	1.38	0.57	140	5400
1/2	.512	1.55	0.72	263	9200

Nominal weights and dimensions are subject to a plus or minus tolerance of 4%. Finish - Bright Zinc. Other finishes upon application.

HOW TO MEASURE CHAIN



PAILS (Order by pail)



Part Number	Trade Size Inches	Feet Per Pail	Wt. Per Pail (Lbs.)
DT14099	1/4	150	101
DT14100	5/16	100	88
DT14101	3/8	75	108
DT14103	1/2	40	108

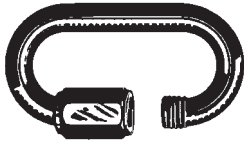
(GRADE 70 & 80) ALLOY TRANSPORT CHAIN

Part Number	Grade	Trade Size Inches	Working Strength	Feet Per Pail	Wt. Per Pail (Lbs.)
DT17097	grade 70	5/16	4700 lbs.	100	99
DT17098	grade 70	3/8	6600 lbs.	75	151
* DT18071	grade 80	1/2	13000 lbs.	100	282

Note: Use hooks and links with compatible working strength * Can be used for overhead lifting

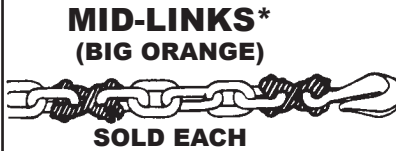
CHAIN

REPAIR LINKS




QUICK LINKS*
(ZINC PLATED STEEL)

Part Number	Trade Size Inches	Working Load Limit
DT-QL-18	1/8"	220 Lbs.
DT-QL-316	3/16"	660 Lbs.
DT-QL-14	1/4"	880 Lbs.
DT-QL-516	5/16"	1760 Lbs.
DT-QL-38	3/8"	2200 Lbs.
DT-QL-12	1/2"	3250Lbs.



MID-LINKS*
(BIG ORANGE)

SOLD EACH



Part Number	Size for Chain inches	Working Load Limit
M605	1/4 or 5/16	4,700
M606	3/8	6,600
M608	7/16 or 1/2	11,300
M610	5/8	18,000

Forged and heat treated for use on log chains, high test, proof coil or BBB chain.

COLD SHUTS*
(FORGED FROM MILD STEEL)



Part Number	Trade Size Inches
DT01202	3/16"
DT01203	1/4"
DT01204	5/16"
DT01205	3/8"

Used as temporary joining or repair link. To attach drive "cold shut" end through eye andpeen. To insure adequate strength, order cold shut one size larger than chain.



LAP REPAIR LINKS*
(OPEN END-BRIGHT ZINC FINISH)
SOLD EACH

Part Number	Trade Size Inches	Working Load Limit
DT01102	3/16 x 1	200Lbs.
DT01103	1/4 x 1-1/4	400 Lbs.
DT01105	5/16 x 1-1/2	700 Lbs.
DT01107	3/8 x 1-5/8	1500 Lbs.
DT01109	1/2 x 2-1/2	2125 Lbs.

A light duty link, closed with a vise or hammer. Links must be closed before using. Meets Federal Specs. RR-G-271B, Type III.

*CAUTION: DO NOT USE FOR OVERHEAD LIFTING. WORKING LOAD LIMIT MUST NOT BE EXCEEDED

BIG ORANGE CHAIN ACCESSORIES

STRAIGHT CLEVIS



Part No.	Body Size	Lbs. Pack	Tee Handle Clevis Pin (Fig. A)
M8158	5/8"	7	M811
M8134	3/4"	12	* M813
M8878	7/8"	15	M817
M8178	7/8"	18	M817
M8190	15/16"	21	M819
M8195	1"	30	M829



FIG. A

TWIST CLEVIS




Part No.	Body Size	Lbs. Pack	Tee Handle Clevis Pin (Fig. A)
M8258	5/8"	7	M811
M8234	3/4"	12	* M813
M8078	7/8"	15	M817
M8278	7/8"	18	M817
M8290	15/16"	21	M819
M8295	1"	30	M829

FARM SCREW PIN



Part No.	Body Size	Lbs. Pack	Scew Pins Part no.
M1646	1/4"	3	
M1647	5/16"	5	
M1648	3/8"	8	M648A
M1649	7/16"	5	M649A
M1650	1/2"	7.5	M650A
M1651	5/8"	13	
M1652	3/4"	11	
M1653	7/8"	17.5	
M1654	1"	25.0	
M1655	1-1/8"	7	
M1656	1-1/4"	10/ea.	

UTILITY CLEVIS



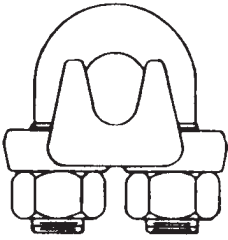
Part No.	Body Size	Lbs. Pack
M1546	1/4"	2
M1547	5/16"	4
M1548	3/8"	7
M1549	7/16"	10
M1550	1/2"	15
M1551	5/8"	31

CHAIN

BIG ORANGE CHAIN ACCESSORIES

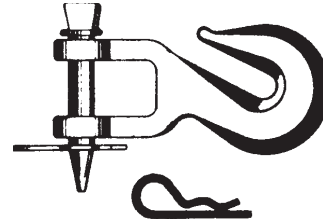
CHAIN

WIRE ROPE CLIPS	
Part No.	Size
D87090	1/8"
D87190	3/16"
D87290	1/4"
D87390	5/16"
D87490	3/8"
D87590	7/16"
D87690	1/2"
D87790	9/16"
D87890	5/8"
D87900	3/4"



* Precision manufactured and galvanized to meet Federal Specifications (FF-C-450 Type 1 class 2)
 • Drop forged base

TRACTOR DRAWBAR HOOK		
Fits all category 1 and 2		
Part No.	Body Size	Pin Dia.
M834	1/2"	3/4"
M2X834	Pin & Hair Pin	



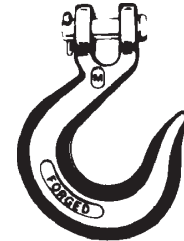
GRADE 43 GRAB HOOKS		
Part No.	Chain Size	Max. Working Load Limit
M804	1/4"	2,600
M805	5/16"	4,000
M806	3/8"	5,400
M807	7/16"	7,200
M808	1/2"	9,200

GRADE 80 ALLOY GRAB HOOKS		
Part No.	Chain Size	Max. Working Load Limit
M804-A	1/4"	4,100
M805-A	5/16"	5,100
M806-A	3/8"	7,300
M807-A*	7/16"	8,750
M808-A	1/2"	13,000
M810-A	5/8"	20,300



GRADE 43 SLIP HOOKS		
Part No.	Chain Size	Max. Working Load Limit
M904	1/4"	2,600
M905	5/16"	4,000
M906	3/8"	5,400
M907	7/16"	7,200
M908	1/2"	9,200

GRADE 63 ALLOY SLIP HOOKS		
Part No.	Chain Size	Max. Working Load Limit
M904-A	1/4"	3,250
M905-A	5/16"	5,000
M906-A	3/8"	6,600
M907-A	7/16"	8,750
M908-A	1/2"	11,250



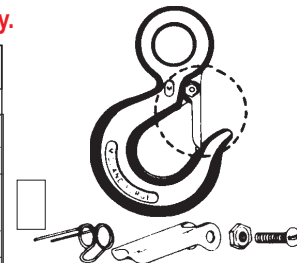
EYE-TYPE GRAB HOOKS		
GRADE 30 CLEAR FINISH		
Part No.	Chain Size	Max. Working Load Limit
M204RL	1/4"	1,250
M205RL	5/16"	1,900
M206RL	3/8"	2,650
M207RL	7/16"	3,500
M208RL	1/2"	4,500
M210RL	5/8"	6,900



EYE HOOKS		
FOR SLINGS AND RIGGINGS		
Part No.	Chain Size	Max. Working Load Limit
M404C	1/4"	1,500
M405C	5/16"	2,000
M406C	3/8"	3,000
M407C	7/16"	4,000
M410C	1/2"	6,000
M412C	5/8"	10,000

NOTE: Order latch separately.

LATCH KITS	
STAINLESS STEEL	
DLR. Pack	
M4X404	
M4X405	
M4X406&407	
M4X410	
M4X412	




EYE-TYPE SLIP HOOKS		
GRADE 30 CLEAR FINISH		
Part No.	Chain Size	Max. Working Load Limit
M304RL	1/4"	1,250
M305RL	5/16"	1,900
M306RL	3/8"	2,650
M307RL	7/16"	3,500
M308RL	1/2"	4,500
M310RL	5/8"	6,900



CHAIN

LOAD BINDERS

MIDLAND "BIG ORANGE" LEVER - TYPE LOAD BINDER



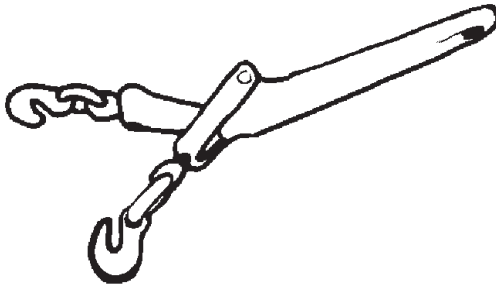
Easier to operate. Locks securely. Handle closes down away from the load with more leverage. Gives more control in binding and releasing without extra tools. Handles are drop forged from special bar quality steel and heat treated. Hooks are heat treated steel.

MIDLAND "BIG ORANGE" LEVER TYPE LOAD BINDER

Part No.	Chain Grade and Size	Take up	Minimum Working Load Limit	Ultimate Strength
M104	1/4" Hi-test G43	3"	2,600 lbs.	7,800 lbs.
M105	5/16" Transport G70 or 3/8" Hi-test G43	4-3/4"	5,400 lbs.	19,000 lbs.
M106	3/8" Transport G70 or 1/2" Hi-test G43	5-1/8"	9,200 lbs.	28,000 lbs.
M117	3/8" Hi-test G43	4-1/2"	5,400 lbs.	16,000 lbs.

CHAIN

RED DEVIL BINDER




Free turning 360° swivels for both hooks for easier handling and better utility. Front tongue for greater take-up. Special handle angle prevents finger trap. Drop forged. Short reach hooks for maximum take-up. Meets all D. O. T. specifications.

RED DEVIL BINDER

Part No.	Chain Grade and Size	Take up	Minimum Working Load Limit	Ultimate Strength
D48314	1/4" G30	2-3/4"	1,250 LBS.	5,000 LBS.
D48315	3/8" G30	4-1/2"	2,650 LBS.	10,600 LBS.

"DIXIE" RED DEVIL RATCHET - TYPE BINDER




Heavy - duty, rigid, all steel construction. Short reach hooks for maximum take-up. Infinite adjustment. Continuous take-up. Meets all D. O. T. specifications.

"DIXIE" RED DEVIL RATCHET-TYPE BINDER

Part No.	Chain Size and Grade	Take up	Minimum Working Load Limit	Ultimate Strength
D48365	5/16 G70 3/8 HI-TEST G30	8"	5,400 LBS.	19,000 LBS.

LITTLE RED TIGHTENER



Features swivel hook for easier operation. Either hook may be permanently attached to chain. Rugged cast construction.

LITTLE RED TIGHTENER

Part No.	Take up	Minimum Working Load Limit	Ultimate Strength
D48949	3"	250 LBS.	1,000 LBS.

NOTE: Do not exceed working load limits specified. Working load limits apply to load binders only.

CHAIN

This "self-service" center will fit in a four foot area.

CHAIN DISPLAY CENTER

Display Items Include

- Bulk Roller Chain
- Links in Poly-paks (see pgs. 74 & 98)
- Chain Breakers
- INCREASE SALES
- CREATE A CUSTOMER IMPULSE CENTER
- CHECK YOUR INVENTORY FASTER AND EASIER
- Just thinkno messy cutting of chain. No digging in bins or boxes for links. Sell 3 or 4 links instead of 1 or 2.



CHAIN

PART NUMBERS	CONTENTS
HKK DISPLAY	SEE BELOW
MRC DISPLAY	SEE BELOW
REX-USA-DIS	SEE BELOW

CONTENTS FOR CHAIN MERCHANDISER

PART NO.	DESCRIPTION	QUANTITY	PART NO.	DESCRIPTION	QUANTITY
CB25/60	CHAIN BREAKER	2	DB35-OL	OFF-SET LINK	4 POLY PAKS
CB60/100	CHAIN BREAKER	2	DB40-CL	CONNECTOR LINK	6 POLY PAKS
A2040-10	ROLLER CHAIN	50 FT.	DB40-OL	OFF-SET LINK	4 POLY PAKS
A2050-10	ROLLER CHAIN	50 FT.	DB40-RL	ROLLER LINK	2 POLY PAKS
A2060-10	ROLLER CHAIN	20 FT.	DB41-CL	CONNECTOR LINK	6 POLY PAKS
35-10	ROLLER CHAIN	20 FT.	DB41-OL	OFF-SET LINK	4 POLY PAKS
40-10	ROLLER CHAIN	50 FT.	DB41-RL	ROLLER LINK	2 POLY PAKS
41-10	ROLLER CHAIN	30 FT.	DB50-CL	CONNECTOR LINK	6 POLY PAKS
50-10	ROLLER CHAIN	50 FT.	DB50-OL	OFF-SET LINK	4 POLY PAKS
60H-10	ROLLER CHAIN (HEAVY)	50 FT.	DB50-RL	ROLLER LINK	2 POLY PAKS
60-10	ROLLER CHAIN	50 FT.	DB60-CL	CONNECTOR LINK	6 POLY PAKS
80-10	ROLLER CHAIN	20 FT.	DB60-OL	OFF-SET LINK	4 POLY PAKS
DB2040-CL	CONNECTOR LINK	6 POLY PAKS	DB60-RL	ROLLER LINK	2 POLY PAKS
DB2040-OL	OFF-SET LINK	4 POLY PAKS	DB60H-CL	CONNECTOR LINK	6 POLY PAKS
DB2040-RL	ROLLER LINK	2 POLY PAKS	DB60H-OL	OFF-SET LINK	4 POLY PAKS
DB2050-CL	CONNECTOR LINK	6 POLY PAKS	DB60H-RL	ROLLER LINK	2 POLY PAKS
DB2050-OL	OFF-SET LINK	4 POLY PAKS	DB80-CL	CONNECTOR LINK	4 POLY PAKS
DB2050-RL	ROLLER LINK	2 POLY PAKS	DB80-OL	OFF-SET LINK	2 POLY PAKS
DB2060-CL	CONNECTOR LINK	6 POLY PAKS			
DB2060-OL	OFF-SET LINK	4 POLY PAKS			
DB35-CL	CONNECTOR LINK	6 POLY PAKS			

CHAIN


BEET HARVESTER CHAIN Harvester Elevating System

- Less parts to break
- Smooth positive action


(American Made)

The wheel-type elevator is driven by a roller chain with lugs. The spaced lugs on the chain (below) engage slots in the rim of the wheel to transmit power.

Part No.	J. D. Part No.	ArtsWay Part No.
-DH-AN141699	BRAN141699	DHAN141699



CHAIN



Spreader Apron Assemblies

Part No. Complete Assembly	Mfg. Model No.	Length of Slats	No. of Slats	Slat Part No.	Link Part No.	No. of Links
DMMY125	125	39 1/2"	14	DM39-1/2	DM67P5	164
DMMY160	160	51 13/16"	16	DM51-13/16	DM67P5	198
DMMY225	225	57"	19	DM57	DM67P5	230
DMMY300	300	57"	19	DM57	DM67P5	230
DMMY350	350	57"	22	DM57	DM67P5	260
DMMY425	425	28"	60	DM28	DM67P5	592
DMMY550-700	550-700	37 1/2"	60	DM37-1/2	DM67P5	592

PTO ADAPTERS & ACCESSORIES

P.T.O. ADAPTORS

"Forged" P.T.O. Adaptor - to 75 H.P.

- Universal quick-detach slot and bolt holes - can be used with any American, British or European P.T.O system.



Secured				Extends	
03-32-00018	1 1/8"	1 3/8"-6	3"	1 1/8"	Cross Pin

Sleeve Type Splined Adaptors - to 75 H.P.

Part No.	Female Spline	Male Spline	Length	Special Applications
03-32-00355	31/32"-10	1 3/8"-6	2 1/4"	IHC Cub & Kubota
03-32-00352	1 1/8"-6	1 3/8"-6	2 1/4"	
03-32-00363	1 1/8"-6	1 3/8"-6	2"	Replaces Ford 231082
03-32-00403	1 3/8"-6	1 3/4"-6	2 1/2"	



Splined Adaptors - to 75 H.P.

- Capacity to operate on tractors rated to 75 P.T.O. Horsepower
- Provide a means of connecting two dissimilar splines.
- Welded steel construction for added strength.
- PARCO-LUBRICATED® rust preventative finish.
- **Cross pins or setscrews furnished.**



Part No.	Female Spline	Male Spline	Length	Extends P.T.O.	Secured by	Fits OEM Models
* 03-32-00041	1"-15	1 3/8"-6	4 15/16"	Varies	Setscrew & Cross Pin	Fits John Deere Model 400, Ariens (New Holland) Model S16 & Bollens Models HT-18 & HT-20
* 03-32-00084	25mm-18	1 3/8"-6	4 5/8"	3 1/4"	Cross Pin	
03-32-03531	1 1/8"-6	1 3/8"-6	5 1/2"	3 9/16"	Cross Pin	
† 03-32-00354	1 1/8"-6	1 3/8"-6	5 9/16"	4 1/8"	Cross Pin	
03-32-00375	1 1/8"-6	1 3/8"-6	10 1/2"	8 13/16"	Cross Pin	
* 03-32-00377	1 1/8"-6	1 1/8"-6	5 1/2"	3 3/4"	Cross Pin	
03-32-00400	1 3/8"-6	1 1/8"-6	6 1/2"	4 9/16"	Cross Pin	
03-32-00420	1 3/8"-6	1 1/8"-6	5 1/8"	2 13/16"	Cross Pin	
03-32-00371	1 3/8"-6	1 3/8"-6	6 1/2"	4 9/16"	Cross Pin	
03-32-00378	1 3/8"-6	1 3/8"-6	5 1/8"	2 15/16"	Cross Pin	
03-32-00373	1 3/8"-21	1 3/8"-6	6 1/2"	4 1/2"	Setscrew	
03-32-00070	1 3/8"-21	1 3/4"-20	7"	5"	Setscrew	
* 03-32-00406	1 5/8"-6	1 3/8"-6	6 1/2"	4 3/4"	Cross Pin	
03-32-00401	1 3/4"-6	1 3/8"-6	6 1/2"	4 3/4"	Cross Pin	

* Non-Stock Call for Price & Availability

† Split Hub for Bolt Clamping

PTO ADAPTERS & ACCESSORIES

P.T.O. ADAPTORS

- Capacity to operate on tractors rated to 125 P.T.O. Horsepower.
- Developed for long and rugged use.
- Alloy steel, heat treated for extra strength.
- Withstands high shock loads from tractor or implement.
- PARCO-LUBRICATED® rust preventative finish.
- Cross pins or setscrews furnished.

Splined Adaptors - to 125 H.P.

Part No.	Female Spline	Male Spline	Length	Extends P.T.O.	Secured by
03-32-00001	1 3/8"-21	1 3/8"-21	6 7/8"	4 13/16"	Setscrew
03-32-00002	1 3/8"-21	1 3/8"-6	6 7/8"	4 13/16"	Setscrew
03-32-00004	1 3/8"-6	1 3/8"-21	6 7/8"	4 13/16"	Setscrew
03-32-00005	1 3/8"-6	1 3/8"-6	6 7/8"	4 13/16"	Setscrew
* 03-32-00007	1 1/8"-6	1 3/8"-21	6 7/8"	4 13/16"	Cross Pin



* Call for Price and Availability

Splined Adaptors - to 75 H.P.

- For Tractors with 1 3/4"-20" Spline P.T.O.



Part No.	Female Spline	Male Spline	Length	Extends P.T.O.	Secured by
03-32-00020	1 3/4"-20	1 3/8"-6	8 3/16"	4"	Setscrew
03-32-00021	1 3/4"-20	1 3/8"-21	8 3/16"	5 7/16"	Setscrew
03-32-00076	1 3/4"-20	1 3/8"-6	8 3/16"	4 15/16"	Clamp Type
03-32-00077	1 3/4"-20	1 3/8"-21	8 3/16"	5 7/16"	Clamp Type

Heavy Duty Splined Adaptors - to 125 H.P.

- For Tractors with 1 3/4"-20" Spline P.T.O.



Part No.	Female Spline	Male Spline	Length	Extends P.T.O.	Secured by
03-32-00088	1 3/4"-20	1 3/8"-6	8 3/16"	4"	Setscrew
03-32-00089	1 3/4"-20	1 3/8"-21	8 3/16"	5 7/16"	Setscrew
03-32-00090	1 3/4"-20	1 3/8"-6	8 3/16"	4 15/16"	Clamp Type
03-32-00091	1 3/4"-20	1 3/8"-21	8 3/16"	5 7/16"	Clamp Type

PTO

PTO ADAPTERS & ACCESSORIES

P.T.O. ADAPTORS

Kwik-D-Tach Spline Adaptors - to 75 H.P.

- Capacity to operate on tractors rated to 75 P.T.O. Horsepower.
- Patented Quick Release device.
- New P.T.O. Quick Release Concept - Spring Loaded - Rotates about 30° by hand for quick release.
- Dependable operation - no sticking pins. Always easily operated
- No sharp edges, protrusions, pins or other interferences to injure operators.

Part No.	Female Spline	Male Spline	Length	Extends P.T.O.
03-32-00010	1 3/8"-6	1 3/8"-6	6 1/2"	4 5/16"
03-32-00013	1 3/8"-6	1 3/8"-21	6 1/2"	4 5/16"
03-32-00015	1 3/8"-6	1 1/8"-6	6 1/2"	4 5/16"
03-32-01373	1 3/8"-21	1 3/8"-6	6 1/2"	4 5/16"
03-32-02121	1 3/8"-21	1 3/8"-21	6 1/2"	4 5/16"



Push-Pin Type P.T.O. Adaptor - to 75 H.P.

- Quick Release Extension Adaptor
- Spring Type Release

Part No.	Female Spline	Male Spline	Length	Extends P.T.O.
03-32-01375	1 3/8"-21	1 3/8"-6	7 5/16"	5 1/8"
03-35-90120	Repair Kit			



Clamp Type P.T.O. Adaptors - to 75 H.P.

Part No.	Female Spline	Male Spline	Length	Extends P.T.O.
03-32-01354	1 1/8"-6	1 3/8"-6	7 5/16"	4 5/8"
03-32-00057	1 3/8"-6	1 3/8"-6	7 5/16"	4 5/8"
03-32-00087	1 3/8"-21	1 3/8"-6	7 5/16"	5 5/16"
* 03-32-01374	1 3/8"-6	1 3/8"-6	13 1/4"	10 9/16"



* For tractor mounted pumps with spline bore.

Round Shaft Adaptor - to 75 H.P.

Part No.	Female Round	Key Way	Male Spline	Length	Extends Shaft
03-32-00376	1"	1/4"	1 3/8"-6	5 11/16"	3 1/4"
03-32-00430	1 1/8"	1/4"	1 3/8"-6	5 11/16"	3 3/16"
03-32-00431	1 1/4"	1/4"	1 3/8"-6	5 11/16"	3 3/16"
03-32-00432	1 3/8"	5/16"	1 3/8"-6	5 11/16"	3 3/16"
03-32-00433	1 1/2"	3/8"	1 3/8"-6	6 9/32"	4"

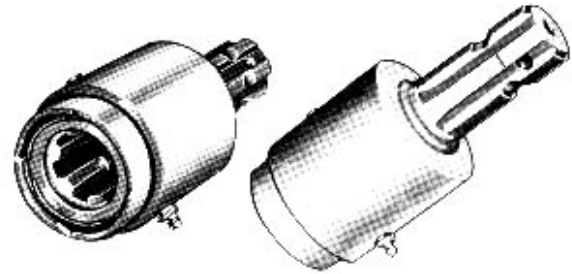


PTO ADAPTERS & ACCESSORIES

OVER RUNNING COUPLERS

Tractor Models - to 75 H.P.

- All steel welded housing.
- Heat treated alloy steel inner sleeve.
- Hardened steel keys, spring loaded.
- Snap ring construction for quick, easy disassembly for cleaning and service.
- Convenient grease fitting for gun lubrication
- Designed to operate with 1000 RPM P.T.O.'s
- Includes spring roll pin for quick mounting to tractor



Part No.	Female Spline	Male Spline	Length	Extends P.T.O.	Fits Tractor
* 03-31-00690	1 1/8"-6	1 1/8"-6	6 21/32"	4 19/32"	All with Cross Pin Hole Including Ford
03-31-00670	1 1/8"-6	1 3/8"-6	6 21/32"	4 19/32"	All with Cross Pin Hole Including Ford
03-31-00660	1 3/8"-6	1 3/8"-6	6 21/32"	4 7/16"	All with Cross Pin Hole Including Ford

* Non-Stock Call for Price & Availability

Kwik-D-Tach Tractor Models to 125 H.P.

- Capacity to operate on tractors to 125 P.T.O. horsepower.
- New P.T.O. Quick Release Concept - Spring Loaded - rotates about 30° by hand for quick release.
- Design to operate with 1000 RPM P.T.O.'s.
- Installation and lubrication instructions enclosed with each coupler.



Part No.	Female Spline	Male Spline	Length	Extends P.T.O.
03-31-00010	1 3/8"-6	1 3/8"-6	7 5/16"	4 13/16"
03-31-00011	1 3/8"-6	1 3/8"-21	7 3/16"	4 11/16"
03-31-00012	1 3/8"-21	1 3/8"-6	7 5/16"	5 5/16"
03-31-00013	1 3/8"-21	1 3/8"-21	7 3/16"	5 3/16"

PTO

PTO ADAPTERS & ACCESSORIES

WELD-ON ADAPTORS

Splined Weld-Ons

Part No.	Description
* 03-32-00358	1 1/8"-6 Spline, 5 1/4" Long
03-32-00359	1 3/8"-6 Spline, 5 1/2" Long
03-32-00019	1 3/8"-21 Spline, 5 1/2" Long

* Non-stock call for price and availability.



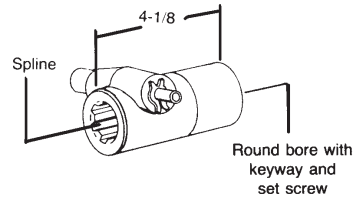
Quick Release Weld-ons

Part No.	Description
03-32-01350	1 3/8"-21 Spline, 3 5/16" Long
03-32-01345	1 3/8"-6 Spline, 3 5/16" Long



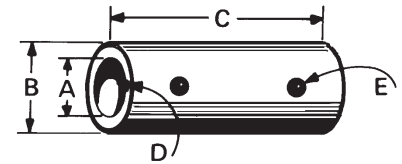
Snap Hitch Pump Adapter

Part No.	Spline Size	Round Bore	Keyway Size
114-1000	1 3/8 x 6	5/8	3/16
114-1200	1 3/8 x 6	3/4	3/16
114-1400	1 3/8 x 6	7/8	3/16 & 1/4
114-1500	1 3/8 x 6	15/16	1/4
114-1600	1 3/8 x 6	1	1/4



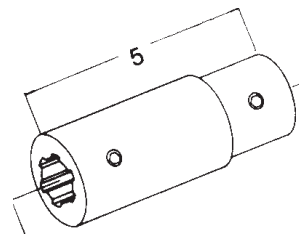
Shaft Coupler

Part Number	(A) Bore	(B) O.D.	(C) Length	(D) Keyway	(E) Setscrew
127-1000	5/8	1 1/2	2 1/2	3/16	2 1/4-20
127-1200	3/4	1 5/8	3	3/16	2 1/4-20
127-1400	7/8	1 3/4	3 1/2	3/16	2 1/4-20
127-1500	15/16	1 3/4	3 3/4	1/4	2 1/4-20
127-1600	1	1 5/8	3	1/4	2 5/16-18
127-1604	1	1 13/16	4	1/4	2 5/16-18
127-1800	1 1/8	2	4 1/2	1/4	2 5/16-18
127-1900	1 3/16	2	4 1/2	1/4	2 5/16-18
127-2000	1 1/4	2 1/8	4 1/2	1/4	2 5/16-18
127-2200	1 3/8	2 5/16	4 1/2	5/16	2 3/8-16
127-2300	1 7/16	2 5/16	4 1/2	3/8	2 3/8-16
127-2400	1 1/2	2 1/2	4 1/2	3/8	2 3/8-16
127-2800	1 3/4	2 3/4	4 1/2	3/8	2 3/8-16
127-3200	2	3 5/16	4 1/2	1/2	2 1/2-13



Pump Coupler

Part Number	Spline Size	Round Bore	Keyway Size
10180616	1 1/8 x 6	1	1/4
10220614	1 3/8 x 6	7/8	3/16
10220615	1 3/8 x 6	15/16	1/4
10220616	1 3/8 x 6	1	1/4
10222116	1 3/8 x 21	1	1/4
10220618	1-3/8 x 6	1-1/8	1/4



PTO ADAPTERS & ACCESSORIES

SPLINED SHAFTS



Splined Shafts

Part No.	Size	Spline	Length
* 03-32-00390	1"	6 Spline	10"
* 03-32-00391	1 1/8"	6 Spline	10"
* 03-32-00392	1 1/4"	6 Spline	10"
* 03-32-00393	1 1/4"	10 Spline	10"
03-32-00394	1 3/8"	6 Spline	10"
* 03-32-00396	1 1/2"	6 Spline	10"
* 03-32-00397	1 5/8"	6 Spline	10"
03-32-00398	1 3/4"	6 Spline	10"

* Non-stock call for price and availability.



Extension Shafts

Part No.	Spline	Spline	Length
03-32-00356	1 3/8"-6	1 3/8"-6	9"
* 03-32-00357	1 3/8"-6	1 1/8"-6	9"

* Non-stock call for price and availability.



Involute Splined Shafts

Part No.	No. of Splines	Spline Description	Spline O.D.	Shaft Length
* 03-32-00023	9	16/32" DP 30° PA	.625"	6"
03-32-00024	13	16/32" DP 30° PA	.875"	6"
03-32-00044	15	16/32" DP 30° PA	1.000"	8"
* 03-32-00025	14	12/24" DP 30° PA	1.250"	10"
03-32-00395	21	16/32" DP 30° PA	1.375"	10"
* 03-32-00038	16	10/20" DP 30° PA	1.700"	10"
* 03-32-00026	13	8/16" DP 30° PA	1.750"	10"
* 03-32-00399	27	16/32" DP 30° PA	1.750"	10"
* 03-32-00039	16	8/16" DP 30° PA	2.125"	10"

* Non-stock call for price and availability.

PTO ADAPTERS & ACCESSORIES



SPLINED COUPLINGS

Splined Couplings

Part No.	Splined Size	O.D	Length
03-32-00336	3/4"-6 SPLINE	1 3/8"	2 1/2"
* 03-32-00337	7/8"-6 SPLINE	1 3/8"	2 1/2"
* 03-32-00340	31/32"-10 SPLINE (IHC CUB & KUBOTA)	1 3/8"	2 3/4"
03-32-00338	1"-10 SPLINE	1 3/8"	2 1/2"
03-32-00341	1"-6 SPLINE	1 3/8"	2 3/4"
* 03-32-00344	1 1/8"-6 SPLINE	1 9/16"	2 3/4"
03-32-00342	1 1/4"-6 SPLINE	1 7/8"	3 1/4"
* 03-32-00348	1 1/4"-10 SPLINE	1 3/4"	3 3/4"
03-32-00345	1 3/8"-6 SPLINE	1 3/4"	3 3/4"
* 03-32-00365	1 3/8"-10 SPLINE	1 3/4"	3"
* 03-32-00347	1 1/2"-6 SPLINE	1 7/8"	3 3/4"
* 03-32-00367	1 1/2"-10 SPLINE	1 7/8"	3"
* 03-32-00349	1 5/8"-6 SPLINE	2"	3 3/4"
* 03-32-00346	1 3/4"-6 SPLINE	2 1/4"	3 3/4"

* Non-stock call for price and availability.



Involute Splined Couplings

Part No.	No. of Splines	Spline Description	Spline O.D.	Coupling O.D.	Coupling Length
03-32-00027	9	16/32" DP 30° PA	.625	1 3/8"	2"
* 03-32-00066	11	16/32" DP 30° PA	.750	1 3/8"	2"
03-32-00028	13	16/32" DP 30° PA	.875	1 3/8"	3"
03-32-00043	15	16/32" DP 30° PA	1.000	1 1/2"	3"
03-32-00029	14	12/24" DP 30° PA	1.250	1 3/4"	3"
03-32-00350	21	16/32" DP 30° PA	1.375	1 3/4"	3"
* 03-32-00320	20	12/24" DP 30° PA	1.750	2 1/4"	3 3/4"
* 03-32-00030	13	8/16" DP 30° PA	1.750	2 1/4"	3 3/4"
03-32-00351	27	16/32" DP 30° PA	1.750	2 1/4"	3"

* Non-stock call for price and availability.

Positive locking, fast on and off P.T.O. Pins, replacing bolts and cotter pins. Saves time with a more secure hitch. Parco Lubrite® finish prevents rust. Pin size 5/16" diameter x 2 5/8" long.



Power Take-off Pin

Part No.
03-34-00037


PTO ADAPTERS & ACCESSORIES

MODEL 390 PTO SPEED CHANGER

Adapts up to 125 H.P. tractor to all P.T.O. operated field equipment.

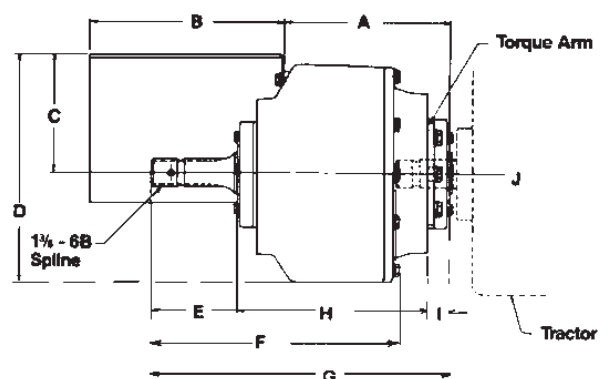
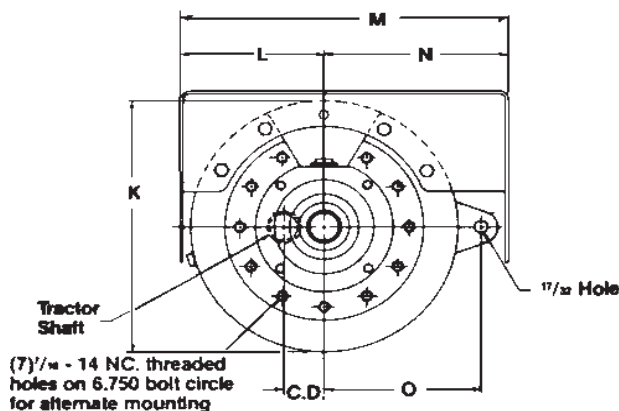
Features

- Unit takes input horsepower up to 125!
- Alloy steel, heat treated gears don't shy away from jolts and shock loads.
- Rugged, cast iron housing protects the unit for long, trouble free service.
- Tapered roller bearings give quiet performance and long life.
- Double lip, spring loaded seals keep lubricant where it belongs.
- Alloy shaft and spline sleeve add to strength and dependability.
- Unit minimizes P.T.O. shaft overhung load and drive line angularity.
- Minimum offset between tractor P.T.O. and speed changer extension minimizes drive line adjustment.
- Easily installed and removed.
- Five (5) models, three (3) ratios to fit most applications.
- Safety shield included.
- New fuel saver 1.48:1 ratio, permits engine to idle and maintain 540 RPM of speed changer extension, thereby saving fuel.
- **Drop ship only call for price and availability**



PTO

Assembly No.	02-20-06206-390	02-20-06207-390	02-20-06208-390	02-20-06209-390	02-20-06210-390
Ratio	1.89:1 Reducer	1.89:1 increaser	1.89:1 Reducer	1.48:1 Reducer	1.48:1 Reducer
Tractor RPM	1000	540	1000	800	800
Drive Line RPM	540	1000	540	540	540
Female Spline	1 3/8"-21 Inv.	1 3/8"-6 B	1 3/4"-20 Inv.	1 3/8"-21 Inv.	1 3/4"-20 Inv.
Male Spline	1 3/8"-6 B	1 3/8"-21 Inv.	1 3/8"-6 B	1 3/8"-6 B	1 3/8"-6 B
C.D. Center Distance	1.60	1.60	1.60	1.10	1.10
A	8 1/8"	7 5/8"	8 11/32"	8 1/8"	8 11/32"
B	9 1/2"	9 1/2"	9 1/2"	9 1/2"	9 1/2"
C	5 3/4"	5 3/4"	5 3/4"	5 3/4"	5 3/4"
D	11 1/8"	11 1/8"	11 1/8"	11 1/8"	11 1/8"
E	4 1/4"	3 9/16"	4 1/4"	4 1/4"	4 1/4"
F P.T.O. Ext.	11 5/8"	10 15/16"	10 31/32"	11 5/8"	10 31/32"
G	14 5/8"	13 15/16"	14 27/32"	14 5/8"	14 27/32"
H	10 3/8"	9 3/8"	10 19/32"	10 3/8"	10 19/32"
I	1 1/16"	1"	1 5/16"	1 1/16"	1 5/16"
J	5 3/8"	5 3/8"	5 3/8"	5 3/8"	5 3/8"
K	10 3/4"	10 3/4"	10 3/4"	10 3/4"	10 3/4"
L	5 3/4"	5 3/4"	5 3/4"	5 3/4"	5 3/4"
M	13 1/8"	13 1/8"	13 1/8"	13 1/8"	13 1/8"
N	7 7/8"	7 7/8"	7 7/8"	7 7/8"	7 7/8"
O	6 9/32"	7 7/8"	6 9/32"	6 25/32"	6 25/32"



PTO ADAPTERS & ACCESSORIES

CONEFLEX SHAFT COUPLERS



Standard Type
Coupling Halves



Heavy Duty "R" Type

Inserts

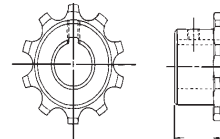
Part Number	Series	Bore	Part Number	Series	Bore
233-0206	2	3/8"	233-0311	3	11/16"
233-0207	2	7/16"	233-0312	3	3/4"
233-0208	2	1/2"	233-0314	3	7/8"
233-0209	2	9/16"	233-0315	3	15/16"
233-0210	2	5/8"	233-0316	3	1"
233-0212	2	3/4"	233-0318	3	1 1/8"
233-0214	2	7/8"	233-0412	4	3/4"
233-0304	3	1/4"	233-0414	4	7/8"
233-0305	3	5/16"	233-0416	4	1"
233-0306	3	3/8"	233-0418	4	1 1/8"
233-0307	3	7/16"	233-0419	4	1 3/16"
233-0308	3	1/2"	233-0420	4	1 1/4"
233-0309	3	9/16"	233-0423	4	1 7/16"
233-0310	3	5/8"			

Part No.	Description
234-0200	#2 Standard Insert
234-H200	#2 Heavy Duty Insert
234-0300	#3 Standard Insert
234-H300	#3 Heavy Duty Insert
234-0400	#4 Standard Insert
234-H400	#4 Heavy Duty Insert

PTO

ROLLER CHAIN FLEXIBLE COUPLERS

Coupling Half



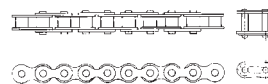
Part No.	Bore	No. of Teeth	Chain Size	Length Thru	Approx. Wt.
*029-0800	1/2	10	50	1 1/8	.56
*029-1000	5/8	10	50	1 1/8	.50
*029-1200	3/4	10	50	1 1/8	.50
*029-1400	7/8	10	50	1 1/8	.44
031-0800	1/2	10	60	1 1/4	.88
*031-0900	9/16	10	60	1 1/4	.83
031-1000	5/8	10	60	1 1/4	.83
031-1100	11/16	10	60	1 1/4	.75
031-1200	3/4	10	60	1 1/4	.75
*031-1300	13/16	10	60	1 1/4	.75
031-1400	7/8	10	60	1 1/4	.69
*031-1500	15/16	10	60	1 1/4	.69
031-1600	1	10	60	1 1/4	.63
*031-1700	1 1/16	10	60	1 1/4	.63
031-1800	1 1/8	10	60	1 1/4	.56
032-1000	5/8	12	60	1 7/16	1.50
032-1200	3/4	12	60	1 7/16	1.44
*032-1300	13/16	12	60	1 7/16	1.38
032-1400	7/8	12	60	1 7/16	1.38
*032-1500	15/16	12	60	1 7/16	1.32
032-1600	1	12	60	1 7/16	1.25
*032-1700	1 1/16	12	60	1 7/16	1.25
032-1800	1 1/8	12	60	1 7/16	1.19
*032-1900	1 3/16	12	60	1 7/16	1.13
032-2000	1 1/4	12	60	1 7/16	1.13
032-2200	1 3/8	12	60	1 7/16	1.00
032-2300	1 7/16	12	60	1 7/16	.88

Coupling Half

Part No.	Bore	No. of Teeth	Chain Size	Length Thru	Approx. Wt.
*033-1600	1	12	80	2	3.44
*033-1700	1 1/16	12	80	2	3.38
*033-1800	1 1/8	12	80	2	3.25
*033-1900	1 3/16	12	80	2	3.19
033-2000	1 1/4	12	80	2	3.13
*033-2200	1 3/8	12	80	2	3.00
*033-2300	1 7/16	12	80	2	2.88
*033-2400	1 1/2	12	80	2	2.88
*033-2600	1 5/8	12	80	2	2.63
033-2800	1 3/4	12	80	2	2.50

Furnished with standard keyway and setscrew.

Special round, hex and spline bore sizes available in coupling halves by quotation. Hardened teeth available on coupling halves by special order.



Coupling Chain

Part No.	Chain Size	Fits (No. of Teeth)	Approx. WT
*030-1050	50	10	.38
030-1060	60	10	.56
030-1260	60	12	.69
*030-1280	80	12	1.63

* Direct ship only. Call for price and availability.

PTO ADAPTERS & ACCESSORIES

LOVE JOY REPLACEMENT JAW COUPLINGS



Hubs & Spiders Sold Separately

Love Joy Replacement Hub Part No.	Bore Sizes Available	Set Screw Size	Key Way	Hub Dia	Length Thru Bore	Spider Part Numbers	
						Buna-N Rubber	Hytre
L035 -bore	1/8, 3/16, 1/4, 5/16, 3/8	6-32	NONE	0.625	0.266	L035N	L035H
L050 -bore	1/4, 5/16, 3/8, 7/16, 1/2	1/4-20	NONE	1.063	0.625	L050N	L050H
	9/16	1/4-20	1/8				
	5/8	1/4-20	NONE				
L070 -bore	1/4, 5/16, 3/8, 7/16, 1/2	1/4-20	NONE	1.375	0.770	L070N	L070H
	9/16	1/4-20	1/8				
	5/8, 11/16, 3/4	1/4-20	3/16				
L075 -bore	1/4, 5/16, 3/8, 7/16, 1/2	1/4-20	NONE	1.750	0.813	L075N	L075H
	9/16	1/4-20	1/8				
	5/8, 11/16, 3/4, 13/16, 7/8	1/4-20	3/16				
L090 -bore	1/4, 5/16, 3/8, 7/16, 1/2	5/16-18	NONE	2.125	1.813	L090N	L090N
	9/16	5/16-18	1/8				
	5/8, 11/16, 3/4, 13/16, 7/8	5/16-18	3/16				
	15/16, 1	5/16-18	1/4				
L095 -bore	7/16, 1/2, 9/16	5/16-18	NONE	2.125	1.000	L095N	L095H
	9/16	5/16-18	1/8				
	5/8, 11/16, 3/4, 13/16, 7/8	5/16-18	3/16				
	7/8, 15/16, 1, 1 1/16, 1 1/8	5/16-18	1/4				
L099 -bore	7/16, 1/2	5/16-18	NONE	2.531	1.063	L099N	L099H
	9/16	5/16-18	1/8				
	5/8, 11/16, 3/4, 13/16, 7/8	5/16-18	3/16				
	7/8, 15/16, 1, 1 1/16, 1 1/8, 1 3/16	5/16-18	1/4				
L100 -bore	7/16, 1/2	5/16-18	NONE	2.531	0.981	L0100N	L0100H
	9/16	5/16-18	1/8				
	5/8, 7/8, 11/16, 3/4	5/16-18	3/16				
	15/16, 1, 1 1/16, 1 1/8, 1 3/16, 1 1/4	5/16-18	1/4				
	1 5/16, 1 3/8	5/16-18	5/16				
L110 -bore	5/8, 11/16, 3/4, 13/16, 7/8	3/8-16	3/16	3.313	1.688	L0110N	L0110H
	15/16, 1, 1 1/16, 1 1/8, 1 3/16, 1 1/4	3/8-16	1/4				
	1 5/16, 1 3/8	3/8-16	5/16				
	1 1/2, 1 9/16, 1 5/8, 1 7/16	3/8-16	3/8				
		3/8-16	3/8				
L150 -bore	1/8	6-32	NONE	3.750	1.750	L0150N	L0150H
	3/4, 13/16, 7/8	3/8-16	3/16				
	15/16, 1, 1 1/16, 1 3/16, 1 1/4	3/8-16	1/4				
	1 5/16, 1 3/8	3/8-16	5/16				
	1 3/8, 1 7/16, 1 1/2, 1 9/16, 1 5/8, 1 11/16, 1 3/4	3/8-16	3/8				
	1 7/8	3/8-16	1/2				
		3/8-16	1/2				
L190 -bore	1/8	6-32	NONE	4.000	2.125	L0190N	L0190H
	3/4, 13/16, 7/8	1/2-13	3/16				
	15/16, 1, 1 1/16, 1 3/16, 1 1/4	1/2-13	1/4				
	1 5/16, 1 3/8	1/2-13	5/16				
	1 7/16, 1 1/2, 1 9/16, 1 5/8, 1 11/16, 1 3/4	1/2-13	3/8				
	1 7/8, 1 15/16, 2, 2 1/16, 2 1/8	1/2-13	1/2				
		1/2-13	1/2				
L225 -bore	3/4, 13/16, 7/8	1/2-13	3/16	4.250	2.500	L0225N	L0225H
	15/16, 1 3/16, 1 5/16, 1, 1 1/16, 1 1/8, 1 3/8, 1 1/4	1/2-13	1/4				
	1 5/16, 1 3/8	1/2-13	5/16				
	1 7/16, 1 1/2, 1 9/16, 1 5/8, 1 11/16, 1 3/4	1/2-13	3/8				
	1 7/8, 1 15/16, 2, 2 1/16, 2 3/16, 2 1/4, 2 1/8	1/2-13	1/2				
		1/2-13	1/2				
		1/2-13	5/8				
		1/2-13	5/8				

Ordering Example L190-3/4

PTO

HOSE ASSEMBLIES

GATES PCI AND PCII POWER CLEAN PRESSURE WASHER HOSE ASSEMBLIES

PCI And PCII Power Clean Pressure Washer Hose Assemblies Have Been Developed By Gates To Meet The Toughest Needs Of The Pressure Washer Industry. Designed To Hold Up To The Abuse, The Hot Water And Chemi-



Recommended for: Heavy duty use on hot and cold water high pressure cleaning equipment where heavy duty service is required. Flexible. Use Bend Restrictors to extend service life.

Note: Not recommended for steam service.

Tube: Type C2 (Modified Nitrile). Black. Specially compounded to handle high pressure water service.

Reinforcement: High tensile steel one-wire braid (PCI) and high tensile steel two-wire braid (PCII).

Cover: Type C2 (Modified Nitrile). Black. Specially compounded to handle pressure washer environment.

Temperature Range: Laboratory tested for normal service from -40°F to +200°F (-40°C to +93°C). Equipment manufacturers must test and approve any assemblies used at temperatures above maximum rating. Increased operation temperatures will reduce hose assembly service life

Inspection: Used assemblies should be checked for obvious signs of stress or abuse before any operation; look for abrasions, cuts, coupling movement or leakage, exposure to chemicals, blistering or loose cover,

PCI and PCII Pressure Washer Hose Assemblies Are Available In Three Different Configurations: Solid/Solid Male Pipe, Solid/Swivel Male Pipe And Swivel/Swivel Male Pipe Thread. We Stock Both 3/8" And 1/2" Hose In The Following Lengths. All Come With Bend Restrictors on Both Ends. Please Order by Part No.

HOSE ASSEM.

PCI						PCII			
LGTH.	SIZE	HOSE TYPE	PART NO. SOLID/SOLID	PART NO. SOLID/SWIVEL	PART NO. SWIVEL/SWIVEL	HOSE TYPE	PART NO. SOLID/SOLID	PART NO. SOLID/SWIVEL	PART NO. SWIVEL/SWIVEL
3/8" HOSE									
20'	3/8"	PCI	PCI6-20	PCI6-SW-20	PCI6-2SW-20	PCII	PCII6-20	PCII6-SW-20	PCII6-2SW-20
25'	3/8"	PCI	PCI6-25	PCI6-SW-25	PCI6-2SW-25	PCII	PCII6-25	PCII6-SW-25	PCII6-2SW-25
*30'	3/8"	PCI	PCI6-30	PCI6-SW-30	PCI6-2SW-30	*PCII	PCII6-30	PCII6-SW-30	PCII6-2SW-30
*40'	3/8"	PCI	PCI6-40	PCI6-SW-40	PCI6-2SW-40	*PCII	PCII6-40	PCII6-SW-40	PCII6-2SW-40
*50'	3/8"	PCI	PCI6-50	PCI6-SW-50	PCI6-2SW-50	*PCII	PCII6-50	PCII6-SW-50	PCII6-2SW-50
60'	3/8"	PCI	PCI6-60	PCI6-SW-60	PCI6-2SW-60	PCII	PCII6-60	PCII6-SW-60	PCII6-2SW-60
70'	3/8"	PCI	PCI6-70	PCI6-SW-70	PCI6-2SW-70	PCII	PCII6-70	PCII6-SW-70	PCII6-2SW-70
75'	3/8"	PCI	PCI6-75	PCI6-SW-75	PCI6-2SW-75	PCII	PCII6-75	PCII6-SW-75	PCII6-2SW-75
*100'	3/8"	PCI	PCI6-100	PCI6-SW-100	PCI6-2SW-100	*PCII	PCII6-100	PCII6-SW-100	PCII6-2SW-100
1/2" HOSE									
20'	1/2"	PCI	PCI8-20	PCI8-SW-20	PCI8-2SW-20	PCII	PCII8-20	PCII8-SW-20	PCII8-2SW-20
25'	1/2"	PCI	PCI8-25	PCI8-SW-25	PCI8-2SW-25	PCII	PCII8-25	PCII8-SW-25	PCII8-2SW-25
30'	1/2"	PCI	PCI8-30	PCI8-SW-30	PCI8-2SW-30	PCII	PCII8-30	PCII8-SW-30	PCII8-2SW-30
*40'	1/2"	PCI	PCI8-40	PCI8-SW-40	PCI8-2SW-40	*PCII	PCII8-40	PCII8-SW-40	PCII8-2SW-40
*50'	1/2"	PCI	PCI8-50	PCI8-SW-50	PCI8-2SW-50	*PCII	PCII8-50	PCII8-SW-50	PCII8-2SW-50
60'	1/2"	PCI	PCI8-60	PCI8-SW-60	PCI8-2SW-60	PCII	PCII8-60	PCII8-SW-60	PCII8-2SW-60
70'	1/2"	PCI	PCI8-70	PCI8-SW-70	PCI8-2SW-70	PCII	PCII8-70	PCII8-SW-70	PCII8-2SW-70
75'	1/2"	PCI	PCI8-75	PCI8-SW-75	PCI8-2SW-75	PCII	PCII8-75	PCII8-SW-75	PCII8-2SW-75
*100'	1/2"	PCI	PCI8-100	PCI8-SW-100	PCI8-2SW-100	*PCII	PCII8-100	PCII8-SW-100	PCII8-2SW-100

* Bulk Hose And Couplings Are Available For Gates Crimpers Only. We Stock PCI And PCII Hose In Pre-Cut Lengths As Shown By Asterisks above. Use Standard PC Stems. Ferrule And Bend Restrictor Part Numbers Are Shown In Specifications Below.

MIN. CATALOG DESCRIPTION	HOSE I.D. (IN.)	HOSE O.D. (IN.)	RATED W.P. (PSI)	BEND RADIUS (IN.)	WT. PER 100 FT (LBS.)	CRIMP DIA. (+ .010)	FERRULE PART NO.	BEND RESTRICTOR PART NO.
PCI	3/8	.68	3,000	5.0	23	.820	6PC1FA	7277-1050
PCI	1/2	.82	2,500	7.0	28	.960	8PC1FA	7277-1051
PCII	3/8	.73	4,000	5.0	35	.880	6PCIFA	7277-1052-5
PCII	1/2	.86	3,500	7.0	42	.980	8PCIFA	7277-10 53-5

HOSE ASSEMBLIES

GATES WASHMASTER PRESSURE WASHER HOSE ASSEMBLIES

Washmaster Pressure Washer Hose Assemblies Have Been Developed By Gates To Meet The Needs Of The Pressure Washer Industry. Designed To Hold Up To The Abuse, The Hot Water And Chemicals That Cause Hydraulic Hose And Other



Recommended for: light duty use on hot and cold water high pressure cleaning equipment. Extremely flexible, light weight and easy to handle. Use bend restrictors to extend service life.

Note: Not recommended for steam service.

Tube: Type C2 (Modified Nitrile). Black. Specially compounded to handle pressure washer service..

Reinforcement: High tensile steel one-wire braid

Cover: Type C2 (Modified Nitrile). Black. Specially compounded to handle high pressure water service.

Temperature Range: Laboratory tested for normal service form -40°F to +200°F (-40°C to +93°C). Equipment manufactures will reduce hose assembly service life.

Inspection: Used assemblies should be checked for obvious signs of stress or abuse before any operation; look for abrasions, cuts, coupling movement or leakage, exposure to chemicals, blistering or loose cover, exposed reinforcement, etc. Inspect all hoses at specific intervals. If the hose fails the visual inspection, it should be removed form service and replaced.

Washmaster Pressure Washer Hose Assemblies Are Available In Three Different Configurations: Solid/Solid Male Pipe, Solid/Swivel Male Pipe And Swivel/Swivel Male Pipe Thread. We Stock 3/8" Hose In The Following Lengths. All Come With Bend Restrictors on Both Ends. Please Order by Part No

WASHMASTER HOSE					
LGTH.	SIZE	HOSE TYPE	PART NO. SOLID/SOLID	PART NO. SOLID/SWIVEL	PART NO. SWIVEL/SWIVEL
3/8" HOSE					
25'	3/8	WM6	WM6-25	WM6-SW-25	WM6-2SW-25
*30'	3/8	WM6	WM6-30	WM6-SW-30	WM6-2SW-30
*40'	3/8	WM6	WM6-40	WM6-SW-40	WM6-2SW-40
*50'	3/8	WM6	WM6-50	WM6-SW-50	WM6-2SW-50
75'	3/8	WM6	WM6-75	WM6-SW-75	WM6-2SW-75
*100'	3/8	WM6	WM6-100	WM6-SW-100	WM6-2SW-100

* **Bulk Hose And Couplings Are Available For Gates Crimpers Only.** We Stock Washmaster Hose In Pre-Cut Lengths As Shown By Asterisks above. Use Standard PC Stems. Ferrule And Bend Restrictors Part Numbers Are Shown In Specifications Below.

SPECIFICATIONS								
CATALOG DESCRIPTION	HOSE I.D. (IN.)	HOSE O.D. (IN.)	RATED W.P. (PSI)	MIN. BEND RADIUS (IN.)	WT. PER 100 FT. (LBS.)	CRIMP DIA. (+ -.010)	FERRULE PART NO.	BEND RESTRICTOR PART NO.
WM6-30	3/8	.64	3,000	2.5	11	.770	5PC1FA	7277-1051
WM6-40	3/8	.64	3,000	2.5	11	.770	5PC1FA	7277-1051
WM6-50	3/8	.64	3,000	2.5	11	.770	5PC1FA	7277-1051
WM6-100	3/8	.64	3,000	2.5	11	.770	5PC1FA	7277-1051

WARNING: DO NOT MIX & MATCH! USE ONLY GATES HOSE & FITTINGS WITH A GATES MACHINE & PROPER CRIMPING DATA.

HOSE ASSEM.

HOSE ASSEMBLIES

PRESSURE WASHER HOSE ACCESSORIES

Straight-Through Quick Disconnect Couplers for Pressure Washers

Features - E Series

- Interchangeable with Parker ST, Foster FST, Hansen, and Amflo CST.
- Valveless design offers full unrestricted flow and minimal pressure drop.
- Easily cleaned when more than one media must be used.
- Ideal coupler for pressure washers, carpet cleaners, and mold coolant lines.
- Stainless and steel plugs are hardened for resistance to breaking under pressure surges and high cycle rates.
- Brass and stainless steel plugs are available for increased corrosion resistance.
- Socket design of 3/8" - 3" offers 9 or more locking balls.
- Socket offers brass body and brass sleeve 1/4" through 1" and brass body and steel sleeve 1 1/4" through 3".



Female Threads				
BODY AND THREAD SIZE	BRASS SOCKETS	STEEL	BRASS	STAINLESS
1/4	*2EF2	*E2F2	E2F2-B	E2F2-S
3/8	*3EF3	*E3F3	E3F3-B	E3F3.S
1/2	*4EF4	*E4F4	E4F4-B	-
3/4	*6EF6	*E6F6	E6F6.B	-
1	8EF8	E8F8	E8F8-8	-
1 1/4	10EF10	E10F10	-	-
1 1/2	12EF12	E12F12	-	-
2	16EF16	E16F16	-	-

SOCKETS, BRASS: 251-2EF2, 251-3EF3, 251-4EF4
PLUGS, STEEL: 251-E2F2, 251-E3F3, 251-E4F4

***STOCK ITEMS:
CALL FOR PRICING
ON THE REST.**

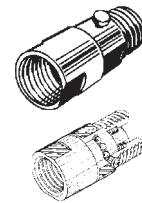
STAINLESS STEEL PLUGS AVAILABLE CALL FOR PRICES

Features

- Thrust ball bearing design insures fingertip rotation at 2500 PSI
- Supported "O" ring is leak proof to 5000 PSI. Structure will withstand any schedule 40 stainless steel pipe system pressure.
- Minimum outside diameter, but maximum flow. Equivalent to any hose coupling.
- All stainless steel construction (type 303 wetted). Buna "O" ring with polyurethane back up ring.

Live Hose Swivel


OVERALL PART NO.	LIST DESCRIPTION	LENGTH	PRICES
B S1025	1/4" MPT x 1/4" FPT	1 7/8"	
B S1038	3/8" MPT x 3/8" FPT	2"	
B S1050	1/2" MPT x 1/2" FPT	2 1/4"	
S1025RK	Repair Kit for 1/4" Swivel		CALL FOR PRICES
S1038RK	Repair Kit for 3/8" Swivel		
S1050RK	Repair Kit for 1/2" Swivel		



Heavy Duty - Orange

- Completely Oil-Proof
- Withstands Roughest Service
- 175 P. S. I. Working Pressure
- Lightweight
- Abrasion Resistant
- Male Pipe Swivel Fittings & Spring Guards Included, Both Ends On 1/4", 3/8" & 1/2" Assemblies
- Male Pipe Rigid Both Ends on 3/4"

RECOIL AIR HOSE



HEAVY DUTY RECOIL HOSE ASSEMBLIES MALE PIPE SWIVEL BOTH ENDS				
ASSEMBLY LENGTH	PART NO. 1/4 I. D. COUPLED	PART NO. 3/8 I. D. COUPLED	PART NO. 1/2 I. D. COUPLED	PART NO. 3/4 I. D. COUPLED
5 FT.- COUPLED	RC4-05	RC6-05	RC8-05	RC9-05
10 FT.- COUPLED	RC4-10	RC6-10	RC8-10	RC9-10
15 FT.- COUPLED	RC4-15	RC6-15	RC8-15	RC9-15
25 FT.-COUPLED	RC4-25	RC6-25	RC8-25	RC9-25
50 FT.- COUPLED	RC4-50	RC6-50	RC8-50	RC9-50
100FT.-COUPLED	RC4-100	RC6-100	RC8-100	RC9-100

BULK RECOIL HOSE 100'- NO FITTINGS			
1/4"	3/8"	1/2"	3/4"
320-4015-08100	320-4015-12100	320-4051-16000	323-18000

RECOIL HOSE FITTING COMPLETE WITH SPRING AND FERRULE		
HOSE SIZE	1/4" RECOIL HOSE FITTINGS	PART NO 1/4" RECOIL FITTINGS
1/4	MALE-SWIVEL	320-4403-6084
1/4	MALE-SOLID	320-4403-10842
1/4	FEMALE-SOLID	320-4403-3084
1/4	MALE ELBOW	320-4403-4084
3/8	MALE-SWIVEL	320-4403-6126
3/8	MALE-SOLID	320-4403-11261
3/8	MALE-ELBOW	320-4403-4126
3/8	FEMALE-SOLID	320-4403-3126
1/2	MALE-SWIVEL	320-4403-6168
1/2	MALE-SOLID	320-4403-11682
3/4	MALE SOLID	323-4403-01800

HOSE ASSEMBLIES

AIR AND WATER HOSE ASSEMBLIES

NEW: We Are Now Offering From Stock A Wide Selection Of Premade Air Hose Assemblies. All Of The Following Have Rigid Male Pipe Both Ends.

SYNFLEX 3630 LOW-PRESSURE GENERAL PURPOSE HOSE,

A PROVEN FIELD TESTED PERFORMER. LONG WEARING WITH EXCELLENT RESISTANCE TO ABRASION, NICKING AND IMPACT.

Recommended for: Air, water, most fluids, many chemicals & industrial water.

Not Recommended for: Aromatic hydro-carbons, ketones or chlorinate solvents.

Dark Features:

- 250 PSI WP with a 4:1 safety factor at 150°.
- Resistant to ultra-violet light, color change and stress cracking.
- Assemblies are blue, but this hose is also available in gray, red, or yellow.
- Also available in multi-line.

See Industrial Hose Section for More Information.



Part No.	I. D. In.	Max. Length	Fitting Size Male NPT-Rigid	Type	Cover	Max. WP. PSI
PH3634-25	1/4	25'	1/4	PVC	BLUE	250
PH3634-50	1/4	50'	1/4	PVC	BLUE	250
PH3636-25	3/8	25'	3/8	PVC	BLUE	250
PH3636-50	3/8	50'	3/8	PVC	BLUE	250
PH3638-25	1/2	25'	1/2	PVC	BLUE	250
PH3638-50	1/2	50'	1/2	PVC	BLUE	250

HOSE ASSEM.

GATES DURA-FLEX.

Applications Requiring Maximum Flexibility with Medium Oil Resistance.

Recommended for: Medium air, petroleum based ag. sprays, water hose to 200° F. Low pressure hydraulic lines, liquid fertilizers. **See our industrial hose section for more information.**

GATES PREMO-FLEX

Applications Requiring a Premium Grade Hose.

With excellent flexibility and maximum resistance to air, water, petroleum oils, gasoline, kerosene, weather and ozone. **See our industrial hose section for more information.**

Part No.	I. D. In.	Lgth. Ft.	Fitting Size Male NPT-Rigid	Type	Cover	Max. W.P. PSI
DF32004-25	1/4"	25'	1/4	Rubber	Red	250
DF32004-50	1/4"	50'	1/4	Rubber	Red	250
DF32006-25	3/8"	25'	3/8	Rubber	Red	250
DF32006-50	3/8"	50'	3/8	Rubber	Red	250
DF32008-25	1/2"	25'	1/2	Rubber	Red	250
DF32008-50	1/2"	50'	1/2	Rubber	Red	250
DF320012-25	3/4"	25'	3/4	Rubber	Red	250
DF320012-50	3/4"	25'	3/4	Rubber	Red	250

Part No.	I. D. In.	Lgth. Ft.	Fitting Size Male NPT-Rigid	Type	Cover	Max. W.P. PSI
PF32054-25	1/4"	25'	1/4	Rubber	Red	250
PF32054-50	1/4"	50'	1/4	Rubber	Red	250
PF32056-25	3/8"	25'	3/8	Rubber	Red	250
PF32056-50	3/8"	50'	3/8	Rubber	Red	250
PF32058-25	1/2"	25'	1/2	Rubber	Red	250
PF32058-50	1/2"	50'	1/2	Rubber	Red	250
PF320512-25	3/4"	25'	3/4	Rubber	Red	250
PF320512-50	3/4"	25'	3/4	Rubber	Red	250

HOSE ASSEMBLIES

3/8" AND 1/2" SLEEVED HYDRAULIC HOSE ASSEMBLIES

Dayco/Eastman's FARMEX I and FARMEX II are designed specifically for the high pressure systems on today's agricultural equipment.

Temperature range: -40 TO +200 F.

Specify FARMEX II for higher pressure applications and a more economical price than conventional braid hose.



3/8" HYDRAULIC HOSE ASSEMBLIES

ONE WIRE - SOLID ENDS		ONE WIRE - ONE SWIVEL END		TWO WIRE-SOLID ENDS		TWO WIRE - ONE SWIVEL END	
3/8" I.D., 1-Wire 3/8 Male Pipe x 3/8 Male Pipe Sleeved Assemblies Working pressure 2,500 psi		3/8" I.D., 1-Wire 3/8 Male Pipe X 3/8 Male Pipe Swivel. Sleeved Assemblies Working pressure 2,500 psi		3/8" I.D., 2-Wire 3/8 Male Pipe x 3/8 Male Pipe Sleeved Assemblies Working pressure 4,000 psi		3/8" I.D., 2-Wire 3/8 Male Pipe x 3/8 Male Pipe Swivel. Sleeved Assemblies Working pressure 4,000 psi	
PART #	OVERALL LENGTH	PART #	OVERALL LENGTH	PART #	OVERALL LENGTH	PART #	OVERALL LENGTH
NFS61012	12"	NFS61012X	12"	NFS62012	12"	NFS62012X	12"
NFS61015	15"	NFS61018X	18"	NFS62015	15"	NFS62018X	18"
NFS61018	18"	NFS61024X	24"	NFS62018	18"	NFS62024X	24"
NFS61024	24"	NFS61030X	30"	NFS62024	24"	NFS62030X	30"
NFS61030	30"	NFS61036X	36"	NFS62030	30"	NFS62036X	36"
NFS61036	36"	NFS61048X	48"	NFS62036	36"	NFS62048X	48"
NFS61048	48"	NFS61060X	60"	NFS62048	48"	NFS62060X	60"
NFS61060	60"	NFS61072X	72"	NFS62060	60"	NFS62072X	72"
NFS61072	72"	NFS61084X	84"	NFS62072	72"	NFS62084X	84"
NFS61084	84"	NFS61096X	96"	NFS62084	84"	NFS62096X	96"
NFS61096	96"	NFS61108X	108"	NFS62096	96"	NFS62108X	108"
NFS61108	108"	NFS61120X	120"	NFS62108	108"	NFS62120X	120"
NFS61120	120"	NFS61132X	132"	NFS62120	120"	NFS62132X	132"
NFS61132	132"	NFS61144X	144"	NFS62132	132"	NFS62144X	144"
NFS61144	144"	NFS61168X	168"	NFS62144	144"	NFS62156X	156"
NFS61156	156"			NFS62156	156"		

1/2" HYDRAULIC HOSE ASSEMBLIES

ONE WIRE - SOLID ENDS		ONE WIRE - ONE SWIVEL END		TWO WIRE - SOLID ENDS		TWO WIRE - ONE SWIVEL END	
1/2" I.D., 1 - Wire 1/2 Male pipe x 1/2 Male pipe Sleeved Assemblies Working pressure 2,500 psi		1/2" I.D., 1 - Wire 1/2 Male Pipe x 1/2 Male Pipe Swivel. Sleeved Assemblies Working pressure 2,500 psi		1/2" I.D., 2 - Wire 1/2 Male Pipe x 1/2 Male Pipe Sleeved Assemblies Working pressure 3,500 psi		1/2" I. D., 2 - Wire 1/2 Male Pipe x 1/2 Male Pipe Swivel. Sleeved Assemblies Working pressure 3,500 psi	
PART #	OVERALL LENGTH	PART #	OVERALL LENGTH	PART #	OVERALL LENGTH	PART #	OVERALL LENGTH
NFS81012	12"	NFS81012X	12"	NFS82012	12"	NFS82012X	12"
NFS81015	15"	NFS81018X	18"	NFS82015	15"	NFS82018X	18"
NFS81018	18"	NFS81024X	24"	NFS82018	18"	NFS82024X	24"
NFS81024	24"	NFS81030X	30"	NFS82024	24"	NFS82030X	30"
NFS81030	30"	NFS81036X	36"	NFS82030	30"	NFS82036X	36"
NFS81036	36"	NFS81048X	48"	NFS82036	36"	NFS82042X	42"
NFS81042	42"	NFS81060X	60"	NFS82042	42"	NFS82048X	48"
NFS81048	48"	NFS81072X	72"	NFS82048	48"	NFS82060X	60"
NFS81060	60"	NFS81084X	84"	NFS82060	60"	NFS82072X	72"
NFS81072	72"	NFS81096X	96"	NFS82072	72"	NFS82084X	84"
NFS81084	84"	NFS81108X	108"	NFS82084	84"	NFS82096X	96"
NFS81096	96"	NFS81120X	120"	NFS82096	96"	NFS82108X	108"
NFS81108	108"	NFS81132X	132"	NFS82108	108"	NFS82120X	120"
NFS81120	120"	NFS81144X	144"	NFS82120	120"	NFS82144X	144"
NFS81132	132"	NFS81180X	180"	NFS82132	132"		
NFS81144	144"	NFS81192X	192"	NFS82144	144"		
NFS81156	156"			NFS82156	156"		
NFS81168	168"			NFS82168	168"		
NFS81180	180"			NFS82180	180"		

HOSE
ASSEM.

HOSE ASSEMBLIES

FARMEX SLEEVED HYDRAULIC HOSE ASSEMBLIES

Dayco/Eastman's FARMEX I and FARMEX II are designed specifically for the high pressure systems on today's agricultural equipment. Temperature range: -40° TO +200°F.

Specify FARMEX II for higher pressure applications and a more economic price than conventional braid hose.



(FARMEX I) 1/2" AND 3/8" HYDRAULIC HOSE ASSEMBLIES

1/2" MALE PIPE HOSE ASSEMBLIES



SOLID MALE PIPE BOTH ENDS

1/2" I.D., 1 - Wire Braid
1/2 Male pipe x 1/2 Male pipe
Sleeved Assemblies
Working pressure 2,500 psi

FARMEX I exceeds SAE 100R1, Type AT

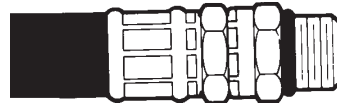
3/8" HOSE ASSEMBLIES WITH 3/4 - 16 "O" RING FITTINGS.



SOLID MALE O-RING BOTH ENDS

3/8" I.D., 1 - Wire Braid
3/4-16 "O" Ring Fittings,
Sleeved Assemblies
Working pressure 2,500 psi

FARMEX I exceeds SAE 100R1, Type AT



SWIVEL MALE O-RING ONE END

3/8" I.D., 1-Wire Braid
3/4-16 "O" Ring Fittings
Sleeved Assemblies
Working pressure 2,500 psi

PART NUMBER	OVERALL LENGTH	PART NUMBER	OVERALL LENGTH
NFS81012	12"	NFS81120	120"
NFS81015	15"	NFS81132	132"
NFS81018	18"	NFS81144	144"
NFS81024	24"	NFS81156	156"
NFS81030	30"	NFS81168	168"
NFS81036	36"	NFS81180	180"
NFS81042	42"		
NFS81048	48"		
NFS81060	60"		
NFS81072	72"		
NFS81084	84"		
NFS81096	96"		
NFS81108	108"		

PART NUMBER	OVERALL LENGTH	PART NUMBER	OVERALL LENGTH
NFSR61024	24"	NFSR61024X	24"
NFSR61036	36"	NFSR61036X	36"
NFSR61048	48"	NFSR61048X	48"
NFSR61060	60"	NFSR61060X	60"
NFSR61072	72"	NFSR61072X	72"
NFSR61084	84"	NFSR61084X	84"
NFSR61092	92"	NFSR61092X	92"
NFSR61096	96"	NFSR61096X	96"
NFSR61108	108"	NFSR61108X	108"
NFSR61120	120"	NFSR61120X	120"
NFSR61132	132"	NFSR61132X	132"
NFSR61144	144"	NFSR61144X	144"
NFSR61156	156"	NFSR61156X	156"

(FARMEX II) 1/2" HYDRAULIC HOSE ASSEMBLIES

1/2" MALE PIPE HOSE ASSEMBLIES

1/2" I. D., 2 - Wire Braid
1/2 Male Pipe x 1/2 Male Pipe
Sleeved Assemblies
Working pressure 3,500 psi



SOLID MALE PIPE BOTH ENDS

FARMEX II exceeds SAE 100R2, Type AT

PART NUMBER	OVERALL LENGTH	PART NUMBER	OVERALL LENGTH
NFS82012	12"	NFS82084	84"
NFS82015	15"	NFS82096	96"
NFS82018	18"	NFS82108	108"
NFS82024	24"	NFS82120	120"
NFS82030	30"	NFS82132	132"
NFS82036	36"	NFS82144	144"
NFS82042	42"	NFS82156	156"
NFS82048	48"	NFS82168	168"
NFS82060	60"	NFS82180	180"
NFS82072	72"		

HOSE ASSEM.

CUTTING & HARVEST PARTS


CUTTING & HARVEST PARTS

Hardened Aftermarket Knife Sections

Knives come in
10 piece
Blister Packs



Will Not Bend Longer Lasting
Self Sharpening
Reduce Wear on
Cutting System



Knives come in
25 piece boxes




PART NUMBER	Qty.	OEM REPLACEMENT NUMBER	TYPE OF SECTION	FIGURE NUMBER
				page 13
AGCO SCHUMACHER				
420-100-073	25 pc box	71135135 & 71122784	Regular	11
420-100-074	25 pc. box	71135135 & 71122784	Course	11
CASE/IH SCHUMACHER				
420-100-071	25 pc box	82672063, B9333D	Regular	2
420-100-072	25 pc box	82672063, B9333D	Course	2
JOHN DEERE SCHUMACHER				
420-100-085	25 pc box	H136807	Regular	2
420-100-070	25 pc box	H136807	Course	2
NEW HOLLAND SCHUMACHER				
420-100-075	25 pc box	9622744	Regular	2
420-100-076	25 pc box	9622744	Course	2
SCHUMACHER EASY-CUT				
420-100-045	25 pc box	EASY CUT CONVERSION KITS	Regular	2
420-100-058	25 pc box	EASY CUT CONVERSION KITS	Course	2

Note: Add a BP to Part Number of Blister Pack example 420-100-073BP

CUTTING & HARVEST PARTS

SCHUMACHER EASY CUT CUTTING PARTS

Easy-Cut Cutting System High Quality, Effective and Efficient




The Easy-Cut Section

The greatest damage to knives and guards is caused by bent sections. With Easy-Cut sections, this is eliminated because the entire knife section is heat treated, not just the cutting edge as with conventional made sections. Therefore the section does not bend. This considerably lengthens the life of the knife and reduces damage to the guards

All Easy-Cut sections are secured with special serrated bolts. The shoulder of the bolt wedges itself in the section and the knifback. Self locking nuts ensure a secure and durable joint. A wide variety of Easy-Cut knife sections are available to match your crops cutting conditions. The cutouts in the center of the section, help clean out residue buildup and also reduces the weight of the knife.

The sections are not chromed. They are painted and have a self sharpening effect. Chromed sections have a surface that is much harder than the guard and wear the guards faster and do not stay sharp. Also, chrome plating is a very hazardous process and an environmental concern.



The Sectional Knife

All Schumacher cutterbar knives are manufactured as sectional knives. So now you can transport a sickle bar of any length in a car, pickup or ship it by overnight carrier. The spliced knife assemblies can be packaged in easy to handle 2.40 m (7' - 9') or less segments to virtually eliminate delays in delivery, damage in transport or injury in handling.

Dealers can make up any length of knife from a minimal amount of segments. The special knife joint allows the sectional knife to perform in the same way as a one piece knife and is as strong or stronger than the original knifeback.




The Double Guard

The Guard is made out of high quality spring steel with an extremely hard and wear resistant surface. Because the bottom and top of the guard are bolted to the cutterbar, the guards hardly ever bend and never have the top lip break off, a common problem of standard guards.

This extraordinary high stability has made the use of croplifters much more reliable, even under extreme working conditions. Beveled guard cutting edges hold the crop more firmly, and do not pull it into the cutting gap; this considerably improves the discharge of the cut crop.

The cutting forces and therefore the power expanded is reduced substantially. The depth of hardening on the cutting edge of the guard is increased by about 30% because of the beveled edge. As a result, the guards last longer.



The Cutting System

The combination of the Schumacher guard and cutterbar knife create a cutting system which can be used for cutting almost everything in the world of forestry and agriculture. Even onions or hedges present no problem to the Schumacher system.

With the wide variety of Easy-Cut sections available, it ensures that the system can be universally applied to many different crops under many different conditions. The design of the Easy-Cut guard also eliminates hold down clamps, shims and all of the adjusting that goes with them. Unlike other cutting systems, there's no upward pressure on the knife.

With the section alternately cutting against the top and bottom of the guards, the cutting edges stay close together. Because the knife remains balanced, you get the top cutting performance from start to finish. And with our system always in balance, it keeps cutting under more severe conditions, it's easier to drive, and we have less breakage.



CUTTING
PARTS

CUTTING & HARVEST PARTS

SCHUMACHER EASY CUT CUTTING PARTS

New Style Schumacher Complete EASY-CUT System
with **Roller Guides** Fits most Combines



SCH ROLLER GUIDES



Replace our standard spacer bar on machines equipped with the SCH Easy Cut knife system. This roller guide only works with our knife system. Why use the SCH Roller Guide? Typically a wear plate supports the knife. With today's wider platforms and demand for better cutting performance this leads to more wear on the knifeback and spacer bars. The SCH roller guide reduces the friction on the knifeback and allows the knife to run smoother for superior cutting performance.

The roller guides are made with a hardened roller, sealed bearings and a cap to keep the dirt out. With reduced knife resistance, there is less load on the wobble box. Replace existing spacer bars on current SCH Easy Cut systems or a new conversion kit can be ordered with Roller Guides. When replacing worn spacer bars, a new knifeback is required to maintain proper tolerances.



The advantages of converting to the SCH Roller Guides

- Less knifeback wear.
- Less friction.
- Less knifeback breakage.
- Easier knife insertion.
- Less power required to drive the knife.
- Less platform vibration.

use roller guides every 18"
Single roller guides

Part Number	Description
82806	Counter Roller Display
15449	SCH Roller Guide 6 Hole 5MM - 18" in length
15450	SCH Roller Guide 6 Hole 6MM - 18" in length

USE AN "R" IN THE KIT NUMBER INSTEAD OF A "U" WHEN ORDERING COMPLETE KITS WITH ROLLERS

CUTTING & HARVEST PARTS

SCHUMACHER EASY CUT CUTTING PARTS

DROP SHIP

AGCO COMBINE CUTTERBAR KITS

All Kits Include: Assembled sectionalized knives, knifehead less bearing, guards and hardware. We will also include 10 extra sections with hardware and two guards. Knives sold separately do not include knifehead.

AGCO HART CARTER GENERATION III SERIES 2

COMPLETE KITS (WEAR BAR)		COMPLETE KITS (ROLLER GUIDE)	
Kit Part Numbers	Description	Kit Part Numbers	Description
UAGCOAC2-13'FK	13' Flex Kit Complete w/Wear Bar	RAGCOAC2-13'FK	13Ft Flex Kit Complete w/Roller Guides
USCHB-13'K	13' Knife	USCHB-13'K	13Ft Knife Only
UAGCOAC2-15'FK	15' Flex Kit Complete	RAGCOAC2-15'FK	15Ft Flex Kit Complete w/Roller Guides
USCHB-15'K	15' Knife	USCHB-15'K	15Ft Knife Only
UAGCOAC2-16'FK	16' Flex Kit Complete	RAGCOAC2-16'FK	16Ft Flex Kit Complete w/Roller Guides
USCHB-16'K	16' Knife	USCHB-16'K	16Ft Knife Only
UAGCOAC2-18'FK	18' Flex Kit Complete	RAGCOAC2-18'FK	18Ft Flex Kit Complete w/Roller Guides
USCHB-18'K	18' Knife	USCHB-18'K	18Ft Knife Only
UAGCOAC2-20'FK	20' Flex Kit Complete	RAGCOAC2-20'FK	20Ft Flex Kit Complete w/Roller Guides
USCHB-20'K	20' Knife	USCHB-20'K	20Ft Knife Only
UAGCOAC2-22'FK	22' Flex Kit Complete	RAGCOAC2-22'FK	22Ft Flex Kit Complete w/Roller Guides
USCHB-22'K	22' Knife	USCHB-22'K	22Ft Knife Only
UAGCOAC2-24'FK	24' Flex Kit Complete	RAGCOAC2-24'FK	24Ft Flex Kit Complete w/Roller Guides
USCHB-24'K	24' Knife	USCHB-24'K	24Ft Knife Only

INDIVIDUAL PARTS

Individual Parts:		Individual Parts:	
Part Number	Description	Part Number	Description
15449	SCH Roller Guide 6 Hole 5MM	SCH KNIFE #2	Knife Head Section (32 sections)
10619	14MM Double Guard	SCH KNIFE #3	Knife Middle Section (27 sections)
10698	14MM O/T First Guard	SCH KNIFE #4	Knife End Section (28 sections)
10719	14MM Triple Guard	SCH KNIFE #5	Knife End Section (22 sections)
11252	Knifehead K28 Less Bearing	SCH KNIFE #6	Knife End Section (14 sections)
		SCH KNIFE #7	Knife End Section (8 sections)
		U420100008	Splice Kit
		420-100-058	ProCut Section Coarse
		U104201002	Section Bolt & Nut Pkg (50pcs)

AGCO SERIES 3 FLEX & RIGID HEADS EARLY MODELS

COMPLETE KITS (WEAR BAR)		COMPLETE KITS (ROLLER GUIDE)	
Kit part Numbers	Description	Kit part Numbers	Description
UAGCOAC3-13'FK	13' Flex Kit Complete	RAGCOAC3-13'FK	13' Flex Kit Complete
USCHB-13'K	13' Knife	USCHB-13'K	13' Knife
UAGCO AC3-15"FK	15' Flex Kit Complete	RAGCO AC3-15"FK	15' Flex Kit Complete
USCHB-15'K	15' Knife	USCHB-15'K	15' Knife
UAGCOAC3-16'FX	16' Flex Kit Complete	RAGCOAC3-16'FX	16' Flex Kit Complete
USCHB-16'K	16" Knife	USCHB-16'K	16" Knife
UAGCOAC3-20'FK	20' Flex Kit Complete	RAGCOAC3-20'FK	20' Flex Kit Complete
USCHB-20'K	20' Knife	USCHB-20'K	20' Knife
UAGCOAC3-20'RK	20' Rigid Kit Complete	RAGCOAC3-20'RK	20' Rigid Kit Complete
USCHB045-20'K	20' Knife	USCHB045-20'K	20' Knife
UAGCOAC3-25'RK	25' Rigid Kit Complete	RAGCOAC3-25'RK	25' Rigid Kit Complete
USCHB045-25'K	25' Knife	USCHB045-25'K	25' Knife
UAGCOAC3-27'RK	27' Rigid Kit Complete	RAGCOAC3-27'RK	27' Rigid Kit Complete
USCHB045-27'K	27' Knife	USCHB045-27'K	27' Knife
UAGCOAC3-30'RK	30' Rigid Kit Complete	RAGCOAC3-30'RK	30' Rigid Kit Complete
USCHB045-30'K	30' Knife	USCHB045-30'K	30' Knife

INDIVIDUAL PARTS

Individual Parts:		Individual Parts:	
Part Number	Description	Part Number	Description
10616	12MM Double Guard	SCH KNIFE #5	Knife End Section Flex (22 sections)
10697	12MM O/T First Guard	SCH KNIFE #5 045	Knife End Section Rigid (22 sections)
10743	16MM 4 Hole Spacer Bar	SCH KNIFE #6	Knife End Section Flex (14 sections)
11195	Knifehead K9 Less Bearing	SCH KNIFE #6 045	Knife End Section Rigid (14 sections)
SCH KNIFE #2	Knife Head Section Flex (32 sections)	SCH KNIFE #7	Knife End Section Flex (8 sections)
SCH KNIFE #2 045	Knife Head Section Rigid (32 sections)	SCH KNIFE #7 045	Knife End Section Rigid (8 sections)
SCH KNIFE #3	Knife Middle Section Flex (27 sections)	U420100008	Splice Kit
SCH KNIFE #3 045	Knife Middle Section Rigid (27 sections)	420-100-058	ProCut Section Coarse
SCH KNIFE #4	Knife End Section Flex (28 sections)	U104201002	1Section Bolt & Nut Pkg (50pcs)
SCH KNIFE #4 045	Knife End Section Rigid (28 sections)	U104201002	Section Bolt & Nut Pkg (50pcs)

CUTTING PARTS

CUTTING & HARVEST PARTS

SCHUMACHER EASY CUT CUTTING PARTS

DROP SHIP

All Kits Include: Assembled sectionalized knives, knifehead less bearing, guards and hardware. We will also include 10 extra sections with hardware and two guards. Knives sold separately do not include knifehead.

AGCO (FLEX) COMBINE CUTTERBAR KITS

AGCO 300 SERIES LATE MODEL & 400,500,700,800 SERIES

COMPLETE KITS (WEAR BAR)		COMPLETE KITS (ROLLER GUIDE)	
Kit Part Numbers	Description	Kit Part Numbers	Description
UAGCO500-13'FK	13' Flex Kit Complete	RAGCO500-13'FK	13' Flex Kit Complete
USCHA-13'K	13' Knife	USCHA-13'K	13' Knife
UAGCO500-15'FK	15' Flex Kit Complete	RAGCO500-15'FK	15' Flex Kit Complete
USCHA-15'K	15' Knife	USCHA-15'K	15' Knife
UAGCO500-16'FK	16' Flex Kit Complete	RAGCO500-16'FK	16' Flex Kit Complete
USCHA-16'K	16' Knife	USCHA-16'K	16' Knife
UAGCO500-18'FK	18' Flex Kit Complete	RAGCO500-18'FK	18' Flex Kit Complete
USCHA-18'K	18' Knife	USCHA-18'K	18' Knife
UAGCO500-20'FK	20' Flex Kit Complete	RAGCO500-20'FK	20' Flex Kit Complete
USCHA-20'K	20' Knife	USCHA-20'K	20' Knife
UAGCO500-25'K	25' Flex Kit Complete	RAGCO500-25'K	25' Flex Kit Complete
USCHA-25'K	25' Knife	USCHA-25'K	25' Knife
UAGCO500-27'FK	27' Flex Kit Complete	RACO500-27'FK	27' Flex Kit Complete
USCHA-27'K	27' Knife	USCHA-27'K	27' Knife
UAGCO500-30'FK	30' Flex Kit Complete	RACO500-30'FK	30' Flex Kit Complete
USCHA-30'K	30' Knife	USCHA-30'K	30' Knife

INDIVIDUAL PARTS			
Individual parts:		Individual parts:	
Part Number	Description	Part Number	Description
10616	12mm Double Guard	SCH KNIFE #4	Knife Tail Section Flex
10697	12mm O/T First Guard	SCH KNIFE #5	Knife Tail Section Flex
U410100001	12mm Guard C/O Bottom	SCH KNIFE #6	Knife Tail Section Flex
10743	6mm 4 Hole Spacer Bar	SCH KNIFE #7	Knife Tail Section Flex
10733	6mm 3 Hole Spacer Bar	U420100008	Splice Kit
11222	Knifehead K23 No Bearing	420-100-058	Easy-Cut section 7 ser.per inch 25 pc
SCH KNIFE #1	Knife Head Section Flex	420-100-058BP	Easy-Cut Section 7 ser. per inch 10 pc
SCH KNIFE #3	Knife Middle Section Flex	10923	Half Section

AGCO (RIGID) COMBINE CUTTERBAR KITS

AGCO 300 SERIES LATE MODEL & 400,500,700,800 SERIES

COMPLETE KITS (WEAR BAR)		COMPLETE KITS (ROLLER GUIDE)	
Kit Part Numbers	Description	Kit Part Numbers	Description
UAGCO500-18'RK	18' Rigid Kit Complete	RAGCO500-18'RK	18' Rigid Kit Complete
USCHA045-18'K	18' Knife	USCHA045-18'K	18' Knife
UAGCO500-20'RK	20' Rigid Kit Complete	RAGCO500-20'RK	20' Rigid Kit Complete
USCHA045-20'K	20'Knife	USCHA045-20'K	20'Knife
UAGCO500-25'RK	25' Rigid Kit Complete	RAGCO500-25'RK	25' Rigid Kit Complete
USCHA045-25'K	25' Knife	USCHA045-25'K	25' Knife
UAGCO500-27'RK	27' Rigid Kit Complete	RAGCO500-27'RK	27' Rigid Kit Complete
USCHA045-27'K	27' Knife	CHA045-27'K	27' Knife
UAGCO500-30'RK	30' Rigid Complete	RAGCO500-30'RK	30' Rigid Complete
USCHA045-30'K	30' Knife	USCHA045-30'K	30' Knife

INDIVIDUAL PARTS			
Individual parts:		Individual parts:	
Part Number	Description	Part Number	Description
10616	12mm Double Guard	SCH KNIFE #4	Knife Tail Section Flex
10697	12mm O/T First Guard	SCH KNIFE #5	Knife Tail Section Flex
U410100001	12mm Guard C/O Bottom	SCH KNIFE #6	Knife Tail Section Flex
10743	6mm 4 Hole Spacer Bar	SCH KNIFE #7	Knife Tail Section Flex
10733	6mm 3 Hole Spacer Bar	U420100008	Splice Kit
11222	Knifehead K23 No Bearing	420-100-058	Easy-Cut section 7 ser.per inch 25 pc
SCH KNIFE #1	Knife Head Section Flex	420-100-058BP	Easy-Cut Section 7 ser. per inch 10 pc
SCH KNIFE #3	Knife Middle Section Flex	10923	Half Section

CUTTING PARTS

CUTTING & HARVEST PARTS

SCHUMACHER EASY CUT CUTTING PARTS

DROP SHIP

All Kits Include: Assembled sectionalized knives, knifehead less bearing, guards and hardware. We will also include 10 extra sections with hardware and two guards. Knives sold separately do not include knifehead.

AGCO COMBINE CUTTERBAR KITS FLEX

MODEL AGCO 800-9000 Series 7/8" Head					
Part Num.	Description	Qty	Part Num.	Pack	Units Description
UAGCO8-9000-18'FK	18Ft Flex Kit Complete		RAGCO8-9000-18'FK	18Ft Flex Kit Complete w/Roller Guides	
USCHA-18'K	18Ft Knife Only		USCHA-18'K	18Ft Knife Only	
UAGCO8-9000-20'FK	20Ft Flex Kit Complete		RAGCO8-9000-20'FK	20Ft Flex Kit Complete w/Roller Guides	
USCHA-20'K	20Ft Knife Only		USCHA-20'K	20Ft Knife Only	
UAGCO8-9000-25'FK	25Ft Flex Kit Complete		RAGCO8-9000-25'FK	25Ft Flex Kit Complete w/Roller Guides	
USCHA-25'K	25Ft Knife Only		USCHA-25'K	25Ft Knife Only	
UAGCO8-9000-30'FK	30Ft Flex Kit Complete		RAGCO8-9000-30'FK	30Ft Flex Kit Complete w/Roller Guides	
USCHA-30'K	30Ft Knife Only		USCHA-30'K	30Ft Knife Only	
INDIVIDUAL PARTS					
Individual Parts:			Individual Parts:		
Part Number	Description		Part Number	Description	
15450	Roller Guide 6 Hole 6MM		SCH KNIFE #4	Knife End Section (28 Sections)	
10616	12MM Double Guard		SCH KNIFE #5	Knife End Section (22 Sections)	
10697	12MM O/T First Guard		SCH KNIFE #6	Knife End Section (14 Sections)	
U410100001	12MM Guard C/O Bottom		SCH KNIFE #7	Knife End Section (8 Sections)	
10743	6MM 4 Hole Spacer Bar		U420100008	Splice Kit	
10733	6MM 3 Hole Spacer Bar		420-100-058	Pro-Cut Section Coarse	
13997	Knifehead K23 7/8" Thread		U104201002	Section Bolt & Nut Pkg (50 Pcs)	
SCH KNIFE #1	Knife Head Section (1/2 & 32 Sections)				
SCH KNIFE #3	Knife Middle Section (27 Sections)				

AGCO COMBINE CUTTERBAR KITS FLEX

AGCO MASSEY 9750, 8560, 8570, 8920, 9250, 9300, 9520, 9650			
COMPLETE KITS (WEAR BAR)		COMPLETE KITS (ROLLER GUIDE)	
Kit Part Numbers	Description	Kit Part Numbers	Description
UMF9750-15'FK	16' Flex Kit Complete	RMF9750-15'FK	16' Flex Kit Complete
USCHA-15'K	15' Knife	USCHA-15'K	15' Knife
UMF9750-16FK	16' Flex Kit Complete	RMF9750-16FK	16' Flex Kit Complete
USCHA-16'K	16' Knife	USCHA-16'K	16' Knife
UMF9750-20'FK	20' Flex Kit Complete	RMF9750-20'FK	20' Flex Kit Complete
USCHA-20'K	20' Knife	USCHA-20'K	20' Knife
UMF9750-22'FK	22' Flex Kit Complete	RMF9750-22'FK	22' Flex Kit Complete
USCHA-20'K	22' Knife	USCHA-20'K	22' Knife
UMF9750-24'FK	24' Flex Kit Complete	RMF9750-24'FK	24' Flex Kit Complete
USCHA-24'K	24' Knife	USCHA-24'K	24' Knife
UMF9750-30'FK	30' Flex Kit Complete	RMF9750-30'FK	30' Flex Kit Complete
USCHA-30'K	30' Knife	USCHA-30'K	30' Knife
INDIVIDUAL PARTS			
Individual Parts:		Individual Parts:	
Part Number	Description	Part Number	Description
10619	14mm Double Guard	SCH KNIFE #4	Knife Tail Section Flex
10698	14mm O/T First Guard	SCH KNIFE #5	Knife Tail Section Flex
10719	14mm Triple Guard	SCH KNIFE #6	Knife Tail Section Flex
10742	5mm 4 Hole Spacer Bar	SCH KNIFE #7	Knife Tail Section Flex
10732	5mm 3 Hole Spacer Bar	U420100008	Splice Kit
11255	Knifehead K23 No Bearing	420-100-058	Easy-Cut section 7 ser.per inch 25 pc
SCH KNIFE #1	Knife Head Section Flex	420-100-058BP	Easy-Cut Section 7 ser. per inch 10 pc
SCH KNIFE #3	Knife Middle Section Flex	10923	Half Section

CUTTING PARTS

CUTTING & HARVEST PARTS

SCHUMACHER EASY CUT CUTTING PARTS

CASE IH COMBINE CUTTERBAR KITS

DROP SHIP

All Kits Include:

Assembled sectionalized knives, knifehead less bearing, guards and hardware. We will also include 10 extra sections with hardware and two guards. Knives sold separately do not include knifehead.

CASE IH MODEL 820 FLEX HEADER

COMPLETE KITS (WEAR BAR)

Kit Part Numbers	Description
UCIH820-15'FK	15' Flex Kit Complete
USCHA-15'K	15' Knife
UCIH820-16.5'FK	16.5' Flex Kit Complete
USCHA-16.5'K	16.5' Knife
UCIH820-17.5'FK	17.5' flex Kit Complete
USCHA-17.5'K	17.5' Knife
UCIH820-20'FK	20' Flex Kit Complete
USCHA-20'K	20' Knife
UCIH820-22.5'FK	22.5' Flex Kit Complete
USCHA-22.5'K	22.5' Knife

COMPLETE KITS (ROLLER GUIDE)

Kit Part Numbers	Description
RCIH820-15'FK	15' Flex Kit Complete
USCHA-15'K	15' Knife
RCIH820-16.5'FK	16.5' Flex Kit Complete
USCHA-16.5'K	16.5' Knife
RCIH820-17.5'FK	17.5' flex Kit Complete
USCHA-17.5'K	17.5' Knife
RCIH820-20'FK	20' Flex Kit Complete
USCHA-20'K	20' Knife
RCIH820-22.5'FK	22.5' Flex Kit Complete
USCHA-22.5'K	22.5' Knife

INDIVIDUAL PARTS

Individual Parts: Part Number	Description
10628	17mm Double Guard
10682	17mm Head Guard
10722	17mm Triple Guard
10743	6mm 4 Hole Spacer Bar
10733	6mm 3 Hole Spacer Bar
11226	Knifehead K20 No Bearing
10040	6mm lock Nut
10067	6x18 Head Bolt
10072	6x28 Head Bolt
10931	6x16 Section Bolt
10937	Threaded Insert For Connector Bar

Individual Parts: Part Number	Description
10941	Threaded Insert For Knifehead
SCH KNIFE #1	Knife Head Section
SCH KNIFE #3	Knife Middle Section
SCH KNIFE #4	Knife Tail Section
SCH KNIFE #5	Knife Tail Section
SCH KNIFE #6	Knife Tail Section
SCH KNIFE #7	Knife Tail Section
U420100008	Splice Kit
U104201002	Section Nut & Bolt Pack 50 Each
420-100-058	Easy-Cut section 7 ser.per inch 25 pc
420-100-058BP	Easy-Cut Section 7 ser. per inch 10 pc
10923	Half Section

CASE IH MODEL 1020 FLEX HEADER

COMPLETE KITS (WEAR BAR)

Kit Part Numbers	Description
UCIH1020-15'FK	15' Flex Kit Complete
USCHA-15'K	15' Knife
UCIH1020-16.5'FK	16.5' Flex Kit Complete
USCHA-16.5'K	16.5' Knife
UCIH1020-17.5'FK	17.5' Flex Kit Complete
USCHA-17.5'K	17.5' Knife
UCIH1020-20'FK	20' Flex Kit Complete
USCHA-20'K	20' Knife
UCIH1020-22.5'FK	22.5' Flex Kit Complete
USCHA-22.5'K	22.5' Knife
UCIH1020-25'FK	25' Flex Kit Complete
USCHA-25'K	25' Knife
UCIH1020-30'FK	30' Flex Kit Complete
USCHA-30'K	30' Knife

COMPLETE KITS (ROLLER GUIDES)

Kit Part Numbers	Description
RCIH1020-15'FK	15' Flex Kit Complete
USCHA-15'K	15' Knife
RCIH1020-16.5'FK	16.5' Flex Kit Complete
USCHA-16.5'K	16.5' Knife
RCIH1020-17.5'FK	17.5' Flex Kit Complete
USCHA-17.5'K	17.5' Knife
RCIH1020-20'FK	20' Flex Kit Complete
USCHA-20'K	20' Knife
RCIH1020-22.5'FK	22.5' Flex Kit Complete
USCHA-22.5'K	22.5' Knife
RCIH1020-25'FK	25' Flex Kit Complete
USCHA-25'K	25' Knife
RCIH1020-30'FK	30' Flex Kit Complete
USCHA-30'K	30' Knife

INDIVIDUAL PARTS

Individual Parts: Part Number	Description
10628	17mm Double Guard
10682	17mm Head Guard
10722	17mm Triple Guard
10742	5mm 4 Hole Spacer Bar
10732	5mm 3 Hole Spacer Bar
11251	Knifehead K27
10040	6mm Lock Nut
10067	6x18 Head Bolt
10072	6x28 Head Bolt
10931	6x16 Section Bolt
10937	Threaded Insert For Connector Bar

Individual Parts: Part Number	Description
10941	Threaded Insert For Knifehead
SCH KNIFE #1	Knife Head Section
SCH KNIFE #3	Knife Middle Section
SCH KNIFE #4	Knife Tail Section
SCH KNIFE #5	Knife Tail Section
SCH KNIFE #6	Knife Tail Section
SCH KNIFE #7	Knife Tail Section
U420100008	Splice Kit
U104201002	Section Nut & Bolt pack 50 pc
420-100-058	Easy-Cut section 7 ser.per inch 25 pc
420-100-058BP	Easy-Cut Section 7 ser. per inch 10 pc
10923	Half Section

CUTTING & HARVEST PARTS

SCHUMACHER EASY CUT CUTTING PARTS

DROP SHIP

CASE IH COMBINE CUTTERBAR KITS

All Kits Include: Assembled sectionalized knives, knifehead less bearing, guards and hardware. We will also include 10 extra sections with hardware and two guards. Knives sold separately do not include knifehead.

CASE IH MODEL 1010 RIGID HEADER

COMPLETE KITS (WEAR BARS)		COMPLETE KITS (ROLLER GUIDE)	
Kit Part Numbers	Description	Kit Part Numbers	Description
UCIH1010-20'RK	20' Rigid Kit Complete	RCH1010-20'RK	20' Rigid Kit Complete
USCHA045-20'K	20' Knife	USCHA045-20'K	20' Knife
UCIH1010-22.5'RK	22.5' Rigid Kit Complete	RCH1010-22.5'RK	22.5' Rigid Kit Complete
USCHA045-22.5'K	22.5' Knife	USCHA045-22.5'K	22.5' Knife
UCIH1010-25'RK	25' Rigid Kit Complete	RCH1010-25'RK	25' Rigid Kit Complete
USCHA045-25'K	25' Knife	USCHA045-25'K	25' Knife
UCIH1010-30'RK	30' Flex Kit Complete	RCH1010-30'RK	30' Flex Kit Complete
USCHA045-30'K	30' Knife	USCHA045-30'K	30' Knife

INDIVIDUAL PARTS

Individual Parts:		Individual Parts:	
Part Number	Description	Part Number	Description
10619	14mm Double Guard	SCH KNIFE #1 045	Knife Head Section
10681	14mm Head Guard	SCH KNIFE #3 045	Knife Middle Section
10742	5mm 4 Hole Spacer Bar	SCH KNIFE #4 045	Knife Tail Section
11251	Knifehead K27	SCH KNIFE #5 045	Knife Tail Section
10040	6mm lock Nut	SCH KNIFE #6 045	Knife Tail Section
10067	6x18 Head Bolt	U420100008	Splice Kit
10072	6x28 Head Bolt	U104201002	Section Nut & Bolt Pack 50 pc
10931	6x16 Section Bolt	420-100-058	Easy-Cut section 7 ser.per inch 25 pc
10937	Threaded Insert For Connector Bar	420-100-058BP	Easy-Cut Section 7 ser. per inch 10 pc
10941	Threaded Insert For Knifehead	10923	Half Section

JOHN DEERE COMBINE CUTTERBAR KITS

All Kits Include: Assembled sectionalized knives, knifehead less bearing, guards and hardware. We will also include 10 extra sections with hardware and two guards. Knives sold separately do not include knifehead.

JOHN DEERE 200 & 900 SERIES

COMPLETE KITS (WEAR BARS)		COMPLETE KITS (ROLLER GUIDES)	
Kit Part Numbers	Description	Kit Part Numbers	Description
UJD900-15'FK	15' Flex Kit Complete	RJD900-15'FK	15' Flex Kit Complete
USCHB-15'K	15' Knife	USCHB-15'K	15' Knife
UJD900-18'FK	18' Flex Kit Complete	RJD900-18'FK	18' Flex Kit Complete
USCHB-18'K	18' Knife	USCHB-18'K	18' Knife
UJD900-20'FK	20' Flex Kit Complete	RJD900-20'FK	20' Flex Kit Complete
USCHB-20'K	20' Knife	USCHB-20'K	20' Knife
UJD900-22'FK	22' Flex Kit Complete	RJD900-22'FK	22' Flex Kit Complete
USCHB-22'K	22' Knife	USCHB-22'K	22' Knife
UJD900-22'RK	22' Rigid Kit Complete	RJD900-22'RK	22' Rigid Kit Complete
USCHB045-22'K	22' Knife	USCHB045-22'K	22' Knife
UJD900-25'FK	25' Flex Kit Complete	RJD900-25'FK	25' Flex Kit Complete
USCHB-25'K	25' Knife	USCHB-25'K	25' Knife
UJD900-25'RK	25' Rigid Kit Complete	RJD900-25'RK	25' Rigid Kit Complete
USCHB045-25'K	25' Knife	USCHB045-25'K	25' Knife
UJD900-30'FK	30' Flex Kit Complete	RJD900-30'FK	30' Flex Kit Complete
USCHB-30'K	30' Knife	USCHB-30'K	30' Knife
UJD900-30'RK	30' Rigid Kit Complete	RJD900-30'RK	30' Rigid Kit Complete
USCHB045-30'K	30' Knife	USCHB045-30'K	30' Knife

INDIVIDUAL PARTS

Individual Parts:		Individual Parts:	
Part Number	Description	Part Number	Description
10616	12mm Double Guard	SCH KNIFE #4 045	Knife Tail Section Rigid
10683	12mm Head Guard	SCH KNIFE #5	Knife Tail Section Flex
10717	12mm Triple Guard	SCH KNIFE #5 045	Knife Tail Section Rigid
10743	6mm 4 Hole Spacer Bar	SCH KNIFE #6	Knife Tail Section Flex
10733	6mm 3 Hole Spacer Bar	SCH KNIFE #6 045	Knife Tail Section Rigid
11207	Knifehead K12	SCH KNIFE #7	Knife Tail Section Flex
SCH KNIFE #2	Knife Head Section Flex	SCH KNIFE #7 045	Knife Tail Section Rigid
SCH KNIFE #2 045	Knife Head Section Rigid	U420100008	Splicer Kit
SCH KNIFE #3	Knife Middle Section Flex	420-100-058	Easy-Cut section 7 ser.per inch 25 pc
SCH KNIFE #3 045	Knife Middle Section Rigid	420-100-058BP	Easy-Cut Section 7 ser. per inch 10 pc
SCH KNIFE #4	Knife Tail Section Flex	10923	Half Section

CUTTING PARTS

CUTTING & HARVEST PARTS

SCHUMACHER EASY CUT CUTTING PARTS

Schumacher Cutting Parts **DROP SHIP**

Hardware	
Part Number	Description
10040	M6 Lock Nut
10931	M6 Section Bolt
10067	Bolt M6x18 10.9 (with Loctite)
10071	Bolt M 6x25 10.9
10072	Bolt M 6x28 10.9 (with Loctite)
10937	Threaded Inserts For knife connector blade
10941	Threaded Insert for Knifehead
U104201002	50 Nuts & Bolts For Sections Packed in a Clamshell
U420100008	Splice Kit for Connecting Sectional Knives

Spacer Bushings For Guards	
Part Number	Description
10667	Spacerbushing 13mm
10668	Spacerbushing 15mm
10669	Spacerbushing 16mm
10670	Spacerbushing 17mm
10671	Spacerbushing 23mm
10672	Spacerbushing 24mm
10673	Spacerbushing 14.5mm
10674	Spacerbushing 15.5mm
10676	Spacerbushing 21.5mm
10677	Spacerbushing 24.5mm
10078	Spacerbushing 25.5mm

Spacerbars	
Part Number	Description
10707	Spacerbar 5mm 2-hole
10708	Spacerbar 6mm 2-hole
10732	Spacerbar 5mm 3-hole
10733	Spacerbar 6mm 3-hole
10742	Spacerbar 5mm 4-hole
10743	Spacerbar 6mm 4-hole

All parts prices are in your Agricultural price list

Guards	
Part Number	Description
10616	Guard 12mm
10619	Guard 14mm
10628	Guard 17mm
10681	First Guard 14/32
10682	First Guard 17/35
10683	First Guard 12/30
10697	First Guard 12mm open, Reinforced from Construction year 1996
10698	First Guard 14mm open, Reinforced from Construction year 1996
10699	First Guard 17mm open, Reinforced from Construction year 1996
10717	Triple Guard 12mm
10719	Triple Guard 14mm
10722	Triple Guard 17mm
10638	Center Guard 14mm open top for Double Drive

Easy-Cut Knife Sections	
Part Number	Description
420-1000-58	Easy-Cut section 7 ser.per inch 25 pc
420-1000-58BP	Easy-Cut Section 7 ser. per inch 10 pc Blister Packed
10923	Half Section

Knifeheads	
Part Number	Description
11207	Knifehead John Deere K12 Fits 200 Though 900 Flex Series
11251	Knifehead Case IH K27 Fits Rigid & 1020 Flex Head
11227	Knifehead Case IH K20 Fits 820 Flex Head
11252	Knifehead AGCO K28 Fits Series 2 Flex Head Hart Carter
11195	Knifehead AGCO K9 Fits 300 Series Early Model Flex Head
11222	Knifehead AGCO K23 3/4" Thread Fits 400, 500, & 800 Series Flex & Rigid
13997	Knifehead AGCO K23 7/8" Thread 800 Series Flex & Rigid
11125	Knifehead Massey F Series 8450 & 8460 15 Feet Or Less (needs bearing below)
11127	Knifehead Bearing Fits Massey Ferguson SCH Knifehead 11127-420203301
11126	Knifehead Massey F K5.4 8450 & 8460 20 Feet or More (needs bearing Below)
11300	Knifehead Bearing Fits Massey Ferguson SCH Knifehead 11126-420203302
11255	Knifehead Massey F K30 Fits Rotary 8560, 8920, 9520, 9750 & 9300 Series
11213	Knifehead New Holland K14 Fits 970 Series Left-hand
11214	Knifehead New Holland K14 A Fits 970 Series Right-hand
14066	Knifehead MacDon with Bearing
14069	Knifehead MacDon 972 with Bearing
14070	Knifehead MacDon 972R with Bearing
81367	Knifehead MacDon 973 with Bearing
91368	Knifehead MacDon 973R with Bearing

CUTTING & HARVEST PARTS

SCHUMACHER EASY CUT CUTTING PARTS

Schumacher Old Number New Number X-Reference

Old Number..... New Number

011-006-018	10067
011-006-025	10071
011-006-028	10072
410-100-001	10616
410-100-003	10619
410-100-014	10628
410-100-025	10638
410-299-013	10667
410-299-017	10670
410-299-023	10671
410-299-024	10672
410-299-215	10676
410-299-255	10678
410-300-022	10681
410-300-023	10682
410-300-024	10683
410-300-037	10697
410-300-038	10698
410-300-039	10699
410-400-005	10707
410-400-006	10708
410-400-031	10712
410-400-032	10713
410-400-034	10715
410-400-036	10717
410-400-037	10719
410-400-040	10722

Old Number.....New Number

410-405-005	10732
410-405-006	10733
410-409-004	10741
410-409-005	10742
410-409-006	10743
410-412-105	10753
410-412-106	10754
420-100-005	10923
420-100-008	83607
420-100-009	80000
420-100-012	10931
420-100-017	10937
420-100-018	10941
420-203-301	11125
420-203-302	11126
420-203-303	11127
420-224-301	11195
420-227-301	11207
420-229-301	11213
420-229-302	11214
420-236-301	11222
420-236-302	13997
420-239-302	11227
420-245-301	11252
420-247-301	11255
420-278-302	11300

CUTTING & HARVEST PARTS

Rivet Tool by SmithTool®



R5002 - Punch



R1816
Punch Sleeve



R1623
Riveter
Screw



R2010
Punch Screw



R3035
Anvil



R1813
Riveter
Sleeve



R3030 Rivet Tool

New 2-way reversible anvil insert gives this tool the capability of replacing both types of rivets quickly and easily. Ideal tool for the operator who has several machines with varying sickle section fasteners. Narrow body design fits all sickles including new double tooth sections. Tool complete with all parts and instructions. Replacement parts also sold separately.

Part Number	Description
R3030	Rivet Tool
R5002	Rivet Punch
R1816	Punch Sleeve
R1623	Riveter Screw
R2010	Punch Screw
R3035	Anvil
R1813	Riveter Sleeve

Bolt Tool

Part Number
S2008



S2003
Screw



A Compact reliable tool designed to safely insert sickle bolts into, and perpendicular to, the cutter bar without distortion. **Bolts go in straight.** No hammering, no risk of bending the sickle bar or damaging the bolt head. Tool complete with all parts and instructions. Replacement parts also sold separately.

Part Number	Description
S2008	Section Bolt Tool
S2003	Screw

CUTTING & HARVEST PARTS

Ford/New Holland Sickle Head Bushings



Sickle head bushing used on Ford/New Holland mowers, mower-conditioners and windrowers.
Used as part of the drive-assembly on the sickle head assembly.

Part number	Description
BR127610	Sickle head bushing used on mower models 450 s/n 87764 & up and 455 s/n 88864 & up using head assembly #1436
BR134182	Sickle head bushing used on 460, 461, 467, and 469 mower-conditioners using head assembly #219986
BR254132	Sickle head bushing used on 477 and 479 mower-conditioners using head assemblies # 236942 & 236939.
BR76417	Sickle head bushing used on models 905, 907, 910, and 912 windrowers using head assemblies #76173, #135822 and # 137635.

New Holland Rake Tooth Holder



Part No.	Description
BR792493KIT	10 pc boxed - plated holder with bolt and nut. Fits models using 64562 rake tooth

Universal Hay Bale Counter



- Adapts to fit all models of balers using a mechanical counter
- 4 mounting holes
- Arm can be set in any position
- Spring compensates for alignment
- Push button reset
- Comes in convenient package for hanging

Part No.	Description
BC50023	Bale Counter

CUTTING & HARVEST PARTS

Knife Sections

Explanations for Type of Section

C	=	chrome	T	=	top serrated
H	=	heavy	U	=	under serrated
R	=	regular	XH	=	extra heavy
S	=	smooth			

Example: extra heavy under serrated = XHU



Sold in 10 pc blister packs and 25 pc. box



PART NUMBER	Qty.	OEM REPLACEMENT NUMBER	TYPE OF SECTION	REFERENCE NUMBER ON ACTUAL PART	FIGURE NUMBER
ALLIS CHALMERS					
168.7444.00	25 pc box	BR7116531	THC	277444	5
168.1530.50	25 pc box	BR804709	XHUC	H21530H	2
CASE/IH					
161.0333.00	25 pc box	BR826724C2	SH	M333-1/2	2
162.0333.50	25 pc box	BR826723C2	UR	ME333	2
168.0333.00	25 pc box	BR596321R4	THC	MC333-1/2CR	2
168.7606.00	25 pc box	BR457606R3	URC	457606R1	2
168.7607.50	25 pc box	BR457607R3	XHUC	457607R1	2
168.7444.00	25 pc box	BR179736C3	THC	277444	5
163.2831.50	25 pc box	BR826722C2	XHU	M228315P	2
169.0333.07B	10 pc blister pac		THC		
FORD					
163.7030.50	25 pc box	BR141198	XHU	Z7030H	1
168.1530.50	25 pc box	BR141198CR	XHUC	H21530H	1
GEHL/OWATONNA					
163.2831.50	25 pc box	BR340-32049	XHU	M22831SP	2
168.0333.00	25 pc box	BR05036 / BR600190	THC	MC333-1/2CR	2
168.7607.50	25 pc box	BR060635	XHUC	457607R1	2
169.0333.07B	10 pc blister pac		THC		
HART CARTER					
168.7444.00	25 pc box	BR277444	THC	277444	5
HESSTON					
167.9231.01	25 pc box	BR049213	TRC	MC333CR	2
168.0333.00	25 pc box	BR700705300 / BR700705299	THC	MC3331/2CR	2
168.7606.50	25 pc box	BR48009	URC	457606R1	2

Add a B to the end of the part number for Blister Pack

CUTTING & HARVEST PARTS

Knife Sections

Explanations for Type of Section					
C	=	chrome	T	=	top serrated
H	=	heavy	U	=	under serrated
R	=	regular	XH	=	extra heavy
S	=	smooth			
Example: extra heavy under serrated = XHU					



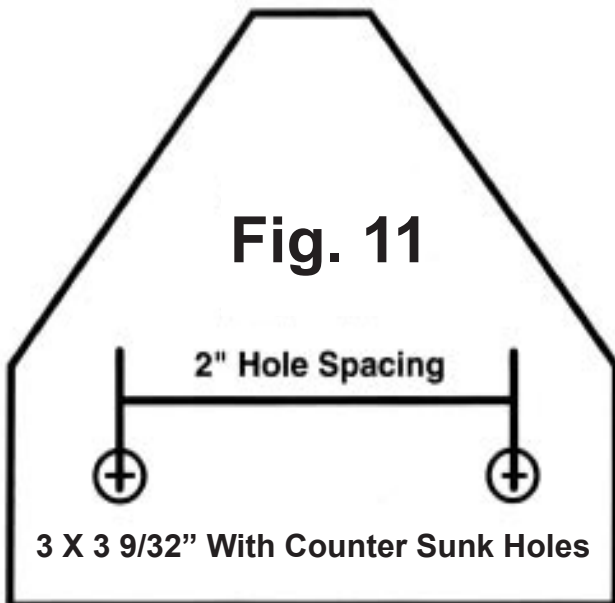
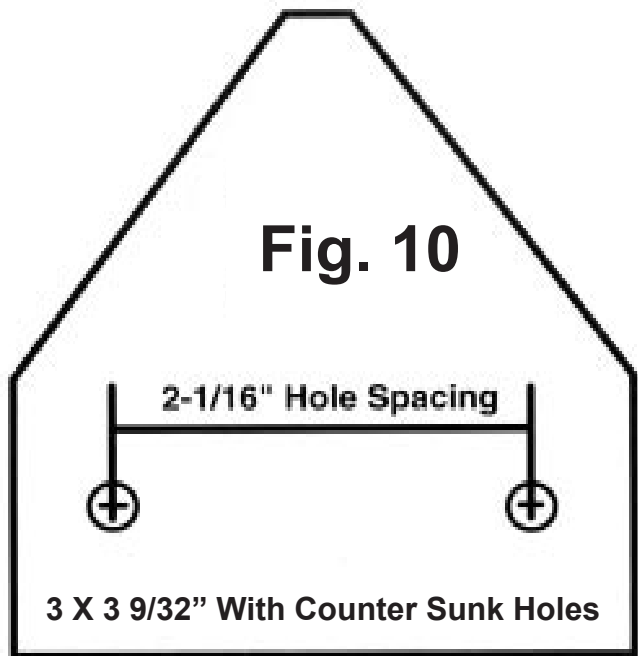
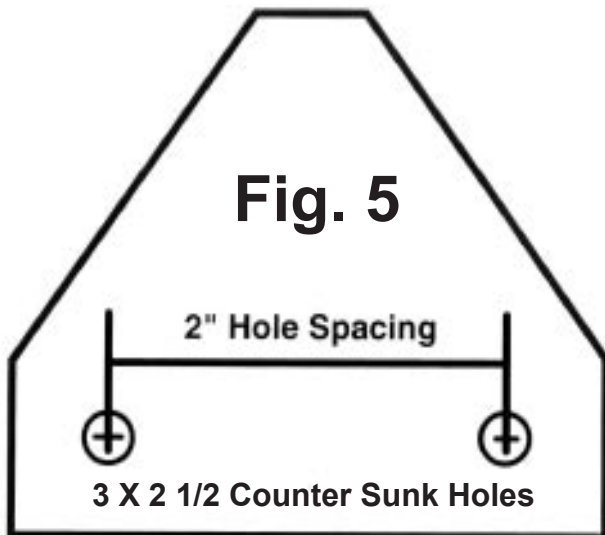
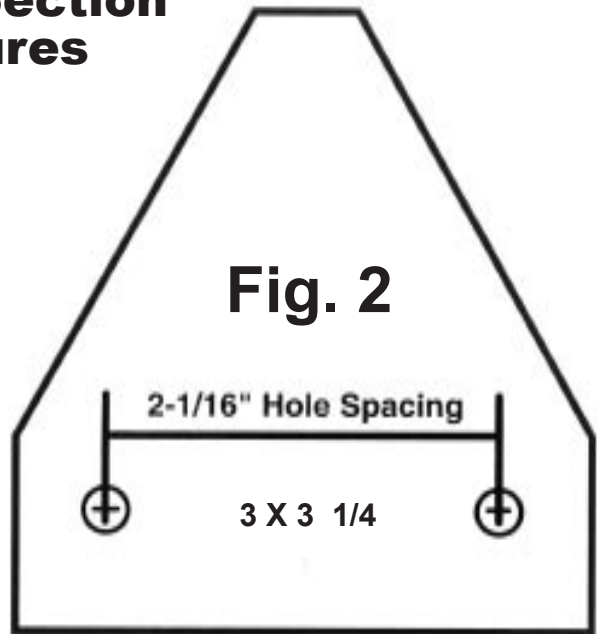
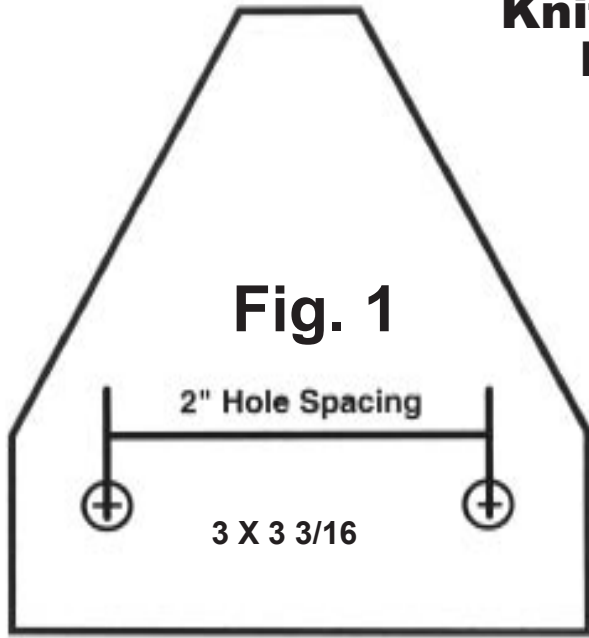
Sold in 10 pc blister packs and 25 pc. box



PART NUMBER	Qty.	OEM REPLACEMENT NUMBER	TYPE OF SECTION	REFERENCE NUMBER ON ACTUAL PART	FIGURE NUMBER
JOHN DEERE					
163.7030.50	25 pc box	BRZ7030H / BRE76373	XHU	Z7030H	1
168.1530.50	25 pc box	BRH21530 / BRE76371	XHUC	H21530H	
168.5996.00	25 pc box	BRE76370	THC	E45996	
169.0333.07B	10 pc blister pac		THC		
MASSEY FERGUSON					
163.2831.50	25 pc box	BR1036362M1 / BR683937M1	XHU	M22831SP	2
168.7444.00	25 pc. box	BR1053209M1	THC	277444	5
NEW HOLLAND					
161.0333.00	25 pc box	BR26622	SH	M333-1/2	2
162.0333.50	25 pc box	BR67630	UR	ME333	2
163.2831.50	25 pc box	BR29875	XHU	M22831SP	2
167.9213.01	25 pc box	BR604921	TRC	049213	2
168.0333.00	25 pc box	BR9622744 / BR9826090	THC	MC333-1/2CR	2
168.7606.00	25 pc box	BR604800	URC	457606R1	2
168.7607.50	25 pc box	BR706226	XHUC	457604R1	2
169.0333.07B			THC		
NEW IDEA					
163.2831.50	25 pc box	BR501017E	XHU	M22831SP	2
168.0333.00	25 pc box	BR502933	THC	MC3331/2CR	2
169.0333.07B	10		THC		

Add a B to the end of the part number for Blister Pack


Knife Section Figures



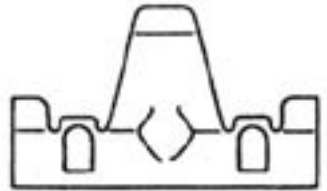
CUTTING PARTS

CUTTING & HARVEST PARTS

Wear Plates

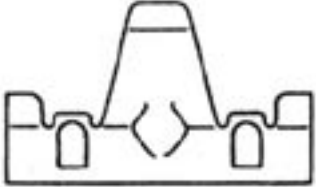
No.	Replacement for	Description		
142.0050.00	179759C1 MC468 141021	CASE/IH CASE/IH FORD		Universal/Wear Plate
142.7954.00	E47954 H101200 H84414	J.D. J.D. J.D.		Universal/Wear Plate
142.6196.00	Z5926H 206196M1	J.D. MF		Universal/Wear Plate

Knife Clips


No.	Replacement for	Description		
141.1600.01	XL1600	Universal Knife Clip low arch steel for bolted-riveted knives except Versatile		
141.1000.03	XL1000	Universal malleable low arch		
141.1600.00	XH1600	Universal knife clip high arch steel for bolted/rivet knives except HC, Love & Versatile		
141.1000.02	XA1000	Universal malleable high arch steel.		
141.1600.01	544274R1 595648R1 611759R1 Z7798H 142726 H7542 241216 K188B 1041469M1 1055108M1 130431M1 1502752M1 137651 67357 0145HS 290816	CASE/IH CASE/IH CASE/IH J.D. FORD GEHL HESSTON KOSCH MF MF MF MF NH NH NI NI		Low arch steel for bolted/riveted knives
141.1000.00	M1000	CASE/IH		Malleable Low Arch
141.0812.00	MA812 K183B	CASE/IH KOSCH		Malleable Low Arch
141.2690.00	E47955	J.D.		Low Arch steel
141.6195.00	206195M1	MF		Malleable low arch
141.1600.00	142984	HESSTON		High arch steel
141.1000.01	MD1000	CASEVIH		Malleable high arch
141.0812.01	MB812 K179B	CASEVIH KOSCH		Malleable high arch

CUTTING & HARVEST PARTS

Knife Clips (cont.)


No.	Replacement for	Description	
141.1008.00	141008 FORD 1501219M1 MF	Malleable high arch steel	
141.0078.00	6213789 HESSTON	Low plate FT78-2=261RS	
141.6630.00	6586630 HESSTON	Low plate FT87=2-251RS	
141.0252.00	6586622 HESSTON 288074 NH	High Plate FT88=2-252RS	

Section Bolts

No.	Replacement for	Description	
187.0055.00	TJ55BN	5/8" Bolt w/lock nut 50 pcs./box	
187.0085.00	TJ85BN	1" Bolt w/lock nut 25 pcs./box	
187.0095.00	TJ95BN	1 1/4" Bolt w/lock nut 25 pcs./box	
187.1224.00	TJ1224N	Lock nut 100 pcs./box	
187.0500.00	SBA500	Assortment 80pcs TJ55BN 5 pcs TJ85BN 5 pcs TJ95BN	

Rivets

Oval Head Rivets (Furnished in 1 lb. Boxes)

No.	Replacement for	Description	
351.3313.00		5 1/2 x 1/2" 145 pc./lb	
351.3315.00		5 1/2 x 9/16" 133 pcs/lb	
351.3316.00		5 1/2 x 5/8" 124 pcs/lb	
351.3318.00		5 1/2 x 11/16" 120 pcs/lb	
351.3320.00		5 1/2 x 3/4" 105 pcs/lb	
351.3322.00		5 1/2 x 7/8" 101 pcs/lb	
351.3324.00		5 1/2 x 15/16" 95 pcs/lb	
351.3325.00		5 1/2 x 1" 92 pcs/lb	
351.3516.00		1/4 x 5/8" 90 pcs/lb	
351.3525.00		1/4 x 1" (head rivet) 65 pcs/lb	

Counter Sunk Rivets (Furnished in 1 lb. Boxes)

351.8214.02		5 1/2 x 1/2" 170 pcs/lb
351.8215.02		5 1/2 x 9/16" 165 pcs/lb
351.8216.02		5 1/2 x 5/8" 155 pcs/lb
351.8225.02		5 1/2 x 1" 102 pcs/lb
351.8232.02		5 1/2 x 1 1/4" 80 pcs/lb

CUTTING & HARVEST PARTS

Forged Steel Guards by OEM's



Forged Steel Guards Explanations					
C	=	Combine	S	=	Stub Guard
FB	=	Floating Bar	W	=	Wind rower
M	=	Mower			
MC	=	Mower Conditioner			

Sold Box
Quantity
25 pcs.















* All Guards are forged... a DH on the part number means it is *double hardened or double forged*.
Example 215ARS = regular forged guard 215ARSDH = double forged guard

PART NUMBER	OEM REPLACEMENT NUMBER	GUARD USED ON	COLOR	
Allis Chalmers Guards				
225RS	BR71116504, BR71341601 Made in Germany	C	Black	
BC225	same as above Made in USA	C	Black	
231RS BU231	BR71176532, BR71320143 same as above Made in USA	C	Red	
		C	Clear	
Case IH Guards				
210RS BU210	483500R1/R1, 1326787C2 Made in Germany Same as above Made in USA	M/MC	Red	
		C,M,M/C,W,FB.....	Red	
215ARS BU215A	BR700707147 Made in Germany Same as above Made in USA	M/C,W.....	Red	
		M/C,W.....	Red	
231RS BU231	BR179117C1 Made in Germany Same as above Made in USA	C	Red	
		C	Clear	
245RS BU245	BR700700845 Made in Germany Same as above Made in USA	M/C	Red	
		M/C	Red	
270RS BU270A	BR613838R1 Made in Germany Same as above Made in USA	C,M,M/C,W	Red	
		C,M,M/C,W	Red	
370RS BU299	BR1307299C1 Made in Germany Same as above Made in USA	C	Black	
		C	Black	
Gehl Guards				
206RS BU206	BR011-32342 Made in Germany Same as above Made in USA	M/C	Black	
		M/C	Red	
220RS BU220	BR059827, BR072054 Made in Germany Same as above Made in USA	M, M/C	Green	
		M, M/C	Green	

CUTTING
PARTS

CUTTING & HARVEST PARTS

Forged Steel Guards by OEM's

PART NUMBER	OEM REPLACEMENT NUMBER	SECTION USED ON	COLOR	
Gehl Guards (Cont.)				
245RS BU245	BR611902 Made in Germany Same as above Made in USA	M/C, W..... M/C, W.....	Black Red	
270RS BU270A	BR044779 Made in Germany Same as above Made in USA	M/C..... M/C.....	Black Red	
Hart Carter Guards				
231RS BU231	BR232155, BR234006 Made in Germany Same as above Made in USA	FB..... FB.....	Red Clear	
John Deere Guards				
220RS BU220	BRE33940, BRE48093, BRE52667, BRE82559 Made in Germany Same as above Made in USA	M, M/C, W..... M, M/C, W.....	Green Green	
221RS BU221	BRE62000 Made in Germany Same as above Made in USA	M/C..... M/C.....	Green Green	
240ARS BC240A	BRH61954, BRH75368, BRH145791, BRH153719 Made in Germany Same as above Made in USA	C..... C.....	Green Green	
340RS BC340	BRH23798, BRH25603, BRH153855, BRH171032 (Triple Guard) Made in Germany Same as above Made in USA	C..... C.....	Black Black	
Love Guards				
275RS BU275	BRLB208, BRLB214 Same as above Made in USA.....	FB..... FB.....	Black Clear	
Massey Ferguson Guards				
215ARS BU215A 215ARS DH BU215H	BR683184M1, BR683476M1, BR683994M1 Made in Germany..... Same as above Made in USA BR683184M1, BR683476M1, BR683994M1 (Double Hardened Guard) Made in Germany..... Same as above Made in USA (Double Hardened)	M/C, W..... M/C, W..... M/C, W..... M/C, W.....	Red Red Red Red	
231RS BU231	BR1053174M1, BR232155, BR234066 Made in Germany Same as above Made in USA.....	C, FB..... C, FB.....	Red Clear	
235RS BU235	BR1041468M1 Made in Germany Same as above Made in USA.....	M/C, W..... M/C, W.....	Red Red	
240ARS BC240A	BR228392M2 Made in Germany Same as above Made in USA	C..... C.....	Green Black	
275RS BU275	BR1036339M1 Made in Germany Same as above Made in USA.....	M/C..... M/C.....	Black Clear	
340RS BC340	BR1053173M1 (Triple Guard) Made in Germany Same as above Made in USA.....	C..... C.....	Black Black	

CUTTING & HARVEST PARTS

Forged Steel Guards by OEM' s



Forged Steel Guards Explanations					
C	=	Combine	S	=	Stub Guard
FB	=	Floating Bar	W	=	Wind rower
M	=	Mower			
MC	=	Mower Conditioner			

**Sold Box
Quantity
25 pcs.**

* All Guards are forged... a DH on the part number means it is *double hardened or double forged*.
Example 215ARS = regular forged guard 215ARSDH = double forged guard

PART NUMBER	OEM REPLACEMENT NUMBER	SECTION USED ON	COLOR	
New Holland Guards				
215ARS	BR219191, BR858778 Made in Germany	M/C, W	Red	
BU215A	Same as above Made in USA	M/C, W	Red	
215ARSDH	BR219191DH, BR858778DH, BR86521587 (Double Hardened Guard) Made in Germany.....	M/C, W	Red	
BU215H	Same as above Made in USA.....	M/C, W	Red	
218RS	BR219190 Made in Germany	M	Yellow	
BU218	Same as above Made in USA.....	M	Red	
218RSDH	BR219190DH (Double Hardened Guard) Made in Germany	M	Black	
BU218H	Same as above Made in USA.....	M	Yellow	
240ARS	BR134024 Made in Germany	C	Green	
BC240A	Same as above Made in USA.....	C	Black	
245RS	BR049239, BR065327, BR604884 Made in Germany	M/C, W	Red	
BU245	Same as above Made in USA.....	M/C, W	Red	
270RS	BR049236, BR788278 Made in Germany		Black	
BU270A	Same as above Made in USA.....		Red	
275RS	BR271971, BR273846 Made in Germany	C	Clear	
BU275	Same as above Made in USA.....	C	Clear	
New Idea				
240ARS	BR714611	C	Green	
BC240A	Same as above Made in USA.....	C	Black	
275RS	BR290385	C, M/C.....	Black	
BU275	Same as above Made in USA.....	C, M/C.....	Clear	
Owatonna Guards				
206RS	BR110-32327, BR110-32342 Made in Germany	M/C, W	Black	
BU206	Same as above Made in USA.....	M/C, W	Red	
White Farm Guards				
231RS	BR31-2749417, BR234006, BR232155 Made in Germany	C/FB.....	Black	
BU231	Same as above Made in USA.....	C/FB.....	Black	
235RS	BR895744L, BR8998811 Made in Germany	C/FB.....	Red	
BU235	Same as above Made in USA.....	C/FB.....	Red	
240ARS	BR9510150 Made in Germany	C	Green	
BC240A	Same as above Made in USA.....	C	Black	

CUTTING
PARTS

CUTTING & HARVEST PARTS

Rotary Mower Blade Holders

Part No.	Replacement for OEM Part No. & ID	Description
Holders Only		
174.5801.02B	125448 Gehl	* Blade Holder Set
174.7266.01B	141.053.4 Krone	* Blade Holder Set
174.5801.00B	56115800 Kuhn	* Blade Holder Set
174.5801.02B	56115800 Kuhn	* Blade Holder Set
174.1501.00B	56150100 Kuhn	* Blade Holder Set
174.1501.02B	56150100 Kuhn	* Blade Holder Set
174.2101.00B	56210100 Kuhn	* Blade Holder Set
174.2101.02B	56210100 Kuhn	* Blade Holder Set
174.3000.01B	56403000K Kuhn	* Blade Holder Set
174.3000.02B	56403000KF Kuhn	* Blade Holder Set
174.7495.00	527 495K New Idea	* Blade Holder Set
174.5801.02B	16.545.801 Taarup	* Blade Holder Set
174.3000.00B	56.403.000 Taarup	* Blade Holder Set
174.1160.00B	81160 Vicon	* Blade Holder Set
176.0550.00	1-1017-010-550-00 Duetz/Fahr	* Plate



* Note: Blade Holder Sets contain6 Bolts and 6 Nuts (Blistered Pakaged)

Sold Box Quantity
25 pcs.
or 6 pc Clam Shell

Rotary Mower Blades (Disc Bine)



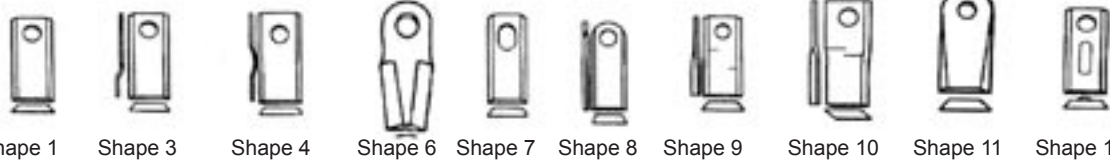
Part Num.	Pack	Units	Fits Models	for OEM No.	Shape	Bolt	Nut
Bush Hog Rotary Mower Blades							
172.7746.00	25	EA		BR527746	10		
42057.01B	1	CL			10		
172.7747.00	25	EA		BR527747	10		
42059.01B	1	CL			10		
172.7749.00	25	EA	DM70, DM80, DM90, DM180, DM190	BR527749	10	174.7745.00	174.7495.01
172.7748.00	25	EA	DM70, DM80, DM90, DM180, DM190	BR527748	10	174.7745.00	174.7495.01
172.8699.00	25	EA	HM5, HM7, HM8, DM7, DM8, DM9	BR526216	10	174.6903.00	174.6905.00
						DM7, DM8, DM9 ONLY	
172.8699.50B	1	CL	same as above (6Pak)		10		
172.8700.00	25	EA	HM5, HM7, HM8, DM7, DM8, DM9	BR526215	10	174.6903.00	174.6905.00
						DM7, DM8, DM9 ONLY	
172.8700.50B	1	CL	same as above (6Pak)	BR526215CL (6Pak)	10		
Case I/H Rotary Mower Blades							
Part Num.	Pack	Units	Fits Models	for OEM No.	Shape	Bolt	Nut
172.1857.00	25	EA	725,8309,8312,8315,8850,DC515	-	10		
172.1858.00	25	EA	725,8309,8312,8315,8850,DC515	-	10		
172.3210.00	25	EA	725,8309,8312,8315,8850,DC515	BR700712889	9		
172.3210.50B	1	CL	same as above (6 Pak)	BR700712889CL	9		
172.3310.00	25	EA	725,8309,8312,8315,8850,DC515	BR700712888	9		
172.3310.50B	1	CL	same as above (6 Pak)	BR700712888CL	9		
172.7683.00	25	EA	MDX71, MDX81, MDX91, DCX101, CX131, DCX161, RDX161	-	10		
172.7683.50B	1	EA	same as above (6 Pak)	-	10		
172.7684.00	25	EA	MDX71, MDX81, MDX91, DCX101, CX131, DCX161, RDX161	-	10		
172.7684.50B	1	EA	same as above (6 Pak)	-	10		
172.7746.00	25	EA		BRZA527746	10		
42057.01B	1	CL	same as above (6 Pak)	BRZA527746CL	10		
172.7747.00	25	EA		BRZA527747	10		
42059.01B	1	CL	same as above (6 Pak)	BRZA527747CL	10		
172.7749.00	25	EA	with heavy duty disc 3204, 3505, 3206, 3309	BR113385A1	10	174.7745.00	174.7495.01
172.7748.00	25	EA	with heavy duty disc 3204, 3505, 3206, 3309	BR11384A1	10	174.7745.00	174.7495.01
172.8699.00	25	EA	3204, 3205, 3206, 3309 w/Std Disc	BRZA526216	10	174.6903.00	174.6905.00

CUTTING PARTS

CUTTING & HARVEST PARTS

Rotary Mower Blades (Disc Bine)

Sold Box
Quantity
25 pcs.
or 6 pc Clam
Shell



Part Num.	Pack	Units	Fits Models	Replaces OEM No.	Shape	Bolts	Nuts
Case I/H Rotary Mower Blades							
172.8699.50B	1	CL	same as above (6 Pak)	BRZA526216CL	10		
172.8700.00	25	EA	3204,3205,3206,3309 w/Std Disc	BRZA526215	10	174.6903.00	174.6905.00
172.8700.50B	1	CL	same as above (6 Pak)	BRZA526215CL	10		
DEUTZ/FAHR Rotary Mower Blades							
Part Num.	Pack	Units	Fits Models	Replaces OEM No.	Shape	Bolts	Nuts
170.0115.00	25	EA		BR1-1012-030-115.00/96mm7694	1		
170.0153.00	25	EA		BR1-1017-010-153.00	3		
170.0271.20	25	EA		BR1-1019-010-271.20/90mm	1		
170.2726.00	25	EA		BR1-1603-010-197.00, 16502726	9		
170.2727.00	25	EA		BR1-1603-010-198.00, 16502727	9		
FELLA Rotary Mower Blades							
Part Num.	Pack	Units	Fits Models	Replaces OEM No.	Shape	Bolts	Nuts
172.8699.00	25	EA		BR111724	10		
172.8699.50B	1	CL		BR111724CL	10		
172.8700.00	25	EA		BR111725	10		
172.8700.50B	1	CL		BR111725CL	10		
170.0115.00	25	EA		BR116954, BR477740	10		
172.2329.00	25	EA		BR122329	10		
172.2330.00	25	EA		BR122330	10		
172.0706.00	25	EA		BR123706	10		
172.0707.00	25	EA		BR123707	10		
GEHL Rotary Mower Blades							
Part Num.	Pack	Units	Fits Models	Replaces OEM No.	Shape	Bolts	Nuts
172.1559.00	25	EA		BR604634	10		
172.1559.50B	1	PK	same as above (6 Pak)	BR604634CL	10		
172.1560.00	25	EA		BR604635	10		
172.1560.50B	1	PK	same as above (6 Pak)	BR604635CL	10		
172.1857.00	25	EA	2330 s/n 2227-up	BR612635	10	174.1160.01	331.1100.51
172.1858.00	25	EA	2330 s/n 2227-up	BR612634	10	174.1160.01	331.1100.51
172.3210.00	25	EA	1162,1165,2345,2365, 2412,2415,2418	BR113268	9	174.5801.01	174.1262.00
172.3210.50B	1	CL	same as above (6 Pak)	BR113268CL	9		
172.3310.00	25	EA	1162,1165,2345,2365, 2412,2415,2418	BR113269	9	174.5801.01	174.1262.00
172.3310.50B	1	CL	same as above (6 Pak)	BR113269CL	9	174.5801.01	174.1262.00
171.1512.10	25	EA	162 w/Std Disc	BR613727	9	174.1501.01	174.1052.00
171.1512.50B	1	CL	same as above (6 Pak)	BR613727CL	9		
171.1513.10	25	EA	162 w/Std Disc	BR613728	9	174.1501.01	174.1052.00
171.1513.50B	1	CL	same as above (6 Pak)	BR613728CL	9		
172.4512.00	25	EA	162 w/HD Disc,165,2340,2360	BR125447	9	174.5801.00	174.1262.00
172.4512.50B	1	CL	same as above (6 Pak)	BR125447CL	9		
172.4513.00	25	EA	162 w/HD Disc,165,2340,2360	BR125446	9	174.5801.00	174.1262.00
172.4513.50B	1	CL	same as above (6 Pak)	BR125446C	9		
172.8699.00	25	EA	140,160,2310,2330 s/n-2226,2350	BR604658	10	174.1160.01	331.1100.51
172.8699.50B	1	CL	same as above (6 Pak)	BR604658CL	10		
172.8700.00	25	EA	140,160,2310,2330 s/n-2226,2350	BR604659	10	174.1160.01	331.1100.51
172.8700.50B	1	CL	same as above (6 Pak)	BR604659CL	10		
Hesston Mowers and Mower Conditioners							
Part Num.	Pack	Units	Fits Models	Replaces OEM No.	Shape	Bolts	Nuts
172.3210.00	25	EA	1320, 1340, 1345, 1360, 1365	BR700712889	9	n/a	n/a
172.3310.00	25	EA	1320, 1340, 1345, 1360, 1365	BR700712888	9	n/a	n/a
172.1857.00	25	EA	1320, 1340, 1345, 1360, 1365	BR700711857	10	n/a	n/a
172.1858.00	25	EA	1320, 1340, 1345, 1360, 1365	BR700711858	10	n/a	n/a
172.0303.00	25	EA	1030, 1035, 1040, 1050, 1060	BRDZDM303	9	n/a	n/a
172.0304.00	25	EA	1030, 1035, 1040, 1050, 1060	BRDZDM304	9	n/a	n/a
172.7749.00	25	EA	1004, 1005, 1006, 1007, 1008	BR527749	10	174.7745.00	174.7495.01
172.7748.00	25	EA	1004, 1005, 1006, 1007, 1008	BR527748	10	174.7745.00	174.7495.01

CUTTING
PARTS

CUTTING & HARVEST PARTS

Rotary Mower Blades (Disc Bine)

Sold Box Quantity
25 pcs.
or 6 pc Clam
Shell



Shape 1 Shape 3 Shape 4 Shape 6 Shape 7 Shape 8 Shape 9 Shape 10 Shape 11 Shape 12

Part Num.	Pack	Units	Fits Models	Replaces OEM No.	Shape	Bolt	Nut
JOHN DEERE Rotary Mower Blades							
Part Num.	Pack	Units	Fits Models	Replaces OEM No.s	Shape	Bolts	Nuts
171.1513.10	25	EA	1320,1326,1327, 240,260 w/Std Disc	BRCC19333, BRCC20501, BRCC44006	9	174.1501.01	174.1052.00
171.1512.10	25	EA	1320,1326,1327,240, 260 w/Std Disc	BRCC19336, BRCC20500, BRCC44007	9	174.1501.01	174.1052.00
172.4512.00	25	EA	1320,1326,1327,270, 265 s/n 150001-up, 275 s/n 152001-up	BRCC21780 BRCC44005	9	174.5801.00	174.1262.00
172.4512.50B	1	CL	same as above (6 Pak)	BRCC21780CL	9		
172.4513.00	25	EA	1320,1326,1327,270, 265 s/n 150001-up, 275 s/n 152001-up	BRCC21781 BRCC44004	9	174.5801.00	174.1262.00
172.4513.50B	1	CL	same as above (6 Pak)	BRCC21781CL	9		
172.3210.00	25	EA	1350,1360,1460,1470,910,920, 930,265s/n-150000, 275s/n-152000	BRCC26780, BRE80206	9	174.5801.00	174.1262.00
			915,916,925,926,935, 936,945,946,954,955,		9	174.2221.00	174.0242.00
172.3210.50B	1	CL	same as above (6 Pak)	BRCC26780CL, BRE80206CL	9		
172.3310.00	25	EA	1350,1360,1460,1470,910,920, 930265s/n-150000, 275s/n-152000	BRCC26781, BRE80208	9	174.5801.00	174.1262.00
			915,916,925,926,935,936,945 946,954,955,		9	174.2221.00	174.0242.00
172.3310.50B	1	CL	same as above (6 Pak)	BRCC26781CL, BRE80208CL	9		

Krone Rotary Mower Blades							
Part Num.	Pack	Units	Fits Models	Replaces OEM No.	Shape	Bolt	Nut
172.0706.00	25	EA		BR139888.0	10		
172.0707.00	25	EA		BR139.889.0	10		
170.0271.20	25	EA		BR143149.4	1		
171.0120.10	25	EA		BR143237.0	4		
172.4825.00	25	EA		BR144825.1	10		
172.4826.00	25	EA		BR144826.1	10		
172.6690.00	25	EA		BR146690.1	10		
172.6691.00	25	EA		BR146691.1	10		

Kuhn Rotary Mower Blades							
Part Num.	Pack	Units	Fits Models	Replaces OEM No.	Shape	Bolt	Nut
170.1512.00	25	EA		BR56151200	9		
170.1513.00	25	EA		BR56151300	9		
170.5615.00	25	EA		BR56150000	1		
171.1512.10	25	EA	GMD44,GMD55,GMD66 w/Std Disc	BR56151210	9	174.1501.00	174.1052.00
171.1512.50B	1	CL	same as above (6 Pak)	BR56151210CL	9		
171.1513.10	25	EA	GMD44,GMD55,GMD66 w/Std Disc	BR56151310	9	174.1501.00	174.1052.00
171.1513.50B	1	CL	same as above (6 Pak)	BR56151310CL	9		
172.4512.00	25	EA	GMD44HD,GMD55HD, GMD66HD,GMD77HD, GMD600HD,GMD700HD, GMD800HD w/HD Disc	BR56451200	9	174.5801.00	174.1262.00
172.4512.50B	1	CL	same as above (6 Pak)	BR56451200CL	9		
172.4513.00	25	EA	GMD44HD,GMD55HD, GMD66HD,GMD77HD, GMD600HD,GMD700HD, GMD800HD w/HD Disc	BR56451300	9	174.5801.00	174.1262.00

CUTTING
PARTS

CUTTING & HARVEST PARTS

Rotary Mower Blades (Disc Bine)

Kuhn Rotary Mower Blades (cont.)							
Part Num.	Pack	Units	Fits Models	Replaces OEM No.	Shape	Bolt	Nut
172.4513.50B	1	CL	same as above (6 Pak)	BR56451300CL	9		
172.3210.00	25	EA	GMD400,GMD500,GMD600, GMD700,GMD800,FC250, FC300,FC350	BR55903210	9	174.5801.00	174.1262.00
172.3210.50B	1	CL	same as above (6 Pak)	B55903210CL	9		
172.3310.00	25	EA	GMD400,GMD500,GMD600, GMD700,GMD800,FC250, FC300,FC350	BR55903310	9	174.5801.00	174.1262.00
172.3310.50B	1	CL	same as above (6 Pak)	BR55903310CL	9		
172.4512.10	25	EA		BR56451210	1		
173.0300.01	25	EA		BR56110300	6		

New Holland Rotary Mower Blades							
Part Num.	Pack	Units	Fits Models	Replaces OEM No.	Shape	Bolts	Nuts
170.1512.00	25	EA		BR274096	9		
170.1513.00	25	EA		BR274097	9		
171.1512.10	25	EA	442,452,462 w/Std Disc	BR766726	9	174.1501.00	174.1052.00
171.1512.50B	1	CL	same as above (6 Pak)	BR766726CL	9		
171.1513.10	25	EA	442,452,462 w/Std Disc	BR766727	9	174.1501.00	174.1052.00
171.1513.50B	1	CL	same as above (6 Pak)	BR766727CL	9		
172.1092.00	25	EA		BR86621872	10		
172.1093.00	25	EA		BR86621873	10		
172.3210.00	25	EA	408,412,415,411 s/n711816-up	BR853819	9	174.5801.00	174.1262.00
172.3210.50B	1	CL	same as above (6 Pak)	BR853819CL	9		
172.3310.00	25	EA	408,412,415,411 s/n711816-up	BR853820	9	174.5801.00	174.1262.00
172.3310.50B	1	CL	same as above (6 Pak)	BR853820CL	9		
172.4512.00	25	EA	442,452,462,463,465 w/HD Disc	BR784220	9	174.5801.00	174.1262.00
172.4512.50B	1	CL	same as above (6 Pak)	BR784220CL	9		
172.4513.00	25	EA	442,452,462,463,465 w/HD Disc	784221,BR785608, BR785609	9	174.5801.00	174.1262.00
170.5615.00	25	EA		BR274230, BR549757	1		
172.4513.50B	1	CL	same as above (6 Pak)	BR784221CL	9		
172.7683.00	25	EA	615,616,617,1409,1410,1411,1412, 1431,1432,1441,1442,2331,2332, 2355,DCX101,DCX131,DCX161, RDX161	BR9847683	10		
172.7683.50B	1	EA	same as above (6 Pak)	BR9847683CL	10		
172.7684.00	25	EA	615,616,617,1409,1410,1411,1412, 1431,1432,1441,1442,2331,2332, 2355,DCX101,DCX131,DCX161, RDX161	BR9847684	10		
172.7684.50B	1	EA	same as above (6 Pak)	BR9847684CL	10		
173.0300.01	25	EA		BR697551	6		
172.1092.00	25	EA	615,616,617,1409,1410,1411,1412, 1431,1432,1441,1442,2331,2332, 2355	BR86621872	10		
172.1093.00	25	EA	615,616,617,1409,1410,1411,1412, 1431,1432,1441,1442,2331,2332,				

New Idea Rotary Mower Blades							
Part Num.	Pack	Units	Fits Models	Replaces OEM No.	Shape	Bolts	Nuts
172.7746.00	25	EA		BR527746	10		
42057.01B	1	CL	same as above (6 Pak)	BR527746CL	10		
172.7747.00	25	EA		BR527747	10		
42059.01B	1	CL	same as above (6 Pak)	BR527747CL	10		
172.7749.00	25	EA	5209. Lot/No MC90-132 5212, 5406, 5407, 5408, 5409 & 5410 Up to S/N 1007481	BR527749	10	174.7745.00	174.7495.01
172.7748.00	25	EA	5209. Lot/No MC90-132 5212, 5406, 5407, 5408, 5409 & 5410 Up to S/N 1007481	BR527749	10	174.7745.00	174.7495.01
172.8699.00	25	EA	526,527,528,5209&5212 Lot#MC90-132,5406,5407,5408, 5409&5412 s/n-1007481	BR526216	10	174.6903.00	174.6905.00
172.8699.50B	1	CL	same as above (6 Pak)	BR526216CL	10	all except 526, 527, 528	
172.8700.00	25	EA	526,527,528,5209&5212 Lot#MC90-132,5406,5407,5408, 5409&5412 s/n-1007481	BR526215		174.6903.00	174.6905.00
172.8700.50B	1	CL	same as above (6 Pak)	BR526215CL	10	all except 526, 527, 528	331.1000.51

CUTTING & HARVEST PARTS

Rotary Mower Blades (Disc Bine)

Vicon Rotary Mower Blades							
Part Num.	Pack	Units	Fits Models	Replaces OEM No.	Shape	Bolts	Nuts
172.1559.00	25	EA		BR90261559L	10		
172.1559.50B	1	PK	same as above (6 Pak)	BR90261559L-CL	10		
172.1560.00	25	EA		BR90261560R	10		
172.1560.50B	1	PK	same as above (6 Pak)	BR90261560R-CL	10		
172.8699.00	25	EA	AM3200,CM165,CM167,CM240, CM247,CM1700,KM240,KM241, KM281w/2Bl. pr disc,KM321, CM2400,DMP2400,DMP3200	BR58699, BR90258699	10	174.1160.01	331.1000.51
						all except CM2400,DMP2400,DMP3200	
172.8699.50B	1	CL	same as above (6 Pak)	BR58699CL	10		
172.8700.00	25	EA	AM3200,CM165,CM167,CM240, CM247,CM1700,KM240,KM241, KM281w/2Bl. pr disc,KM321, CM2400,DMP2400,DMP3200	BR58700, BR90258700	10	174.1160.01	331.1000.51
						all except CM2400,DMP2400,DMP3200	
172.8700.50B	1	CL	same as above (6 Pak)	BR58700CL	10		
172.1857.00	25	EA	AM2800,CM216,CM217,CM2200, KM281w/3Bl pr disc.DMP2800	BR90261660	10	174.1106.01	331.1000.51
						All except DMP2800	
172.1858.00	25	EA	AM2800,CM216,CM217,CM2200, KM281w/3Bl pr disc.DMP2800	BR90261559	10	174.1106.01	331.1000.51
						All except DMP2800	

Zweegers							
Part Num.	Pack	Units	Fits Models	Replaces OEM No.	Shape	Bolts	Nuts
171.0120.10	25	EA		BRCM120	4		
170.1512.00	25	EA		BRDM155	9		
170.1513.00	25	EA		BRDM160	9		
172.0303.00	25	EA		BRDM303	9		
172.0304.00	25	EA		BRDM304	9		
170.0153.00	25	EA		BRTT97	3		

Disc Bine Blade Identification Counter Display

Part Number
DISCMOWER-DISP

This Display is used to identify the most popular Disc Bine Blades, used in the industry today.

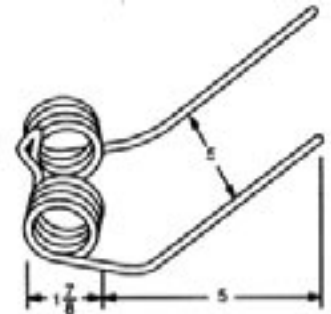
CUTTING & HARVEST PARTS

RAKE AND TEDDER TEETH

Part Num.	Units	Description	Color
-----------	-------	-------------	-------

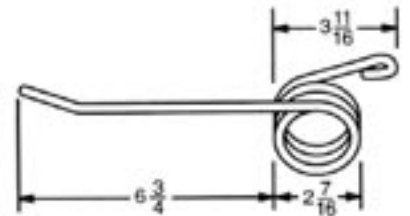
Farmhand Rake Teeth

BRL2117LH	EA	Rake (U.S. #FH-2) Model F-76 Left	
BRL2117RH	EA	Rake (U.S. #FH-2) Model F-76 Right	



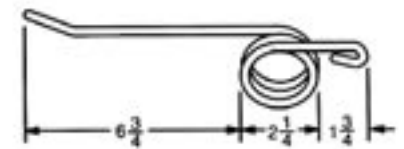
Ford Rake Teeth

BR107058	EA	Model 508 Rake (U.S. # F-1A)	Black
----------	----	------------------------------	-------

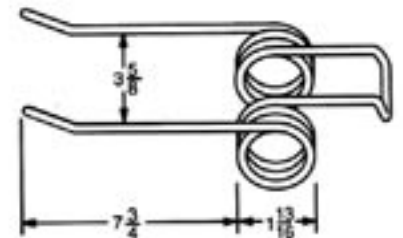


International Harvester Rake Teeth

BR462978R1	EA	Models 3,4,5,8,9,11,14,15, 16,30,35,86,96,97 Rakes (U.S. # IH-1A, IH-1B) 457374R1	Red
------------	----	---	-----

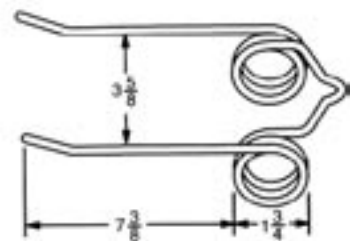


BR455165R1	EA	Model 5, 1952 & up. Rake (U.S. # IH-22-2)	Red
------------	----	--	-----

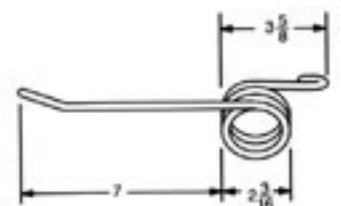


John Deere Rake Teeth & Balers

BR237SE	EA	Models 14, 596, 714 Rakes (U.S. # JD-2)	Black
---------	----	---	-------



BR257SE	EA	Models 350, 851, 858, 894, 896 Rake 24T, 216T Balers (U.S. # JD-1)	Green
---------	----	---	-------



CUTTING
PARTS

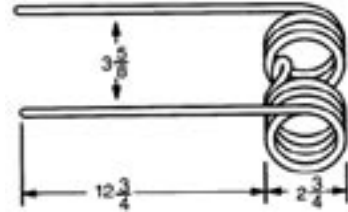
CUTTING & HARVEST PARTS

RAKE AND TEDDER TEETH

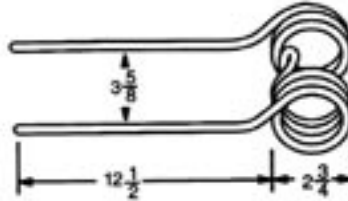
Part Num. Units Description Fits Model Color

Kuhn Tedder Teeth

BR57609000 EA New Holland 279542 Tedder Tine Tedders 156, 157, 163, 169



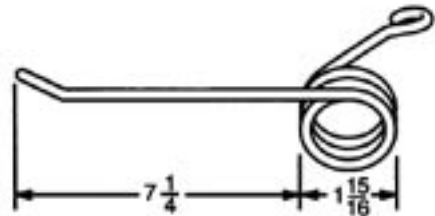
BR58561900 EA New Holland 278687 Tedder Tine Tedders 158, 162



Massey Ferguson Rake Teeth

BR668364M1 EA Models 25, 36, 37 Rakes
(U.S. # MF-1, MF-1C, MF-1D)
MF# 667530MI

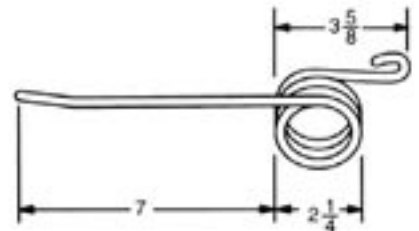
Black



New Idea Rake Teeth

BR0782ME1 EA Rakes 1957 on (U.S. # NI-1)
BR048ME EA

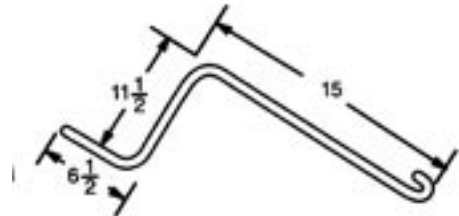
Green



OTMA Wheel Rake Teeth

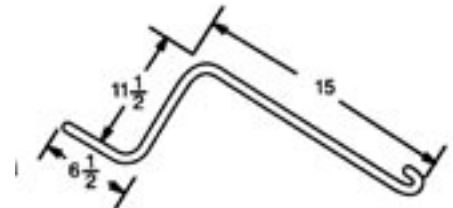
BROT-1 EA Old Style Wheel Rake
(U.S. # OT-1) fits H&S,
Sitrex and Atlas Wheel Rakes

Cream



BROT-1A EA New Style Wheel Rake (U.S. # OT-1A)

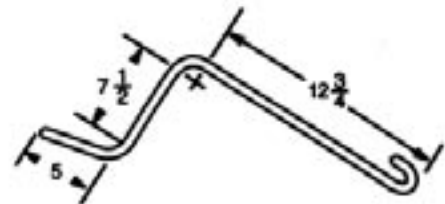
Cream



Rossi Wheel Rake Teeth

BR6087-54 EA Wheel Rake (U.S. # R-1)

Cream



CUTTING & HARVEST PARTS

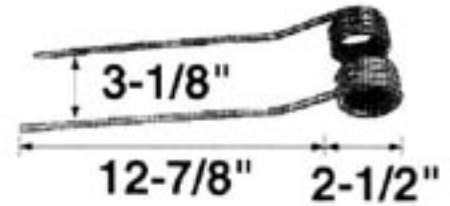
RAKE AND TEDDER TEETH

Part Num. Units Description Fits Model Color

Tonutti Wheel Rake Teeth

BR0109040 EA Wheel Rake tooth for models
GT203,GT250, GT310,GT380,GT440,
GT500,GT510,GT450

Black

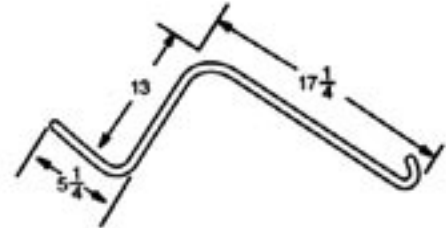


BRPL015 EA Wheel Rake Left Hand (U.S. # T-1A)

Cream

BRPR015 EA Wheel Rake Right Hand (U.S. # T-1)

Cream



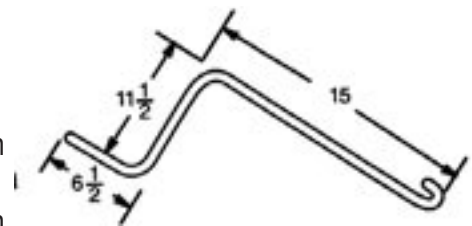
Vicon Lely Wheel Rake Teeth

BR36133 EA (Short) 6 Wheel Rake (U.S. # VI-1)
MF # 1031118M1

Cream

BR92611 EA (Long) 5 Wheel Rake (U.S. # VI-2)
MF # 1023216M1

Cream



CUTTING
PARTS

Import Rubber Rake Teeth Left Hand

BR850613IMP EA 1-55/64" Yoke Opening. Allen/New Holland Rake Teeth Left.
Fits Allen & NH Rolabar Rakes (850613) 9/32 3/8



Import Rubber Rake Teeth Right Hand

BR850614IMP EA 1-55/64" Yoke Opening. Allen/New Holland Rake Teeth Left.
Fits Allen & NH Rolabar Rakes (850613)

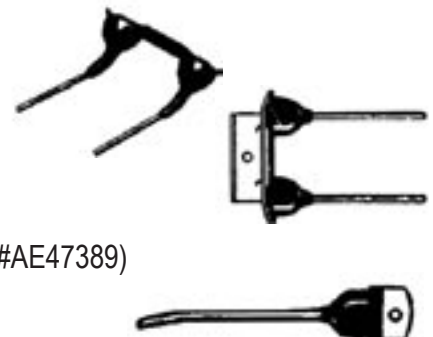


Import Universal Rubber Rake Teeth

IRT501 EA 1-5/8" Yoke Opening. Rubber Rake Tooth -
JD 700/VMR Vermeer (#2888-001)

BR27997001IMP EA Double Rubber Baler Teeth fits Vermeer (#27997-001)
and MF (#1059176M1) and MF (#1059176M1)

BRAE47389IMP EA 1-5/8" Yoke Opening JD OEM style Rubber Rake Teeth (#AE47389)



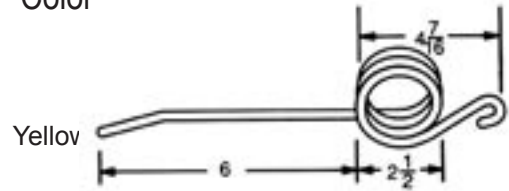
CUTTING & HARVEST PARTS

MOWER CONDITIONER, HAYBINE, WINDROWER, REEL TINES

Part Num. Units Description Fits Model Color

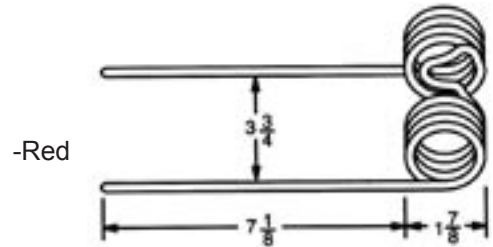
New Holland Windrower Teeth

BR241379R EA Model 1495 & 1499 Right Hand Windrowers
(U.S. # NH-3) Self Propelled 495, 488 & 499
Pull Behind



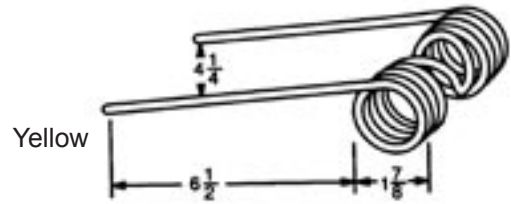
International Harvester Haybine & Combine Teeth

BR540565R1 EA 100 pcs. Haybine & Combine (U.S. # IH-2G)
Model 9901190



New Holland Haybine Teeth

BR76517 EA 50 pcs. Haybine Models 460, 461, 467,
468, 472, 474, 488, 492, 903, 907, 909,
912, 1100, 1112, 1114, (U.S. # NH-2E)
Self Propelled model 1118



CUTTING
PARTS

New Holland "Haybine" Chain Assemblies

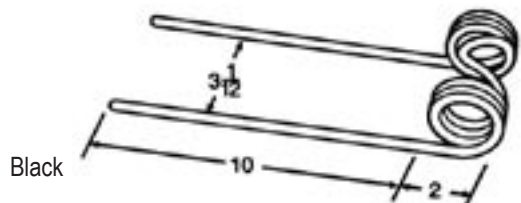
Part Num.	Units	Description	Fits Model
DH60-90	EA	Conditioning Roll Drive Chain (Replaces 144466) Fits 469, 479, 488, 495 (90 Pitches 60R Chain)	
DH60-52	EA	Conditioning Roll Drive Chain (Replaces 135781) Fits 479, 488, 499 (52 Pitches 60R Chain)	
DH40-90	EA	Reel Drive Chain (Replaces 137944) Fits 469, 479, 488 (90 Pitches 40R Chain)	
DH40-118	EA	Reel Drive Chain (Replaces 261604) Fits 495, 1495 (118 Pitches 40R Chain)	

HARROW TINES

Part Num. Units Description Fits Model Color

Grain Drill Harrow Tines

BRGD-1 EA Harrow (U.S. # GD-1) Fits - John Deere,
Tye, Yetter Crustbuster, Great Plains

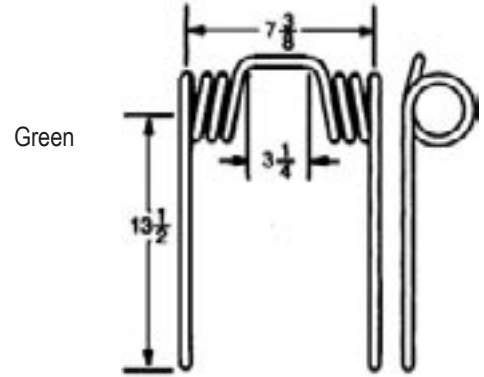


CUTTING & HARVEST PARTS

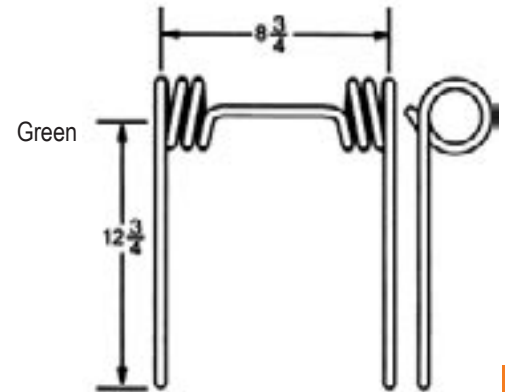
HARROW TINES

John Deere Harrow Tines

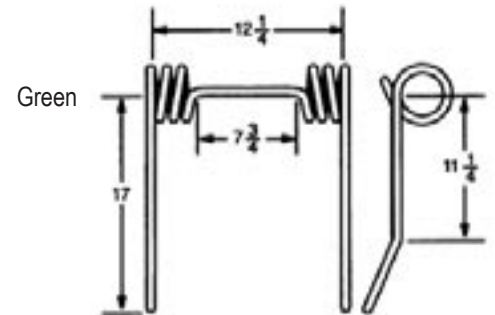
BRN136767 EA Harrows built between 1975 & 1981 (U.S. # JD-1B-1)
Coil I.D. 1.67"



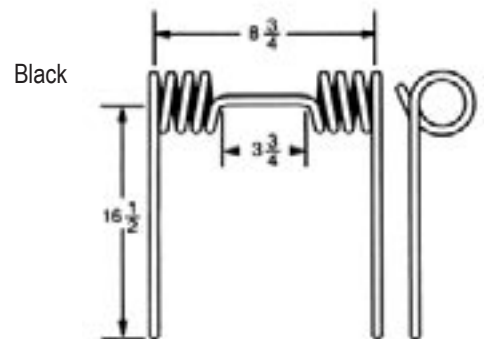
BRN188605 EA Harrow built after 1986 (U.S. # JD-1B-3) Coil I.D. 1.75"



BRN185486 EA Harrow (U.S. # JD-1B-4) Coil I.D. 1.70"



BRN232353 EA Harrow (U.S. # JD-1B-5) Coil I.D. 1.75"

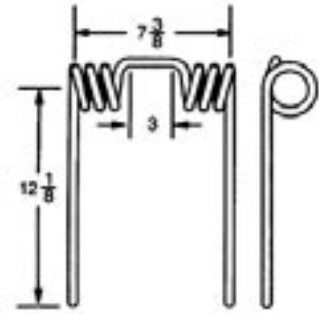


CUTTING & HARVEST PARTS

HARROW TINES

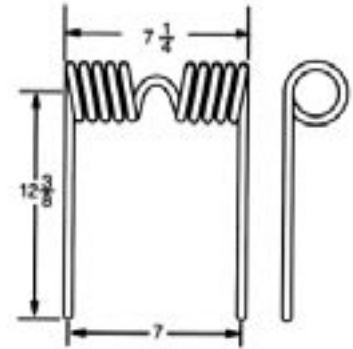
Krause/DMI Mounted Harrow Tines

BR76-156 EA Mounted Harrow (U.S. # KS-2) Coil I.D. 2.125" Black



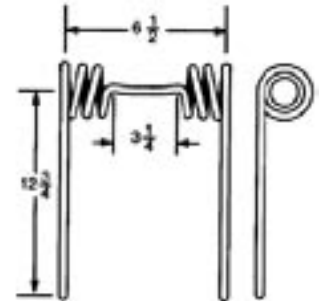
Melroe Harrow Tines

BR6524795 EA Harrow (U.S. # ME-1) Coil I.D. 1.188" Black



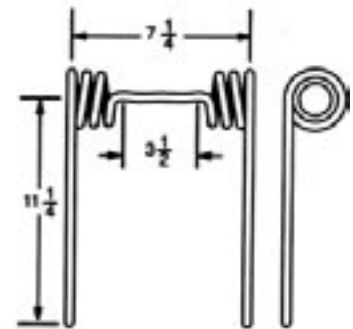
Midwest Harrow Tines

BRCH-113A EA Harrow (U.S. # MW-1) Coil I.D. 1.5 Black



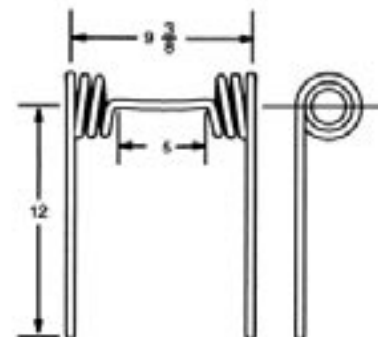
Noble Mounted Harrow Tines

BR149781 EA Mounted Harrow (U.S. # N-1) Coil I.D. 1.8125" Black



Wilrich Mounted Harrow Tines

BR13419 EA Mounted Harrow (U.S. # WR-1) Coil I.D. 1.625" Black
BR16429 EA Mounted Harrow (U.S. # WR-2) Coil I.D. 1.625" Black



CUTTING & HARVEST PARTS

FIXING SETS FOR TINES



Part Num.	Pack	Replaces	Description	
Deutz/Fahr Fixing Sets for Tines				
217.0610.00	EA	06581529, 1-1503-030-610.00	Fixing Set	--
Fella Fixing Sets for Tines				
217.7166.00	EA	487168K	Fixing Set	--
217.7380.00	EA	487380	Clamp	--
Kuhn Fixing Sets for Tines				
217.3800.00	EA	58503800K	Fixing Set	-
Raspe Universal Safety Clamps for Tines				
217.0809.00	EA	RS10809K	Safety Clamp Flex	For all width of tedders swathers
Deutz/Fahr+Class Safety Clamps for Tines				
217.0810.00	EA	RS10810K	Safety Clamp Compact	For Tines 0658 0459 and 176 863.0
1-1503-030-610.00 Fixing Set for Tines				
217.0610.00	EA	Deutz/Fahr 1-1503-030-610.00	Fixing Set	--
487168K Fixing Set for Tines				
217.7166.00	EA	Fella 487168K	Fixing Set	--
487380 Fixing Set for Tines				
217.7380.00	EA	Fella 487380	Clamp	--

OEM BEARING CROSS REFERENCE

Also see our Bearing Section for a huge selection of bearings for all applications.



AAMCO

BR10272	W208PPB5
BR10333	W208PPB8
BR10771	W210PPB2
BR10906	GW211PPB3
BR11071	W211PP3
BR11079	W208PPB6
BR11503	DC211TTR3E
BRG10218	GW214PP2
BRG10272	GW208PPB5
BRG10333	GW208PPB8
BRG10771	GW210PPB2
BRG10906	GW211PPB3
BRG11071	GW211PP3

AGCO

BR0000010970	G1108-KRRB
BR0000011300	25581
BR0000012773	6206-2RS
BR0000014866	JLM104910
BR0000014986	G1115-KRRB
BR0000015073	LM11749

AGCO

OEM Part No.	Part No.
BR0000015074	LM11710
BR0000015820	L68149
BR0000050021	RA106-RRB
BR0000050104	07196
BR0000050443	RA012-RR
BR0000050468	RA108-RRB
BR0000050567	52MS
BR0000050591	52MST
BR0000051292	RA104-RRB
BR0000051318	RA112-RRB
BR0000051482	52MSTR
BR0000051672	RA103-RR2
BR0000051813	RA106-RR
BR0000204257	2790
BR0000204361	39585
BR0000526250	6210-2RS
BR0000710673	203KRR5
BR0000711481	G62MSA
BR0000711770	203KRR3
BR0000711952	47MST
BR0000711960	80MS
BR0000712059	G1108-KRRB
BR0000713156	28680
BR0000713693	1779
BR0000713800	47MS
BR0000714360	G100MSA
BR0000714410	G1010-KRRB
BR0000732215	JLM506810
BR0000732216	JLM506849
BR0000757088	14124
BR0000983025	15123
BR0000983085	18720
BR0000983088	18790
BR0000983521	47620
BR0001101712	6308-2RS
BR0001109048	6205-ZZ
BR0001109055	6206-2RS
BR0001109058	6207
BR0001122278	6207-ZZ
BR0001122284	6307-2RS
BR0001124706	6208-ZZ
BR0001136956	6201-2RS
BR0001137656	6006-2RS
BR0001138877	6209-ZZ
BR0001174298	6206
BR00050534	62MS
BR000713826	1104-KRR
BR0007711041	G80MSA
BR0007711260	1102-KRRB
BR0007711294	RA112-RR
BR0007711419	G80MSA
BR0007713167	25577
BR0007713639	G90MSA
BR0007714819	G52MSA
BR0008050072	G85MSA
BR0008050692	1108-KRRB
BR0008051138	52MST

AGCO

OEM Part No.	Part No.
BR0009111110	6205-2RS
BR00528306	A205-16
BR006215764	1726205-2RS
BR0070042887	26822
BR0070043001	394A
BR0070047751	26878
BR0070202584	3920
BR0070209889	14138A
BR0070209890	14276
BR0070209899	26882
BR0070209900	368
BR0070209905	3982
BR0070209925	09074
BR0070209926	15118
BR0070209983	15250
BR0070209984	09196
BR0070209985	15120
BR0070209987	2720
BR0070210008	25580
BR0070210009	25520
BR0070210241	382
BR0070210551	14274
BR0070210732	33275
BR0070211094	332
BR0070211897	09195
BR0070211999	14137A
BR0070212037	382A
BR0070222214	2776
BR0070223712	6210-2RSNR
BR0070225608	15101
BR0070227521	25878
BR0070227665	LM48548
BR0070227666	LM48510
BR0070227846	13687
BR0070228152	M12649
BR0070228153	M12610
BR0070228509	25877
BR0070230068	25821
BR0070230666	15120
BR0070234010	28622
BR0070234011	28682
BR0070235089	26823
BR0070235439	24780
BR0070235440	24720
BR0070237682	25820
BR0070241380	15245
BR0070248357	13686
BR0070323297	15126
BR0070327382	LM67048
BR0070327527	LM11949
BR0070327997	LM67010
BR0070328002	LM11910
BR0070336914	LM11710
BR0070336915	LM11749
BR0070341230	L44643
BR0070508771	25590
BR0070521373	09067

OEM BEARING CROSS REFERENCE

AGCO

OEM Part No.	Part No.
BR0070526975	13620
BR0070530806	RA010-RRB
BR0070530811	40MS
BR0070531251	LM67000LA
BR0070536986	204RR6
BR0070539114	2788
BR0070539158	1112-KRRB
BR0070547442	RA103-RR2
BR0070547444	RA107-RRB
BR0070547628	RA100-RR
BR0070549840	LM603011
BR0070555360	LM29710
BR0070555361	LM29749
BR0070571020	204RR8
BR0070573970	6204-ZZ
BR0070583924	G100MSA
BR0070583925	G100MSA
BR0070589574	G85MSA
BR0070590704	RA102-RRB
BR0070590706	GRA103-RRB
BR0070590709	RA102-RRB
BR0070590712	GRA104-RRB
BR0070593178	G62MSA
BR0070593181	G72MSA
BR0070596541	G90MSA
BR0070596542	G90MSA
BR0070598624	62MST
BR0070611774	27620
BR0070611775	27690
BR0070632465	M88048
BR0070632466	M88010
BR0070634567	HM212011
BR0070680631	HM212010
BR0070800186	09081
BR0070927090	M802048
BR0070927091	M802011
BR0070927138	JLM506810
BR0070927269	JLM104948
BR0070927270	LM102949
BR0070927272	JLM104910
BR0070927273	LM102910
BR0070927434	L68111
BR0070927435	L68149
BR0070927436	LM12711
BR0070927437	LM12749
BR0070927952	M86649
BR0070927954	2580
BR0070928284	JM207049
BR0070928285	JM207010
BR0070928829	JM716610
BR0070929740	LM104912
BR0070929742	LM104949
BR0070930211	M86610
BR0070930972	39585
BR0070931012	HM212049
BR0070933868	39520
BR0070934752	6206

AGCO

OEM Part No.	Part No.
BR0070935129	15520
BR0070937207	LM603049
BR0070937209	13685
BR0070937210	13621
BR0070937219	L44649
BR0070937220	L44610
BR0071117051	6309-2RS
BR0071119314	395A
BR0071122510	1108-KRRB
BR0071130258	85MS
BR0071131263	6206-NR
BR0071133361	52MSTR
BR0071138464	90MS
BR0071141190	6309-2RS
BR0071150087	RA103-RRB
BR0071306659	1104-KRRB
BR0071306660	1103-KRRB3
BR0071307583	G62MSA
BR0071307584	G62MSA
BR0071308770	RA014-RRB
BR0071308951	RA100-RRB
BR0071308962	1100-KRRB
BR0071308984	RA103-RRB2
BR0071308995	1103-KRRB3
BR0071309117	1104-KRRB
BR0071309128	1106-KRRB
BR0071316424	212NPP
BR0071339841	3780
BR0071356251	6207-2RS
BR0071369864	62MS
BR0071370634	72MS
BR0071502203	204RY2
BR0072098928	6204
BR0072099012	6202-2RS
BR0072100839	6201-ZZ
BR0072163092	387A
BR0073007119	39590
BR0074250061	362A
BR0074250616	3720
BR0074251113	3984
BR0074253252	14136A
BR0074253291	25521
BR0074254264	33462
BR0074254699	LM501310
BR0074254700	LM501349
BR0074254984	26884
BR0074391154	6205-2RS-16
BR007714470	52MS
BR0081146	390
BR0210548-4	342
BR022522X	A208-24
BR050294	52MS
BR050609	62MS
BR0517381-0	15245
BR051953	52MS
BR051987	72MST
BR0522328-4	A205-14

AGCO

OEM Part No.	Part No.
BR0522329	52MS
BR0527219-0	A207-22
BR0528306-4	A205-16
BR0530812	A202-10
BR0533638-3	A206-18
BR0533736-5	A207-23
BR0534438-7	A206-20
BR0534931-1	A209-28
BR0547658-5	A208-24
BR0555876-2	A207-20
BR0562270-9	A207-20
BR0580733-4	100MS
BR0583924-6	100MS
BR0583925-3	G100MSA
BR0593176-1	G62MSA
BR0598623-7	62MST
BR0700703036	14125A
BR0700703349	G62MSA
BR0700710544	394A
BR0927138-8	JLM506810
BR1085675M1	208KRR4
BR10A21642	25880
BR10A22365	342S
BR10A6714	07204
BR10A7331	LM67010
BR1109055	6206-2RS
BR1114839	52MS
BR1119314-1	395A
BR1124674	62MSTR
BR1127313	62MSTR
BR1138464-1	90MS
BR117093-9	72MS
BR1307583	G62MSA
BR1440483X1	6201-ZZ
BR1440488X1	6204
BR1440494X1	6206
BR1440506X1	6304
BR1440545X1	212K
BR150662M1	09067
BR15208X	15250
BR15209X	09196
BR15576X	15117
BR15853X	25877
BR15854X	25820
BR15951X	15520
BR15A16068	62MST
BR15A3439A	62MS
BR15A3733A	52MS
BR15A5728	G80MSA
BR15A6051	90MS
BR15A8872	72MS
BR15A8970	52MS
BR15P163	A206-20
BR15P294	A207-20
BR15P61	A205-16
BR16232X	26822

OEM BEARING CROSS REFERENCE

AGCO

OEM Part No.	Part No.
BR16234X	14276
BR1720176	A208-24
BR17201X	25520
BR175047M1	6202-2RS
BR18545X	14124
BR18563X	6306
BR190461M1	27690
BR1905665M1	W208PP5
BR1905667M1	GW208PPB5
BR1905670M1	GW208PPB8
BR1905672M1	GW208PP17
BR1905673M1	W209PPB4
BR1905674M1	GW209PPB4
BR1905675M1	GW209PPB8
BR1905679M1	GW211PP3
BR1905681M1	GW211PPB9
BR1905682M1	GW209PPB2
BR1905683M1	GW211PPB2
BR1905684M1	DC211TTR3E
BR195132M1	1102-KRRB
BR195159M1	3984
BR195160M1	3920
BR195525M1	382A
BR195756M1	13686
BR20-7002934	W208PP10
BR200922M1	368A
BR20H5837	G80MSA
BR20H5838	G80MSA
BR212615M1	15101
BR22020X	27620
BR22286X	52MS
BR22512X	A205-16
BR22522X	A208-24
BR22626X	13621
BR22627X	13685
BR22691X	62MS
BR238482B	G80MSA
BR238483B	G80MSA
BR2412950W1	72MST
BR2467280W1	G80MSA
BR2467960W1	GRA108-RRB
BR26692	G72MSA
BR29963X	6203-2RS
BR30-3065162	6007-2RS
BR3000059X1	6206-NR
BR300295M1	25581
BR301135E	62MSTR
BR301150	62MS
BR301151C	52MS
BR30A2435	62MSTR
BR31-1572010	1726207-2RS
BR31-1696030	6307-2RS
BR31-1697810	JM207049
BR31-1697820	JM207010
BR31-1742000	LM102949
BR31-1742020	387AS
BR31-2490840	G1115-KRRB

AGCO

OEM Part No.	Part No.
BR329335	62MS
BR3435718M1	6302-2RS
BR350351X1	15123
BR350353X1	25821
BR350356X1	362A
BR350396X1	6204-2RS
BR353114X1	RA012-RRB
BR353122X1	25878
BR353140X1	6207-2RS
BR353152X1	1726204-2RS
BR353236X1	6209-2RS
BR354353X1	6208-2RSNR
BR354369X1	LM67010
BR354370X1	LM67048
BR354920X1	6307-2RS
BR3636487M1	L44643
BR3734222M1	6204
BR3734225M1	6207
BR3734226M1	6208
BR3734233M1	6205-ZZ
BR3734235M1	6206-ZZ
BR3734276M1	6304
BR3734277M1	6306
BR3734321M1	LM67048
BR3734322M1	LM48548
BR3734323M1	LM11949
BR3734324M1	LM29749
BR3734327M1	L68149
BR3734329M1	LM501349
BR3734330M1	L44643
BR3734331M1	L44649
BR3734332M1	LM11910
BR3734333M1	LM67010
BR3734334M1	LM29710
BR3734337M1	L44610
BR3734338M1	L68111
BR3734339M1	LM48510
BR375025X1	A206-19
BR375028X1	A205-16
BR375030X1	A204-12
BR375068X1	1106-KRRB
BR404356E	47MST
BR410559M1	47MST
BR4252974	14138A
BR447899M1	W208PPB12
BR447900M1	87MS
BR449432M2	GW211PPB3
BR486278M2	208KRR4
BR4870102-3	52MS
BR501581E	72MS
BR501684E	RA100-RRB
BR501686E	52MS
BR501820E	62MS
BR502472E	A207-23
BR50260M1	25580
BR50294	52MS
BR503044E	342

AGCO

OEM Part No.	Part No.
BR504226M1	33462
BR504227M1	33275
BR505332E	A211-32
BR50534	62MS
BR505759E	62MST
BR509884E	72MST
BR51417	72MS
BR51953	52MS
BR51987	72MST
BR522328-4	A205-14
BR522329	52MS
BR524944E	A209-26
BR527219-0	A207-22
BR527220	72MS
BR528306-4	A205-16
BR530812	A202-10
BR533626	62MS
BR533636	62MS
BR533638-3	A206-18
BR533736-5	A207-23
BR534438-7	A206-20
BR534864	62MSTR
BR534931-1	A209-28
BR539658	52MS
BR541388M2	72MS
BR542908M1	1014-KRRB
BR547658-5	A208-24
BR549770	G72MSA
BR555876	A207-20
BR568691	62MST
BR570884	G52MSA
BR580733-4	100MS
BR583924-6	100MS
BR583925-3	G100MSA
BR588221M2	39590
BR593176-1	G62MSA
BR596206	G80MSA
BR598623-7	62MST
BR658137M1	26884
BR664837M91	G85MSA
BR664943M2	G100MSA
BR700050-294	52MS
BR700050-534	62MS
BR700050-542	72MS
BR700050-567	52MS
BR700051-417	72MS
BR700051-987	72MST
BR700109013	G52MSA
BR700432	UC206-20
BR700708197	HPS108GPA
BR700709-621	HPS103GP3
BR700710-145	A204-12
BR700710-293	62MST
BR700710-640	A205-16
BR700710-707	62MSTR
BR700711-424	62MS
BR700711-481	G62MSA

OEM BEARING CROSS REFERENCE

AGCO

OEM Part No.	Part No.
BR700711-622	1103-KRRB3
BR700711-952	47MST
BR700712-935	A205-16
BR700713-958	90MS
BR700714-360	100MS
BR701114M1	25590
BR70341230	L44643
BR70533636	62MS
BR70582091	JL69310
BR70582092	JL69349
BR707711-393	72MS
BR707711-419	G80MSA
BR707712-953	52MS
BR707713-639	90MS
BR707714-280	A206-18
BR707714-454	90MS
BR707714-686	100MS
BR708051-161	1726206-2RS
BR710-29	62MS
BR710-640	A205-16
BR710145	A204-12
BR710293	62MST
BR710558	62MS
BR710640	A205-16
BR710707	62MSTR
BR71138464	90MS
BR711952	47MST
BR712935	A205-16
BR713958	90MS
BR714360	100MS
BR763402M1	15245
BR763404M1	26878
BR7710056	368
BR7711401	G80MSA
BR7711419	G80MSA
BR7714280	A206-18
BR7714986	100MS
BR831054M1	LM11910
BR831055M1	LM11949
BR831077M1	LM48510
BR831078M1	LM48548
BR831087M1	1726206-2RS
BR831119M1	13620
BR831304M1	368
BR831315M1	2788
BR831319M1	3383
BR831333M1	09074
BR831337M1	14137A
BR831341M1	28682
BR831354M1	453A
BR831359M1	2720
BR831371M1	14274
BR831376M1	28622
BR831488M1	395A
BR831558M1	UC206-18
BR831607M1	6304-2RS
BR831703M1	3780

AGCO

OEM Part No.	Part No.
BR831728M1	LM501349
BR831729M1	LM501310
BR831777M1	UC209-28
BR831822M1	1726207-2RS
BR831861M1	1726307-2RS
BR831877M1	G1112-KRRB
BR831893M1	2580
BR831894M1	47620
BR831960M3	W210PPB2
BR831982M1	62MST
BR832009M1	1726203-2RS
BR832015M1	G1102-KRRB
BR832087M1	1726208-2RS
BR832189M1	L44643
BR832190M1	L44610
BR832191M1	LM11749
BR832192M1	LM11710
BR832210M1	6203-2RS
BR832280M1	47MST
BR832426M1	M12610
BR832540M1	W211PPB3
BR832629M1	207KRR
BR832634M3	W208PPB23
BR832651M1	203KRR2
BR832729M1	342A
BR832730M1	332
BR832773M1	6305-2RS
BR832778M1	6205-2RS-16
BR832811M1	212NPP
BR832926M1	M88048
BR832927M1	M88010
BR832982M1	6308-2RS
BR833045M1	HPS014GP
BR833094M1	LM603011
BR833095M1	LM603049
BR833124M1	13687
BR833349M1	72MST
BR833351M1	RA106-RRB
BR833411M1	204RR6
BR833412M1	G72MSA
BR833447M1	RA010-RR
BR833512M1	1103-KRRB
BR833521M1	62MS
BR833534M1	40MST
BR833535M1	RA008-RRB
BR833733M1	6012-2RS
BR833757M1	1726305-2RS
BR833771M1	207KRR
BR833819M1	6202-ZZ-16
BR833877M1	204RR6
BR834016M1	6206-2RS
BR834049M1	394A
BR834067M1	62MS
BR834099M1	203KRR3
BR834135M1	LM29749
BR834145M1	52MS
BR834199M1	RA100-RRB

AGCO

OEM Part No.	Part No.
BR834206M1	RA115-RRB
BR834218M1	-RD6011
BR834367M1	W208PPB6
BR834368M1	G1106-KRRB
BR834376M1	RA112-RR
BR834463M1	G80MSA
BR834468M1	15126
BR834469M1	62MS
BR834494M1	L44649
BR834580M1	M86649
BR834581M1	M86610
BR834829M1	JLM506810
BR834836M1	G1108-KRRB
BR834951M1	JM716610
BR834998M1	JLM104948
BR834999M1	JLM104910
BR835125M1	6200-2RS
BR835151M1	387A
BR835163M1	6007-2RS
BR842046M1	6215-Z
BR842079M1	1726309-2RS
BR842303M1	W209PPB5
BR842304M1	85MS
BR842437M1	M802048
BR842438M1	M802011
BR842520M1	25880
BR842591M1	62MSTR
BR842623M1	203KRR2
BR842625M1	RA112-RRB
BR842696M1	HPC014GP
BR842697M1	HPC100GP
BR842704M1	HPS100GP
BR843011M1	LM102949
BR843012M1	LM102910
BR843125M1	JL69349
BR843126M1	JL69310
BR843136M1	LM29710
BR843273M1	RA108-RR
BR843274M1	203KRR6
BR843330M1	G62MSA
BR843347M1	LM104949
BR843376M1	1104-KRRB
BR843385M1	G80MSA
BR843386M1	G80MSA
BR843387M1	G1107-KRRB
BR843448M1	GRA102-RRB
BR843636M1	GRA108-RRB
BR843638M1	W208PPB5
BR843870M1	LM12711
BR844075M1	HPS102GPE
BR850127M1	09195
BR850181M1	24720
BR850182M1	24780
BR850221M1	15120
BR850533M1	14125A
BR900001-16	100MS
BR90000116	100MS

OEM BEARING CROSS REFERENCE

AGCO

OEM Part No.	Part No.
BR90533636	62MS
BR9110250	RA106-RRB
BR9110340	A206-19
BR9111300-7	72MS
BR9112700	62MST
BR9152290	A207-20
BR9235K	A208-24
BR927952-2	M86649
BRA3280	6208
BRBA5014A	2879
BRBB5013A	26820
BRBB5014A	2820
BRBR713164	A206-18
BRF141349	A208-24
BRH668907R92	RA010-RR
BRK3356	M12610
BRKS5042	6204-ZZ
BRKT7109A	3383
BRN12985	G62MSA
BRNK2285	09195
BRP62833	47MS
BRR01125	6306
BRW15A11854	07196
BRW15A18875	1106-KRRB
BRW15A4702	14124
BRW2045R	09081
BRW20H2152	W209PPB2
BRW221184B	W208PPB14
BRW230548B	1103-KRRB
BRW232458B	52MST
BRW237092B	W208PPB7
BRW238799B	FD209RM
BRW238813B	DHU1-1/2R
BRW247167B1	204KRD4
BRW507095E	RA014-RR
BRW510496E	1726206-2RS
BRW511839E	1726205-2RS
BRW9110090	203KRR6
BRW9110240	80MS
BRW9110290	40MS
BRW9112020	L44643
BRW9112030	LM67048
BRW9112140	24780
BRW9112210	A202-10
BRW9112230	6303-2RS
BRW9112530	6208-2RS
BRW9112810	6305-2RS
BRW9112820	1726309-2RS
BRW9112910	6306-2RS
BRW9112920	1726208-2RS
BRW982554	2720
BRW982645	3720
BRW982657	3780
BRW982693	3984
BRW982953	M12649
BRW982967	13685
BRW983148	25520

AGCO

OEM Part No.	Part No.
BRW983161	25580
BRW983173	25821
BRW983174	25877
BRW983329	33462
BRW983475	L44610
BRW983477	L44643
BRW983478	L44649
BRW983567	LM48510
BRW983836	M86649
BRW983933	LM104911
BRW983937	LM104949
BRW984133	LM501310
BRW984136	LM501349
BRW984199	LM603011
BRW984202	LM603049
BRWAC10681	G1108-KRRB
BRWAC10938A	208KRR2
BRWAC11140	6007-2RS
BRWAH1337	2580
BRWAL1040	342A
BRWDX027	14125A
BRWF93 332	
BRWKB5017	3920
BRWP62833	47MS
BRWZ342A	24720
BRY710293	62MST
BRY710558	62MS
BRY710707	62MSTR
BRY711440	G72MSA
BRY712620	G72MSA
BRY712695	2790
BRY714162	RA110-RR
BRY714428	453A
BRZ1076	A205-16
BRZ277	52MS
BRZ312	72MS
BRZ390	A205-14
BRZ409	62MS

ALLIS CHALMERS

BR0407976	W208PPB7
BR0593891	FC885152
BR0827236-1	203KRR2
BR09196	09196
BR1112001	6206
BR1113372	RA014-RRB
BR1114839	52MS
BR1114843	1103-KRRB3
BR1116581	6210-2RS
BR1116798	G1106-KRRB
BR1117715	212NPP
BR1118304	6208-2RS
BR1122510	1108-KRRB
BR1124170	6205-2RS
BR1124674	62MSTR
BR1125636	212NPP
BR1126056	203KRR6

ALLIS CHALMERS

OEM Part No.	Part No.
BR1126150	6209-2RS
BR1126563	1100-KRRB
BR1126733	RA108-RRB
BR1127313	62MSTR
BR1127384	6206-2RS
BR1127791	52MSTR
BR1129247	6203-2RS
BR1130100	RA102-RRB
BR1131910	208KRR4
BR1133361	52MSTR
BR1136432	6304-2RS
BR1141190	1726309-2RS
BR1145314	6209-2RS
BR1150087	RA103-RRB
BR1154722	1726310-2RS
BR1160100	6013-ZZ
BR1177309	G1104-KRRB
BR1179922	GRA103-RRB2
BR1306655	RA014-RRB
BR1306657	1100-KRRB
BR1306661	RA102-RRB
BR1306662	RA103-RRB2
BR1306664	1108-KRRB
BR1308770	RA014-RRB
BR1308951	RA100-RRB
BR1308973	RA102-RRB
BR1308984	RA103-RRB2
BR1308995	1103-KRRB3
BR1309128	1106-KRRB
BR1605044	RA012-RRB
BR1650280	1100-KRR
BR1657990	GRA014-RRB
BR173934	GRA100-RRB
BR2028772	RA012-RRB
BR2082744	205KR3
BR209889	14138A
BR209899	26882
BR209925	09074
BR209926	15118
BR209942	13621
BR209943	13685
BR209983	15250
BR209984	09074
BR209987	2720
BR210008	25580
BR210009	25520
BR210241	382
BR210551	14274
BR211169	387A
BR211999	14137A
BR212037	382A
BR212453	212K
BR218285	387AS
BR222214	2776
BR227665	LM48548
BR227666	LM48510
BR235089	26823

OEM BEARING CROSS REFERENCE

ALLIS CHALMERS

OEM Part No.	Part No.
BR247133	6207-2RS
BR3004883	208KRR2
BR3007721	212K
BR3011952	6208-2RS
BR3012088	206W
BR325335	208KRR4
BR327382	LM67048
BR327527	LM11949
BR327997	LM67010
BR328002	LM11910
BR336914	LM11710
BR336915	LM11749
BR336916	L44610
BR336917	L44649
BR339565	RA103-RRB2
BR4043908	6307-2RS
BR4043988	6307-2RS
BR4252191	208KRR2
BR4253843	206W
BR4254084	6306-2RS
BR430478	W209PPB2
BR430480	W211PPB2
BR430796	W208PPB7
BR4728621	6308-2RS
BR507230	14138A
BR507238	14138A
BR527220	72MS
BR527221	RA106-RRB
BR527813	6205-2RS
BR527933	6305-2RS
BR528126	6206-2RS
BR528307	RA100-RRB
BR530806	RA010-RRB
BR531254	RA106-RRB
BR532094	6203-2RS
BR534864	62MSTR
BR534930	1112-KRRB
BR535969	RA103-RRB2
BR536050	RA103-RRB2
BR536555	RA103-RRB
BR536927	52MSTR
BR536986	204RR6
BR536987	6205-2RS
BR536988	6204-2RS
BR539157	1112-KRRB
BR539158	1112-KRRB
BR540959	203KRR3
BR541567	RA102-RRB
BR541568	RA102-RRB
BR542617	203KRR5
BR542703	G1106-KRRB
BR544174	G1106-KRRB
BR544175	G1111-KRRB
BR546298	GRA102-RRB
BR547444	RA107-RRB
BR548576	RA108-RRB
BR549768	RA107-RRB
BR549770-1	G72MSA

ALLIS CHALMERS

OEM Part No.	Part No.
BR555874	1104-KRRB
BR555906	1107-KRRB
BR561381	HPC011GP
BR561382	204RR6
BR562134	203KRR5
BR565094	GRA100-RRB
BR571020	204RR8
BR575883	HPS104TR
BR586143	HPS104TR
BR589573	GW209PPB5
BR590610	RA102-RRB
BR590705	GRA102-RRB
BR590706	GRA103-RRB2
BR590707	GRA104-RRB
BR590708	GRA106-RRB
BR590709	RA102-RRB
BR590710	GRA102-RRB
BR590711	GRA103-RRB2
BR593891	FC885152
BR594491	GW211PP3
BR605686	6208
CBR615817	RA010-RRB
BR632465	M88048
BR632466	M88010
BR662129	RA008-RRB
BR666630	RA012-RRB
BR70-583939	GW211PPB3
BR70-586143	HPS104TR
BR70-590709	RA102-RRB
BR70-590712	RA104-RRB
BR70204829	A0801
BR70209889	14138A
BR70209899	26882
BR70209925	09074
BR70209926	15118
BR70209983	15250
BR70209984	09196
BR70209987	2720
BR70210009	25520
BR70210241	382
BR70210551	14274
BR70211169	387A
BR70211618	3383
BR70211897	09195
BR70212037	382A
BR70222214	2776
BR70227665	LM48548
BR70227666	LM48510
BR70228152	M12649
BR70228153	M12610
BR70235089	26823
BR70241380	15245
BR70320213	15123
BR70327382	LM67048
BR70327997	LM67010
BR70508771	25590
BR70521373	09067
BR70539114	2788

ALLIS CHALMERS

OEM Part No.	Part No.
BR70542703	G1106-KRRB
BR70549839	LM603049
BR70549840	LM603011
BR70583939	GW211PPB3
BR70590709	RA102-RRB
BR70632465	M88048
BR70632466	M88010
BR70927138	JLM506810
BR70927269	JLM104948
BR70927270	LM102949
BR70927272	JLM104910
BR70927273	LM102910
BR70927434	L68111
BR70927435	L68149
BR70927436	LM12711
BR70927437	LM12749
BR70929740	LM104912
BR70929742	LM104949
BR70935129	15520
BR71116581	6210-2RS
BR71117051	6309-2RS
BR71126056	203KRR6
BR71126150	6209-2RS
BR71131910	208KRR4
BR71141190	1726309-2RS
BR71154722	1726310-2RS
BR71160100	6013-ZZ
BR71308770	RA014-RRB
BR71308951	RA100-RRB
BR71308962	G1100-KRRB
BR71308984	RA103-RRB2
BR71309128	1106-KRRB
BR73010578	382A
BR73011952	6208-2RS
BR74250061	362A
BR74253050	368
BR74254669	LM501310
BR74254700	LM501349
BR74255834	LM11910
BR74631182	LM11949
BR802379	6206
BR803974	6204-2RS
BR811-257135	6203-2RS
BR821197	207KRR
BR825972	1014-KRRB
BR827204	207KRR
BR827681	RA101-RRB
BR903208	6208
BRAMX14553	25878
BRAMX19954	LM67010
BRAMX20006	25878
BRAMX20007	25821
BRAMX20008	25877
BRAMX20063	25878
BRAMX20064	LM11949
BRAMX20065	LM11910
BRAMX20467	13687
BRAMX20468	LM67048

OEM BEARING CROSS REFERENCE

ALLIS CHALMERS

OEM Part No.	Part No.
BRAMX23541	25878
BRAMX28993	25590
BRAMX31737	LM603011
BRAMX31738	LM603049
BRAMX35239	2580
BRAX64927	LM29710
BRAX64939	LM603049
BRAX64940	LM603011
BRAX73799	25577
BRB299792A	3982
BRB299792B	3920
BRE1037	3720
BREFX6009	14276
BREFX802	14137A
BRG1177309	G1104-KRRB
BRL839	2720
BRMA1598	3780
BRP12320D	M12610
BRP12602E	JLM104948
BRP12603E	JLM104910
BRW237909B	GW211PPB3
BRX08738	W208PP5
BRX09838	W208PP5
BRX10927	W208PPB9

ARTSWAY

BR008620	F3U223H
BR008670	F3Y220N
BR035090	P3Y2E20N
BR236490	YG228E3L
BR236500	G1115-KRRB
BR238420	P3Y228N
BR240900	F3Y231N
BR55131	G1200-KRRB
BRE072001	P3W223E
BRE072102	F3Y226N
BRE072358	P3Y232N
BRE072375	WG226UL
BRE072431	G1200-KRRB
BRE072445	F3Y232N
BRE072470	GRA107-RRB
BRE072489	F3Y228E3
BRR66250	F3Y235NK15

BRILLION

BR1D598	RA012-RRB
BR1J808	FC885154B
BR1K521	FD211RM
BR2J516	W208PPB5
BR3J131	GW211PPB3
BR3J246	W211PP3
BR6C93	RA103-RRB2
BR9C016	W208PP8
BR9C16	W208PP8
BR9C627	RA100-RRB

BURCH

BR120A-70	A205-14
-----------	---------

BURCH

OEM Part No.	Part No.
BR201A56	W208PPB13
BR204-83	90MS
BR207-66	GW211PP2
BR208-12	GW209PPB2
BR554A	W208PP5
BR600-104	1014-KRR
BR600-118	1103-KRRB3
BR78672A	GW211PPB3
BR8672A	GW211PPB3
BR9554A	W208PP5
BRB7778	GW209PPB2
BRB7980	W208PPB5
BRJ8672A	GW211PPB3
BRJ9373	W208PPB5
BRJ9554	W208PP5
BRJ9554A	W208PP5

BUSH HOG

BR0108030203	204RR6
BR010803205	RA100-RRB
BR0108040602	A205-16
BR0108040603	62MS
BR0108040604	52MS
BR0108040606	A206-1
BR1100082475	W208PPB23
BR14-22-63	W208PPB6
BR14-24-16	W208PPB12
BR14-24-26	W208PPB12
BR14-24-63	GW208PP17
BR14-28-813	GW208PP17
BR14-36-183	GW208PP17
BR14-4-5	W209PPB2
BR14-5-109	W210PPB2
BR14-5-244	GW211PP2
BR14-6-168	W211PPB2
BR14-6-244	GW211PP2
BR14-6-430	GW211PP3
BR1400108	205PPB7
BR140108	205PPB7
BR142263	W208PPB6
BR1436183	GW208PP17
BR146244	GW211PP2
BR1550253A	UC209-28
BR16-1-176	W208PP5
BR16-11-176	W208PP5
BR25D25480	W209PPB4
BR403	G1106-KRRB
BR403BH	1106-KRRB
BR450149	203KRR6
BR461184	207KRR
BR4725L10356	203KRR2
BR500-05-776	52MS
BR61755	RA106-RRB
BR78BH	UCP207-22
BR7950006	W208PP5
BR920	203KRR2
BRDH209AR	ST491A

BUSH HOG

OEM Part No.	Part No.
BRHV432	25520
BRHV433	25590
BRHV51174	25821
BRHV51328	25877

CASE I.H.

BR1014051C1	6204-2RS
BR1014249C1	6201-ZZ
BR1014402C1	6206-ZZ
BR101698C91	HPC014GP
BR105496H	28622
BR105497H	382A
BR105503H	28682
BR107095C91	203KRR5
BR107653R91	6209-2RS
BR112041R91	6208-2RS
BR113568R91	6209-2RS
BR117509R91	6309-2RS
BR117510R91	6207-2RS
BR1251062C91	W209PPB2
BR1268017C91	204RY2
BR1268617C91	204RY2
BR1277585C91	RA012-RRB
BR128558C91	FC885152
BR1302725C91	RA103-RRB2
BR130503H	25520
BR130504H	25577
BR131097C91	6303-2RS
BR131098C91	6203-2RS
BR133214R91	6203-2RS
BR13321DA	1779
BR13367DC	3982
BR1337998C1	205KRP2
BR1341357C1	1102-KRR
BR141472C91	6201-ZZ
BR143760C1	62MST
BR145161C91	204RY2
BR149261C91	203KRR2
BR152920C91	G85MSA
BR152921C1	G85MSA
BR156011C92	GRA103-RRB2
BR156647C92	RA108-RRB
BR156816C91	HPS102GPE
BR160558C91	LM29749
BR164038C92	RA110-RRB
BR165963R91	25878
BR165964R1	25821
BR167878C11	G62MSA
BR171110C91	208KRR4
BR172404C91	G1111-KRRB
BR172406C91	G1203-KRRB
BR172408C91	G1115-KRRB
BR17498D	2720
BR175245C91	6012-2RS
BR179665C91	HPS108GPA
BR180302C91	HPC014GP
BR180383C91	G52MSA
BR180955C1	72MSTR

OEM BEARING CROSS REFERENCE

CASE I.H.

OEM Part No.	Part No.
BR190585R91	395A
BR193132C91	XLS3-1/4FFA
BR193282C91	G1200-KRRB
BR195293C91	HPS014GP
BR201753C92	UCP206-18
BR202311C91	1100-KRRB
BR203389C91	HPC100TPD
BR204807C91	RA100-RRB
BR20879D	14137A
BR211587C91	HPS100GP
BR214366C91	RA100-RRB
BR217935C91	HPS100GP
BR218423C1	A205-16
BR218584C91	GRA107-RRB
BR22396V	3920
BR22397V	3920
BR2419CHA	RA103-RRB2
BR251062C91	W209PPB2
BR25488H	2788
BR256557R92	RA107-RRB
BR25695HO	3984
BR29214H	394A
BR2950CSA	G1014-KRRB
BR295109R91	6205-2RS
BR300426R91	25590
BR3078585R91	6203-2RS
BR3139296R1	6205-2RS
BR3164602R91	6206-2RS
BR3174393R91	6306
BR3218393R91	6204-ZZ
BR324461A1	5203KYY2
BR327195R91	387A
BR350772R1	15520
BR350808R91	15120
BR361017R91	6210-2RS
BR361292R91	A0801
BR364462C1	LM104911
BR364463C91	LM104949
BR371417R91	AK5
BR371417R92	AK5
BR371418R91	AK6
BR371418R92	AK6
BR371882R91	M12649
BR371883R1	M12610
BR376272R1	40MST
BR376463C1	JLM104910
BR389440R91	1104-KRR
BR392672R91	6202-2RS
BR399933C91	LM102949
BR399934C1	LM102910
BR400983R91	M86649
BR424862C91	14116
BR43440D	09196
BR453011R91	13685
BR453012R1	13621
BR453279R91	14136A

CASE I.H.

OEM Part No.	Part No.
BR453879R91	6206-2RS
BR455102R21	A205-16
BR455104R11	A206-20
BR455111R91	G1108-KRRB
BR455112R11	A208-24
BR455256R91	13686
BR455386C1	M802011
BR455387C91	M802048
BR455957R92	RA012-RRB
BR455958R11	A204-12
BR455959R92	RA102-RRB
BR455960R92	RA102-RRB
BR455961R1	47MS
BR459456R91	15126
BR460774R91	207PPG
BR462182R91	6308-2RS
BR462360R1	52MS
BR465958R91	G1107-KRRB
BR466326R91	G1112-KRRB
BR467172R91	G1108-KRRB
BR468390R92	RA010-RRB
BR468391R11	A202-10
BR469834R91	13678SD
BR469924R1	47MST
BR470597R91	G1106-KRRB
BR470746R1	G62MSA
BR473091R91	G72MSA
BR473093R92	GRA106-RRB
BR473097R92	GRA104-RRB
BR474017R91	14136A
BR476424R91	368
BR478023R91	G80MSA
BR478024R1	G80MSA
BR478038R92	GRA108-RRB
BR478656R92	RA101-RRB
BR478793R1	LM29710
BR479589R91	203KRR2
BR479838R91	203KRR2
BR482303R92	GRA100-RRB
BR482363C91	2580
BR483516R92	GRA014-RRB
BR485259R91	1104-KRRB
BR487919R91	UC206-18
BR488454R1	G80MSA
BR492757R91	204RY2
BR493532R91	204RY2
BR50567	52MST
BR50591	52MST
BR51540	1012-KRR
BR517645R11	A207-22
BR518120R91	09067
BR518819R1	13620
BR519467R1	09081
BR523955R91	203NPP9
BR524598R91	6304-2RS
BR526769C1	FC885151E
BR526769R91	FC885151E

CASE I.H.

OEM Part No.	Part No.
BR529207R91	JM207049
BR529208R1	JM207010
BR530741R1	M86610
BR533729R91	JLM104948
BR536053R91	L68149
BR536054R1	L68111
BR536056R91	LM12749
BR536057R1	LM12711
BR536988	6204-2RS
BR537290R91	6204-2RS
BR54404C1	39520
BR54404R1	39520
BR54630H	15250
BR54631H	15118
BR546896R1	G52MSA
BR556080R1	85MS
BR557113R11	A207-23
BR557115R11	A206-18
BR557116R91	1103-KRRB
BR557117R11	A206-19
BR557119R11	A209-26
BR557995R11	A206-20
BR560953R91	25877
BR560954R1	25820
BR563401R1	52MS
BR564991R92	RA014-RRB
BR565672R92	RA104-RRB
BR565673R92	RA104-RRB
BR566546R91	6208-2RSNR
BR566634R92	RA103-RRB
BR567845R1	18720
BR567846R91	18790
BR567847R1	24720
BR567848R1	24780
BR570041R91	1110-KRRB
BR571334R91	1102-KRRB
BR571424R1	52MSTR
BR571425R1	62MSTR
BR571588R92	RA106-RRB
BR572563R1	L44649
BR572564R1	L44610
BR573324R91	15100
BR580095R92	RA014-RR
BR581469R1	62MST
BR582816R11	A209-28
BR586153R91	RA012-RR
BR586156R92	RA012-RR
BR586609R92	RA100-RR
BR586649R92	RA103-RR2
BR587015R92	RA104-RR
BR591860R91	1726205-2RS
BR591871R91	1726206-2RS
BR592141R91	HPC011GP
BR594396R91	1112-KRRB
BR594446R1	15101
BR595454R91	207KRR
BR597536R92	RA108-RR

OEM BEARING CROSS REFERENCE

CASE I.H.

OEM Part No.	Part No.
BR599112R91	1726207-2RS
BR599382R1	72MST
BR602957R91	LM67000LA
BR609654R91	6305-2RS
BR611311R92	RA107-RR
BR611583R91	1106-KRRB
BR611921R92	RA106-RR
BR611928R91	203KRR5
BR612023R11	A206-19
BR616154R92	6206-2RS
BR617668R92	RA103-RRB2
BR617863R1	72MS
BR61801C1	JL69310
BR618023R91	LM48548
BR618024R1	LM48510
BR61802C91	JL69349
BR618210R92	RA102-RR
BR619333R1	90MS
BR619387R1	LM603011
BR619479R92	RA115-RRB
BR619737R91	1103-KRRB3
BR619738R91	1103-KRRB3
BR625020R91	G1100-KRRB
BR625743C1	JLM506810
BR626899R91	203KRR6
BR628904R91	1106-KRR
BR629723R91	G1111-KRRB
BR630095R91	W211PPB3
BR630210R91	W208PPB5
BR636826R91	25581
BR63881C92	AK9
BR642954R1	15245
BR642955R91	15123
BR64927C91	6202-2RS
BR651814R1	LM11910
BR651815R91	LM11949
BR651817R1	LM67010
BR651818R91	LM67048
BR658006R11	A205-14
BR658089R91	6206-2RS
BR659459R1	382
BR662519R91	208KRR4
BR662649R1	62MSTR
BR663557R91	LM501349
BR663558R1	LM501310
BR663559R91	1108-KRRB
BR663562R1	80MS
BR664175R92	RA108-RRB
BR665721R1	52MPB
BR666589R91	1100-KRRB
BR666624R91	203KRR2
BR667861R1	72MS
BR667925R91	203KRR3
BR668719R92	RA112-RRB
BR668907R92	RA010-RR
BR669807R91	205KR3
BR670373R91	G1102-KRRB

CASE I.H.

OEM Part No.	Part No.
BR670375R11	G62MSA
BR671032R1	M88048
BR671033R1	M88010
BR673365R91	1014-KRRB
BR674464R91	FC885154B
BR675728R91	LM11749
BR675729R1	LM11710
BR69789C91	A2287-1
BR69844C91	6204-2RS
BR69983C91	6306-2RS
BR700700760	1012-KRRB
BR710350	14276
BR712588	3720
BR712612	72MS
BR712620	G72MSA
BR712786	25581
BR714360	100MS
BR714428	453A
BR76076C91	GRA110-RRB
BR7711294	RA112-RR
BR779103R91	13687
BR779160R1	26820
BR8050080	RA106-RR
BR8050478	G1203-KRRB
BR8050825	RA108-RR
BR818112C91	DC209TTR8
BR824933C91	1726204-2RS
BR85104C92	TO3548
BR936133R91	1108-KRR
BR937517R1	52MS
BR937518R91	G52MSA
BR939460R91	G62MSA
BR939461R1	G62MSA
BR939473R91	G1014-KRRB
BR958334R91	W211PPB2
BR963889R91	W208PP5
BRA137106	HM212010
BRA150526	6304
BRA26581	6207
BRA27146	27620
BRA27196	27690
BRA28236	6008-ZZ
BRA28237	6007-2RS
BRA29183	6207
BRA30114	390
BRA31187	6204
BRA31209	6210-2RS
BRA42075	6205-2RS
BRA42270	6200-2RS
BRA43680	6305-2RS
BRA61447	JLM506849
BRA63171	JM716610
BRB18215	6208
BRB91449	HPS014GP
BRB91451	RA102-RRB
BRB91453	204RY2
BRB91455	6203-2RS

CASE I.H.

OEM Part No.	Part No.
BRB91456	RA100-RRB
BRB92572	202NPP9
BRB92574	203NPP9
BRB92575	204KRD4
BRB92576	204RR8
BRB92578	205PPB7
BRB92579	205PP10
BRB92583	207KRR
BRB92620	G1008-KRRB
BRB92621	G1010-KRRB
BRB92622	G1012-KRRB
BRB92623	G1014-KRRB
BRB92624	G1015-KRRB
BRB92625	G1103-KRRB
BRB92626	G1103-KRRB3
BRB92628	G1114-KRRB
BRB92636	GN115KRRB
BRB92638	GRA010-RRB
BRB92639	GRA012-RRB
BRB92640	GRA103-RRB
BRB92641	GRA111-RRB
BRB92642	GRA112-RRB
BRB92643	GRA115-RRB
BRB92652	1014-KRR
BRB92653	1100-KRR
BRB92658	1112-KRR
BRB92664	1015-KRRB
BRB92666	1200-KRRB
BRB92667	RA008-RRB
BRB92668	RA015-RRB
BRB92672	RA110-RRB
BRB92673	RA111-RRB
BRD29266	L44643
BRD38346	6200-2RS
BRD57342	62MS
BRD77046	6208-ZZ
BRE13994	07100
BRF10265	6208-2RS
BRF12986	6210-2RS
BRF13526	40MST
BRF16246	203KRR2
BRF20543	6210-2RS
BRF82059	RA108-RR
BRF86214	G1104-KRRB
BRFH711432	G1103-KRRB3
BRG10624	6206-ZZ
BRG15215	LM603049
BRH333534	47MSTR
BRH433209	L68110
BRH747139	W208PP5
BRH747188	62MS
BRH747303	W208PP10
BRH747444	W211PP3
BRH747477	6306-2RS
BRH753509	LM48548
BRH754788	GRA108-RRB
BRH757120	6302-2RS

OEM BEARING CROSS REFERENCE

CASE I.H.

OEM Part No.	Part No.
BRH757328	212NPP
BRH757674	RA008-RR
BRH757807	6006-2RS
BRL33289	387A
BRM32951	09195
BRN3382	RA103-RRB
BRS105964	207PPG
BRS400372	6309-2RS
BRST2016A	39585
BRST2018A	39590
BRST2049	14138A
BRST2053	26884
BRST205A	6207
BRST2065	342A
BRST207	6204
BRST2110	HM212049
BRST2118	25580
BRST212	206W
BRST2127	39585
BRST213	6206
BRST2135	14131
BRST215	6208
BRST2174	39585
BRST2182	33275
BRST241	6306
BRST256	6208-2RSNR
BRST269A	212K
BRST287	6304
BRST291	6307-2RS
BRST3012A	FD211RJA
BRST327	6204-2RS
BRST437	TB7623
BRST491A	ST491A
BRST544	6205-ZZ
BRST553	6204-ZZ
BRST556	208KRR2
BRST607A	DS209TT6E
BRST773A	2790
BRST775A	368A
BRST781A	342S
BRST783A	3780
BRST856	33462
BRST860	26823
BRST863	3720
BRST869	2820
BRST882	332
BRST969	47620
BRST970	362A
BRST973	26822
BRST974	14274
BRST977	25521
BRST985	HM212011
BRST991	14276
BRT15892	395A
BRT16289	BSK10
BRT20939	14124
BRT25346	1107-KRRB

CASE I.H.

OEM Part No.	Part No.
BRT26882	FC885151E
BRT27207	72MS
BRT28259	52MSTR
BRT28503	W208PPB12
BRT33150	GRA102-RRB
BRT34178	W209PPB6
BRT39594	204RR6
BRT51610	GW211PPB3
BRT51653	GW211PP3
BRT53781	GW210PPB2
BRT53785	LM67048
BRT54897	GW210PPB5
BRT57559	GW211PPB2
BRT57851	GW209PPB4

CRUST BUSTER

BR400580	204RY2
----------	--------

DICKEY

BRDC1344	FC885154B
----------	-----------

DMI

BR21842320	FYG223E3
BR21842400	GW209PPB4

DUNHAM

BR38-1006	FC885154B
BRGK260	W208PPB5

FARM HAND

BR10771	W210PPB2
BR16063	RA100-RRB
BR16647	RA014-RRB
BR17507	RA102-RRB
BR1A64318	DHU1-1/2R
BR1R41009	W208PPB5
BR310072	W209PPB2
BR340103	W209PPB4
BR71421	RA100-RR
BR7263-1	G52MSA
BR7263-2	G62MSA
BR7264-1	G52MSA
BR7264-2	G62MSA
BR7265-3	UC206-20
BR7267-1	A205-16
BR7267-2	A206-18
BR7267-3	A206-20
BR7267-6	A207-20
BR7377-1	W211PPB3
BR7384-2	6012-2RS
BR7395-3	62MST
BR7398-2	RA014-RR
BR73982	RA014-RR
BR7440-1	1100-KRRB
BR74401	1100-KRRB
BR7441-1	RA100-RRB
BR7441-10	RA103-RRB

FARM HAND

OEM Part No.	Part No.
BR7441-2	RA014-RRB
BR7441-3	RA100-RRB
BR7441-4	RA102-RRB
BR7441-5	RA103-RRB
BR7441-6	RA104-RRB
BR7441-7	RA106-RRB
BR7441-9	RA107-RRB
BR74412	RA014-RRB
BR74413	RA100-RRB
BR74414	RA102-RRB
BR7444-2	RA100-RR
BR7444-4	RA104-RR
BR7444-5	RA103-RR2
BR7444-6	RA108-RR
BR74442	RA100-RR
BR7462-1	6203-2RS
BR7462-4	6206-2RS
BR7471-2	207KRR
BR7471-3	203KRR2
BR7483-6	72MS
BR75011	RA012-RR
BR7591-1	RA012-RR
BR7591-2	RA106-RR
BREP6576	GW209PPB4
BRG10771	GW210PPB2

FMC

BR126-068	W209PPB5
BR15148	W208PP10
BR15617	W208PPB23

FORD NEW HOLLAND

BR00043048	62MSTR
BR00047559	1106-KRRB
BR00063621	RA104-RRB
BR00400	JLM104910
BR0047559	1106-KRRB
BR00624518	6202-2RS
BR00666911	RA015-RR
BR00685727	G1115-KRRB
BR00685728	G1200-KRRB
BR013066563	RA100-RRB
BR01T4812	6207
BR01T4818	6207
BR047559	1106-KRRB
BR063621	RA014-RRB
BR0666911	RA015-RR
BR0685728	G1200-KRRB
BR103130	33462
BR103171	RA010-RR
BR104520	25580
BR104521	25521
BR105892	6203-2RS
BR105E4221	LM48548
BR105E4222A	LM48510
BR105E7065A	6207
BR106795	RA102-RRB
BR106801	205KR3

OEM BEARING CROSS REFERENCE

FORD NEW HOLLAND

OEM Part No.	Part No.
BR107827	A204-12
BR108032	A204-12
BR108050	RA104-RRB
BR108052	A206-19
BR108331	1106-KRRB
BR108879	RA103-RR2
BR109836	13685
BR10A134	25821
BR10A177	25877
BR113903	W209PPB2
BR114085	6208
BR11527877	M86649
BR11527878	M86610
BR11527880	13621
BR11527992	LM11749
BR11527993	LM11710
BR11527994	L44649
BR11527995	L44610
BR11528406	6206
BR11553181	M86649
BR11553182	M86610
BR11553184	13685
BR11553574	15520
BR11553577	LM48548
BR11556205	207KRR
BR11590030	15520
BR11590378	14138A
BR11590418	15250
BR11590420	25878
BR115960	342A
BR115970	14137A
BR116210	14276
BR11690235	15118
BR11690236	2788
BR11690239	15250
BR11690241	33462
BR11690245	2790
BR11690247	09196
BR11690248	1729
BR11690249	394A
BR11690250	2720
BR11691184	3720
BR11693433	6306
BR11693714	6203-2RS
BR117003	RA100-RRB
BR11Q4222	33462
BR120053	14274
BR120060	14124
BR12094	6203-2RS
BR121038	GRA100-RRB
BR12124	6210-2RS
BR121506	LM29749
BR121602	HPS102GPE
BR128142	1102-KRRB
BR130114	UCF210-31
BR131230	1102-KRRB
BR131377	A209-26

FORD NEW HOLLAND

OEM Part No.	Part No.
BR131574	G1107-KRRB
BR131655	RA100-RR
BR132295	1102-KRR
BR132709	L44610
BR132710	L44643
BR133941	RA112-RRB
BR134384	207KRR
BR134686	GRA103-RRB2
BR135241	HPS100GP
BR13540	25580
BR135423	HPC100GP
BR136798	72MST
BR136903	A-6
BR136978	72MST
BR138642	395A
BR139368	GRA102-RRB
BR13958	25520
BR140868	15101
BR140869	15101
BR141228	15520
BR141295	M86649
BR141296	M86610
BR141349	A208-24
BR141356	RA108-RRB
BR141624	62MST
BR141898	LM67000LA
BR142068	RA102-RRB
BR142441	G1112-KRRB
BR142694	47MS
BR142695	1012-KRRB
BR14296	M86610
BR144476	6306
BR144831	RA010-RRB
BR146076	47MSTR
BR146077	RA012-RR
BR146847	RA014-RRB
BR147082	RA014-RRB
BR1472584	6202-2RS
BR147480	6207-ZZ
BR147606	RA106-RRB
BR148421	6207-2RS
BR148916	1106-KRRB
BR148917	72MS
BR149071	1106-KRRB
BR149072	A207-22
BR149690	90MS
BR1525647	6208
BR1539777	6208-2RS
BR160636	6205-2RS
BR160639	6206-2RS
BR163044	394A
BR163415	6208-ZZ
BR163589	6206-2RS
BR163641	G1106-KRRB
BR163793	1103-KRRB3
BR163892	1014-KRRB
BR163893	A205-14

FORD NEW HOLLAND

OEM Part No.	Part No.
BR164001	13685
BR164002	13621
BR164004	15123
BR164080	453A
BR164082	1729
BR164085	2580
BR164088	2720
BR164091	3383
BR164092	3920
BR164093	3982
BR164198	2788
BR165010	52MS
BR165011	1014-KRRB
BR165364	RA014-RRB
BR165385	62MST
BR165484	203KRR3
BR166102	6208
BR166258	387A
BR166259	25878
BR166263	26882
BR166598	HPC014GP
BR167829	207KRR
BR167836	6210-2RS
BR168227	A206-20
BR168264	RA103-RRB2
BR168347	1106-KRR
BR168636	RA100-RRB
BR168637	A205-16
BR168639	GRA102-RRB
BR168640	A206-18
BR168912	A205-16
BR169852	RA014-RRB
BR16H7697	6206
BR170211	6206-2RS
BR170221	6206-2RS
BR170309	52MS
BR170310	1100-KRRB
BR170409	1103-KRRB3
BR170410	62MSTR
BR1706063	6202-2RS
BR170773	6205-2RS
BR172040	RA100-RRB
BR173440	RA108-RRB
BR174125	3720
BR174126	2790
BR174127	3780
BR175027	1100-KRRB
BR175028	1100-KRRB
BR175031	6209-2RS
BR175032	RA012-RRB
BR175033	RA012-RRB
BR175037	47MST
BR175039	RA014-RRB
BR175040	RA100-RRB
BR175041	208KRR2
BR175043	RA102-RRB
BR175052	47MS

OEM BEARING CROSS REFERENCE

FORD NEW HOLLAND

OEM Part No.	Part No.
BR175055	212NPP
BR175056	1108-KRRB
BR175057	1108-KRRB
BR175059	RA014-RR
BR175082	1102-KRRB
BR175083	1102-KRRB
BR175089	1103-KRRB3
BR175090	1103-KRRB3
BR175091	A206-20
BR175092	62MSTR
BR175101	RA112-RRB
BR175102	RA112-RRB
BR175103	A209-28
BR175219	1106-KRRB
BR175507	L68149
BR175508	L68110
BR176375	6203-2RS
BR178746	CF108S4F6
BR179080	A-2
BR179760	GRA111-RRB
BR18061	24720
BR181010	2788
BR181011	33462
BR192561	6204-2RS
BR192569	6204-2RS
BR194221	14138A
BR194222	14276
BR194616B	15250
BR194621B	15119
BR199954	JLM104948
BR199955	JLM104910
BR19D1244A	18790
BR1QH1202	2720
BR1Y1202	14276
BR201824	W208PPB14
BR202264	LM67010
BR202266	332
BR202267	13686
BR202269	LM67048
BR202391	342A
BR204E1216	LM11949
BR204E1216A	LM11949
BR204E1217A	LM11910
BR210040	6203-2RS
BR210042	6205-2RS
BR210043	6206-2RS
BR210044	6207-2RS
BR210049	6308-2RS
BR210063	6207
BR210064	6206
BR210075	6205-ZZ
BR210086	6309-2RS
BR210329	14136A
BR214565	RA108-RRB
BR218230	A-6
BR220782	6207
BR221720	A207-22

FORD NEW HOLLAND

OEM Part No.	Part No.
BR221721	72MS
BR221805	25520
BR221812	395A
BR221813	394A
BR221956	G1100-KRRB
BR222279	203KRR2
BR225614	GRA112-RRB
BR228873	RA103-RR2
BR229449	A209-28
BR230017	14138A
BR232468	W211PP3
BR232471	W208PP5
BR240381	RA103-RRB2
BR240611	6206-2RS
BR240953	RA107-RRB
BR241336	25821
BR241452	1103-KRRB
BR241565	RA108-RRB
BR241796	GRA102-RRB
BR241798	G1115-KRRB
BR241799	G62MSA
BR241800	62MS
BR241801	90MS
BR242074	208KRR4
BR242093	394A
BR242532	GRA103-RRB
BR24259	204RR8
BR243023	6207
BR243029	G80MSA
BR243030	GRA108-RRB
BR243128	203KRR2
BR248346	JLM506810
BR248347	JLM506849
BR249062	CF7811
BR25148	204RR6
BR253062	LM102949
BR253063	LM102910
BR253624	204RR6
BR25953	6207-2RS
BR260369	RA014-RRB
BR267404	2720
BR26803	09074
BR268734	M802048
BR270291	6204-2RS
BR271333	6200-2RS
BR271796	RA102-RRB
BR27291	6204-2RS
BR273110	A211-32
BR273423	15126
BR273633	JL69349
BR273634	JL69310
BR273806	G1103-KRRB3
BR275235	90MS
BR276882	GW209PPB2
BR28656	332
BR286909	HPS108GPA
BR287066	LM104911

FORD NEW HOLLAND

OEM Part No.	Part No.
BR287902	LM104949
BR28966	15245
BR29139	15123
BR29140	15123
BR29659	6206
BR29792	6210-2RS
BR29941	6303-2RS
BR29963X	6203-2RS
BR2C1225A	208KRR4
BR2C5A5	204RR6
BR308803	1726207-2RS
BR310115	LM48548
BR310116	LM48510
BR312518	25521
BR312520	2474
BR313937	6207
BR31T4812	6207
BR320557	6307-2RS
BR32237	RA102-RRB
BR32323	52MS
BR325103	RAE25RRB
BR330052	6208-2RS
BR34249	RA102-RRB
BR34439	6205-2RS
BR36057	13687
BR362804	6203-2RS
BR36403	72MS
BR36404	RA107-RRB
BR36405	A207-23
BR36723	LM67010
BR36724	LM11949
BR36725	LM11910
BR36726	LM67048
BR36735	09081
BR36737	14136A
BR36738	09195
BR36800	CF6522
BR36853	52MS
BR36854	1100-KRRB
BR37203	6207
BR377714	6204-2RS
BR37797	RA100-RRB
BR38121	62MS
BR38260	A205-16
BR38261	RA100-RRB
BR38766	RA103-RRB2
BR38767	A206-20
BR40696	RA100-RRB
BR40697	62MS
BR40698	RA103-RRB2
BR407580	A0801
BR41448	RA014-RRB
BR41479	2720
BR41480	2788
BR42567	A205-14
BR43048	62MSTR
BR43056	52MSTR

OEM BEARING CROSS REFERENCE

FORD NEW HOLLAND

OEM Part No.	Part No.
BR44401	368A
BR44402	362A
BR44419	18790
BR44676	18720
BR44936	6209-2RS
BR45076	A206-18
BR45393	A207-22
BR45396	RA100-RRB
BR45631	A209-28
BR45876	A206-18
BR45882	RA102-RRB
BR46805	6306
BR46912	85MS
BR47066	RA106-RRB
R47192	207KRR
BR47298	1112-KRRB
BR47559	1106-KRRB
BR48138	TB7623
BR48198	LM67000LA
BR48976	LM48510
BR48977	LM48548
BR48984	382A
BR49029	382A
BR49030	387AS
BR49436	HPC014GP
BR49633	1112-KRRB
BR5000365	6205-2RS
BR5000379	6208-2RS
BR50542	72MS
BR50609	62MS
BR50617	RA012-RR
BR50666	15123
BR50775	HPS014GP
BR50807	RA012-RRB
BR508E4829	6208-2RS
BR510884	3984
BR510892	3920
BR511644	25577
BR512725	25590
BR513115	RA100-RRB
BR513194	3982
BR513379	33462
BR516990	25880
BR517512	25820
BR52431	6208-2RS
BR52443	RA108-RRB
BR52444	A208-24
BR52447	G1108-KRRB
BR527992	LM11749
BR527993	LM11710
BR527994	L44649
BR527995	L44610
BR528E1239	394A
BR529148	1014-KRRB
BR540567	RA103-RRB
BR540E1202B	39520
BR540E1216	14138A

FORD NEW HOLLAND

OEM Part No.	Part No.
BR540E1216A	14138A
BR540E1217	14276
BR540E1217A	14276
BR54187	A207-20
BR56617	203KRR3
BR573944	6304-2RS
BR574809	LM12749
BR574810	LM12710
BR574844	RA100-RRB
BR58202	LM48548
BR590030	15520
BR59804	CF6522
BR605002	RA106-RRB
BR605010	07196
BR605032	G1108-KRRB
BR605034	RA103-RRB2
BR605044	1012-KRR
BR605122	G1108-KRRB
BR605128	RA103-RRB
BR605156	M12610
BR605158	RA104-RRB
BR605159	RA102-RRB
BR605160	UC206-18
BR605170	LM11710
BR605171	LM11749
BR605185	RA014-RR
BR605187	25877
BR60534	RA103-RRB2
BR607858	LM104912
BR614221	368A
BR614222	362A
BR61Y1202	14276
BR622111	39585
BR622113	HM212049
BR622114	HM212010
BR63226	A206-19
BR63261	RA104-RRB
BR63262	1012-KRR
BR63264	G1108-KRRB
BR63265	RA103-RRB
BR63266	A206-19
BR63266B	A206-19
BR63621	RA104-RRB
BR63680	M12649
BR65117	RA103-RRB2
BR65391	6203-2RS
BR65EX1229	14276
BR65EX4221	24780
BR66005	A202-10
BR66006	RA010-RRB
BR66495	RA104-RR
BR66553	203KRR2
BR666911	RA015-RRB
BR66801	6208
BR66911	RA015-RR
BR66972	208KRR2
BR671067	203KRR5

FORD NEW HOLLAND

OEM Part No.	Part No.
BR67370	LM501349
BR67371	LM501310
BR67526	LM603011
BR67527	LM603049
BR685727	G1115-KRRB
BR685728	G1200-KRRB
BR7000242	203KRR3
BR702993	GN115KRRB
BR703623	LM29710
BR703624	LM29749
BR704812	6208
BR704812B	6208
BR705211	204RR6
BR707600	6203-2RS
BR707600B	6203-2RS
BR711770	203KRR3
BR71216	2790
BR71750	6204-ZZ
BR7200460	GW209PPB2
BR72012	13686
BR72013	15120
BR72062	13621
BR72063	15250
BR72770	6204
BR7300857	W208PPB6
BR73436	39520
BR7501260	207KRR
BR7536131	LM501349
BR7536132	LM501310
BR75GE9	6207
BR762094	UC215-47
BR76374	62MS
BR766314	M88048
BR76743	A211-35
BR76802	RA012-RR
BR76836	1103-KRRB3
BR799047	2788
BR799050	3920
BR799051	3982
BR799052	3984
BR799065	09196
BR799070	14276
BR799072	15118
BR799076	15250
BR799133	368A
BR799134	362A
BR799152	3720
BR799153	25877
BR799163	14137A
BR7AEX1202	15520
BR7EOH1243	47620
BR7EQ1201B	2720
BR7EQ1202	3720
BR7EQ1216	2790
BR7EQ1217	2720
BR7EQH1239	39520
BR7EQH1239A	39520

BEARING X-REF

OEM BEARING CROSS REFERENCE

FORD NEW HOLLAND

OEM Part No.	Part No.
BR7EQH1240	39590
BR7EQH1243	47620
BR7RA10094	6203-2RS
BR7RA10094A	6203-2RS
BR7RA10094B	6203-2RS
BR81T4221B	3984
BR86206GS	6206
BR864221	25590
BR87025A	6208-2RSNR
BR87600A	6203-2RS
BR87A7065	6207
BR8A1200	LM67010
BR8A1201	15123
BR8A1201A	15123
BR8A1201B	15123
BR8A1201C	LM67048
BR8A1202	15245
BR8A1202A	15245
BR8A1202B	LM67010
BR8A1216	09067
BR8A1216A	09067
BR8A1216B	LM11949
BR8A1217	09195
BR8A1217A	09195
BR8A1217B	LM11910
BR8A4221	24780
BR8A4222	24720
BR8A7065	6207
BR8D1243	18720
BR8L4221	25590
BR8M1225	208KRR4
BR8M1225A	208KRR4
BR8M1225A1	208KRR4
BR8M1225B	208KRR4
BR8M1225C	208KRR4
BR8M4221	25577
BR8M4221A	25577
BR8N779A	14138A
BR90302	6208
BR91D1243	18720
BR91D1243A	18720
BR91D1244	18790
BR91D1244A	18790
BR92A1202	15520
BR92AX1202B	15520
BR957E1201B	LM67048
BR957E1202B	LM67010
BR95LK4221	28682
BR95LX4221	28682
BR95LX4222	28622
BR9807906	204RR6
BR9M-715B	6206
BR9M715B	6206
BR9N4222	3720
BR9N706	25820
BR9N7066	25877
BR9N7067	25820

FORD NEW HOLLAND

OEM Part No.	Part No.
BR9N715	6206
BR9N715B	6206
BR9N715C	6206
BR9N743	14137A
BR9N744	14276
BRA1201	15118
BRA1217	09196
BRA7025	6208
BRA7065	6306
BRA7600	6203-2RS
BRA7600A1	6203-2RS
BRA8AZ10094A	6203-2RS
BRA8AZ10094B	6203-2RS
BRA9A1225A	208KRR4
BRAA4220A1	212K
BRAA4222C	3920
BRAAC100158R	3720
BRAN210541	RA103-RRB2
BRB1201	15118
BRB1202	15250
BRB1216	09074
BRB1217	09196
BRB3552	A-6
BRB4Q1243A	33462
BRB4T4242A	33275
BRB4TZ4221A	33275
BRB5A1201	LM67048
BRB5A1201A	LM67048
BRB5A1202	LM67010
BRB5A1202A	LM67010
BRB5A1216	LM11949
BRB5A1216A	LM11949
BRB5A1217	LM11910
BRB5A1217A	LM11910
BRB5D4221A	387A
BRB5QH4812B	208KRR2
BRB5QH4812D	208KRR2
BRB5Y4221A	28682
BRB5Y4222A	382
BRB5Y4242A	387A
BRB6A10095B	6203-2RS
BRB6C10094A	6204-2RS
BRB6C10094C	6203-2RS
BRB6D1244A	18790
BRB6J1243A	362A
BRB6J1244A	368A
BRB6S1244A	368A
BRB6T1240A	3982
BRB6T1243A	3920
BRB6T1244B	3984
BRB7025A	6208-2RSNR
BRB7025A2	6208-2RSNR
BRB7600	6203-2RS
BRB7600A	6203-2RS
BRB7600A1	6203-2RS
BRB7600B	6203-2RS
BRB7A4221	LM501349

FORD NEW HOLLAND

OEM Part No.	Part No.
BRB7A4221A	LM501349
BRB7A4221B	LM603049
BRB7A4222A	LM501310
BRB7A4222B	LM603011
BRB7A4616A	M88010
BRB7A4621	M88048
BRB7A4621A	M88048
BRB7C1201A	LM48548
BRB7C1202A	LM48510
BRB7C1216A	M12649
BRB7C1217A	M12610
BRB7T1201A	25590
BRB7T7065B	-RD6011
BRB8C10095A	6204-2RS
BRB8QH2873A	6207
BRB9C1201A	LM501349
BRB9TT1202A	HM212011
BRBA4621	M88048
BRBB1201	2788
BRBB1202	2790
BRBB1217	1729
BRBB1240B	3984
BRBB4221	3982
BRBB4221A	3982
BRBB4221B	3984
BRBB4222	3920
BRBB4222A	3920
BRBB4222B	3920
BRBER654497	15101
BRBM7025	6208-2RSNR
BRBN07207	18790
BRBRC1VV1201A/02A	A-5
BRBV038260	A205-16
BRBV047559	1106-KRRB
BRBV574844	RA100-RRB
BRC01Q19770	342S
BRC01Q19773	14274
BRC01Q19774	14137A
BRC0DD1201A	L44649
BRC0DD1202A	L44610
BRC0DD1215	A-1
BRC0DD1216A	LM11749
BRC0DD1217A	LM11710
BRC0DW4220A	A-5
BRC0DW4222	LM48548
BRC0DW4616A	M86610
BRC0DW4621A	M86649
BRC0NN7580A	A2256-31
BRC0NN7C246A	6208
BRC0WD4221	LM48510
BRC10W4221A	LM29749
BRC10W4222A	LM29710
BRC1DW4221	LM29749
BRC1DW4222	LM29710
BRC1TT1201B	368
BRC1TT1240A	HM212049
BRC1TT4221G	368

OEM BEARING CROSS REFERENCE

FORD NEW HOLLAND

OEM Part No.	Part No.
BRC1TZ1201A	368
BRC1TZ1244B	368
BRC1TZ4221G	368
BRC1UW4221A	LM29749
BRC1UW4221B	LM29749
BRC1UW4222A	LM29710
BRC1VV1201A	LM48548
BRC1VV1202A	LM48510
BRC1VV120A	LM48510
BRC1VV1215A	A-3
BRC1VV1216A	M12649
BRC1VV1216A/17A	A-3
BRC1VV1217A	M12610
BRC1VV12MA	M12610
BRC275R1239	382
BRC390646	25521
BRC390647	25580
BRC3AZ7025A	6208-2RSNR
BRC3HA1201A	LM67048
BRC3HA1201B	LM67048
BRC3HA1202A	LM67010
BRC3HA1202B	LM67010
BRC3HN4222	LM29710
BRC3HW4221	LM29749
BRC3HW4222	LM29710
BRC3HW4616	M86610
BRC3NF10065A	6203-2RS
BRC3NF10094A	6203-2RS
BRC3NF10095A	6200-2RS
BRC3OZ2873	6207
BRC3ST1217A	M12610
BRC3SZ1216A	M12649
BRC3SZ1217A	M12610
BRC3TA1202	25520
BRC3TA1216A	25880
BRC3TA1217A	25820
BRC3TZ1201A	25877
BRC3TZ1202	25520
BRC3TZ1202A	25820
BRC3TZ1202B	25520
BRC3TZ1216A	25880
BRC3TZ1216B	25877
BRC3TZ4221F	3780
BRC3TZ4424A	212K
BRC3TZ7169A	453A
BRC3XZ1201A	LM67048
BRC3XZ1202A	LM67010
BRC4FW1201A	15123
BRC4FW1216A	09067
BRC4TA1217A	HM212011
BRC4TA7600C	6205-2RS
BRC5NN7143B	6304
BRC5NN7600A	6203-2RS
BRC5NN7N432B	382
BRC5NNA767A	387AS
BRC5NNA768A	382A
BRC5NNN755A	6306

FORD NEW HOLLAND

OEM Part No.	Part No.
BRC5NNP755A	6306-2RS
BRC5NNP776A	382A
BRC5NNP777A	382A
BRC5NNP77A	382A
BRC5TZ7600B	6205-ZZ
BRC6AW4222A	25520
BRC6TZ3D525B	6203-2RS
BRC6TZ7025B	15101
BRC6TZ7065E	14137A
BRC6TZ7169A	25821
BRC7AW4630A	M802048
BRC7AZ4628A	M802011
BRC7AZ4630A	M802048
BRC7EQ4222	3720
BRC7NN4874B	382
BRC7NNA765A	6208-2RS
BRC7NNA765B	6208-2RS
BRC7QT1225A	208KRR4
BRC7TA1239A	LM104911
BRC7TA1240A	LM104949
BRC7TZ1239A	LM104911
BRC7TZ1240A	LM104949
BRC7TZ1244A	387AS
BRC8TA1216A	15101
BRC8TA1217A	15245
BRC8TZ1216A	15101
BRC8TZ7600A	6206-2RS
BRC9AZ4221A	LM102949
BRC9AZ4222A	LM102910
BRC9NN7N041A	JLM104910
BRC9NN7N042A	JLM104948
BRC9NN7N044A	LM104912
BRC9ZZ10094A	6203-2RS
BRCFT18060	24780
BRCFT18205	3920
BRCFT18206	3984
BRCFT20400	LM501349
BRCFT20401	LM501310
BRCFT20402	3780
BRCFT20403	3720
BRCFT20405	382
BRCHW4621	M86649
BRCL163641	G1106-KRRB
BRCL253624	204RR6
BRCO1Q1217	394A
BRCO1Q19774	14137A
BRCODD1200	A-4
BRCTAAK1201A	LM48548
BRCTAAK1202A	LM48510
BRD08AA1201A	L68149
BRD0AA1202A	L68110
BRD0NNN755B	6306
BRD12W4221A	LM48548
BRD12W4222A	LM48510
BRD1641225B	6208-2RS
BRD1NN2N677A	M86649
BRD1TZ7065B	25878

FORD NEW HOLLAND

OEM Part No.	Part No.
BRD2NN4N136A	27620
BRD2NNA765B	6208
BRD3HZ4423A	JM207049
BRD3HZ7127B	JLM104948
BRD3HZ7169A	JLM104910
BRD4AA1201AA	JL69349
BRD4AZ1201A	JL69349
BRD4AZ1202A	JL69310
BRD4AZ1202AA	JL69310
BRD5AW4221A	LM102949
BRD5NN1200A	A-6
BRD5NN1201A	LM67048
BRD5NN1201A/02A	A-6
BRD5NN1202A	LM67010
BRD5NN1216A	LM11949
BRD5NN1216A/17A	A-2
BRD5NN1217A	LM11910
BRD6HZ7065B	2580
BRD6HZ7169B	M802011
BRD6NN3N860A	6208-2RS
BRD7HZ4222A	394A
BRD7TZ1243A	JLM104910
BRD8BZ1202A	L68111
BRD8NN7580BB	A2287-1
BRD9HZ1202A	HM212011
BRDA0051292	RA104-RRB
BRDA0710004	1104-KRRB
BRDA7711260	1102-KRRB
BRDDN4222	27620
BRDKN66620A	6204
BRDOAA1201A	L68149
BRDOAW4221A	LM102949
BRDOAW4222A	LM102949
BRDOAZ1201A	L68149
BRDORY1216A	A-2
BRDOTA1216A	14125A
BRDOTZ1216A	14125A
BRDOTZ1217A	14274
BRE140GE9	25877
BRE141GE9	25820
BRE19EB9	382
BRE1ADDN4222	27620
BRE1ADKN7600A	6205-ZZ
BRE1NN7169AA	15245
BRE27N4221	3984
BRE27N4222	3920
BRE3FZ4221B	6208
BRE3TZ1201A	LM67048
BRE3TZ1202A	LM67010
BRE3TZ1216A	LM11949
BRE3TZ1217A	LM11910
BRE3TZ7025A	6206
BRE6615AR	3720
BRE707600A	6203-2RS
BRE75GE9	6207
BRE80GE9	LM48510
BRE8N4259	28622

OEM BEARING CROSS REFERENCE

FORD NEW HOLLAND

OEM Part No.	Part No.
BRE8N4260	28682
BRE8N7066X	14125A
BRE8N7067	14276
BRE8W4259	28622
BRE8W4260	28682
BRE91LD9	6203-2RS
BREB1201	15118
BREB1202	15250
BREOA1225	6208
BREOA1225A	6208
BREOA1225A1	6208
BREOA1225A2	6208
BREOA7065	6206
BREOA7065A1	6206
BREOA7065A2	6206
BRERK43251	LM102910
BRERK43252	LM102949
BRF1553	6306
BRF168264	RA103-RRB2
BRF42A1202	15520
BRFAA10095A	6203-2RS
BRFG10095	6203-2RS
BRFGP10095A	6203-2RS
BRFGP10095B	6203-2RS
BRG017TS7118	6306
BRG93A4221	2788
BRGAA10094B	6204-2RS
BRGB1202	47620
BRGBT307768	15250
BRGBT307779	382
BRGBT307781	387A
BRGBT307793	25520
BRGBT307794	25580
BRGBT307795	15120
BRGBT7872	332
BRGH041499	GRA107-RRB
BRGH057179	RA104-RRB
BRGH520062	RA100-RR
BRGH520063	RA100-RRB
BRGH520066	RA106-RRB
BRGH520090	A207-20
BRGH520093	A207-23
BRGH520144	GRA103-RRB2
BRGH520158	RA107-RRB
BRGH520175	202NPP9
BRGP4221	24780
BRGP7719	6206
BRGQ1202	47620
BRGQA283277B	3720
BRGQA283799A	26884
BRGTB1202	33462
BRGTB1202B	33462
BRGTB1217	394A
BRGTB7271	6207
BRGTB7723	342S
BRGTB7872	332
BRGTB7873	342S
BRGTB7874	14276

FORD NEW HOLLAND

OEM Part No.	Part No.
BRGTB7874A	14274
BRGTB7874B	14276
BRGTB7875	3720
BRH101698C91	HPC014GP
BRH1201	15118
BRH1202	15250
BRH211587C91	HPS100GP
BRH214366C91	RA100-RRB
BRH455112R11	A208-24
BRH466326R91	G1112-KRRB
BRH488454R1	G80MSA
BRH488455R1	80MS
BRH557115R11	A206-18
BRH557995R11	A206-20
BRH564991R92	RA014-RRB
BRH565672R91	RA014-RRB
BRH571588R92	RA106-RRB
BRH582816R11	A209-28
BRHB4221	368
BRHB4221R	368
BRHDA77124A	26823
BRHST241	6306
BRK6608B	3383
BRK6615AR	3720
BRLA33622A	6203-2RS
BRLF1215A	A-3
BRLF1216	M12649
BRLF1216A	M12649
BRLF1217A	M12610
BRMAA4221A	LM501349
BRMC01011697	RA107-RRB
BRMC01015801	72MS
BRMC1201A	LM67048
BRMC1202A	LM67010
BRMC1216	LM11949
BRMC1216A	LM11949
BRMC1217	LM11910
BRMC1217A	LM11910
BRMC4221	25580
BRMC4222	25520
BRMULCB1125G	W211PPB3
BRMULCB112SG	W211PPB3
BRMULCBB112	W211PP3
BRMULCHBB112	W211PP3
BRN7600	6306
BRNAA4221A	3780
BRNAA44224A	3780
BRNBA1201	14138A
BRNBA1202	14274
BRNCB4367A	25590
BRNCB44135B	25580
BRNCB44136A	25520
BRNDA7118A	24780
BRNDA7580B	A2287-1
BRNDA77121	14274
BRNDA77121A	14274
BRNDA77122A	14138A

FORD NEW HOLLAND

OEM Part No.	Part No.
BRNDA77123A	26882
BRNDA77124A	26823
BRNDA77150A	24720
BRNDAS4508BJ	W208PPB5
BRNDAS4508FF	W208PPB13
BRNEW010970	G1108-KRRB
BRO1Y1202	14274
BRODW4616A	M86610
BRPB8M1201A	LM48548
BRPB8M1202A	LM48510
BRPECP1446	LM67010
BRPECP1484	JL69310
BRPECP1485	JL69349
BRR44393	6206
BRS107	6306
BRS1CS4222C	25577
BRS2CS1135A	2720
BRSBP237092B	W208PPB7
BRSBP237909B	GW211PPB3
BRSBP238481B	GW208PPB8
BRSBP238483B	G80MSA
BRSBP301150E	62MS
BRSBPZ277	52MS
BRSBPZ389A	RA014-RRB
BRSF DST2007A	3984
BRSPB238481B	GW208PPB8
BRT56688	DC211TTR3E
BRTAAA7025A	6306
BRTAAA7065	6306
BRTAAA7065A	6306
BRTAAK1201	LM48548
BRTAAK1202	LM48510
BRTAAK1202A	LM48510
BRTBAA4222A	18720
BRTBAA4242A	18790
BRTBAF4221A	387A
BRTCAA1243A	382A
BRTCAA1244	387A
BRTCAA1244A	387A
BRTCAA4222A	28622
BRTCAJ4222A	382
BRTCAJ4242A	28682
BRTCAK1201A	LM501349
BRTCAK1202A	LM501310
BRTDAR1244A	3984
BRTDBA1201A	25590
BRTDOR1243A	3920
BRTEAA4242A	33275
BRTEAN1243A	33462
BRTRA1243A	362A
BRTRAJ1241A	368A
BRTRAJ1243A	362A
BRTRAJ1244A	368A
BRTT1018	212K
BRTT125A2	212K
BRTVAT1240A	3982
BRTYBJ44804A	208KRR2

OEM BEARING CROSS REFERENCE

FORD NEW HOLLAND

OEM Part No.	Part No.
BRV12347	RA103-RRB2
BRV12425	RA101-RRB
BRV2790	13620
BRV360101V11	RA102-RRB
BRV360109V1	RA100-RRB
BRV50878	3984
BRV59086	453A
BRV84349	M12610
BRV84351	13621
BRV84686	25521
BRV84788	HPS014GP
BRWAA4221A	LM501349
BRWAA4221A/22A	-RT-A-35
BRWAA4222A	LM501310
BRWAA4616A	M88010
BRWAA4621A	M88048
BRWAC4221A	LM603049
BRWAC4222A	LM603011
BRWAU4222A	25520
BRX3341	332
BRX3343	3720
BRX43688	204RR6
BRX79956	6306-2RS
BRXN377454	M88010
BRXN377456	25520
BRXN377457	M88048
BRXN700242	203KRR3
BRXV8672	LM501349
BRXW186	LM501310
BRXW187	LM501349
BRXW297	M88010
BRY4221A	14138A
BRY4222A	14276
BRY4616B	15250
BRY4621B	15119
BRYE4221	14138A
BRYE4222	14276
BRYE4616B	15250
BRYE4621B	15119

FOREST CITY

BR2048	UCP210-31
LKJSLKFDJLKSDJF	RA100-RRB

GEHL

BR003940	JLM506849
BR004375	JLM506810
BR010-10041	72MS
BR010-10042	1104-KRRB
BR010-10105	1106-KRRB
BR010-10181	1100-KRRB
BR010-10214	62MS
BR010-10217	1103-KRRB3
BR010-10218	A206-20
BR010-10284	85MS
BR010-10363	207KRR
BR010-10403	90MS

GEHL

OEM Part No.	Part No.
BR010-10763	09067
BR010-10764	09195
BR010-11152	1112-KRRB
BR010-11213	RA100-RRB
BR010-13106	RAS-52MM
BR010-13783	RA103-RR2
BR010-13790	RA100-RR
BR010-13819	RA012-RRB
BR010-13825	47MSTR
BR010-13893	RAK-47MM
BR010-14046	G1108-KRRB
BR010-14047	G1108-KRRB
BR010-14114	62MST
BR010-14115	62MST
BR010-15461	RA102-RRB
BR010-15801	72MS
BR010-16327	203KRR3
BR010-16328	RA106-RRB
BR010-17080	62MSTR
BR010-17513	RA104-RRB
BR010-19501	GN115KRRB
BR010-32225	UC207-20
BR010-32258	2788
BR010-32269	6207
BR010-32322	100MS
BR010-32362	A209-28
BR010-32365	GRA108-RRB
BR01010104	1106-KRRB
BR01032323	UC211-32
BR01032334	212K
BR011-10363	207KRR
BR03940	JLM506849
BR041499	GRA107-RRB
BR041771	15250
BR041772	15120
BR041851	1103-KRRB
BR041853	RA102-RRB
BR041884	M12610
BR042162	LM501310
BR042163	LM501349
BR042297	RA100-RRB
BR042901	G52MSA
BR042902	52MS
BR042903	GRA100-RRB
BR043681	GRA103-RRB
BR043682	A206-19
BR043683	RA107-RR
BR043684	RA112-RRB
BR043690	6206-2RS
BR043836	3720
BR044204	JLM104948
BR044205	JLM104910
BR044260	HPS100GP
BR045254	1108-KRR
BR045273	M86610
BR045336	A205-16
BR046162	LM501310

GEHL

OEM Part No.	Part No.
BR047261	G72MSA
BR048635	3780
BR048637	2790
BR048638	2720
BR049045	HPS014GP
BR049046	HPS102GPE
BR050566	25590
BR052204	13620
BR053680	14125A
BR053720	GRA112-RRB
BR053828	14138A
BR054150	15118
BR054151	L68111
BR054152	L68149
BR054728	G1107-KRRB
BR054750	M12649
BR055276	25520
BR055854	RA107-RRB
BR056352	RA103-RR2
BR056565	GRA102-RRB
BR056847	G52MSA
BR057179	RA104-RRB
BR058501	1106-KRR
BR059546	LM11749
BR060442	GRA103-RRB2
BR062367	6205-2RS
BR062485	G85MSA
BR062565	G62MSA
BR064094	6203-2RS
BR064825	25581
BR064839	RA110-RRB
BR067495	A207-22
BR069387	GRA106-RRB
BR069487	RA014-RR
BR071655	6202-2RS
BR072056	GW211PPB8
BR072061	GW211PPB8
BR072456	G62MSA
BR074951	52MST
BR074982	28622
BR074983	28680
BR076021	M802011
BR076022	M802048
BR076081	G1108-KRRB
BR076082	A208-24
BR076156	203KRR5
BR076159	203KRR3
BR076160	47MST
BR076396	3920
BR076397	3982
BR076992	RA106-RR
BR077402	-RD6011
BR077430	2580
BR077989	1012-KRRB
BR078943	33462
BR078945	395A
BR078946	394A

OEM BEARING CROSS REFERENCE

GEHL

OEM Part No.	Part No.
BR080863	G62MSA
BR082749	JL69349
BR082750	JL69310
BR083108	387AS
BR083666	G1108-KRRB
BR089179	L44649
BR089831	1110-KRRB
BR089866	1200-KRRB
BR089867	UC211-32
BR089872	RA112-RRB
BR091914	G1200-KRRB
BR092523	LM501349
BR095-10043	A207-20
BR095-10106	A207-22
BR095-10180	A205-16
BR095-10216	A206-19
BR095-11153	A209-28
BR095-11259	A204-12
BR095-11408	A209-26
BR095-11698	A207-23
BR095-15238	A208-24
BR095-18770	A206-20
BR09511259	A204-12
BR17H417	52MST
BR304154	6204-2RS
BR41771	15250
BR41772	15120
BR41853	RA012-RRB
BR41884	M12610
BR42162	LM501310
BR42163	LM501349
BR42901	G52MSA
BR42902	G52MSA
BR42903	GRA100-RRB
BR43682	A206-19
BR4375	JLM506810
BR43836	3720
BR44204	JLM104948
BR44205	JLM104910
BR44260	HPS100GP
BR45273	M86610
BR46162	LM501310
BR48635	3780
BR48637	2790
BR48638	2720
BR49045	HPS014GP
BR49046	HPS102GPE
BR50487	13685
BR50566	25590
BR520011	332
BR520012	342A
BR520013	382A
BR520014	387A
BR520015	394A
BR520016	395A
BR520019	3920
BR520020	3984

GEHL

OEM Part No.	Part No.
BR520021	LM11910
BR520022	LM11949
BR520025	13621
BR520027	13686
BR520028	13687
BR520030	14137A
BR520031	14276
BR520032	15101
BR520033	15245
BR520034	15520
BR520038	25820
BR520039	25877
BR520046	LM48510
BR520047	LM48548
BR520054	LM67010
BR520057	RA008-RR
BR520060	RA015-RRB
BR520062	RA100-RR
BR520063	RA100-RRB
BR520064	RA103-RR2
BR520065	RA103-RRB2
BR520066	RA106-RRB
BR520075	6204-2RS
BR520077	212NPP
BR520079	A205-15
BR520083	1100-KRRB
BR520084	A205-16
BR520085	A206-20
BR520089	G1104-KRRB
BR520090	A207-20
BR520092	G1107-KRRB
BR520093	A207-23
BR520098	G1110-KRRB
BR520099	A209-26
BR520103	G1203-KRRB
BR520104	A211-35
BR520113	6012-2RS
BR520144	GRA103-RRB2
BR520145	RA014-RRB
BR520148	14124
BR520150	RA010-RRB
BR520151	6203-2RS
BR520153	A207-22
BR520156	G1012-KRRB
BR520157	RA102-RRB
BR520158	RA107-RRB
BR520159	A206-18
BR520162	25821
BR520163	25880
BR520171	G1115-KRRB
BR520177	203KRR2
BR520178	GN115KRRB
BR520188	RA110-RR
BR520193	RA008-RRB
BR520194	G1112-KRRB
BR520195	A209-28
BR520199	LM29710

GEHL

OEM Part No.	Part No.
BR520200	LM29749
BR520201	LM67048
BR520204	15126
BR520205	L44610
BR520206	L44643
BR520208	RA106-RR
BR520212	13685
BR520213	LM603011
BR520214	LM603049
BR52204	13620
BR53828	14138A
BR53860	14125A
BR54150	15118
BR54151	L68111
BR54152	L68149
BR54728	G1107-KRRB
BR54750	M12649
BR55276	25520
BR55278	25580
BR56565	GRA102-RRB
BR56847	G52MSA
BR57179	RA104-RRB
BR612105	6210-2RS
BR62565	G62MSA
BR64094	6203-2RS
BR64825	25581
BR67495	A207-22
BR69387	GRA106-RRB
BR69487	RA014-RR
BR71655	6202-2RS
BR74983	28680
BR76021	RA106-RR
BR76022	M802048
BR76081	1108-KRRB
BR76082	A208-24
BR76160	47MST
BR76396	3920
BR76397	3982
BR77402	-RD6011
BR77430	2580
BR78943	33462
BR78945	395A
BR78946	394A
BR83666	G1108-KRRB
BR89179	L44649
BR89866	UC211-32
BR89867	A211-32
BR89872	RA112-RRB
BRB11335	52MST
BRH193A	G62MSA
BRH487	62MST
BRH7846	52MSTR
BRH8334	62MSTR
BRH8365	40MST
BRJO8594	A207-22
BRR13226	62MSTR
BRS16215	72MS

OEM BEARING CROSS REFERENCE

GLENCOE

OEM Part No.	Part No.
BR70583939	GW211PPB3
BREP3573	FC885151E
BREP6576	GW209PPB4
BRP3573	FC885151E
BRP6120	W209PPB4

GREAT PLAINS

BR820-003C	204RY2
BR822-001C	GW208PP17
BR822-011C	204RY2

HESSTON

BR050-021	RA106-RRB
BR050-054	6205-2RS
BR050-153	6208-2RS
BR050-179	6206-2RS
BR050-284	RA103-RRB2
BR050-286	RA014-RRB
BR050-289	RA014-RRB
BR050-302	RA100-RRB
BR050-328	1108-KRRB
BR050-344	RA103-RRB2
BR050-476	RA102-RRB
BR050-518	205KR3
BR050-807	1012-KRRB
BR050-864	1106-KRRB
BR050336	1103-KRRB3
BR050443	RA012-RR
BR050468	RA108-RRB
BR050617	RA012-RR
BR051-177	RA008-RRB
BR051-185	203KRR6
BR051-250	6210-2RS
BR051-268	6204-2RS
BR051-284	RA103-RRB
BR051-292	RA104-RRB
BR051-318	RA112-RRB
BR051-540	1012-KRR
BR051-557	RA112-RR
BR051-680	RA100-RR
BR051-813	RA106-RR
BR051-995	1107-KRRB
BR051052	1200-KRRB
BR051227	G1108-KRRB
BR051730	RA115-RRB
BR051854	RA014-RR
BR1710268	RA102-RRB
BR2-700-044	202NPP9
BR50-369	6207-2RS
BR700-700-613	DHU1-1/2R
BR700613	DHU1-1/2R
BR710-020	1104-KRR
BR710-038	RA107-RRB
BR710-137	1012-KRR
BR710-269	1104-KRRB
BR710-301	1100-KRRB
BR710-533	RA100-RRB

HESSTON

OEM Part No.	Part No.
BR710-574	RA103-RR2
BR710-632	RA010-RRB
BR710-673	203KRR5
BR710-715	RA100-RRB
BR710-830	HPC011GP
BR710053	RA100-RR
BR710152	W208PPB6
BR710268	1102-KRR
BR710871	RA104-RR
BR711-358	6209-2RS
BR711-382	207KRR
BR711-457	G1107-KRRB
BR711-465	G1103-KRRB
BR711-614	1103-KRRB
BR711-622	1103-KRRB3
BR711-630	RA107-RRB
BR711-762	RA012-RRB
BR711-770	203KRR3
BR711-861	G1106-KRRB
BR712-059	G1108-KRRB
BR712-604	204RR6
BR712-653	203KRR2
BR712307	G1106-KRRB
BR712315	GRA106-RRB
BR712349	RA106-RRB
BR713-164	RA102-RRB
BR713-172	HPS100GP
BR713-826	1104-KRR
BR713-867	RA103-RRB2
BR713164	RA102-RRB
BR713388	RA008-RR
BR713867	RA103-RRB2
BR713941	RA106-RRB
BR714-162	RA110-RR
BR714113	1112-KRRB
BR714147	RA108-RR
BR714782	RA108-RR
BR741410	G1010-KRRB
BR7591-2	RA106-RR
BR771-1294	RA112-RR
BR771-3027	205PP10
BR771-4603	HPS100GP
BR7710023	G1112-KRRB
BR7710296	G1112-KRRB
BR7711260	1102-KRRB
BR8050056	GW209PPB11
BR8050080	RA106-RR
BR8050510	RA107-RRB
BR8050650	RA103-RRB
BR8050825	RA108-RR
BR8051047	GRA108-RRB
BRH76961	72MST
BRTU8587	RA104-RRB

INGERSOL

BR28971	204RR6
---------	--------

JOHN DEERE

OEM Part No.	Part No.
BR1794108	RA107-RR
BR9214	203KRR2
BRA20175	GW208PPB5
BRA20649	GW209PPB11
BRA22445	100MS
BRA27002	205KRP2
BRA34792	G85MSA
BRAA14878	W208PP8
BRAA20226	G85MSA
BRAA21005	G100MSA
BRAA21015	FC885152
BRAA21480	204RY2
BRAA22097	HPS014GP
BRAA27172	85MS
BRAA28186	GW211PPB9
BRAA34132	203JD
BRAA35741	FC885152
BRAB12603	LM501334SD
BRAB14028	DK3
BRAE12601	RA112-RRB
BRAE21791	A-14
BRAE24459	A-2
BRAE26118	G52MSA
BRAE26161	G62MSA
BRAE29876	HPC014GP
BRAE29907	G85MSA
BRAE30624	G72MSA
BRAE30794	G80MSA
BRAE31317	G80MSA
BRAE32255	G62MSA
BRAE37057	HPS103TP2
BRAE40895	HPS108GPA
BRAE45208	HPS108GPB
BRAE46606	HPC104TPA
BRAE49017	HPC103TR2
BRAE54574B0	HPS108GPB
BRAE54574B0	HPS108GPB
BRAH10515	1104-KRRB
BRAH11683	RA015-RR
BRAH125975	SBX1706LLXC4
BRAH84835	G52MSA
BRAH93700	G52MSA
BRAH94661	A-6
BRAH96585	208KRR4
BRAK3997B	BSK10
BRAM118315	05280
BRAM3983T	A2256-31
BRAN102010	HPS102GPE
BRAN111537	6206-2RS
BRAN11810	UC206-18
BRAN131668	FC885154B
BRAN142670	203KRR2
BRAN212132	5203KYY2
BRAN231141	LM104911
BRAN240220	GW209PPB4
BRAN240221	GW211PPB13
BRAN240233	W208PP8

OEM BEARING CROSS REFERENCE

JOHN DEERE

OEM Part No.	Part No.
BRAN32567	RA012-RR
BRAN32790	GRA102-RRB
BRAN50686	G52MSA
BRAP20489	A2256-31
BRAP20720	A209-26
BRAP26398	203KRR6
BRAR26845	6013-ZZ
BRAT23189	6203-2RS
BRAU13137	A-5
BRAW20540	W208PPB23
BRAZ19427	RAE35RRB
BRAZ23315	1726208-2RS
BRB34215	GW211PPB9
BRC13434	52MS
BRC3056E	62MS
BRC3994E	72MS
BRE10018	62MSTR
BRE10721	62MS
BRE39751	G85MSA
BRE41454	47MS
BRE50822	G80MSA
BRE54498	G62MSA
BRH23469	62MS
BRH75385	90MS
BRH76654	52MS
BRH93864	G62MSA
BRH97602	G62MSA
BRH97606	G62MSA
BRJD10050	JM207010
BRJD10051	JM207049
BRJD10058	RA103-RRB2
BRJD10067	24720
BRJD10092	RA102-RR
BRJD10113	6305
BRJD10122	HM212049
BRJD10123	RA102-RR
BRJD10180	RA108-RR
BRJD10182	LM501349
BRJD10214	13686
BRJD10312	6210-2RS
BRJD10387	G1106-KRRB
BRJD29981	6203-2RS
BRJD30071	6204-2RS
BRJD39102	RAE25RRB
BRJD39103	RAE30RRB
BRJD39104	GE35KRRB
BRJD39109	RAE40RRB
BRJD6885	6205-2RS
BRJD7142	6204-2RS
BRJD7147	6207-2RS
BRJD7198	6207-ZZ
BRJD7207	14137A
BRJD7209	15118
BRJD7222	2788
BRJD7224	3383
BRJD7226	342
BRJD7242	3982

JOHN DEERE

OEM Part No.	Part No.
BRJD7243	14125A
BRJD7257	09196
BRJD7259	15250
BRJD7262	14274
BRJD7266	2720
BRJD7292	3920
BRJD7297	3720
BRJD7350	3780
BRJD7365	390
BRJD7369	368
BRJD7372	14138A
BRJD7378	3984
BRJD7392	33275
BRJD7395	25580
BRJD7400	453A
BRJD7401	1729
BRJD7403	332
BRJD7409	14276
BRJD7414	362A
BRJD7416	33462
BRJD7417	6207-2RS
BRJD7418	25520
BRJD7424	25821
BRJD7425	382A
BRJD7432	15520
BRJD7438	09195
BRJD7441	13621
BRJD7445	25521
BRJD7446	39520
BRJD7448	47620
BRJD7449	15245
BRJD7664	206W
BRJD7681	6206
BRJD7689	6306
BRJD8100	25877
BRJD8101	15119
BRJD8114	14124
BRJD8122	13685
BRJD8128	09081
BRJD8129	25581
BRJD8130	39590
BRJD8134	15123
BRJD8135	09067
BRJD8143	342A
BRJD8147	387AS
BRJD8148	15126
BRJD8150	15120
BRJD8151	395A
BRJD8161	387A
BRJD8171	18790
BRJD8174	24780
BRJD8177	27690
BRJD8180	25878
BRJD8186	2790
BRJD8187	LM67048
BRJD8188	LM11949
BRJD8190	15101

JOHN DEERE

OEM Part No.	Part No.
BRJD8194	LM4854
BRJD8206	394A
BRJD8213	27620
BRJD8217	18720
BRJD8219	24720
BRJD8221	25820
BRJD8222	26820
BRJD8225	LM67010
BRJD8226	LM11910
BRJD8230	LM48510
BRJD8237	LM501310
BRJD8238	13620
BRJD8239	M12610
BRJD8244	LM11710
BRJD8247	LM603011
BRJD8251	M88010
BRJD8253	L44610
BRJD8258	28622
BRJD8267	M86610
BRJD8271	LM29710
BRJD8327	LM501310
BRJD8517	6012-2RS
BRJD8524	208KRR4
BRJD8535	6203-2RS
BRJD8537	212K
BRJD8544	A206-20
BRJD8545	RA103-RRB2
BRJD8551	A206-18
BRJD8552	RA102-RRB
BRJD8554	A205-16
BRJD8560	6202-2RS
BRJD8562	RA014-RRB
BRJD8563	A205-14
BRJD8570	6202-2RS
BRJD8573	203NPP9
BRJD8576	A207-22
BRJD8579	A209-28
BRJD8585	6204
BRJD8593	RA104-RRB
BRJD8594	A207-20
BRJD8597	RA100-RR
BRJD8646	203KRR3
BRJD8661	1104-KRR
BRJD8662	1014-KRR
BRJD8663	A207-23
BRJD8664	GW209PPB5
BRJD8665	RA100-RRB
BRJD8672	HPC100TPD
BRJD8673	HPS100TPD
BRJD8674	RA102-RR
BRJD8902	LM501349
BRJD8903	LM67000LA
BRJD8904	13685
BRJD8905	M12649
BRJD8913	25577
BRJD8914	LM11749
BRJD8922	LM603049

**BEARING
X-REF**

OEM BEARING CROSS REFERENCE

JOHN DEERE

OEM Part No.	Part No.
BRJD8929	M88048
BRJD8933	L44643
BRJD8935	L44649
BRJD8942	39585
BRJD8948	14136A
BRJD8949	LM501334SD
BRJD8952	28682
BRJD8968	25880
BRJD8969	25590
BRJD8972	13687
BRJD8979	M86649
BRJD8984	368A
BRJD8988	LM29749
BRJD9011	2776
BRJD9020	LM48548
BRJD9021	HM212011
BRJD9041	JLM104948
BRJD9043	M802048
BRJD9049	JLM506849
BRJD9065	L68149
BRJD9070	LM104949
BRJD9076	LM102949
BRJD9106	JLM104910
BRJD9109	M802011
BRJD9114	JLM506810
BRJD9118	JM716610
BRJD9125	L68111
BRJD9133	LM102910
BRJD9159	JL69310
BRJD9170	LM104912
BRJD9201	A208-24
BRJD9202	RA108-RRB
BRJD9209	RA106-RRB
BRJD9214	203KRR2
BRJD9217	RA012-RRB
BRJD9218	A204-12
BRJD9219	RA103-RRB
BRJD9220	A206-19
BRJD9221	RA103-RR
BRJD9239	204RR6
BRJD9246	1102-KRRB
BRJD9248	W208PPB5
BRJD9254	A211-35
BRJD9260	HPS014GP
BRJD9267	GRA107-RRB
BRJD9268	6309-2RS
BRJD9272	1014-KRRB
BRJD9273	1100-KRRB
BRJD9274	1103-KRRB3
BRJD9275	1106-KRRB
BRJD9276	1108-KRRB
BRJD9277	RA110-RRB
BRJD9288	RA010-RRB
BRJD9289	A202-10
BRJD9292	-RD6011
BRJD9295	203KRR5
BRJD9296	204RR6

JOHN DEERE

OEM Part No.	Part No.
BRJD9301	207KRR
BRJD9302	G1100-KRRB
BRJD9305	1112-KRRB
BRJD9305	HPS100GP
BRJD9313	UC207-20
BRJD9316	6205-2RS
BRJD9321	GRA108-RRB
BRJD9334	GRA100-RRB
BRJD9335	HPC100GP
BRJD9338	UC209-28
BRJD9339	6207
BRJD9344	6208
BRJD9345	W208PP5
BRJD9350	HPC100TPD
BRJD9353	RA106-RR
BRJD9356	RA102-RR
BRJD9357	6203-2RS
BRJD9360	UC211-32
BRJD9364	A211-32
BRJD9365	UC206-20
BRJD9367	HPS104TR
BRJD9373	6208-2RS
BRJD9396	GRA103-RRB2
BRJD9400	6210-2RS
BRJD9406	HPS100TPD
BRJD9407	GRA104-RRB
BRJD9416	HPS103GP3
BRJD9420	1112-KRRB
BRJD9422	G1114-KRRB
BRJD9424	YG226NL
BRJD9427	GN115KRRB
BRJD9429	G1107-KRRB
BRJD9430	G1200-KRRB
BRJD9431	G1108-KRRB
BRJD9434	6204Z
BRJD9436	1014-KRRB
BRJD9442	6203-2RS
BRJD9449	6208-2RS
BRJD9450	G1115-KRRB
BRJD9454	6204-2RS
BRJD9459	GRA106-RRB
BRJD9462	6305-2RS
BRJD9467	HPC102GPE
BRJD9488	JL69349
BRJD9602	25820
BRJDX83687	25878
BRJDX83688	14276
BRJDX86578A	14138A
BRJDX86579	RA103-RR2
BRL1912C	6205-2RS
BRM63810	62MST
BRN15764	G52MSA
BRN52258	6202-ZZ-5/8
BRPM202CC1	6202-RR-16
BRPM202CC16	204RR6
BRPM204BBA4	204RR8
BRPM204BBE	204KRD4
BRPM204FGB	

JOHN DEERE

OEM Part No.	Part No.
BRPM205RRAN	205KRP2
BRPMDC208TT8	W208PP8
BRPMDC211TT3	W211PP3
BRPMDS208TT6	W208PPB6
BRPMDS208TT7	W208PPB7
BRPMDS208TT8	W208PPB8
BRPMDS209TT2	W209PPB2
BRPMDS209TT4	W209PPB4
BRPMDS210TT2	W210PPB2
BRPMDS210TT5	W210PPB5
BRPMDS211TT3	W211PPB3
BRPMFD209RA	ST491A
BRPMFD209RB	DHU1-1/2R
BRPMFD209RK	FD209RK
BRPMFD209RM	FD209RM
BRPMS203FF	1726203-2RS
BRPMS204FF	1726204-2RS
BRPMS205FF	1726205-2RS
BRPMS206FF	1726206-2RS
BRPMS207FF	1726207-2RS
BRPMS208FF	1726208-2RS
BRPMS305FF	1726305-2RS
BRT9098	26822
BRW12243	47MST
BRZ33117	47MS

KEWANEE

BR2152	G80MSA
BRA5602	RA015-RRB
BRA5608	A205-14
BRA5609	DDES16-32
BRA5612	RA100-RR
BRA5613	RA100-RRB
BRA5614	RA015-RRB
BRA5615	RA103-RRB
BRA5616	RA014-RR
BRA5623	W208PPB6
BRA5633	RA103-RRB2
BRA5636	HPS100GP
BRB2055	W211PP3
BRB2151	GW208PPB8
BRB2152	G80MSA
BRB2153	80MS
BRB2246	GW210PPB4
BRB2288	G90MSA
BRB2289	90MS
BRB2725	FD209RM
BRB2951	PAWT2-1/4RA
BRB3587	FD211RM
BRB3625	W208PP10
BRB7778	GW209PPB2
BRB7780	G85MSA
BRB7980	W208PPB5
BRB8018	W208PP5
BRG0052604	W208PPB5
BRG1046244	GW211PP2
BRG1046430	GW211PP3

OEM BEARING CROSS REFERENCE

KEWANEE

OEM Part No.	Part No.
BRG1436183	GW208PP17
BRTEST-123	RA100-RRB
BRX5612	07100
BRX5613	07196
BRX5615	RA103-RRB
BRX5616	62MSTR
BRX5621	14136A
BRX5622	09195
BRX5623	14276
BRX5625	13620
BRX5628	LM67010
BRX5629	LM67048
BRX5632	RA100-RR
BRX5633	RA100-RRB
BRX5634	52MS
BRX5638	09074
BRX5639	LM11949
BRX5640	LM11910
BRX5641	A206-19
BRX5642	A205-16
BRX5648	13678SD
BRX5655	LM48510
BRX5656	LM48548
BRX5658	25520
BRX5682	RA014-RR
BRX5683	RA100-RRB
BRX5689	L44610

KINZEE

BRA2014	204RY2
BRA2022	FC885152
BRGA2014	204RY2
BRGA6171	5203KYY2
BRGW2022	FH304001

KNIGHT

BR170-000	UCF207-22
BR170-008	BR170-008
BR170000	UCF207-22
BR170008	BR170-008
BR170053	UCFX13-40
BR171585	BR171585

KRAUSE

BR1927-11-0	CDS209TTR6P
BR1934-12-0	DHU1-1/2R
BR2010-452	GW211PPB8
BR2410-11-0	CDS211TTR23
BR40-104	W209PPB4
BR40-105	GW209PPB4
BR40-109	DHU1-1/2R
BR40-114	FD211RE
BR40-119	DS209TTR6P
BR40-128	FD209RK
BR40109	DHU1-1/2R
BR40135	RA100-RRB
BR412-10-2	W209PPB4

KRAUSE

OEM Part No.	Part No.
BR45-101	85MS
BR45-102	G85MSA
BR612-10-2	GW209PPB4
BR750-26-2	GW210PPB5
BRDHU209	FD209RK
BRG12-10-3	G85MSA
BRP-212-10-2	W208PPB7
BRP1520-0-20	85MS
BRP212-10-2	W208PPB7
BRP350-10-1	W210PPB5
BRP350-10-2	90MS
BRP412-10-2	W209PPB4
BRP880-30-7	HPS014GP

LANDOLL

BR1065010002	G1112-KRRB
BR1065010003	GW209PPB4
BR1065010011	DHU1-1/2R

LILLISTON

BR01-61-034	1104-KRR
BR016034	1104-KRRB
BR02061002	52MS
BR03-61-013	6208
BR0361013	6208
BR04-50-149	203KRR6
BR04-50-196	RA100-RRB
BR04-61-091	RA107-RRB
BR04-61-096	A205-16
BR04-61-099	52MST
BR04-61-184	207KRR
BR0450149	203KRR6
BR0450196	RA100-RRB
BR0461092	72MS
BR0461096	A205-16
BR0461184	207KRR
BR06-61-013	6207
BR0661013	6207
BR09-61-030	RA106-RRB
BR09-61-031	A207-22
BR0961030	RA106-RRB
BR0961031	A207-22
BR10-23-007	203KRR5
BR102050006	203KRR2
BR1023007	203KRR5
BR10237	203KRR5
BR13-50-037	W209PPB2
BR1350037	W209PPB2
BR14-16-001	RA100-RRB
BR14-50-004	RA010-RRB
BR14-61-101	40MST
BR14-61-102	1012-KRRB
BR14-61-103	47MST
BR141103	47MST
BR1416001	RA100-RRB
BR1461101	40MST
BR15-50-015	RA104-RRB
BR15-50-019	RA112-RRB

LILISTION

OEM Part No.	Part No.
BR15-50-023	RA100-RRB
BR15-50-025	202NPP9
BR15-50-124	RA102-RRB
BR15-50-231	6306
BR15-50-253	UC209-28
BR15-50-254	G72MSA
BR15-50-255	72MS
BR15-61-001	RA100-RRB
BR15-61-002	A205-16
BR15-61-007	62MST
BR15-61-009	A206-20
BR15-61-027	52MS
BR1550019	RA112-RRB
BR1550023	RA100-RRB
BR1550231	6306
BR1550254	G72MSA
BR1550255	72MS
BR1561001	RA100-RRB
BR1561002	A205-16
BR1561007	62MST
BR1561009	A206-20
BR1561027	52MS
BR20-20-094	204RR6
BR20-50-006	203KRR2
BR20-50-012	205KR3
BR20-50-20	205PPB7
BR20-61-001	205PPB7
BR2050006	203KRR2
BR2050094	204RR6
BR27-61-001	RA103-RRB
BR27-61-002	A206-19
BR27-61-003	62MS
BR27-61-005	A206-19
BR2761001	RA103-RRB
BR2761002	A206-19
BR2761003	62MS
BR2761005	A206-19
BR37-61-001	W208PPB12
BR3761001	W208PPB12
BR40-50-006	GW209PPB8
BR40-61-001	W209PPB7
BR40-61-005	GW208PPB8
BR500-01-526	G1103-KRRB3
BR500-01-581	RA100-RRB
BR500-01-687	RA107-RRB
BR500-01-688	RA103-RRB2
BR500-01-689	RA100-RRB
BR500-01-941	A204-12
BR500-01-942	RA012-RRB
BR500-06-364	RA102-RRB
BR50001688	RA103-RRB2
BR50001689	RA100-RRB
BR50001941	A204-12
BR50001942	RA012-RRB
BR50006364	RA102-RRB
BR55-50-040	62MSTR
BR5550040	62MSTR

OEM BEARING CROSS REFERENCE

LILLISTION

OEM Part No.	Part No.
BR60-50-038	1014-KRRB
BR60-50-080	RA100-RRB
BR60-50-089	UC208-24
BR60-50-107	G52MSA
BR60-50-108	G52MSA
BR6050038	1014-KRRB
BR6050080	RA100-RRB
BR6050107	G52MSA
BR6050108	G52MSA
BR70-50-001	W208PPB6
BR7050001	W208PPB6
BR79-50-006	W208PP5
BR7950006	W208PP5

MASSEY FERGUSON

BR013659X	14138A
BR015114X	15118
BR015208X	15250
BR015209X	09196
BR015951X	15520
BR1-065-0100-11	DHU1-1/2R
BR1066086M1	GW209PPB5
BR1085675M1	208KRR4
BR1085676M1	208KRR2
BR1197194	HPS102GPE
BR14357X	206W
BR1440343X1	6202-2RS
BR1440494X1	6206
BR1440545X1	212K
BR1505895	HPS102GPE
BR150662M1	09067
BR17201X1	25520
BR175047M1	6202-2RS
BR190461M1	27690
BR1905666M1	W208PPB5
BR1905678M1	W211PP3
BR193282C91	G1200-KRRB
BR195171M1	208KRR2
BR195525M1	382A
BR201961M1	382
BR204220M1	6206-2RS
BR22258X	6205-2RS
BR22286X	52MS
BR22520X	80MS
BR22520X-PR	80MS
BR22602X	G1115-KRRB
BR22632X	47MS
BR22632X-PR	47MS
BR22690X	RA103-RRB2
BR22691X	62MS
BR22691X-PR	62MS
BR29963X	6203-2RS
BR29965X	1014-KRRB
BR29973X	1103-KRRB
BR3053140X1	6207-2RS
BR343161X1	RA103-RRB
BR350351X1	15123
BR350356M1	362A

MASSEY FERGUSON

OEM Part No.	Part No.
BR350356X1	362A
BR350396X1	6204-2RS
BR352976X1	6208-2RS
BR353114X1	RA012-RRB
BR353134X1	RA101-RRB
BR353140X1	6207-2RS
BR353144X1	6305-2RS
BR353152X1	1726204-2RS
BR353161X1	RA103-RRB
BR353168X1	RA012-RR
BR353201X1	6206-2RS
BR353236X1	6209-2RS
BR353246X1	6306-2RS
BR354369X1	LM67010
BR354370X1	LM67048
BR354919X1	6210-2RS
BR354920X1	6307-2RS
BR354921X1	6308-2RS
BR390513X1	6208
BR446612M1	FC885154B
BR447899M1	W208PPB12
BR449432M1	GW211PPB3
BR465004R91	6203-2RS
BR486278M2	208KRR4
BR541388M2	72MS
BR542906M1	RA010-RRB
BR581318M91	TB7623
BR664943M2	G100MSA
BR701114M1	25590
BR790836M1	212NPP
BR828123M2	6203-2RS
BR83084M91	A2287-1
BR831054M1	LM11910
BR831055M1	LM11949
BR831065M1	LM67048
BR831066M1	LM67010
BR831077M1	LM48510
BR831078M1	LM48548
BR831087M1	1726206-2RS
BR831110M1	W208PPB23
BR831112M1	1726205-2RS
BR831116M1	RA012-RRB
BR831119M1	13620
BR831131M1	14274
BR831134M1	1726209-2RS
BR831171M1	14274
BR831172M1	14274
BR831233M1	RA104-RRB
BR831304M1	368
BR831315M1	2788
BR831319M1	3383
BR831333M1	09074
BR831359M1	2720
BR831363M1	3720
BR831371M1	14274
BR831514M1	RA104-RRB
BR831616M1	RA112-RRB

MASSEY FERGUSON

OEM Part No.	Part No.
BR831662M1	RA106-RRB
BR831703M1	3780
BR831728M1	LM501349
BR831729M1	LM501310
BR831778M1	GRA108-RRB
BR831822M1	1726207-2RS
BR831833M1	RA015-RRB
BR831861M1	1726307-2RS
BR831877M1	G1112-KRRB
BR831893M1	2580
BR831929M1	RA102-RRB
BR831960M1	W211PPB2
BR831960M3	W210PPB2
BR831984M1	1102-KRRB
BR831995M1	RA100-RR
BR832009M1	1726203-2RS
BR832015M1	G1102-KRRB
BR832087M1	1726208-2RS
BR832121M1	1108-KRRB
BR832122M1	RA108-RRB
BR832189M1	L44643
BR832190M1	L44610
BR832192M1	LM11710
BR832198M1	6201-2RS
BR832289M1	RA008-RRB
BR832305M1	6305-2RS
BR832426M1	M12610
BR832540M1	W211PPB3
BR832629M1	207KRR
BR832634M2	W208PPB23
BR832634M3	W208PPB23
BR832651M1	203KRR2
BR832681M1	207KRR
BR832729M1	342A
BR832730M1	332
BR832746M1	RA110-RRB
BR832772M3	6305-2RS
BR832800M1	RA010-RRB
BR832811M1	212NPP
BR833059M1	6208-2RS
BR833084M1	A2287-1
BR833094M1	LM603011
BR833095M1	LM603049
BR833341M1	RA100-RRB
BR833351M1	RA106-RRB
BR833356M1	GRA104-RRB
BR833357M1	RA104-RRB
BR833360M1	6209-2RS
BR833362M1	RA108-RRB
BR833364M1	6203-2RS
BR833411M1	204RR6
BR833416M1	RA108-RRB
BR833447M1	RA010-RR
BR833474M1	52MSTR
BR833514M1	1012-KRRB
BR833521M1	62MS

OEM BEARING CROSS REFERENCE

MASSY FERGUSON

OEM Part No.	Part No.
R833741M1	1726210-2RS
BR833757M1	1726305-2RS
BR8337770M1	6208-2RS
BR833877M1	204RR6
BR833939M1	RA107-RRB
BR834066M1	1108-KRRB
BR834099M1	203KRR3
BR834135M1	LM29749
BR834136M1	LM29710
BR834169M1	6305-2RS
BR834197M1	RA014-RRB
BR834199M1	RA100-RRB
BR834200M1	RA101-RRB
BR834201M1	RA102-RRB
BR834202M1	RA103-RRB
BR834367M1	W208PPB6
BR834368M1	G1106-KRRB
BR834475M1	6203-2RS-16
BR834505M1	RA103-RRB2
BR834533M1	1726306-2RS
BR834602M1	A2287-1
BR834828M1	JLM506849
BR834829M1	JLM506810
BR834836M1	G1108-KRRB
BR834866M1	1108-KRRB
BR834869M1	6309-2RS
BR834870M1	LM12711
BR834884M1	6205-2RS
BR834998M1	JLM104948
BR835001M1	RA012-RRB
BR835050M1	W209PPB2
BR835050M4	W209PPB2
BR842079M1	1726309-2RS
BR842303M1	W209PPB5
BR842323M1	GW209PPB5
BR842376M1	RA100-RRB
BR842434M1	1726210-RS
BR842502M1	6207-2RS
BR842503M1	6209-2RS
BR842608M1	UC211-35
BR842660M1	1726305-2RS
BR842699M1	RA014-RRB
BR842736M1	RA100-RRB
BR843277M1	L68149
BR843332M1	GRA103-RRB2
BR843448M1	GRA102-RRB
BR843638M1	W208PPB5
BR843777M1	L68149
BR850127M1	09195
BR854370X1	LM67048
BR934392M1	6210-2RS
BR974418M1	6208
BR9N7067	25820
BRCL08943	14138A
BRCL08944	14276
BRET30157	07196
BRET30162	07100

MASSEY FERGUSON

OEM Part No.	Part No.
BRET31127	A-6
BRET38515	387A
BRET38519	14276
BRET39543	LM48510
BRET39544	LM48548
BRET43417	LM67048
BRET43418	LM67010
BRGA1773	6206
BRGK4203	14137A
BRGK4337	14138A
BRMX1670	LM48510
BRP5033	14136A
BRPE2165	3984
BRPE2166	3920
BRPE2735	28682
BRRX2597	25520
BRRX2598	25580
BRS9804	09195
BRS9835	25820
BRS9842	09067
BRS9890	13621
BRSU994A	2720

M&W

BR1836000	203KRR2
BR2436004	DK3
BR2436005	GW211PP3

MELROE

BR6510628	W211PP3
BR6517957	W211PPB2
BR6519831	W208PPB6

MILLER DISK

BR02.96130	203KRR2
BR4000005	GW211PPB2
BR4000044	GW211PPB2

NEW IDEA

BR-GA2022	FC885152
BR010003	LM603011
BR010004	LM603049
BR010033	RA104-RRB
BR010181	RA104-RRB
BR010189	A207-20
BR010310	G1112-KRRB
BR010311	A209-28
BR01081	RA014-RRB
BR010854	382
BR010857	1104-KRRB
BR010858	14138A
BR010970	G1108-KRRB
BR011123	206W
BR011294	25877
BR011359	A202-10
BR011360	RA010-RRB
BR012007	1014-KRRB

NEW IDEA

OEM Part No.	Part No.
BR012275	RA100-RR
BR012340	1112-KRRB
BR012561	26882
BR012568	6207
BR012630	G1106-KRRB
BR012640	G1106-KRRB
BR012669	25520
BR012671	25580
BR012705	G1203-KRRB
BR012753	204RR6
BR012901	1100-KRRB
BR012902	1103-KRRB3
BR012984	G62MSA
BR012986	62MS
BR012987	GRA103-RRB2
BR014937	G85MSA
BR014986	G1115-KRRB
BR015637	GRA112-RRB
BR015736	A211-32
BR015846	52MS
BR015896	90MS
BR016029	G62MSA
BR017134	RA108-RRB
BR017138	G72MSA
BR017284	203KRR3
BR0915896	90MS
BR10181	RA014-RRB
BR10189	A207-20
BR102961	1726207-2RS
BR10310	UC209-28
BR105794	HPS103GP3
BR108039	207KRR
BR10854	382
BR10857	1104-KRRB
BR10858	14138A
BR10970	G1108-KRRB
BR11359	A202-10
BR11360	RA010-RRB
BR122568	6207
BR12275	RA100-RR
BR12340	1112-KRRB
BR12630	G1106-KRRB
BR12640	G1106-KRRB
BR12706	A211-35
BR12753	204RR6
BR12902	1103-KRRB3
BR12984	G62MSA
BR12986	62MS
BR12987	GRA103-RRB2
BR14986	G1115-KRRB
BR15736	A211-32
BR15846	52MS
BR15A15529	1102-KRRB
BR16029	G62MSA
BR17138	G72MSA
BR175082	1102-KRRB
BR290236	G80MSA

OEM BEARING CROSS REFERENCE

NEW IDEA

OEM Part No.	Part No.
BR290237	G80MSA
BR40008ES	RA012-RRB
BR511314	RA104-RRB
BR550006	342A
BR714246	1108-KRRB
BR825762	332
BR915896	90MS
BRCA2022	FC885152
BRF243031	G80MSA
BRHS5125	1103-KRRB3
BRK1618	15250
BRK1619	15118
BRK1620	14274
BRK1621	14136A
BRK1665	13686
BRK1938	14276
BRK2066	15101
BRK2067	14125A
BRK2175	2788
BRK2176	2720
BRK2249	14137A
BRK2269	382A
BRK2281	72MS
BRK2283	15245
BRK2284	15123
BRK2575	UC206-20
BRK2576	G1100-KRRB
BRK2579	52MS
BRK2751	RA103-RRB2
BRK2751A	RA103-RRB2
BRK2752	RA100-RRB
BRK2752A	RA100-RRB
BRK2753	RA100-RR
BRK2753A	RA100-RR
BRK2809	A205-16
BRK2810	A206-20
BRK2999A	6206-2RS
BRK3300	RA014-RR
BRK3300A	RA014-RR
BRK3301	RA014-RR
BRK3315	RA104-RRB
BRK3330	207KRR
BRK3352	6205-2RS
BRK3356	M12610
BRK3357	M12649
BRK3358	LM48510
BRK3359	LM48548
BRK3501	RA102-RRB
BRK3518	A206-18
BRK3538	RA103-RR2
BRK3548	LM67010
BRK3549	LM67048
BRK3565	RA012-RRB
BRK3566	A204-12
BRK3705	6207
BRK3787	208KRR4

NEW IDEA

OEM Part No.	Part No.
BRK3839	LM11910
BRK3840	LM11949
BRK3898	368
BRK3998	RA106-RRB
BRK3999	A207-22
BRK4037	1106-KRRB
BRK4502	62MSTR
BRK4536	LM501349
BRK4537	LM501310
BRK4590	13620
BRK4654	6206
BRK4659	L44610
BRK4660	L44643
BRK4935	LM29749
BRK4936	LM29710
BRK4962	RA108-RRB
BRK4963	A208-24
BRK5032	62MS
BRW247809B	FC885152

NOBLE

BR31707	FC885154B
BR369851	FC885154B

OWATONNA

BR010-10104	1106-KRRB
BR010-10105	1106-KRRB
BR010-11697	RA107-RRB
BR010-12061	RA103-RRB2
BR010-13103	RA107-RR
BR010-15951	RA108-RR
BR010-16328	RA106-RRB
BR010-17513	RA104-RRB
BR010-32364	RA107-RRB
BR0100218	1103-KRRB3
BR01010217	1103-KRRB3
BR0101081	1100-KRRB
BR01011213	RA100-RRB
BR0103819	1012-KRRB

PITTSBURG

BR35501	W208PPB5
BR40-485	W209PPB2

SIMPLICITY

BR105173	RA100-RR
BR108202	204RR6
BR172256	RA014-RR

SUNFLOWER

BR1186	W208PPB7
BR1829	GW209PPB4
BR2042	GW211PPB13
BR24A5301	W208PPB5
BR3091	DC211TTR21
BRFK3110007	ST491A
BRFK311007	FD209RK
BRYB3471	FD209RM

TAYLOR WAY

OEM Part No.	Part No.
BR204147	W208PPB12
BR207022	GW211PPB3
BR207359	GW208PPB8
BR34392	W208PPB13
BR606973	W208PP5

TISCO

BR07100-TIM	07100
BR07196-TIM	07196
BR09067-TIM	09067
BR09074-TIM	09074
BR09081-TIM	09081
BR09195-TIM	09195
BR09196-TIM	09196
BR1012KRRB	1012-KRRB
BR1014KRR	1014-KRR
BR1102KRRB	1102-KRRB
BR1103KRRB3	1103-KRRB3
BR1104KRRB	1104-KRRB
BR1106KRRBIM	1106-KRRB
BR1107KRRB	1107-KRRB
BR1108KRRBIM	1108-KRRB
BR13620-TIM	13620
BR13621-TIM	13621
BR13678SDTIM	13678SD
BR13685-TIM	13685
BR13686-TIM	13686
BR13687-TIM	13687
BR14125A	14125A
BR14136A-TIM	14136A
BR14137A-TIM	14137A
BR14138A-TIM	14138A
BR14274-TIM	14274
BR14276-TIM	14276
BR15101-TIN	15101
BR15112-TIM	15112
BR15118-TIM	15118
BR15119-TIM	15119
BR15123-TIM	15123
BR15123BR	15123
BR15245-TIM	15245
BR15250-TIM	15250
BR15520-TIM	15520
BR1729-TIM	1729
BR1779-TIM	1779
BR178746	CF108S4F6
BR179080	A-2
BR18720	18720
BR18790	18790
BR204KRD4IMP	204KRD4
BR205KR3	205KR3
BR205KRRB2	HPS014GP
BR206KRRB6	HPS100GP
BR22	L44643
BR24720	24720
BR24780-TIM	24780
BR25520-TIM	25520

OEM BEARING CROSS REFERENCE

TISCO

OEM Part No.	Part No.
BR25521-TIM	25521
BR25577-TIM	25577
BR25580-TIM	25580
BR25590-TIM	25590
BR2580	2580
BR25820-TIM	25820
BR25821-TIM	25821
BR25877-TIM	25877
BR25878-TIM	25878
BR26820	26820
BR26823-TIM	26823
BR26882-TIM	26882
BR2720-TIM	2720
BR27620	27620
BR2776-TIM	2776
BR2788-TIM	2788
BR2820-TIM	2820
BR28622	28622
BR28682	28682
BR2879-TIM	2879
BR332-TIM	332
BR33275-TIM	33275
BR33462	33462
BR3383	3383
BR342A-TIM	342A
BR342S-TIM	342S
BR353152X1	1726204-2RS
BR368-TIM	368
BR3720-TIM	3720
BR3780-TIM	3780
BR382	382
BR382A-TIM	382A
BR387A-TIM	387A
BR387AS	387AS
BR3920-TIM	3920
BR3982	3982
BR3984-TIM	3984
BR453A-TIM	453A
BR70202584	3920
BR70209905	3982
BR831087M1	1726206-2RS
BR83112M1	1726205-2RS
BR831134M1	1726209-2RS
BR831822M1	1726207-2RS
BR831861M1	1726307-2RS
BR832009M1	1726203-2RS
BR832087M1	1726208-2RS
BR832960M3	6203-2RS
BR833741M1	1726210-2RS
BR833757M1	1726305-2RS
BR842079M1	1726309-2RS
BR842434M1	1726210-RS
BRDBK100	DK1
BRE18EB9	387
BRF2-40	40MST
BRF2-47	47MST
BRF2-52	52MST

TISCO

OEM Part No.	Part No.
BRF2-62	62MST
BRF2-72	72MST
BRF3-40	40MS
BRF3-47	47MS
BRF3-52	52MS
BRF3-62	62MS
BRF3-72	72MS
BRF3252	G52MSA
BRF352	52MS
BRF372	72MS
BRF3Z-52	G52MSA
BRF3Z-62	G62MSA
BRF3Z-72	G72MSA
BRF4-100	100MS
BRF4-80	80MS
BRF4-85	85MS
BRF4-87	87MS
BRF4-90	90MS
BRF4100	100MS
BRF42100	G100MSA
BRF480	80MS
BRF485	85MS
BRF4Z-100	G100MSA
BRF4Z-80	G80MSA
BRF4Z-85	G85MSA
BRF4Z-90	G90MSA
BRFBH-2203	RCJT-40MM
BRFBH-2204	RCJT-47MM
BRFBH-2205	RCJT-52MM
BRFBH-2206	RCJT-62MM
BRFBH-2207	RCJT-72MM
BRFBH-2208	RCJT-80MM
BRFBH-2209	RCJT-85MM
BRFBH-2210	RCJT-90MM
BRFBH-4203	RCJ-40MM
BRFBH-4204	RCJ-47MM
BRFBH-4205	RCJ-52MM
BRFBH-4207	RCJ-72MM
BRFBH-4208	RCJ-80MM
BRFBH-4209	RCJ-85MM
BRFBH-4210	RCJ-90MM
BRFBH-4211	RCJ-100MM
BRFTR3-40	40MSTR
BRFTR3-47	47MSTR
BRFTR3-52	52MSTR
BRFTR3-62	62MSTR
BRFTR3-72	72MSTR
BRFW119FS	AK5
BRG1008KRRB	G1008-KRRB
BRG1010KRRB	G1010-KRRB
BRG1012KRRB	G1012-KRRB
BRG1014KRRB	G1014-KRRB
BRG1015KRRB	G1015-KRRB
BRG1100KRRB	G1100-KRRB
BRG1102KRRB	G1102-KRRB
BRG1103KRRB	G1103-KRRB
BRG1103KRRB3	G1103-KRRB3

TISCO

OEM Part No.	Part No.
BRG1104KRRB	G1104-KRRB
BRG1106KRRB	G1106-KRRB
BRG1107KRRB	G1107-KRRB
BRG1108KRRB	G1108-KRRB
BRG1111KRRB	G1111-KRRB
BRG1112KRRB	G1112-KRRB
BRG1114KRRB	G1114-KRRB
BRG1115KRRB	G1115-KRRB
BRG1200KRRB	G1200-KRRB
BRG1203KRRB	G1203-KRRB
BRGRA008NPPB	GRA008-RRB
BRGRA010NPPB	GRA010-RRB
BRGRA012NPPB	GRA012-RRB
BRGRA014NPPB	GRA014-RRB
BRGRA100NPPB	GRA100-RRB
BRGRA102NPPB	GRA102-RRB
BRGRA103NPB2	GRA103-RRB2
BRGRA103NPPB	GRA103-RRB
BRGRA104NPPB	GRA104-RRB
BRGRA106NPPB	GRA106-RRB
BRGRA107NPPB	GRA107-RRB
BRGRA108NPPB	GRA108-RRB
BRGW208PP17	GW208PP17
BRGW208PPB5	GW208PPB5
BRGW208PPB6	GW208PPB6
BRGW208PPB8	GW208PPB8
BRGW209PPB11	GW209PPB11
BRGW209PPB2	GW209PPB2
BRGW209PPB4	GW209PPB4
BRGW209PPB8	GW209PPB8
BRGW210PPB2	GW210PPB2
BRGW210PPB5	GW210PPB5
BRGW211PP2	GW211PP2
BRGW211PP3	GW211PP3
BRGW211PPB2	GW211PPB2
BRGW211PPB3	GW211PPB3
BRGW211PPB8	GW211PPB8
BRGW211PPB9	GW211PPB9
BRGW214PP2	GW214PP2
BRJL69310TIM	JL69310
BRJL69349TIM	JL69349
BRJLM506810	JLM506810
BRL44610-TIM	L44610
BRL44643-TIM	L44643
BRL44649-TIM	L44649
BRL68110-TIM	L68110
BRL68111-TIM	L68111
BRL68149-TIM	L68149
BRLM104912TIM	LM104912
BRLM11710TIM	LM11710
BRLM11749TIM	LM11749
BRLM11910TIM	LM11910
BRLM11949TIM	LM11949
BRLM29710TIM	LM29710
BRLM29749TIM	LM29749
BRLM48510TIM	LM48510
BRLM48548TIM	LM48548

BEARING X-REF

OEM BEARING CROSS REFERENCE

TISCO

OEM Part No.	Part No.
BRLM501310TM	LM501310
BRLM501349TM	LM501349
BRLM603011TM	LM603011
BRLM603049TM	LM603049
BRLM67010TIM	LM67010
BRLM67048LTIM	LM67000LA
BRLM67048TIM	LM67048
BRM12610-TIM	M12610
BRM12649TIM	M12649
BRM86610-TIM	M86610
BRM86649-TIM	M86649
BRM88010-TIM	M88010
BRPB-40	40MPB
BRPB-47	47MPB
BRPB-52	52MPB
BRPB-62	62MPB
BRPB-72	72MPB
BRPBH-203	RAK-40MM
BRPBH-204	RAK-47MM
BRPBH-205	RAK-52MM
BRPBH-206	RAK-62MM
BRPBH-207	RAK-72MM
BRPBH-208	RAK-80MM
BRPBH-209	RAK-85MM
BRPBH-210	RAK-90MM
BRPBH-211	RAK-100MM
BRPBH205	RAK-52MM
BRPH205	RAK-52MM
BARRA008NPPB	RA008-RRB
BARRA010NPPB	RA010-RRB
BARRA012NPPB	RA012-RRB
BARRA014NPPB	RA014-RRB
BARRA015NPPB	RA015-RRB
BARRA100NPP	RA100-RR
BARRA100NPPB	RA100-RRB
BARRA101NPPB	RA101-RRB
BARRA102NPPB	RA102-RRB
BARRA103NPPB	RA103-RRB
BARRA103NPPB2	RA103-RRB2
BARRA104NPPB	RA104-RRB
BARRA106NPPB	RA106-RRB
BARRA107NPPB	RA107-RRB
BARRA108NPPB	RA108-RRB
BARRA112NPPB	RA112-RRB
BRS1008K	A201-8
BRS1010K	A202-10
BRS1012K	A204-12
BRS1014K	A205-14
BRS1015K	A205-15
BRS1100K	A205-16
BRS1102K	A206-18
BRS1103K	A206-19
BRS1103K3	A206-20
BRS1104K	A207-20
BRS1106K	A207-22
BRS1107K	A207-23
BRS1108KT	A208-24

TISCO

OEM Part No.	Part No.
BRS1112K	A209-28
BRSET37TIM	A-37
BRSET6	A-6
BRST491A	ST491A
BRTKR5	AK9
BRTKR7	AK6
BRTPAK3997B	BSK10
BRTPAK3997B	BSK10
BRW208PP10	W208PP10
BRW208PP5	W208PP5
BRW208PP8	W208PP8
BRW208PPB12	W208PPB12
BRW208PPB13	W208PPB13
BRW208PPB23	W208PPB23
BRW208PPB4	W208PPB4
BRW208PPB5	W208PPB5
BRW208PPB6	W208PPB6
BRW208PPB7	W208PPB7
BRW208PPB8	W208PPB8
BRW209PPB2	W209PPB2
BRW209PPB4	W209PPB4
BRW209PPB5	W209PPB5
BRW209PPB7	W209PPB7
BRW210PPB2	W210PPB2
BRW210PPB5	W210PPB5
BRW210PPB6	W210PPB6
BRW211PP3	W211PP3
BRW211PPB2	W211PPB2
BRW211PPB3	W211PPB3
BRWGPZ22	UCP207-22

TYE

BR3215	ST491A
BR552-202	204KRD4
BR552-20SP	203KRR5
BR5520302	204RY2
BR552207	W208PPB6
BR552209	W208PPB5
BRT60	W208PPB5
BRT602	W208PPB12

UNVERFERTH

BR7044	W209PPB2
BR91134	DHU1-1/2R

VERMEER

BR1650005	LM11949
BR1650007	LM11910
BR1715019	14276
BR1715045	LM67010
BR1716147	LM67048
BR1718001	RA100-RR
BR1719001	A205-16
BR1731001	A208-24
BR1733001	203KRR6
BR1733003	203KRR3
BR212001	GRA108-RRB

VEREMEER

OEM Part No.	Part No.
BR213039	G80MSA
BR215-003	RA108-RR
BR28027-001	RA112-RRB
BR322902	207KRR
BR325335	208KRR4
BR4047001	RA103-RRB2
BR4051001	RA103-RR2
BR4054001	1112-KRRB
BR59179M01	62MST
BR59546	LM11749
BR9-1733-003	203KRR3
BR9-212-001	RA108-RRB
BR9-215-003	RA108-RR
BR9-4047-001	RA103-RRB2
BR9-4051-001	RA103-RR2
BRF151	14137A
BRF152	14276
BRF154	332
BRF155	342A
BRF1637	JL69349
BRF1638	JL69310
BRF274	RA100-RR
BRF416	203KRR6
BRF53	RA103-RR2
BRF76	A207-20
BRF817	LM67048
BRF818	LM67010
BRF821	LM11949

VERSATILE

BR12425	RA100-RRB
BR360101V1	RA102-RRB

WIG

BR1012743	F3Y232N
BR1019404	FWG223E
BR1020440	YG223E3L
BR1020840	G1200-KRRB
BR1020842	P3Y223N
BR1020843	F3Y228E3
BR1022062	F3Y223E3
BR1022082	F3Y223E3
BR52404	F3Y228E3
BR52405	P3Y228N
BR53708	P3Y223N
BR53921	F3Y223E3
BR53932	F3Y232N
BR55109	YG228E3L
BR57997	P3Y232N
BR62134	FX3Y228E3
BR62136	PT3Y2E32E3
BR7367-2	WG216UL
BR7434-3	F3W223E
BR7434-4	F3W228U
BR7445-27	26884
BR7445-30	368A

OEM BEARING CROSS REFERENCE

WIC

OEM Part No.	Part No.
BR7445-35	LM501349
BR7446-16	26823
BR7446-22	362A
BR7446-28	LM501310
BR7487-4	FWG2E20E
BR7588-1	P3W223E

WIL RID

BR10344	LM67010
BR10345	LM67048
BR11114	LM501349
BR11378	LM29749
BR11379	LM29710
BR12103	25580
BR12104	25520
BR14249	LM501310
BR16081	2790
BR16082	2720
BR19996	LM67000LA
BR23029	LM11949
BR23101	LM11910
BR23109	L44643
BR23114	L44610
BR24022	GW211PPB2
BR24023	FDT-2-3/16R
BR24099	DC211TTR3E
BR24405	LM48510
BR24457	LM48548
BR24677	GW208PP17
BR25703	FD211RM
BR30185	FD211RJA
BR34002	W209PPB4
BR71079	F3Y235E3
BR71273	F3Y228E3
BR71275	YG228E3L
BR71277	YG235E3L
BR71292	YG223NL
BR71349	P3Y228N
BR7445-38	25590
BR7445-63	JL69349
BR7446-32	25821
BR7446-48	JL69310
BRJD1083	FDT-2-3/16R

WHITE

BR010-13790	RA100-RR
BR010-15461	RA102-RRB
BR1025130M1	W208PP5
BR102840A	LM11949
BR102842A	LM67048
BR102843A	LM67010
BR107791	212K
BR10A22365	342S
BR10A779	382
BR124X26	368
BR125X17	362A
BR151483	6208
BR158363A	208KRR4

WHITE

OEM Part No.	Part No.
BR15A13181	212NPP
BR15A14878	1108-KRRB
BR15A15529	1102-KRRB
BR15A16808	RA108-RRB
BR15A18375	1106-KRRB
BR15A2811	1103-KRRB3
BR15A3918A	RA014-RRB
BR15A4929	RA104-RRB
BR15A5743A	RA100-RRB
BR15A7471A	RA012-RRB
BR15A8776	6204-2RS
BR20H2152	W209PPB2
BR20H4027	W208PPB9
BR20H5836	W208PPB6
BR213778B	GW208PPB5
BR217301-B	LM67000LA
BR221184B	W208PPB14
BR22964X	1012-KRR
BR230548	1103-KRRB
BR237042B	W208PPB4
BR237092B	W208PPB7
BR237909B	GW211PPB3
BR238382B	G85MSA
BR238481B	GW208PPB8
BR238813B	DHU1-1/2R
BR238841B	GW209PPB8
BR239581B	JL69349
BR2444A	RA103-RRB2
BR245678B	203KRR2
BR247167	204FRK
BR247167B	204KRD4
BR247733	RA103-RR2
BR247733B	RA103-RR2
BR247809B	FC885152
BR25H000862	203KRR2
BR25H332	RA103-RRB2
BR30-1005197	W208PPB7
BR300279B	204KRD4
BR301153E	RA102-RRB
BR301154ES	RA103-RRB2
BR31-2437000	6210-2RS
BR31-7972260	RA115-RRB
BR353161X1	RA103-RRB
BR4000008ES	RA012-RRB
BR400953D	6209-2RS
BR400956D	6210-2RS
BR403194D	6207-2RS
BR403324D	212NPP
BR403960D	RA108-RRB
BR403961D	G1112-KRRB
BR500685E	362A
BR500897E	RA106-RRB
BR501684E	RA100-RRB
BR502464E	RA107-RRB
BR502464ES	RA107-RRB
BR50310	1102-KRRB
BR505331E	G1200-KRRB

WHITE

OEM Part No.	Part No.
BR505681E	RA106-RRB
BR507095E	RA014-RR
BR510493E	6206-2RS
BR511152E	RA102-RR
BR511314	RA104-RRB
BR511839E	6205-2RS
BR515255E	HPS014GP
BR516149E	382A
BR518156E	203KRR3
BR5211257E	1104-KRR
BR523012E	RA100-RR
BR523042E	G1107-KRRB
BR5AL1039	332
BR5AL1040	342A
BR7XA315	382A
BR831119M1	13620
BR834198M1	RA015-RRB
BR83M13	14137A
BR83M17	368
BR84032	212K
BR842704	HPS100GP
BR873249	206W
BR895664L	RA012-RRB
BR905920	6203-2RS
BR9110090	203KRR6
BR9110250	RA106-RRB
BR9110330	RA103-RRB
BR9110330A	RA103-RRB
BR9110650	RA012-RR
BR9110650A	RA012-RRB
BR9110840	6206-2RS
BR9111110	6205-2RS
BR91113107	RA102-RR
BR9111920	1014-KRRB
BR9111950	RA104-RRB
BR9112010	207KRR
BR9112110	6204-2RS
BR9112200	RA010-RRB
BR9112430	332
BRA227254	206W
BRAB5014	2720
BRAB5041	2720
BRAC03161	2788
BRAC03847	15118
BRAC10179	6208
BRAC10839	RA014-RRB
BRAC10938	208KRR2
BRAC11045	6203-2RS
BRAC11550	207KRR
BRAC9576	26882
BRAC9577	2879
BRAH1337	2580
BRAH5903	2720
BRAH5904	2788
BRAP5288	09195
BRBA5007	14138A
BRBA5014	15118

OEM BEARING CROSS REFERENCE

WHITE

OEM Part No.	Part No.
BRBA5014A	2879
BRBA5018B	25580
BRBA5021A	28682
BRBB5007	14276
BRBB5013	2720
BRBB5013A	26820
BRBB5018B	25520
BRBB5021	3920
BRC03161	2720
BRC03162	14274
BRC06576	25520
BRC12344	208KRR2
BRC514454	15245
BRCA5012	3982
BRCB5012	3920
BRCBX2011	382A
BRCF1204	25580
BRCF1205	25520
BRCM2024	14136A
BRCM2025	14137A
BRCM2026	14276
BRCM3012	2720
BRCO5287	3720
BRCR184	14274
BRDX574A	6206
BRES5010	6202-2RS
BREX5715	14137A
BREX6609	15126
BREX78	15245
BRH3768	09195
BRHA5004	15101
BRHB5012	382
BRHSX3006	15123
BRHSX836	13685
BRKA5021	3984
BRLA5007	09067
BRMM7	3780
BRMT23011	LM29710
BRMX723	LM67048
BRMX724	LM67010
BRP55602	M12610
BRQC10326	1106-KRR
BRS48A	15118
BRS9829	3720
BRS9834	25877
BRS9835	25820
BRS9838	15245
BRS9839	15123
BRS9869	15520
BRS9872	15120
BRS9890	13621
BRS9891	13686
BRTG9338	25821
BRW238813	DHU1-1/2R
BRW9112370	1726310-2RS
BRZ391A	RA100-RRB
BRZ39A	RA014-RRB

WHITE

OEM Part No.	Part No.
BRZ444	RA103-RRB2
BRZ486	RA107-RRB
BRZ529A	RA101-RRB
BRZ996	6207-2RS

WOODS

BR00310	15126
BR02716	LM48510
BR02717	LM48548
BR0310	15126
BR04106	M12610
BR04107	M12649
BR11114	LM501349
BR11115	LM501310
BR11910	LM11910
BR11949	LM11949
BR16106	204RR6
BR310	15126
BR4106	M12610
BR4107	M12649
BR64534	14137A

OEM Part No. Part No.

TRACTOR PARTS AND ACCESSORIES

Farm Tractor Shop Manuals



Intertec's I&T Shop Manuals

Keep farm equipment on the job



Allis-Chalmers

Models B, C, CA, G, RC, WC, WD, WD45, WD45 Diesel, WF
96 pgs/Trim Size 8.125 x 10.875

Part No. IMAC-11

Models 6060, 6070, 6080
72 pgs/Trim Size 8.125 x 10.875

Part No. IMAC-35

Models 8010, 8030, 8050, 8070
88 pgs/Trim Size 8.125 x 10.875

Part No. IMAC-36



Allis-Chalmers

Models D-10, D-10 Series III, D-12, D-12 Series III • Models D-14, D-15, D-15 Series II, D-17, D-17 Series III, D-17 Series IV • Model 160 • Models 170, 175
240 pgs/Trim Size 8.125 x 10.875

Part No. IMAC-201



Models D-21, D-21 Series II, Two-Ten, Two-Twenty • Models D-19, D-19 Diesel • Models 7010, 7020, 7030, 7040, 7045,

7050, 7060, 7080 • Models 180, 185, 190, 190XT, 200, 7000
296 pgs/Trim Size 8.125 x 10.875

Part No. IMAC-202

B.F. Avery

Models A, R, V
432 pgs/Trim Size 8.125 x 10.875

Part No. IMMM-201



Case/International

Models 1190, 1290, 1390, 1490, 1690, 1194, 1294, 1394, 1494, 1594
112 pgs/Trim Size 8.125 x 10.875

Part No. IMC-36

Models 2090, 2094, 2290, 2294, 2390, 2394, 2590, 2594
120 pgs/Trim Size 8.125 x 10.875

Part No. IMC-37

Models 1896, 2096
120 pgs/Trim Size 8.125 x 10.875


Part No. IMC-38

Models 385, 485, 585, 685, 885
104 pgs/Trim Size 8.125 x 10.875

Part No. IMC-39

Magnum Models 7110, 7120, 7130, 7140
136 pgs/Trim Size 8.125 x 10.875

Part No. IMC-40



Maxxum Models 5120, 5130, 5140
144 pgs/Trim Size 8.125 x 10.875

Part No. IMC-41

Case/International

Models 235, 245, 255, 265, 275
136 pgs/Trim Size 8.125 x 10.875

Part No. IMC-42



Case

Series C, D, L, LA, LAV, R, S, V, VA, VAC
• Series 200B, 300, 300B, 350, 400B, 500B, 600B • Series 400, 700B, 800B
288 pgs/Trim Size 8.125 x 10.875

Part No. IMC-201



Series 500, 600, 900B
• Series 730, 830, 930, 1030 • Series 430, 440, 470, 530, 540, 570, 630, 640
264 pgs/Trim Size 8.125 x 10.875

Part No. IMC-202

Case & David Brown

Series 770, 870, 970, 1070, 1170, 1175 • Models 885, 995, 1210, 1212, 1410, 1412 • Models 770, 780, 880 (After Serial No. 52100), 990 (After Serial No. 467870), 1200, 3800, 4600 • Models 1270, 1370, 1570

344 pgs/Trim Size 8.125 x 10.875


Part No. IMC-203

- The preferred line of tractor repair manuals for over 50 years
- Professionally written information from experienced mechanics in an easy-to-use format
- Comprehensive specifications and service information
- Every book features numerous photos, illustrations and exploded views
- Durable, coated paper that can stand up to messy shop jobs

TRACTOR
Accessories

TRACTOR PARTS AND ACCESSORIES

Farm Tractor Shop Manuals



John Deere
Series A (Serial No. 499000 and up), B (Serial No. 96000 and up), G (Serial No. 13000 and up), H, Models D (Serial No. 143800 and up.), M, MT

80 pgs/Trim Size 8.125 x 10.875

Part No...... **IMJD-4**

Models 50, 60, 70 (Non-Diesel)

72 pgs/Trim Size 8.125 x 10.875

Part No...... **IMJD-10**

Series 520, 530, 620, 630, 720, 730


80 pgs/Trim Size 8.125 x 10.875

Part No...... **IMJD-16**

Series 1010, 2010

56 pgs/Trim Size 8.125 x 10.875

Part No.
IMJD-21



Series 1020, 1520, 1530, 2020, 2030

72 pgs/Trim Size 8.125 x 10.875

Part No.
..... **IMJD-37**

Series 850, 950, 1050

44 pgs/Trim Size 8.125 x 10.875

Part No...... **IMJD-47**

Series 4030, 4230, 4430, 4630

112 pgs/Trim Size 8.125 x 10.875

Part No...... **IMJD-50**

Models 2840, 2940, 2950

120 pgs/Trim Size 8.125 x 10.875

Part No...... **IMJD-56**



Models 4050, 4250, 4450, Model 2840 • Models 4040, 4240, 4650, 4850

176 pgs/Trim Size 8.125 x 10.875

Part No.
..... **IMJD-57**

Models 2150, 2155, 2255, 2350, 2355, 2355N, 2550, 2555

151 pgs/Trim Size 8.125 x 10.875

Part No...... **IMJD-58**

Models 2750, 2755, 2855, 2955


143 pgs/Trim Size 8.125 x 10.875

Part No...... **IMJD-59**

Models 4055, 4255, 4455, 4555, 4755, 4955

168 pgs/Trim Size 8.125 x 10.875

Part No...... **IMJD-60**



Models 655, 755, 756, 855, 856, 955


96 pgs/Trim Size 8.125 x 10.875

Part No.
..... **IMJD-61**

Models 670, 770, 870, 970, 1070

120 pgs/Trim Size 8.125 x 10.875

Part No...... **IMJD-62**



John Deere

Models 720 Diesel, 730 Diesel • Series 40, 320, 330, 420, 430, 440

• Models 80, 820, 830


(2-Cylinder Diesel Models) • Series

820, 830 (3-Cylinder Models) • Models 435D, 440ID (Diesel

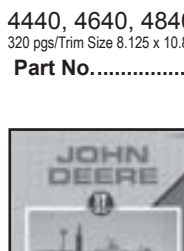
Models)

304 pgs/Trim Size 8.125 x 10.875

Part No.
IMJD-201



Model 2040 • Models 2510, 2520 • Models 2240, 2440, 2630, 2640



John Deere

Model 6030 • Models 3020 (Serial No. 123000 And Up), 4000, 4020 (Serial No. 201000 And Up), 4320, 4520, 4620 • Models 3010, 3020 (Before Serial No. 123000), 4010, 4020

(Before Serial No. 201000), 5010, 5020

224 pgs/Trim Size 8.125 x 10.875

Part No...... **IMJD-203**



Deutz-Allis

Models 6240, 6250, 6260, 6265, 6275

104 pgs/Trim Size 8.125 x 10.875

Part No.
..... **IMD-1**



Ferguson

Models TE20, TO20, TO30

32 pgs/Trim Size 8.125 x 10.875

Part No.
..... **IMFE-2**

Models TO35, TO35

Diesel, F40, MH50, MHF202, MF35, MF35 Diesel, MF50, MF202, MF204

80 pgs/Trim Size 8.125 x 10.875

Part No...... **IMMF-14**



Update!

Ford New Holland

Series 2N, 8N, 9N

104 pgs/Trim Size 8.125 x 10.875

Part No.
..... **IMFO-4**

Now includes parts listing

Model NAA (Jubilee)

48 pgs/Trim Size 8.125 x 10.875

Part No...... **IMFO-19**

Series 501, 600, 601, 700, 701, 800, 801, 900, 901, 1801, 2000 (4-Cyl.), 4000 (4-Cyl.)

144 pgs/Trim Size 8.125 x 10.875

Part No...... **IMFO-20**

Series 2000 (3-Cyl.), 3000 (3-Cyl.), 4000 (3-Cyl.) Covers Models Prior to

1975

148 pgs/Trim Size 8.125 x 10.875

Part No. **IMFO-31**



Models 2310, 2600, 2610, 3600, 3610, 4100, (After 1974), 4110, 4600, 4610 (Prior To 1984), 4600SU, 4610SU (Prior to 1984)

Part No...... **IMFO-41**

TRACTOR PARTS AND ACCESSORIES

Models 5000, 5600, 5610, 6600, 6610, 6700, 6710, 7000, 7600, 7610, 7700, 7710

176 pgs/Trim Size 8.125 x 10.875

Part No...... **IMFO-42**

Models 2810, 2910, 3910

80 pgs/Trim Size 8.125 x 10.875

Part No...... **IMFO-43**

Models 1100, 1110, 1200, 1210, 1300, 1310, 1500, 1510, 1700, 1710, 1900, 1910, 2110

120 pgs/Trim Size 8.125 x 10.875

Part No. **IMFO-44**

Models TW-5, TW-15, TW-25, TW-35

160 pgs/Trim Size 8.125 x 10.875

Part No...... **IMFO-45**

Models 1120, 1220, 1320, 1520, 1720, 1920, 2120

136 pgs/Trim Size 8.125 x 10.875

Part No...... **IMFO-46**

Models 3230, 3430, 3930, 4630, 4830


136 pgs/Trim Size 8.125 x 10.875

Part No...... **IMFO-47**

Models 5640, 6640, 7740, 7840, 8240, 8340

280 pgs/Trim Size 8.125 x 10.875

Part No...... **IMFO-48**



Articles from Implement & Tractor Magazine


Originally printed in **Implement and Tractor Magazine**,

these reprinted articles contain valuable information.

Let's Get Into Hydraulics provides information on the science of hydraulics as applied to common farm equipment. *Hydraulic Systems Diagnosis* is a follow up article to *Let's Get Into Hydraulics* with an emphasis on the interaction of the components in hydraulic systems in farm equipment. The third article, *Farm Equipment Electrical Systems* contains a precise review of semi-conductors; transistors; charging, starting and ignition circuits; lights and more.

104 pgs/Trim Size 8.125 x 10.875

Part No...... **IMIT-201**



Ford/Fordson

Models Fordson Dextra, Fordson Super Dextra, 2000 Super Dextra, New Performance Super Dextra • Models Fordson Major Diesel (FMD), Fordson Power Major (FPM), Fordson Super Major (FSM), New Performance Fordson

Major (New FSM), 5000 Super Major • Series 6000, Commander 6000 • Series 1000, 1600 • Series 8000, 8600, 8700, 9000, 9600, 9700, TW-10, TW-20, TW-30

320 pgs/Trim Size 8.125 x 10.875

Part No...... **IMFO-201**



International Harvester (Farmall)

Super/Non-Super Series A, B, C, MTA, H, M, MD, Cub (Prior to 1957), MTAD, 4, 6, D6, W6TA, W6TAD,

9, D9


88 pgs/Trim Size 8.125 x 10.875

Part No...... **IMIH-8**

Models 300, 300 Utility, 350, 350 Utility, 350D, 350D Utility, 400, 400D, W400, W400D, 450, 450D, W450, W450D

80 pgs/Trim Size 8.125 x 10.875

Part No. **IMIH-10**



Models 460, 560, 606, 660, 2606

96 pgs/Trim Size 8.125 x 10.875

Part No...... **IMIH-25**

Models 706, 756, 806, 856, 1206, 1256, 1456, 2706, 2756, 2806, 2856, 21206, 21256, 21456

104 pgs/Trim Size 8.125 x 10.875

Part No...... **IMIH-32**

Models Int'l Cub 154 Lo-Boy, Int'l Cub 184 Lo-Boy, Int'l Cub 185 Lo-Boy, Farmall Cub, Int'l Cub, Int'l Cub

Lo-Boy

48 pgs/Trim Size 8.125 x 10.875

Part No...... **IMIH-50**

Models 3088, 3288, 3488 Hydra, 3688

104 pgs/Trim Size 8.125 x 10.875

Part No...... **IMIH-54**

Models 234, 234 Hydro, 244, 254

56 pgs/Trim Size 8.125 x 10.875

Part No...... **IMIH-55**

Models 5088, 5288, 5488

96 pgs/Trim Size 8.125 x 10.875

Part No...... **IMIH-56**



International Harvester (Farmall)

Models 100, 130, 140, 200, 230, 240, 404, 2404 • Models 330, 340, 504, 2504 • Models B-275, B-414, 354, 364, 384, 424, 444,

2424, 2444 224 pgs/Trim Size 8.125 x 10.875

Part No...... **IMIH-201**



Models 544, 656, 666, 686, Hydro 70, Hydro 86 • Models Hydro 100, Hydro 186, 1466, 1468, 1486, 1566, 1568, 1586 • Models 684, 784, 884, Hydro 84

304 pgs/Trim Size 8.125 x 10.875

Part No...... **IM IH-202**



Models 766, 826, 966, 1026, 1066 • Models 454, 464, 484, 574, 584, 674 • Models 786, 886, 986, 1086

272 pgs/Trim Size 8.125 x 10.875

Part No...... **IMIH-203**



Kubota Models L175, L210, L225, L225DT, L260 • Models B5100D, B5100E, B6100D, B6100E, B6100HST-D, B6100HST-E, B7100D, B7100HST-D, B7100HST-E • Models L185, L235, L245,

L275, L285, L295, L305, L345, L355

168 pgs/Trim Size 8.125 x 10.875

Part No...... **IMK-201**

TRACTOR PARTS AND ACCESSORIES



Massey-Ferguson

Models T035, T035 Diesel, F40, MH50, MHF202, MF35, MF35 Diesel, MF50, MF202, MF204
80 pgs/Trim Size 8.125 x 10.875

Part No..... **IMMF-14**


Models MF135, MF150, MF165
96 pgs/Trim Size 8.125 x 10.875

Part No..... **IMMF-27**

Models MF285
48 pgs/Trim Size 8.125 x 10.875

Part No..... **IMMF-36**

Update!



Used Tractor Price Guide


The Used Tractor Price Guide is a resource for buying, selling or trading used tractors. This comprehensive reference includes detailed

information on farm tractors produced from 1939 through the most current year by more than 40 different manufacturers. Listings include approximate retail prices when new, a high and low range of estimated average used values, engine size, transmission speeds, shipping weight and PTO horsepower plus a special serial number section that lets you determine the precise year a tractor was built.
272 pgs/Trim Size 8.125 x 10.875

Part No..... **IMTRA**

Models MF670, MF690, MF698
72 pgs/Trim Size 8.125 x 10.875

Part No. **IMMF-41**



Models MF230, MF235, MF240, MF245, MF250
6 pgs/Trim Size 8.125 x 10.875

Part No. **IMMF-42**

Models MF255, MF265, MF270, MF275, MF290
96 pgs/Trim Size 8.125 x 10.875

Part No..... **IMMF-43**

Models MF3505, MF3525, MF3545
112 pgs/Trim Size 8.125 x 10.875

Part No..... **IMMF-44**

Models MF362, MF365, MF375, MF383, MF390, MF390T, MF398
184 pgs/Trim Size 8.125 x 10.875

Part No..... **IMMF-45**




Models MF340, MF350, MF355, MF360, MF399
216 pgs/Trim Size 8.125 x 10.875

Part No. **IMMF-46**

Models MF1010, MF1020
104 pgs/Trim Size 8.125 x 10.875

Part No..... **IMMF-47**



Massey-Ferguson Model MF65 • Models MF85, MF88, MF Super 90, MF Super 90WR • Models MF1100, MF1130 • Model MF1150 • Models MF1105, MF1135, MF1155 • Models

MF1080, MF1085
408 pgs/Trim Size 8.125 x 10.875

Part No..... **IMMF-201**



Models MF175, MF180 • Models MF205, MF210, MF220 • Models MF2675, MF2705 • Models MF2745, MF2775, MF2805
272 pgs/Trim Size 8.125 x 10.875

Part No..... **IMMF-202**



Minneapolis-Moline

Also Includes Some Massey-Ferguson Models GTA, GTB • Series RT, UT, ZA, ZT • Models BF, BG, V, Avery Models A, R, V • Series GB, UB, ZB • Models 335, 445, Jet Star, Jet Star Two,

Jet Star Three, 4 Star, 4 Star Super, U-302 • Models UB Special, UTS Special, 5 Star, M5, M504, M602, M604, M670, M670 Super • Models G-VI, G-705, G-706, G-707, G-708, G-900, G-950, G-1000, G-1000 Vista, G-1050, G-1350, Massey-Ferguson Models MF-95 (After Serial No. 17300000), MF97
432 pgs/Trim Size 8.125 x 10.875

Part No..... **IMMM-201**

Models G-550, G-750 • Models G-850, G-940 • Models G-955, G-1355

440 pgs/Trim Size 8.125 x 10.875

Part No..... **IMO-202**



Mitsubishi


Models MT160, MT160D, MT180, MT180D, MT180H, MT180HD, MT210, MT210D, MT250, MT250D, MT300, MT300D
80 pgs/Trim Size 8.125 x 10.875

Part No. **IMM-1**

Oliver & Cockshutt

Models 99 (6-Cyl.) 4-Speed, Super 99 (6-Cyl.) 6-Speed, Super 99 GM (3-Cyl.) 6-Speed, Super and Non-Super Models 66, 77, 88, 660, 770, 880 • Series 99 GMTC, 950, 990, 995 • Series Super 55, 550
280 pgs/Trim Size 8.125 x 10.875

Part No. **IMO-201**



Also Includes Some Minneapolis-Moline Models Series 1750, 1800, 1850, 1900, 1950, 1950-T • Series 1550, 1555, 1600, 1650, 1655 • Series 1755, 1855, 1955 • Oliver Model

2255 • Minneapolis-Moline Models G-550,

G-750, G-850, G-940, G-955, G-1355
440 pgs/Trim Size 8.125 x 10.875


Part No..... **IMO-202**

TRACTOR PARTS AND ACCESSORIES

White



Models 2-70, 2-85, 2-105, 2-150 • Models 2-135, 2-155 • Models 2-30, 2-35 • Models 2-45, 2-62 • Models 2-55, 2-65, 2-75
288 pgs/Trim Size 8.125 x 10.875



Yanmar

Models YM135, YM135D, YM155, YM155D, YM195, YM195D, YM240, YM240D, YM330, YM330D
64 pgs/Trim Size 8.125 x 10.875

Part No. IMW-201

Part No. IMYM-1



Intertec's I&T Shop Service Volume Set

Created with the shop in mind and as a complete reference set for libraries, this set includes all of Intertec's I&T Shop Service manuals and collections currently in print. Two counter racks or four binders are included with each purchase (please specify).


VALUED at over \$1800

* Part No. MSSOTMR (Rack) * Cat. No. MSSOTMB (Binder)



Intertec's I&T Collector's Books Explore the Evolution of Farming

Take a historical journey with these two heirloom-quality hardcover books. The evolution of farming is rediscovered throughout pages of original drawings,




Intertec's I&T Collector's Series Farm Tractors, 1916-1925

Compiled from the Cooperative Tractor Catalogs—the only complete listing for early farm equip-

ment—Farm Tractors, 1916-1925 traces the development of farm tractors from their debut into mechanized farming. This beautifully printed hardcover edition explores the evolution of tractors from individual custom-made machines into the most integral farming tool of the century. Hundreds of original drawings, rare photographs, ad reproductions and detailed specifications provide a wealth of information about this era.

560 pgs/Trim Size 8.375 x 11

* Part No. IT-102



Intertec's I&T Collector's Series Farm Tractors, 1926-1956

Journey back through the development of the farm tractor with Farm Tractors, 1926-1956. Covering the golden years of farm tractor evolution, this hardcover historical collection of tractor information details the period of 1926 to 1956. Each chapter covers one year and often contains a summary of events and specific manufacturer information significant to that year.

560 pgs/Trim Size 8.375 x 11

* Part No. IT-101

Spinner Rack

16 Pocket spinner rack, 62 3/4" (H)
Includes 5 free manuals w-rack purchase

* Part No. MSR



TRACTOR
Accessories

* Non Stock - Call for price and availability

TRACTOR PARTS AND ACCESSORIES

Tractor Seats

Part No.	Color
BR1050ST	Yellow
BR1040ST	Black
BR1060ST	Black

Tilt adjusting base and slide track



Part No.	Color	Description
BR10250ST	Black	Slidetrack and folding back



Part No.	Color	Description
BR1521S	Black	w/slide track
BR1521SA	Black	w/slide track - folding arm rests



BR1521S

BR1521SA

Part No.	Color	Description
PC101	Red & White	Medium Size Pan Seat
PC103	Red & White	Large Size Pan Seat
PC107	Black & White	Large Size Pan Seat



Part No.	Color	Description
BR1054	Black	universal flip type with slide track



TRACTOR PARTS AND ACCESSORIES

Buggy Top Sun Shades Agricultural, Construction and Commercial

The 48-inch Buggy Top Sun Shade is available in both 3 or 5 bow configurations. The universal design features easy installation on tractors with McGregor or Snowco mounting brackets.

- * Mounting bracket design allows Snowco Sun Shade to fit over most tractor rollover protection systems.
- * 180 degree forward or backward rotation for operator comfort.
- * Yellow dichromate zinc plated steel provides a corrosion resistant, durable finish.
- * Covers are available in a combination of primary colors.



Axle Bracket



Fender Mount Kit



Part No.	Description	unit wt.
JBT-3	3 Bow 48" wide Buggy top with white cover / less mounting bracket	18.0
JBT-5	5 Bow 48" wide Buggy top with white cover / less mounting bracket	23.0
BRACKETS		
BTB-2	Mounting Brackets Axle Bracket	18.0
BTB-4	Mounting Brackets Fender Mounting Bracket	11.0



Rops Tractor Umbrellas

The Best Protection Under the Sun.

Snowco Umbrellas provide sun protection for just about any type of equipment. They are built to withstand strong winds and feature easy installation and swivel operation.

- * Yellow dichromate zinc plated tubular steel frame provides a corrosion resistant, durable finish.
- * Lock pin umbrella connection hold umbrella in place securely, detaches quickly when not desired



ROPS Adjustable Bracket



Part No.	Description	unit wt.
RU50-B	Blue Umbrella with canvas cover and bracket	15
RU50-G	Green Umbrella with canvas cover and bracket	15
RU50O	Orange Umbrella with canvas cover and bracket	15
RU50-R	Red Umbrella with canvas cover and bracket	15
RU50W	White Umbrella with canvas cover and bracket	15
RU50Y	Yellow Umbrella with canvas cover and bracket	15



Yellow shown above



TRACTOR UMBRELLAS AND UNIVERSAL MOUNTING BRACKET

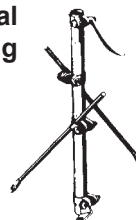
Designed for wide adjustability and simple installation to fit most agricultural, construction and lawn and grounds care equipment.

Simple Installation, Adjustability, and Operation

Preassembled components - Designed for fast, easy installation and removal.

- * Spring Steel Bows - Easy open/close design withstands strong winds.
- * Ball Swivel - Fast, dependable personal umbrella adjustment.
- * Universal Bracket - Provides easy and flexible installation on most farm or construction equipment.
- * Mounting Bracket - Uses the hitch point of any lawn tractor for rigid installation..

Universal Mounting Bracket

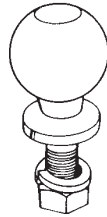


Part No.	Description	Unit wt.
TU56-WHITE	54" Umbrella white and mounting bracket	20.0
TU05-412	Canvas only	2.0
TU05-200	Universal Mounting Bracket	4.0

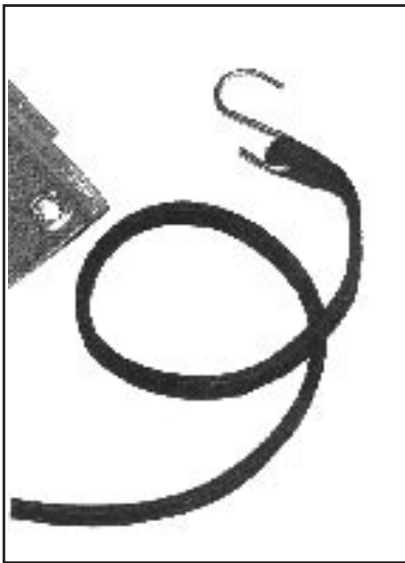
TRACTOR Accessories

TRACTOR PARTS AND ACCESSORIES

Part No.	Class	Size
E2201Z	Class 1	1-7/8" X 3/4"
E2202Z	Class 2	2" X 3/4"
E2203Z	Class 3	2" X 1"
E2204Z	Class 4	2-5/16" X 1-1/4"



HITCH BALL WITH STUD



Multi-Purpose Rubber Tarp Straps

Part No.	Description	Qty.
TS10	9" EPDM Rubber Tarp Strap	10 per pack
TS15	15" EPDM Rubber Tarp Strap	10 per pack
TS21	21" EPDM Rubber Tarp Strap	10 per pack
TS31	31" EPDM Rubber Tarp Strap	10 per pack

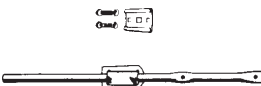
SMV ACCESSORIES & DISPLAY

Slow Moving Vehicle Accessories - Sold Each

Part No.	Description
SM1-C	Certified Emblem on Metal Back
SM1FP-C	Certified Emblem Decal Only
SM1P-C	Certified Emblem on Plastic Back
SM2-C	Metal Sign High Def. (Ready for Mounting)
SM2FP-C	SMV Decal Only High Definition
SM2P-C	Plastic Sign High Definition (Ready for mounting)



Certified Emblem

	Mounting Assembly
Part No.	Description
SM6	Pole Mount
SM5	Mounting Socket w/ nuts & bolts
SM7	Spade Mounting Assembly

TRACTOR Accessories



Dealer Display

- Sold Each

Part No. Display
SM10-C

Dealer Display		
Part No.	Description	Qty.
SM1-C	Emblem Metal Back	10
SM1FP-C	Emblem Decal Only	6
SM5	Mounting Socket w/ Nuts & Bolts	12
SM6	Pole Mount	4
SM7	Spade Mounting Assembly	6
	Display Rack	1


TRACTOR PARTS AND ACCESSORIES

Muffler Clamps - Sold Each

Part No.	Size	Type
GMC1-1/2	1-1/2"	STD
GMC1-5/8	1-5/8"	STD
GMC1-3/4	1-3/4"	STD
GMC1-7/8	1-7/8"	STD
GMC2	2"	STD
GMC2-1/8HD	2-1/8"	HD

Part No.	Size	Type
GMC2-1/4	2-1/4"	STD
GMC2-1/2	2-1/2"	STD
GMC2-3/4HD	2-3/4"	HD
GMC3-HD	3"	HD
GMC3-1/2HD	3-1/2"	HD
GMC4-HD	4"	HD

STD=Standard
HD= Heavy Duty



Weather Caps

Part No.	Type No.	Exhaust Min.	O. D. Max.
W11001	0	1"	1-3/16"
W11002	1	1-1/4"	1-7/16"
W11003	2	1-1/2"	1-11/16"
W11004	3	1-3/4"	1-15/16"
W11005	4	2"	2-3/16"
W11006	5	2-1/4"	2-7/16"
W11007	6	2-1/2"	2-11/16"
W11008	7	2-3/4"	2-15/16"

Part No.	Type No.	Exhaust Min.	O. D. Max.
W11009	8	3"	3-3/16"
W11010	9	3-1/4"	3-7/16"
W11011	10	3-1/2"	3-11/16"
W11012	11	3-3/4"	3-15/16"
W11013	12	4"	4-3/16"
W11014	13	4-1/4"	4-7/16"
W11015	14	4-1/2"	4-11/16"
W11017	16	5"	5-3/16"

All Priced Each



H SERIES

Stainless steel band & housing, plated screw with deep slotted 5/16" hex-head screw



Hose Clamps


10 pc boxes - All Priced Each

Part No.	Diameter in inches	
	Min.	Max.
HM5	1/4"	5/8"
HM8	1/4"	7/8"
H6	7/16"	25/32"
H8	1/2"	29/32"
H10	9/16"	1-1/16"
H12	11/16"	1-1/4"
H16	13/16"	1-1/2"
H20	13/16"	1-3/4"
H24	1-1/16"	2"

Part No.	Diameter in inches	
	Min.	Max.
H28	1-5/16"	2-1/4"
H32	1-9/16"	2-1/2"
H36	1-13/16"	2-3/4"
H40	2-1/16"	3"
H44	2-5/16"	3-1/4"
H48	2-9/16"	3-1/2"
H52	2-13/16"	3-3/4"
H56	3-1/16"	4"
H60	3-5/16"	4-1/4"

Part No.	Diameter in inches	
	Min.	Max.
H64	3-9/16"	4-1/2"
H68	3-13/16"	4-3/4"
H72	4-1/16"	5"
H80	4-5/8"	5-1/2"
H88	5-1/8"	6"
H96	5-9/16"	6-1/2"
H100	5-7/8"	6-3/4"
H104	6-1/8"	7"

Steering Wheel Spinners



Sealed-in ball bearings are encased in an aluminum weather proof knob that is designed with a heavy duty tall shaft. Comes 12 spinners in an attractive counter display box.

Part Number
GI-SPINNER

Note: For individual Parts add (-1) to the end of part Number
Example - GI-SPINNER-1

Vinyl Covered Steering Wheel spinners

NOW IN - OEM Colors

Black
Green
Blue
Red

Part Number	Description
WS953	qty.12 (Black)
WS955	qty.12 (Green)
WS956	qty.12 (Blue)
WS957	qty.12 (Red)

Note: For individual Parts add (-1) to the end of part Number Example - WS953-1

TRACTOR
Accessories

TRACTOR PARTS AND ACCESSORIES

Engine Heaters by



Magnetic Block Heaters



Part No.	Description
1153	200w Mag. block Heater 5 1/2' cable removable handle 115v
1160	300w Mag. block Heater 5 1/2' cable removable handle 115v


Frost Plug Heaters



Part No.	Description
30501	1.25" dia. w/ o-ring seal (750w) for most IH Tractors Replaces # 19841A91
30502	1.25" dia. w/ o-ring seal (1250w) for Case IH Tractors Replaces # 71151C91
30603	2.00" dia. w/ o-ring seal (1000w) for John Deere Tractors Replaces # AR50518

Circulating Tank Heaters

With built in Thermostats, plugs into any 110-120 volt receptacle AC or DC



Part No.	Description
12080	850w Circulating Tank Heater use on 16-22 quart liq. cooled eng.
12100	1000w Circulating Tank Heater use on 23-30 quart liq. cooled eng.
12150	1500w Circulating Tank Heater for use on 30 quart liq. cooled eng.
12200	2000w Circulating Tank Heater

Lower Radiator Hose Heater




Part No.	Description
14500	600w Hose Insert 1 1/4" I.D. Hose
14600	600w Hose Insert 1 1/2" I.D. Hose
14700	600w Hose Insert 1 3/4" I.D. Hose
14800	600w Hose Insert 2" I.D. Hose

Frost Plug Heater



Part No.	Description
11450	1 3/4" dia. for 770, 880, 990, 1200. David Brown Tractors Replaces K962704
11409	3/4" -16" threaded plug. For 2 cylinder J.D. Tractors 400w installs in bottom of head. Replaces GE360
11609	1 3/4" dia. frost plug for 1968 - up ford. 600w Replaces GE24
11610	1 1/2" dia. w/ o-ring seal for Ford Tractors for 1970 - up (600w) Replaces Part # D0NN8B152C
11614	1 5/8" dia. w/ o-ring seal for Case/ IH Tractors 600w Replaces # 106725A1
30401	(1000w) Cordset Installs in 42 mm threaded opening on right rear of engine.


Replacement Cords for Engine Heaters



Part No.	Description
28140	Lower Hose Heater Cord Replacement Cord for radiator Hose Heaters above
28201	1 ft. (3-wire cord) for oblong receptacles
28206	(1 ft. cord) Replacement Cord for heater # 30603 (J.D.# AR50411)
28216	Optional 5 ft. cord for heater #30603 replaces AR50411 (above)
GE62	5ft. (3 wire) frost plug cord for oblong recepts
28450	1 ft. (3 wire cord) for rectangular recepts. Replaces Ford# C7NN8N048A MF# 1904855M91
28451	5 ft. (2 prong) cord for rectangular recepts

TRACTOR Accessories

Wagon and Trailer Wheel Rims



**ALL RIMS
ARE
OFF-WHITE**

4 Bolt Rims used on Hubs (W12-4, Q633)

Part Number	Description	Offset	Bolt Qty	Bolt Circle and Pilot	Capacity	Weight Per Wheel
W40012	14 X 5 KB	-.375	4 Bolt	5-3.62	1250 lbs	17.0 lbs.
W51812	15 X 4.5 KB	-.375	4 Bolt	5-3.62	1250 lbs	18.0 lbs.
W40012-10	10 OR MORE RIMS					
W51812-10	10 OR MORE RIMS					

5 Bolt Rims used on Hubs (Q736, W25-5, Q719)

Number	Description	Offset	Bolt Qty	Bolt Circle and Pilot	Capacity	Weight Part Per Wheel
W52220	15 X 6 LB	-.250	5 Bolt	5.5-4	2200 lbs	25.5 lbs
W52220-10	10 OR MORE RIMS					

6 Bolt Rims used on Hubs (W20-6, W25-6, Q709, W30-6, W35-6, Q888, Q783, Q803)

Number	Description	Offset	Bolt Qty	Bolt Circle and Pilot	Capacity	Weight Part Per Wheel
W50133	15 X 6 LB	+1.125	6 Bolt	6-4.62	3300lbs	25.5 lbs
W50334	15 X 8 LB	+1.125	6 Bolt	6-4.62	3800 lbs	28.5 lbs
W50534	15 X 10 LB	+1.125	6 Bolt	6-4.62	3800 lbs	32.5 lbs
W50133-10	10 OR MORE RIMS					
W50334-10	10 OR MORE RIMS					
W50534-10	10 OR MORE RIMS					