

ALL-NEW MAZDA CX-60



PRICE AND SPECIFICATION GUIDE



WELCOME...

Introducing the Mazda CX-60, our all-new luxury SUV.

Designed using our award winning Kodo: Soul of Motion design philosophy, the striking good looks combined with an exquisitely crafted interior, driver centric cabin, and Mazda's renowned driving feel, makes for a truly opulent experience.

The Mazda CX-60 is available with a choice of powertrains featuring the latest in Mazda technology. Our first Plug-in Hybrid Electric Vehicle (PHEV) displays outstanding performance and environmental credentials with fuel consumption of 188.3mpg and CO₂ emissions of only 33g/km.

Also available is the latest in e-Skyactiv Diesel Technology. Available with a choice of 200ps rear-wheel drive and 254ps Mazda i-Activ all-wheel drive, our all-new diesel engine features highly innovative advanced combustion technology, making one it of the cleanest diesel engines in the world.

One thing is for sure, you will be captivated at first sight.

Style to match your personality

The Mazda CX-60 is available in 3 unique styles to match your individual taste. We have the Exclusive-Line offering luxury in it's purest form with sumptuous Black leather seats and the latest in infotainment options.

The Homura offers a sportier edge with striking black exterior detailing, whilst the Takumi offers you the very best of Japanese luxury with an interior designed with woven fabric and White Maple wood detailing, which compliments the White Nappa leather seats.

Safety

And when it comes to safety, the Mazda CX-60 has been awarded the maximum five-star rating by Euro NCAP. The Mazda CX-60 was applauded for its performance in all scenarios including all four Euro NCAP test categories - Adult Occupant, Child Occupant, Vulnerable Road User (pedestrian safety) and Safety Assist.





This Price & Specification Guide has been designed to enable you to discover more about the Mazda CX-60. Inside you'll find information on its key features, what they do, as well as technical information.

So what are you waiting for...



THE LATEST IN TECHNOLOGY & CONVENIENCE

MAZDA CONNECT

The latest in-car infotainment

Mazda Connect allows for seamless connectivity between you and your Mazda. Information is displayed on a clear central 12.3" screen which is perfectly positioned at eye level.

Access vehicle information and settings, entertainment options including Radio, connect your smartphone via Bluetooth® to make and receive calls, access your phonebook and access the European wide Navigation system which comes with 5-years free map updates.



WIRELESS APPLE CARPLAY® & ANDROID AUTO™

Smarter, safer way to use your smartphone

With wireless Apple CarPlay®, get easy access to Apple Music, Maps, Messages and make phone calls with Siri through the car's Multimedia Commander and touch-screen.

Wireless Android Auto™ also allows you to access your favourite music and messaging apps, Google Maps and Google Play Music. Google Assistant voice control helps you send and receive messages, make calls, get directions and plan your day while you keep your eyes safely on the road.

THE LATEST IN TECHNOLOGY & CONVENIENCE

MAZDA MI-DRIVE Intelligent Drive Select System

Mi-DRIVE is a system that switches driving modes depending on the road and vehicle conditions. Featured on all grades, Sport mode enhances vehicle responsiveness when the accelerator pedal is pressed.

AWD models gain Off-Road mode, which prevents the driven wheels from spinning during off-road driving, improving the running performance. Towing mode optimises driving performance due to increased weight when towing a trailer, refining vehicle stability. PHEV models also benefit from EV mode which allows you to drive the vehicle utilising the electrical motor, cutting down on fuel usage and emissions.



MYMAZDA APP CONNECTIVITY Controls at your fingertips

The Mazda CX-60 can share vehicle information with the MyMazda app via Connected Services. This provides a number of features which enhances the connection between you and your Mazda.

In addition, the Mazda CX-60 has the ability to not only monitor and control your charging, but also has the ability to heat or cool the cabin prior to your departure, as well as control the front and rear defrost function on those frosty mornings.

Further information on these features and more can be found at www.mazda.co.uk/owners/connectivity/

THE LATEST IN TECHNOLOGY & CONVENIENCE

12.3" COLOUR ACTIVE DRIVING DISPLAY

Key information within your eyeline

Fitted as standard, the 12.3" colour Active Driving Display is a technology feature that projects key information directly onto the windscreen within the driver's line of sight.

Information includes vehicle speed, cruise control settings and will provide satellite navigation directions in relation to the Mazda Navigation System.



12.3" DIGITAL INSTRUMENT CLUSTER

Immerse yourself in the drive

Working in harmony with the Mi-DRIVE system, the digital instrument cluster provides individual driving displays for each driving mode. This ensures that the instrument cluster displays the most important information, which in combination with the 12.3" Active Driving Display (Head-up display) contributes to a safer driving environment, as well as helping the driver to immerse themselves more in the drive.

THE LATEST IN TECHNOLOGY & CONVENIENCE

BOSE PREMIUM SOUND SYSTEM

Made to move you

Fitted as standard to our Homura and Takumi grades, the high performance speakers make you feel like you're at the front row of your favourite concert, making you feel immersed in whatever you're listening to.

The premium sound system includes all of the latest Bose technologies such as CenterPoint, BassMatch and AudioPilot which all contribute to an immersive entertainment experience.



MULTIMEDIA COMMANDER

Easy to use, driver centric, eyes on the road

The Multimedia Commander provides simple and easy access to the Mazda Connect infotainment system. The tactile feel plays to the senses allowing for ease of use whilst on the move, and more importantly, allows you to keep your eyes on the road.

THE FLEXIBILITY TO FIT INTO YOUR LIFE

WEEKEND AWAY, PACK YOUR BAGS

Your companion for the perfect weekend away. With a luggage capacity of up to 570 litres, the Mazda CX-60's generous boot allows you to bring everything that you need.

Practicality is enhanced further with a 40:20:40 split rear seats which can accommodate those larger items.

From Homura grades, convenience is increased with a handsfree power liftgate for easy and convenient access to the boot.



ALL-NEW MAZDA CX-60 PRICING

e-SKYACTIV PHEV

	PRICE	VAT	P11D VALUE	FIRST YEAR VED & DVLA FIRST REG FEE*	ESTIMATED 'ON THE ROAD' RETAIL	CO ₂ EMISSIONS WEIGHTED COMBINED (g/km) [~]	EQUIVALENT ALL-ELECTRIC RANGE (miles) [~]	BIK TAX (%) [^]	2022/23 MONTHLY TAX LIABILITY 20%/40%	INSURANCE GROUP
Mazda CX-60 327ps AWD Exclusive-Line Auto [†]	£37,804.17	£7,560.83	£45,365	£55	£45,420	33	39.15	12%	£91/£181	38A
Mazda CX-60 327ps AWD Homura Auto [†]	£40,095.83	£8,019.17	£48,115	£55	£48,170	33	39.15	12%	£96/£192	39A
Mazda CX-60 327ps AWD Takumi Auto [†]	£41,220.83	£8,244.17	£49,465	£55	£49,520	33	39.15	12%	£99/£198	39A

e-Skyactiv PHEV - FACTORY FITTED OPTIONS	BASIC PRICE	VAT	MSRP
Comfort Pack ¹⁾ : <ul style="list-style-type: none">• 20" Silver Metallic alloy wheels• Door mirror memory• Driver Monitoring• Electrically operated driver and front passenger seat• Front seat ventilation• Heated outer rear seats• Mazda Driver Personalisation System: (excludes steering wheel function & Ingress/Egress support)	£1,166.67	£233.33	£1,400.00
Convenience Pack: <ul style="list-style-type: none">• 360° View Monitor with see through view• Qi Wireless Charging• 1500W AC socket (PHEV models only)• 150W AC socket• Door pocket illumination, centre console storage illumination and front & rear door courtesy lamps• Rear privacy glass	£833.33	£166.67	£1,000.00
Driver Assistance Pack: <ul style="list-style-type: none">• Cruising and Traffic Support• Front Cross Traffic Alert• Smart Brake Support - Rear Crossing• Smart Brake Support - Rear• i-Adaptive Cruise Control• Mazda Radar Cruise Control (features Stop & Go function)• Adaptive LED Headlights	£916.67	£183.33	£1,100.00
Panoramic sunroof ²⁾	£833.33	£166.67	£1,000

¹⁾Optional on Exclusive-Line models only.

²⁾Optional on Homura or Takumi models only.

*First year rate Vehicle Excise Duty as of 1 April 2022, includes £55 DVLA first registration fee. [†]If any vehicle has a list price of over £40,000 (including VAT, paint, and factory fitted options) at first registration, the customer will have to pay an additional VED charge (currently £355) for five years after the end of the first registration (in addition to the standard VED charge per year, currently £165 for petrol and diesel vehicles or £155 for an alternative fuel vehicle). [^]BIK effective from 6 April 2022.

[~]These figures were obtained using a combination of battery power and fuel. The Mazda CX-60 is a plug-in hybrid vehicle requiring mains electricity for charging. ~Figures shown are for comparability purposes; only compare fuel consumption and CO₂ figures with other cars tested to the same technical procedures. These figures may not reflect real life driving results, which will depend upon a number of factors including the accessories fitted (post-registration), variations in weather, driving styles and vehicle load. All figures quoted are derived from the latest WLTP test cycle.

Pricing and specification are subject to change. Please speak with your local dealer for latest pricing information.

ALL-NEW MAZDA CX-60 PRICING

e-SKYACTIV D MHEV

	PRICE	VAT	P11D VALUE	FIRST YEAR VED & DVLA FIRST REG FEE*	ESTIMATED 'ON THE ROAD' RETAIL	CO ₂ EMISSIONS COMBINED (g/km) ^{†~}	BIK TAX (%) [^]	2022/23 MONTHLY TAX LIABILITY 20%/40%	INSURANCE GROUP
Mazda CX-60 200ps RWD Exclusive-Line Auto [†]	£35,620.83	£7,124.17	£42,745	£245	£42,990	129	30%	£214/£427	TBC
Mazda CX-60 254ps AWD Exclusive-Line Auto [†]	£37,787.50	£7,557.50	£45,345	£285	£45,630	137	32%	£242/£484	TBC
Mazda CX-60 254ps AWD Homura Auto [†]	£40,079.17	£8,015.83	£48,095	£285	£48,380	138	32%	£257/£513	TBC
Mazda CX-60 254ps AWD Takumi Auto [†]	£42,037.50	£8,407.50	£50,445	£285	£50,730	139	32%	£269/£538	TBC

e-Skyactiv D MHEV - FACTORY FITTED OPTIONS	BASIC PRICE	VAT	MSRP
Comfort Pack¹⁾: <ul style="list-style-type: none"> • 20" Silver Metallic alloy wheels • Door mirror memory • Driver Monitoring • Electrically operated driver and front passenger seat • Front seat ventilation • Heated outer rear seats • Mazda Driver Personalisation System: (excludes steering wheel function & Ingress/Egress support) 	£1,166.67	£233.33	£1,400.00
Convenience & Driver Assistance Pack²⁾: <ul style="list-style-type: none"> • 360° Monitor with see through view • Qi Wireless Charging • 150W AC socket • Door pocket illumination, centre console storage illumination and front & rear door courtesy lamps • Rear privacy glass • Cruising and Traffic Support • Front Cross Traffic Alert • Smart Brake Support - Rear Crossing • Smart Brake Support - Rear • i-Adaptive Cruise Control • Mazda Radar Cruise Control (features Stop & Go function) • Adaptive LED Headlights 	£1,583.33	£316.67	£1,900.00
Panoramic sunroof³⁾:	£833.33	£166.67	£1,000

¹⁾ Optional on Exclusive-Line models only.

²⁾ Convenience & Driver Assistance Pack is only available in conjunction with Comfort Pack on Exclusive-Line models.

³⁾ Optional on Homura models only.

*First year rate Vehicle Excise Duty as of 1 April 2022, includes £55 DVLA first registration fee. [†]If any vehicle has a list price of over £40,000 (including VAT, paint, and factory fitted options) at first registration, the customer will have to pay an additional VED charge (currently £355) for five years after the end of the first registration (in addition to the standard VED charge per year, currently £165 for petrol and diesel vehicles or £155 for an alternative fuel vehicle). [^]BIK effective from 6 April 2022.

[~]These figures were obtained using a combination of battery power and fuel. ~Figures shown are for comparability purposes; only compare fuel consumption and CO₂ figures with other cars tested to the same technical procedures. These figures may not reflect real life driving results, which will depend upon a number of factors including the accessories fitted (post-registration), variations in weather, driving styles and vehicle load. All figures quoted are derived from the latest WLTP test cycle.

Pricing and specification are subject to change. Please speak with your local dealer for latest pricing information.

ALL-NEW MAZDA CX-60 GRADE HIGHLIGHTS

EXCLUSIVE-LINE from £42,990

STANDARD FEATURES:

EXTERIOR

- 18" Grey Metallic alloy wheels
- Electrically-adjustable, heated, auto power-folding door mirrors
- Front and rear Parking Sensors
- Front grille in Gloss black (bar type) with Chrome finish Signature Wing
- Front rain-sensing wipers
- LED headlights with auto levelling
- Coming home/leaving home lights
- Dusk-sensing headlights
- LED daytime running lights
- High Beam Control
- Power liftgate
- Reversing camera

INTERIOR

- Black leather seat trim[^]
- Colour 12.3" TFT instrument cluster display (provides speed, traffic signs and cruise control information)
- Electronic Parking Brake with auto-hold and auto-disengage function
- Frameless auto-dimming rear-view mirror
- Heated front seats
- Heated leather-wrapped steering wheel

INFOTAINMENT

- AM / FM / DAB radio, with 8 speakers and USB-C inputs
- Connected Services*
- Integrated Bluetooth®
- Mazda Connect multimedia system with 12.3" Colour centre display and Multimedia Commander
- Mazda Navigation System with European mapping and 5-years free map updates
- Wireless Apple CarPlay® & Android Auto™

COMFORT AND CONVENIENCE

- Cruise Control with Adjustable Speed Limiter
- Dual-zone climate control air-conditioning with rear air-vents
- Windscreen Projected colour Active Driving Display (Head-up Display)

SAFETY AND SECURITY

- Blind Spot Monitoring with Rear Cross Traffic Alert
- Driver Attention Alert
- e-Call with GPS
- Intelligent Speed Assist
- Lane-keep Assist System with Lane Departure Warning System
- Smart Brake Support - Front with Turn-Across Traffic
- Smart keyless entry
- Traffic Sign Recognition



Model shown: Mazda CX-60 327ps AWD Exclusive-Line Auto in Platinum Quartz.

*Connected Services is a subscription service and requires a compatible mobile device to download and sign-up to the MyMazda App. A 3-year complimentary period is included and commences from the date of first registration of the vehicle. Please contact your dealer or visit www.mazda.co.uk/my-mazda for further information.

[^]Leather refers to centre seat facing and side supports.

Pricing and specification are subject to change. Please speak with your local dealer for latest pricing information.

ALL-NEW MAZDA CX-60 GRADE HIGHLIGHTS

HOMURA from £48,170

IN ADDITION TO EXCLUSIVE-LINE, HOMURA ADDS:

EXTERIOR

- 20" Black Metallic alloy wheels
- Body coloured wheel arch moulding
- Front grille in Gloss black (honeycomb type) with Dark plated finish Signature Wing
- Gloss black wing mirrors
- Hands-free power liftgate

INTERIOR

- Ambient lighting
- Driver seat electric tilt, slide, recline, height and lumbar adjustment
- Passenger seat electric slide, recline, height and lumbar adjustment
- Electric steering wheel adjustment
- Front seat ventilation
- Heated outer rear seats
- Ingress/ Egress support & automatic driver position guide
- Mazda Driver Personalisation System

INFOTAINMENT

- 12 Bose speaker surround-sound system featuring Bose Centerpoint signal processing and AudioPilot 2 noise compensations technology

SAFETY AND SECURITY

- Driver Monitoring



Model shown: Mazda CX-60 327ps AWD Homura Auto in Soul Red Crystal.

TAKUMI from £49,520

IN ADDITION TO HOMURA, TAKUMI ADDS:

EXTERIOR

- 20" Black Metallic Machined alloy wheels
- Body coloured wing mirrors
- Front grille in Gloss black (bar type) with Chrome finish Signature Wing
- Side window chrome surround
- Panoramic Sunroof (standard on Diesel, optional on PHEV)

INTERIOR

- White Maple wood interior accents
- White Nappa leather seat trim^



Model shown: Mazda CX-60 327ps AWD Takumi Auto in Rhodium White.

^ Leather refers to centre seat facing and side supports.

Pricing and specification are subject to change. Please speak with your local dealer for latest pricing information.

OPTION PACKS

PHEV - COMFORT PACK - £1,400

OPTIONAL ON EXCLUSIVE-LINE

- 20" Silver Metallic alloy wheels
- Door mirror memory
- Driver Monitoring
- Electrically operated driver and front passenger seat
- Front seat ventilation
- Heated outer rear seats
- Mazda Driver Personalisation System: (excludes steering wheel function & Ingress/Egress support)

PHEV - CONVENIENCE PACK - £1,000

OPTIONAL ON EXCLUSIVE-LINE, HOMURA & TAKUMI

- 360° View Monitor with see through view
- Qi Wireless Charging
- 1500W AC socket (PHEV models only)
- 150W AC socket
- Door pocket illumination, centre console storage illumination and front & rear door courtesy lamps
- Rear privacy glass

PHEV - DRIVER ASSISTANCE PACK - £1,100

OPTIONAL ON EXCLUSIVE-LINE, HOMURA & TAKUMI

- Cruising and Traffic Support
- Front Cross Traffic Alert
- Smart Brake Support - Rear Crossing
- Smart Brake Support - Rear
- i-Adaptive Cruise Control
- Mazda Radar Cruise Control (features Stop & Go function)
- Adaptive LED Headlights

PHEV - PANORAMIC SUNROOF - £1,000

OPTIONAL ON HOMURA & TAKUMI*

DIESEL - COMFORT PACK - £1,400

OPTIONAL ON EXCLUSIVE-LINE

- 20" Silver Metallic alloy wheels
- Door mirror memory
- Driver Monitoring
- Electrically operated driver and front passenger seat
- Front seat ventilation
- Heated outer rear seats
- Mazda Driver Personalisation System: (excludes steering wheel function & Ingress/Egress support)

DIESEL - CONVENIENCE & DRIVER ASSISTANCE PACK^ - £1,900

OPTIONAL ON EXCLUSIVE-LINE, HOMURA & TAKUMI

- 360° View Monitor with see through view
- Qi Wireless Charging
- 150W AC socket
- Door pocket illumination, centre console storage illumination and front & rear door courtesy lamps
- Rear privacy glass
- Cruising and Traffic Support
- Front Cross Traffic Alert
- Smart Brake Support - Rear Crossing
- Smart Brake Support - Rear
- i-Adaptive Cruise Control
- Mazda Radar Cruise Control (features Stop & Go function)
- Adaptive LED Headlights

DIESEL - PANORAMIC SUNROOF - £1,000

OPTIONAL ON HOMURA*

^ Convenience & Driver Assistance Pack (Diesel models) is only available in conjunction with Comfort Pack on Exclusive Line models.

* Panoramic Sunroof is standard on e-Skyactiv D MHEV Takumi models only.

ALL-NEW MAZDA CX-60 INTERIOR TRIMS AND COLOURATION



BLACK LEATHER SEAT TRIM WITH TITANIUM STITCHING, FEATURING BLACK DASHBOARD TRIM WITH TITANIUM COLOURED ACCENTS
(Standard on Exclusive-Line and Homura)



WHITE NAPPA LEATHER SEAT TRIM FEATURING WHITE DASHBOARD TRIM WITH 'KAKENUJI' STITCHING AND GENUINE MAPLE WOOD ACCENTS
(Standard on Takumi)



^ Leather refers to centre seat facing and side supports.

ALL-NEW MAZDA CX-60 PAINT FINISH OPTIONS



ARCTIC WHITE



PLATINUM QUARTZ



SONIC SILVER



DEEP CRYSTAL BLUE



JET BLACK



RHODIUM WHITE



MACHINE GREY



SOUL RED CRYSTAL

OPTIONS	BASIC PRICE	VAT	MSRP
Arctic White	£0	£0	£0
Deep Crystal Blue / Jet Black / Platinum Quartz / Sonic Silver	£541.67	£108.33	£650.00
Machine Grey / Rhodium White	£625.00	£125.00	£750.00
Soul Red Crystal	£750.00	£150.00	£900.00

Mazda Motors UK reserves the right to introduce changes in pricing, specification and equipment due to its ongoing product development. Colour and trim samples shown in this digital brochure may vary from the actual colours because of the variations of resolutions and colours found in various screen displays, and if printed, limitations within the printing process. Models shown may not be to UK specification. It is recommended that you consult your Mazda dealer when referring to these.

MAZDA CX-60 ALLOY WHEELS



18" GREY ALLOY WHEELS
Standard on Exclusive-Line



20" SILVER METALLIC ALLOY WHEELS
Part of optional Comfort Pack available on Exclusive-Line.



20" BLACK METALLIC ALLOY WHEELS
Standard on Homura



20" BLACK METALLIC MACHINED ALLOY WHEELS
Standard on Takumi

ALL-NEW MAZDA CX-60 SPECIFICATIONS

Exterior

		EXCLUSIVE-LINE	HOMURA	TAKUMI
B-Pillar and C-Pillar garnish	Gloss Black	•	•	•
Door mirrors:	Body coloured	•	-	•
	Gloss Black	-	•	-
	Electrically-adjustable, heated auto power-folding door mirrors	•	•	•
	With auto-dimming (Drivers mirror only)	•	•	•
	With memory	O	•	•
Front Grille:	Piano black bar	•	-	•
	Piano black honeycomb	-	•	-
Front Signature Wing:	Chrome	•	-	•
	Dark plating	-	•	-
Front wing - side garnish:	Chrome	•	-	•
	Dark plating	-	•	-
Headlights:	Adaptive LED Headlights (ALH): Features 4 modes: - Glare-free High Beam - Highway mode - Marking light - Wide-range Low Beam	O	O	O
	Coming home / leaving home lights	•	•	•
	Dusk-sensing headlights	•	•	•
	Headlight washers	•	•	•
	High Beam Control (HBC) - detects oncoming and preceding vehicles and automatically switches between high and low beams during night driving, making it easier for the driver to recognise hazards	•	•	•
	LED, with auto headlight levelling	•	•	•
	Signature LED daytime running lights	•	•	•
Kodo turn signal:	Distinctive light signature that starts at full power and then fades in sequential pulses	•	•	•
Parking sensors (audible and visual warning)	Front and Rear	•	•	•
Parking aids:	Reversing camera with static guide lines	•	•	•
	360° View Monitor (front, rear and side cameras) with see through view and dynamic guide lines	O	O	O
Power liftgate:		•	-	-
Hands-free power liftgate:		-	•	•
Privacy glass:	Rear side and rear windows	O	O	O
Rear lights:	Signature LED rear combination lights	•	•	•
Sunroof:	Electric panoramic sunroof	-	O	O^
Wheel arch and side mouldings:	Material Black	•	-	-
	Body coloured	-	•	•
Wheels & tyres:	18" Grey Metallic Alloys with 235/60 R18 tyres	•	-	-
	20" Silver Metallic Alloys with 235/50 R20 tyres	O	-	-
	20" Black Metallic Alloys with 235/50 R20 tyres	-	•	-
	20" Black Metallic Machined Alloys with 235/50 R20 tyres	-	-	•
Wipers:	Front, rain-sensing with adjustable sensitivity and speed	•	•	•
	Front Wiper De-icer - Hot wires located along the drivers side A-pillar and the wiper finishing positions	•	•	•
	Low washer fluid warning lamp	•	•	•

• = Standard equipment, O = Optional as part of a pack, - = Not available.

^Panoramic sunroof standard on Takumi Diesel models

Interior

		EXCLUSIVE-LINE	HOMURA	TAKUMI
Chrome interior trim accents: Steering wheel centre bezel, surround of start / stop button and glove box handle		•	•	•
Centre Console Panel	Mesh Metal film	•	•	-
	White Maple Wood	-	-	•
Door panel trim:	Vinyl leather with Mesh Metal film inlay	•	•	-
	Woven fabric with White Maple wood inlay	-	-	•
Dashboard panel:	Vinyl leather	•	•	-
	Woven fabric with detailed stitching	-	-	•
Decoration panel:	Silver	•	•	-
	Bright	-	-	•
Electronic Parking Brake with auto-hold and auto-disengage function		•	•	•
Electrical power outlets:	12V outlet (x1 front, x1 boot)	•	•	•
	150W AC socket	O	O	O
	1500W AC socket (PHEV models only)	O	O	O
Gear shift:	Leather-wrapped	•	•	•
Grab handles:	Driver, front passenger and two rear, with coat hooks	•	•	•
Instrument cluster:	Trip computer	•	•	•
	Colour 12.3-inch TFT display (provides speed, traffic signs and cruise control information)	•	•	•
Interior mirror:	Frameless auto-dimming rear-view mirror	•	•	•
Interior trim:	Black leather seat trim^	•	•	-
	White Nappa leather seat trim^	-	-	•
Seats (Front):	Driver seat manual tilt, slide, recline and height adjustment	•	-	-
	Driver seat electric tilt, slide, recline, height and lumbar adjustment	O	•	•
	Mazda Driver Personalisation System: (excludes steering wheel function)	O	-	-
	Mazda Driver Personalisation System: (seat / head up display / wing mirrors / steering wheel)	-	•	•
	Ingress/ Egress support & automatic driver position guide	-	•	•
	Passenger seat manual slide, recline and height adjustment	•	-	-
	Passenger seat electric slide, recline, height and lumbar adjustment	O	•	•
	Heated with 3-stage setting	•	•	•
	Ventilation with 3-stage setting	O	•	•
Seats (Rear):	40:20:40 split fold down rear seats	•	•	•
	Heated outer rear seats with 3-stage setting	O	•	•
	Folding centre armrest equipped with two cup holders	•	•	•
	Reclining	•	•	•
	Remote fold down rear seats	•	•	•
	Three height-adjustable head restraints	•	•	•
Steering wheel:	Leather-wrapped with dark stitching	•	•	-
	Leather-wrapped dual-tone with white stitching	-	-	•
	Manual telescopic and tilt adjustment	•	-	-
	Electric telescopic and tilt adjustment	-	•	•
	Heated	•	•	•
	Paddle shift	•	•	•
Storage spaces:	Cargo net	•	•	•
	Door pockets (driver, front passenger and two rear)	•	•	•
	Front centre storage with two cupholders	•	•	•
	Glovebox with interior illumination	•	•	•
	Roof mounted sunglasses holder	•	•	•
	Seatback pocket (located on rear of front driver and passenger seats)	•	•	•

• = Standard equipment, O = Optional as part of a pack, - = Not available.

Please visit mazda.co.uk for more information.

^ Leather refers to centre seat facing and side supports.

Pricing and specification subject to change prior to launch.

Infotainment

		EXCLUSIVE-LINE	HOMURA	TAKUMI
Integrated Bluetooth®:	Allows audio transfer from Bluetooth® devices, hands-free calling and easy access to phone contacts via steering wheel controls or Multimedia Commander	•	•	•
Mazda Connect (Multimedia System):	AM / FM / DAB radio, with 8 speakers	•	-	-
	AM / FM / DAB radio featuring 12-Speaker Bose surround sound system, with Bose CenterPoint, BassMatch and AudioPilot technology	-	•	•
	12.3-inch TFT Colour centre display	•	•	•
	Steering wheel-mounted audio and Bluetooth® controls	•	•	•
	USB-C inputs (x2 front, x2 rear)	•	•	•
Mazda Connected Services ¹⁾ :	Connected Services - Accessed via the MyMazda App which provides you with information about your vehicle, you can also access many other features like remote controls, vehicle finder and send a destination to your car	•	•	•
Mazda Navigation System:	European mapping with alternative route calculations, point of interest search and 5-years free map updates	•	•	•
Multimedia Commander:	Located between the driver and front passenger, the Multimedia Commander allows easy control of the advanced connectivity and infotainment system, with information displayed on the 12.3" colour centre screen, includes a separate volume control dial	•	•	•
Qi Wireless Charging		O	O	O
Wireless Apple CarPlay® & Android Auto™:	In-car assistant systems that let you access certain features of your phone through Mazda Connect. Touch-screen functionality when vehicle is stationary	•	•	•

Comfort and Convenience

		EXCLUSIVE-LINE	HOMURA	TAKUMI
Air-conditioning:	Dual-zone climate control air-conditioning	•	•	•
Cruise Control with Adjustable Speed Limiter		•	•	•
i-Adaptive Cruise Control		O	O	O
Mazda Radar Cruise Control (MRCC) (Features Stop & Go function)		O	O	O
Cruising and Traffic Support (CTS):	Where conditions allow, assists driver with accelerator, brake and steering functions when following a vehicle ahead in heavy traffic, helping to reduce driver fatigue	O	O	O
Electric windows:	Front & rear with one-touch auto down / up	•	•	•
Head-up Display:	Windscreen Projected colour Active Driving Display (Head-up Display) Projects full-colour information directly onto the windscreen within the driver's line of sight, including navigation, speed and vehicle status	•	•	•
Interior Lighting:	Front & rear with LED illumination	•	•	•
	Top-down centre console illumination with front & rear footwell lighting	•	•	•
	Door pocket illumination, centre console storage illumination and front & rear door courtesy lamps	O	O	O
	Ambient lighting	-	•	•
Kinematic Posture Control:	Applies a very small amount of brake force to the inner wheel during cornering, the resulting brake force pulls the body down, suppressing body roll to improve cornering	•	•	•
Luggage compartment:	LED illumination	•	•	•
Mi-Drive:	Normal mode	•	•	•
	Sport mode	•	•	•
	Off-road mode (AWD models only)	•	•	•
	Towing mode (AWD models only)	•	•	•
	EV Mode (PHEV models only)	•	•	•
Power Start / Stop button:		•	•	•
Sun visors:	Driver's and front passenger's with covered vanity mirror and driver's ticket holder	•	•	•

• = Standard equipment, O = Optional as part of a pack, - = Not available.

Please visit mazda.co.uk for more information.

¹⁾ Connected Services is a subscription service and requires a compatible mobile device to download and sign-up to the MyMazda App. A 3-year complimentary period is included and commences from the date of first registration of the vehicle. Please contact your dealer or visit www.mazda.co.uk/my-mazda for further information.

Pricing and specification subject to change prior to launch.

Safety and Security

		EXCLUSIVE-LINE	HOMURA	TAKUMI
Airbags:	Front dual stage driver and single stage front passenger	•	•	•
	Front and rear side airbags	•	•	•
	Front and rear curtain airbags	•	•	•
	Front central airbag	•	•	•
	Front driver knee airbag	•	•	•
	Passenger airbag deactivation system (auto switch)	•	•	•
Anti-lock braking system (ABS)		•	•	•
Blind Spot Monitoring (BSM):	with Rear Cross Traffic Alert (RCTA)	•	•	•
	with Blind Spot Assist	•	•	•
	with vehicle exit warning function	•	•	•
Driver Attention Alert (DAA):	The system monitors driver inputs and the vehicle's movements to sense the early stages of driver fatigue.	•	•	•
Driver Monitoring (DM):	A camera within the centre display screen monitors the driver's facial movements to detect driver fatigue, encouraging the driver to take a rest where needed.	O	•	•
Dynamic Stability Control (DSC)		•	•	•
e-Call with GPS:	In the case of an accident, either provides a manual or automated message to the emergency services, which includes the vehicle's location. (European locations only)	•	•	•
Emergency Stop Signalling system (ESS)		•	•	•
Emergency tyre repair kit		•	•	•
Emergency Lane- Keeping with Blind Spot Assist:	Assists steering operation when changing lanes despite the risk of a potential collision. It detects vehicles approaching from the rear or side of the vehicle when the CX-60 is travelling at approximately 37mph or above. Alongside Blind Spot Monitoring alerts, it helps the driver avoid potential collisions and mitigates damage in the event of a collision.	•	•	•
Front Cross Traffic Alert (FCTA):	When pulling out of junctions, the system checks for approaching vehicles in your blind spots either side or the front of your vehicle. When an oncoming vehicle is detected, it sounds a warning	O	O	O
Hill Descent Control (AWD models only):	When setting off on an incline, helps prevent the car from rolling backwards when the driver moves their foot from the brake to the accelerator pedal	•	•	•
Hill Launch Assist (HLA):	Hill Descent Control supports safe downhill driving on steep slopes with slippery, rough road surfaces such as off-road terrain or snow-covered hills. It does this by automatically keeping the car at a constant speed without the driver needing to operate the brakes	•	•	•
Intelligent Speed Assist (ISA):	A driver operated speed-limiting system that works in conjunction with Traffic Sign Recognition (TSR) to help keep drivers from exceeding the speed limit unintentionally	•	•	•
ISOFIX child seat anchorage; attached to outer rear seats		•	•	•
Lane-keep Assist System (LAS) with Lane Departure Warning System (LDWS):	The system detects the line markings on the road surface and instantly warns you in case of unintentional lane departure, whilst also assisting to steer the vehicle to keep it within its lane	•	•	•
Pre-crash safety: Smart Brake Support (SBS):	Front (SBS) with Turn-Across Traffic - designed to reduce the risk of accidents by helping the driver avoid frontal collisions	•	•	•
	Rear (SBS-R) - designed to reduce the risk of accidents by helping the driver avoid rear-end collisions	O	O	O
	Rear Crossing (SBS-RC) - detects vehicles approaching from the rear left and right sides of the vehicle, and the rear of the vehicle while the vehicle is being reversed out of a parking space	O	O	O
Remote central locking with deadlocking and automatic door lock when driving		•	•	•
Smart keyless entry:	Allows opening and locking of the vehicle without removing the key from your pocket or bag	•	•	•
Seatbelt reminder audible warning:	Driver, passenger and rear seats	•	•	•
Thatcham accredited alarm and immobiliser		•	•	•
Traffic Sign Recognition (TSR)		•	•	•
Tyre Pressure Monitoring System (TPMS)		•	•	•

Electrification - e-SKYACTIV PHEV

	EXCLUSIVE-LINE	HOMURA	TAKUMI
Type 2 Mode 2 cable for AC charging via UK 3-pin plug	•	•	•
Type 2 Mode 3 cable for AC charging via home or public charge points	•	•	•

• = Standard equipment, O = Optional as part of a pack, - = Not available.

Pricing and specification subject to change prior to launch.

ALL-NEW MAZDA CX-60 TECHNICAL INFORMATION

Model availability	e-SKYACTIV PHEV 327ps AWD Automatic	e-SKYACTIV D MHEV 200ps RWD Automatic	e-SKYACTIV D MHEV 254ps AWD Automatic
Exclusive-Line	•	•	•
Homura	•	-	•
Takumi	•	-	•

Dimensions		
Overall length / width ¹⁾ / height (mm) ²⁾		4,745 / 1,890 (2,134) / 1,675 (1,680)
Wheelbase (mm)		2,870
Ground clearance between the axles (mm) - unladen 18" / 20" alloys		PHEV - 176 / 182 Diesel ³⁾ - 174 (173) / 179
Front track / Rear track (mm)		1640 / 1645
Front headroom ⁴⁾ / leg room / shoulder room (mm)		1,004 (991) / 1,058 / 1,504
Rear headroom ⁴⁾ / leg room / shoulder room (mm)		984 (960) / 990 / 1,441
Cargo volume, acc. to VDA (l):	5-seat mode to belt line including underfloor storage	570
	2-seat mode including underfloor storage	1726
Brake Type - Front / Rear		Ventilated / Ventilated
Brake Dimensions (mm) - Front / Rear		PHEV - 347 / 328 Diesel - 328 / 328
Steering		
Steering gear		Electronic Power Assist System (EPAS) rack-and-pinion



¹⁾ Vehicle width excludes mirrors. Figures in brackets includes mirrors opened.

²⁾ Figures in brackets are for vehicles fitted with 20" alloy wheels.

³⁾ Figures in brackets are for e-SKYACTIV D MHEV 254ps AWD Automatic.

⁴⁾ Figures in brackets are for vehicles fitted with panoramic sunroof.

e-SKYACTIV PHEV		2.5 e-SKYACTIV PHEV AWD	
		327ps Automatic	
Displacement (cc)		2488	
Bore x Stroke (mm)		89.0 x 100.0	
Valves per cylinder		4	
Compression ratio		13:1	
ELECTRIC MOTOR			
		e-SKYACTIV PHEV	
Battery Size		17.8kWh	
Battery Type		Lithium-ion	
Battery Weight		175.1	
On-board charger	AC 2-phase	7.2kW	
PERFORMANCE			
Maximum power output	ps (KW)	327 (241)	
	Electric Motor	129KW	
Max. torque (Nm)		500	
Acceleration (0-62 mph in seconds)		5.8	
Top speed (mph)		124	
CHARGING			
Mode2 Domestic Socket 2.4kW (20-80%)		4hr 50 mins	
Mode 3 AC Charging 7.2kW (20-80%)		1hr 30 mins	
FUEL ECONOMY AND CO ₂ EMISSIONS			
WLTP fuel consumption mpg (l/100km), weighted combined*		188.3 (1.5)	
WLTP CO ₂ emissions (g/km)	Weighted combined*	33	
Equivalent all-electric range ¹⁾		39.15 miles	
WLTP electric energy consumption (miles/kWh) (weighted combined* ¹⁾)		2.7	
EC emission level		Euro Stage6d	
Recommended fuel		Unleaded 95 RON	
Fuel tank capacity (litres)		50	
Battery Capacity		17.8kW	
WEIGHTS			
Minimum Kerb weight (kg) excl. driver (18" /20" alloy wheels)		1,981 / 1,995	
Maximum Kerb weight (kg) incl. driver (75kg) (18" / 20" alloy wheels)		2,131 / 2,146	
Permitted gross vehicle weight (kg)	Total	2,667	
Towing limit ²⁾ (kg)		2,500	
Maximum roof load (kg)		100	

* These figures were obtained using a combination of battery power and fuel. The Mazda CX-60 is a plug-in hybrid vehicle requiring mains electricity for charging.

¹⁾ Figures shown are for comparability purposes; only compare fuel consumption and CO₂ figures with other cars tested to the same technical procedures. These figures may not reflect real life driving results, which will depend upon a number of factors including the accessories fitted (post-registration), variations in weather, driving styles and vehicle load. All figures quoted are derived from the latest WLTP test cycle.

²⁾ Towing capacity is based on a 12% gradient and tested in accordance with 92/21/EEC as amended by 95/48/EC.

e-SKYACTIV D MHEV		3.3 e-SKYACTIV D MHEV RWD	3.3 e-SKYACTIV D MHEV AWD
		200ps Automatic	254ps Automatic
Displacement (cc)		3283	3283
Bore x Stroke (mm)		86.0 x 94.2	86.0 x 94.2
Number of cylinders		6	6
Compression ratio		15.2:1	15.2:1
Transmission		8-Speed Automatic	8-Speed Automatic
FUEL SAVING TECHNOLOGY			
i-stop		•	•
Mazda M Hybrid Boost - 48-volt mild hybrid		•	•
PERFORMANCE			
Maximum power output	ps (KW) / rpm	200 (147) / 3,600-4,200	254 (187) / 3,750
	Electric Motor	12.4kW	12.4kW
Max. torque (Nm)		450 / 1,400-3,000	550 / 1,500-2,400
Acceleration (0-62 mph in seconds)		8.4	7.4
Top speed (mph)		132	136
FUEL ECONOMY AND CO ₂ EMISSIONS			
WLTP fuel consumption mpg (l/100km) ¹⁾	Low	52.3 (5.4)	49.6 (5.7) - 50.4 (5.6)
	Medium	61.4 (4.6)	57.6 (4.9) - 58.9 (4.8)
	High	64.2 (4.4)	60.1 (4.7) - 61.4 (4.6)
	Extra High	50.4 (5.6)	47.9 (5.9) - 48.7 (5.8)
	Combined	56.5 (5.0)	53.3 (5.3) - 54.3 (5.2)
WLTP CO ₂ emissions (g/km)	Combined	129	139 - 137
EC emission level		Euro Stage 6	Euro Stage 6
Recommended fuel		Diesel	Diesel
Fuel tank capacity (litres)		58	58
AdBlue® - Selective Catalytic Reduction (SCR system) is designed to purify and reduce nitrogen oxide (NOx) in the exhaust gas, by injecting it with AdBlue®		•	•
AdBlue® tank capacity (litres)		13.3	13.3
WEIGHTS			
Minimum Kerb weight (kg) excl. driver (18" / 20" alloy wheels)		1,822 / 1,857	1,867 / 1,937
Maximum Kerb weight (kg) incl. driver (75kg) (18" / 20" alloy wheels)		1,921 / 1,956	1,967 / 2,025
Permitted gross vehicle weight (kg)	Total	2,500	2,516
Towing limit ²⁾ (kg):		2,500	2,500
Maximum roof load (kg)		100	100

¹⁾ Figures shown are for comparability purposes; only compare fuel consumption and CO₂ figures with other cars tested to the same technical procedures. These figures may not reflect real life driving results, which will depend upon a number of factors including the accessories fitted (post-registration), variations in weather, driving styles and vehicle load. All figures quoted are derived from the latest WLTP test cycle.

²⁾ Towing capacity is based on a 12% gradient and tested in accordance with 92/21/EEC as amended by 95/48/EC.

ELECTRIC TECHNOLOGY

e-SKYACTIV PHEV – PLUG-IN HYBRID ELECTRIC VEHICLE

In order to achieve better environmental performance without compromising on the intuitive driving you come to expect from a Mazda, we developed our first Plug-in Hybrid vehicle, the Mazda CX-60. Ideal for those drivers who want to transition into the EV lifestyle.

This e-Skyactiv Plug-in Hybrid SUV is the most powerful car Mazda has produced. It is equipped with a naturally-aspirated four-cylinder 2.5-liter engine, coupled with a 129KW electric motor and a 355V, 17.8kWh high-capacity lithium-ion battery. This combination of engine and motor delivers a total system output of 327ps and 500Nm of torque.

Mazda's first PHEV also displays outstanding environmental credentials with the ability to drive up to 39.15 miles of electric motor-powered driving, meaning that the vehicle will use no petrol and produce 0g/km of CO₂. Using a combination of both petrol and electric driving, the Mazda CX-60 provides WLTP weighted combined fuel consumption of 188.3mpg, and WLTP weighted combined CO₂ emissions of only 33g/km.

CHARGING OVERVIEW

What you need to know...

- The Mazda CX-60 is compatible with the most common charging connectors (Type2) for both at home and out-of-home charging, via AC.
- Charging cables and power sockets are completely waterproof so can be used at any time to charge your Mazda CX-60.
- The sockets lock into the car, meaning it is secure and safe to leave unattended.
- A Type 2 Mode 2 cable for AC charging via a UK 3-pin plug and a Type 2 Mode 3 cable for AC charging via home or public charge points are both included with the car.
- Maximum charge of 7.2kW taking approximately 2 hours 20 minutes to charge from 0-100%.



*Figures shown are for comparability purposes; only compare fuel consumption and CO₂ figures with other cars tested to the same technical procedures. These figures may not reflect real life driving results, which will depend upon a number of factors including the accessories fitted (post-registration), variations in weather, driving styles and vehicle load. All figures quoted are derived from the latest WLTP test cycle.

e-SKYACTIV D MHEV – MILD HYBRID ELECTRIC VEHICLE

For those who frequently drive long distances or need to regularly tow heavy loads, we have developed the latest in Diesel engine technology.

Our 3.3-litre in-line six-cylinder e-Skyactiv D diesel engine features Distribution-Controlled Partially Premixed Compression Ignition (DCPCI) Technology. This highly innovative advanced combustion technology makes the new e-Skyactiv D one of the cleanest diesel engines in the world.

Developed using our 'right sizing' concept which optimises displacement to improve both fuel and power efficiency, the all-new direct injection inline-six cylinder e-Skyactiv D is available with a choice of two power outputs: 200ps with rear-wheel drive which provides 450Nm of torque, and 254ps with Mazda i-Activ AWD (all-wheel drive) which provides 550Nm of torque.

Both Diesel powertrains feature a new 48v Mazda M Hybrid Boost system. Our innovative evolution of mild hybrid vehicle technology uses three main components to capture energy that is normally wasted during braking. It stores that energy within the 48v Lithium-ion Battery and uses it to assist the engine and power the car's electrical systems, meaning you can drive further on a tank of fuel whilst also contributing to lower CO₂ emissions and other particulates.



SKYACTIV-VEHICLE DYNAMICS: TRANSMISSIONS, CHASSIS AND DYNAMICS

TRANSMISSIONS

Mazda's new eight-speed automatic transmission is designed to offer drivers a smooth and responsive gear shift with slick steps between ratios, achieving the right balance between driver engagement, comfort, dynamic performance and environmental efficiency.

The new transmission replaces the torque converter with a clutch, so that the torque of the engine and the electric motor is transmitted directly, with a similar fast shifting feel akin to a manual transmission.



SKYACTIV-CHASSIS

Providing a lightweight chassis that delivers driving pleasure and comfort, leading to that pure 'Jinba-ittai' oneness between car and driver.

The perfectly fine tuned chassis provides our famed driving experience of agility at low and medium speeds, and stability at motorway speeds for both driving pleasure and comfort.



DYNAMICS

In order to offer a driving experience that makes it possible for drivers to control a more powerful car and enjoy an exciting driving feel, the Mazda CX-60 uses Skyactiv Multi-Solution Scalable Architecture, our new vehicle architecture technology that's compatible with a longitudinal engine and rear-wheel-drive layout.

Skyactiv Multi-Solution Scalable Architecture features numerous enhancements that improve that Jinba-Ittai driving feeling, such as rigidity that ensures drivers can feel vehicle response without lag, seats that make it even easier for everyone in the car to maintain balance while the car is moving, and suspension that stabilises vehicle posture while driving. As a result, the Mazda CX-60 makes it possible for drivers to enjoy a truly great drive.

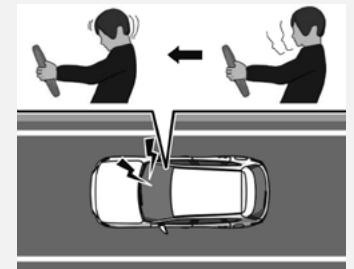


ADVANCED SAFETY TECHNOLOGY

DRIVER MONITORING

Detects sleepiness or inattention by monitoring changes in expression or movement of the driver's line of sight. A camera and infrared LED monitor the driver's condition both day and night. If the system determines that the driver has fallen asleep or is inattentive, it sounds an alert to make the driver aware while also setting up for automatic braking to help prepare for a potential incident.

(Optional as part of Comfort Pack on Exclusive-Line, standard on Homura & Takumi)



COLOUR ACTIVE DRIVING DISPLAY (HEADS-UP DISPLAY)

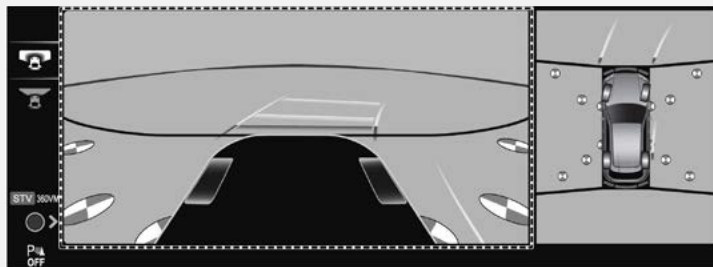
The system projects full-colour information directly onto the windscreen within the driver's line of sight. The displayed information includes Traffic Sign Recognition, Mazda navigation turn-by-turn direction's, as well as vehicle status including current speed and advanced safety equipment status.

(Standard across the range)

MAZDA DRIVER PERSONALISATION SYSTEM

The Mazda Driver Personalisation System recognises the driver using the camera inside the vehicle, and automatically restores various driver settings that have been stored. This includes a function that automatically adjusts the driver's seat, Active Driving Display, outer mirror angle and steering wheel position based on the driver's physique. The system will also move the seat and the steering wheel so that the driver can easily enter and exit the vehicle.

(Optional as part of Comfort Pack on Exclusive-Line (excludes steering wheel function & Ingress/Egress support), standard on Homura & Takumi)

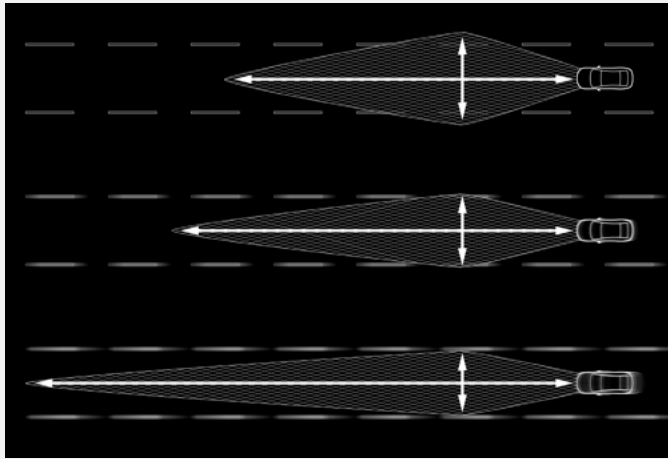


360° VIEW MONITOR WITH SEE-THROUGH VIEW

Displays a 360° image using front, side and rear cameras with guide lines to assist in checking the area at the front, rear and sides of the vehicle when driving forward, parking or stopping. See-Through View provides a display of the front or rear of the vehicle as though it was transparent.

(Optional as part of Convenience Pack on Exclusive-Line, Homura & Takumi)

ADVANCED SAFETY TECHNOLOGY



ADAPTIVE LED HEADLIGHTS

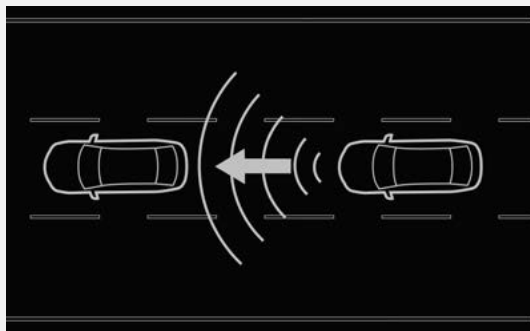
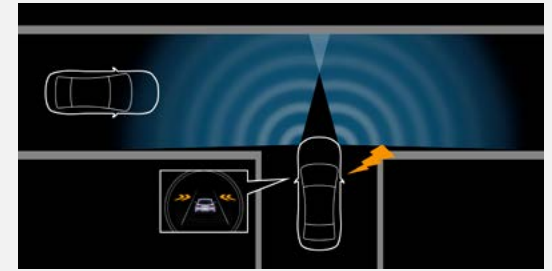
Mazda's Adaptive LED Headlights provide the ultimate in headlight technology, lighting up the road ahead as if it were daytime and allowing anybody to enjoy safe and stress-free driving at any time. The system increases visibility at night to help drivers stay vigilant by combining four technologies: Wide-range Low Beams which light up a wider area at low speeds, Marking light which brightly illuminates pedestrians that may collide with the vehicle, Highway mode which helps you see further when travelling at speed, and Glare-free High Beams which automatically dim part of the illuminated area to avoid dazzling other drivers.

(Optional on all grades as part of the Driver Assistance pack)

FRONT CROSS TRAFFIC ALERT

Mazda's newly developed system detects other vehicles approaching from blind spots at the front right or left of the vehicle, and alerts the driver of their presence. This helps prevent a common cause of accidents when cars enter a T-junction with a partially obscured view.

(Optional on all grades as part of the Driver Assistance pack)

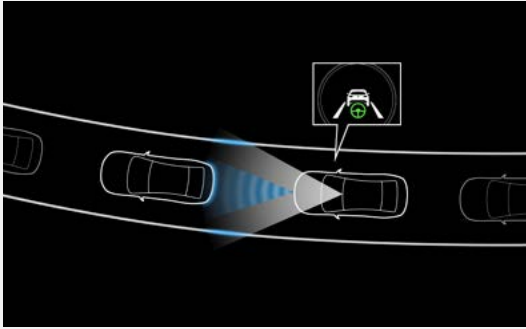


MAZDA RADAR CRUISE CONTROL

To activate, the driver sets a maximum speed (just as with cruise control) and size of the gap to maintain. The radar watches for traffic ahead and once the system senses a vehicle in front, the car will slow down and speed up automatically maintaining the drivers pre-set distance. The system also features 'Stop & Go' function, meaning the vehicle will automatically accelerate and brake in start/stop traffic with minimal input from the driver.

(Optional on all grades as part of the Driver Assistance pack)

ADVANCED SAFETY TECHNOLOGY



CRUISING & TRAFFIC SUPPORT (CTS)

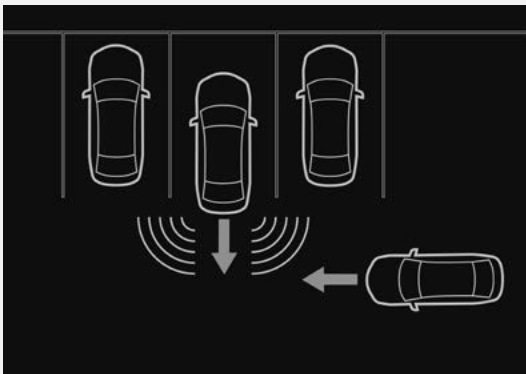
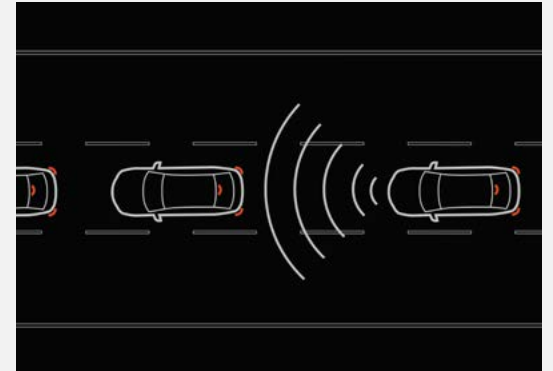
Automatically operates acceleration and braking to maintain a proper trailing distance between your Mazda and the vehicle ahead. In addition, it assists with steering operations to keep the car within its lane. CTS contributes to reducing driver fatigue, as well as supporting a safer, more reassuring and more comfortable driving experience. (Optional on all grades as part of the Driver Assistance pack)

SMART BRAKE SUPPORT – FRONT WITH TURN-ACROSS TRAFFIC

SBS alerts the driver of a possible collision using the warning indications in the display, and a warning sound if the front radar sensor and Forward Sensing Camera determine that there is the possibility of a collision with a vehicle, pedestrian, or a bicycle ahead. Furthermore, if a collision is unavoidable, the automatic brake control is performed to reduce damage in the event of a collision. In addition, when the driver depresses the brake pedal, the brakes are applied firmly and quickly to assist.

The Turn-Across Traffic function is designed to assist the driver in avoiding a collision (or reducing the impact) with a vehicle approaching in the opposite direction when making a turn at a junction.

(Standard across the range)



SMART BRAKE SUPPORT – REAR

Reduces damage in the event of a collision by operating the brake control when the system's sensors detect an obstruction at the rear.

SMART BRAKE SUPPORT – REAR CROSSING

Assists in avoiding collisions and reducing damage whilst the vehicle is in reverse. If there is the possibility of an impact with a vehicle approaching from the rear, the system will apply the brakes.

(Optional on all grades as part of the Driver Assistance pack)

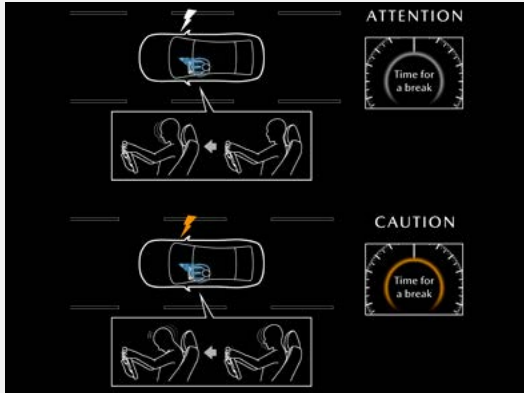
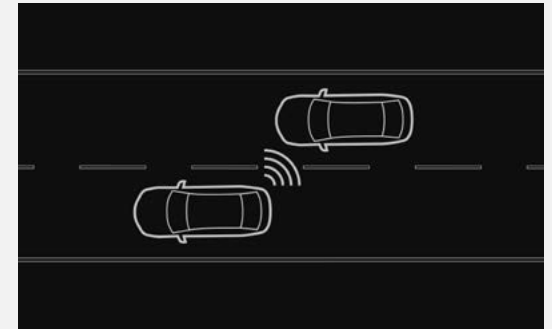
ADVANCED SAFETY TECHNOLOGY

BLIND SPOT MONITORING (BSM) WITH REAR CROSS TRAFFIC ALERT (RCTA)

BSM uses radars mounted in the rear bumper to detect vehicles approaching from behind and in the adjacent lane. It alerts the driver to the presence of vehicles in the blind spot on either side by displaying an icon in the appropriate door mirror. If the driver indicates to change lanes with a vehicle in the blind spot, the icon flashes and a warning beep is sounded.

RCTA is designed to help you make sure it's safe to start backing up. The system uses the same radars and indicators as BSM to watch for vehicles coming from both sides, and alerts the driver when they come near.

(Standard across the range)



DRIVER ATTENTION ALERT

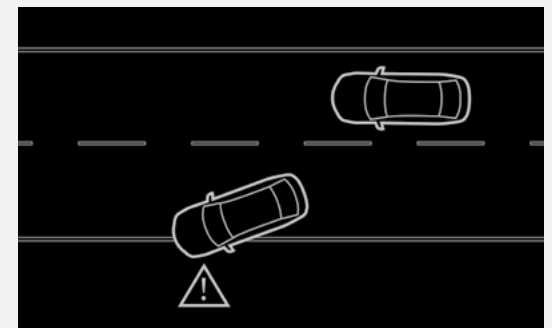
Designed to reduce accidents caused by inattentiveness due to driver fatigue. The system comes into play at speeds above 41mph and begins to “learn” the driver’s habits, watching inputs and the vehicle’s movements in the early stages before fatigue is a factor. Later, if the system detects changes in vehicle behaviour that suggest the driver may be losing concentration, it will suggest a rest stop by sounding a chime and displaying a warning in the Multi-Information Display.

(Standard across the range)

LANE-KEEP ASSIST SYSTEM WITH LANE DEPARTURE WARNING SYSTEM

Designed to prevent your vehicle from inadvertently straying from its lane. A front view camera monitors the road ahead and calculates the car's position relative to the lane markings. If the system detects the vehicle is moving out of its lane unintentionally, the steering wheel will vibrate and an audible alert will sound. The system will also take corrective action to help you stay within the lanes through assisted steering.

(Standard across the range)



MAZDA SERVICES

MAZDA SERVICE PLANS

MODEL	ENGINE	PRICE~	MONTHLY PAYMENT~
Mazda CX-60	e-SKYACTIV PHEV	£899	£27.24
	e-SKYACTIV D MHEV	£1,199	£36.33

~Service plan pricing and monthly payment pricing is for new vehicles up to one month of age since first registration. Both are inclusive of VAT.

Take the hassle out of servicing your car by opting for a Mazda Service Plan from your Mazda dealer. For a one off payment or manageable monthly sum, your annual Mazda servicing can be covered for up to 3 years. Contact your Mazda dealer for more information on the options available. At participating dealers only.

The maximum service interval for your Mazda is 12,500 miles or 12 months whichever occurs first, however, the servicing intervals may reduce based on the style of driving and the conditions under which your vehicle is operated.



Mazda Service Plans cover parts, labour & fluids at the prevailing VAT rate for the first three scheduled services. You have the choice of paying for your Mazda Service Plan with a one-off payment, or by monthly Direct Debit payments over the duration of the Plan. Please contact your Mazda Authorised Dealer for more information. The servicing for Mazda Service Plans can only be carried out at a Mazda Authorised Dealer. At participating Dealers only and plan must be activated prior to the vehicle's first service.

e-SKYACTIV PHEV BATTERY WARRANTY

MODEL	WARRANTY PERIOD
e-SKYACTIV PHEV	8 Years

VEHICLE TAX RATES Tax year 2022-23

CO ₂ EMISSIONS FIGURE (G/KM)	PETROL & RDE2 DIESEL - FIRST YEAR RATE	ALTERNATIVE FUEL CARS - FIRST YEAR RATE	STANDARD RATE (12 months)	
			PETROL/DIESEL CARS	ALTERNATIVE FUEL CARS
0	£0	£0	£165	£155
1-50	£10	£0	£165	£155
51-75	£25	£15	£165	£155
76-90	£120	£110	£165	£155
91-100	£150	£140	£165	£155
101-110	£170	£160	£165	£155
111-130	£190	£180	£165	£155
131-150	£230	£220	£165	£155
151-170	£585	£575	£165	£155
171-190	£945	£935	£165	£155
191-225	£1,420	£1,410	£165	£155
226-255	£2,015	£2,005	£165	£155
Over 255	£2,365	£2,355	£165	£155

First-year rate is paid when first registering a vehicle and is for the first 12 months Vehicle Excise Duty. After the first 12 months, the standard rate applicable at that time is payable. Vehicles with a list price >£40k will be subject to a premium of £355 over the Standard Rate for 5 years. This does not apply to zero-emission vehicles.

MAZDA FINANCIAL SERVICES

Mazda Financial Services offers a variety of finance and insurance products to suit the needs of both private and business customers. With our wide range of plans and services, no-one is more committed to delivering complete motoring confidence and total peace of mind than Mazda and Mazda Financial Services.

MAZDA INSURANCE

When you buy your new Mazda from a Mazda franchised dealer, we'll give you free comprehensive Driveaway Insurance so you can get on the road there and then. Upgrade to our annual cover and benefit from our Mazda Accident Repair Promise all year round. In the event of an accident, unlike most other insurers, we guarantee to repair your Mazda at a Mazda Approved Bodyshop using only Mazda Genuine Parts. This helps to protect your Mazda's safety rating, resale value and manufacturer warranty. Plus, you'll also get windscreen damage cover, EU cover and a complimentary courtesy car. We'll even pay your cancellation fee if you're insured elsewhere*. Eligibility criteria, terms and conditions apply.

Ask your dealer or call Mazda Insurance on 0330 102 7995.

Get a quote online at www.mazdacarinsurance.co.uk

Mazda Insurance is arranged and administered by Verex Insurance Services Ltd which arranges policies from a panel of insurers.

*Offer not available online. Offer conditions apply.

MAZDA EXCESS RETURN VOUCHER

When you apply for Free Driveaway Insurance for your new Mazda, you'll also receive a free 1-year Excess Return voucher which pays back up to £250 of your insurance excess cost, regardless of who you're insured with, if you use our Call Mazda First service. If you have a Mazda Excess Return voucher and need to make an insurance claim, simply Call Mazda First before your insurer on 0800 015 0367.

FREE MAZDA ACCIDENT AFTERCARE

In the event of an accident, Call Mazda First 0800 015 0367 before your insurer for free 24-hour Accident AfterCare and to redeem your £250 Excess Return voucher.

Our dedicated case handlers will liaise with your insurer and arrange Mazda Genuine Parts and repairs at a Mazda Approved Bodyshop, keeping your Mazda 100% Mazda and maintaining your Mazda warranties. We'll also provide accident recovery if your Mazda isn't driveable and a free courtesy car during the repair. Terms and conditions apply.

Save 0800 015 0367 to your mobile phone.

TAX FREE – DIPLOMATIC AND MILITARY SALES

For further information contact your Mazda dealer or contact Mazda on 03457 48 48 48.

MOTABILITY

For all Motability enquiries please contact your Mazda dealer or contact Mazda on 03457 48 48 48.

This price list, dated 16 February 2023, supersedes all previous price lists. It includes changes to Vehicle Excise Duty as confirmed in the October 2018 budget affecting estimated 'On the Road' prices. Final prices shown are estimated 'On the Road' prices and are inclusive of number plates, 12 months' Vehicle Excise Duty and first registration fee. Certain models may be subject to changes in CO₂ emission levels and Vehicle Excise Duty Bands. Due to ongoing updates the specification (including fuel consumption, CO₂ emissions and equipment) of the vehicle you order and receive may be different to that detailed in this guide. Please speak to your dealer for the latest information. Images may not be to UK specification. Finance subject to status. Terms and conditions apply. Applicants must be 18 or over. Guarantee may be required. Mazda Financial Services, RH1 1SR.

DRIVE TOGETHER

Mazda Motors UK reserves the right to introduce changes in specification and equipment due to its ongoing product development. Prices are subject to change without prior notice. Colour and trim samples shown in this digital brochure may vary from the actual colours because of the variations of resolutions and colours found in various screen displays, and if printed, limitations within the printing process. Models shown may not be to UK specification. It is recommended that you consult your Mazda dealer when referring to these. Apple CarPlay®, Android Auto™ and Bose are registered trademarks in the U.S. and other countries. Used with permission. The Bluetooth® word mark and logos are owned by the Bluetooth SIG, Inc. and any use of such marks by Mazda Motor Company is under licence. Other trademarks and trade names are those of their respective owners.

www.mazda.co.uk

Mazda Helpline: 03457 48 48 48

Effective from 16 February 2023