

# The NIH Record

U.S. Department  
of Health,  
Education, and  
Welfare

November 14  
1978  
Vol. XXX  
No. 23

National  
Institutes  
of  
Health

## Fredrickson Wins Gairdner Award For His Research



Dr. Fredrickson's research interests include lipoproteins, lipid transport and metabolism, medical genetics, the cause and prevention of arteriosclerosis, health science, education, and care systems.

NIH Director Dr. Donald S. Fredrickson was one of three individual winners of the 21st Annual Gairdner International Awards for outstanding contributions to medical science.

The \$10,000 award to Dr. Fredrickson "for his contributions to our understanding of the genetic, biochemical and clinical aspects of hyperlipoproteinemias" was presented by Dr. Arthur B. B. Moore, chancellor of the University of Toronto, at a dinner on Nov. 3 at the Royal York Hotel. Earlier that afternoon, Dr. Fredrickson had presented a lecture at the university on The Plasma Proteins: Discoveries and Distractions.

The other two individual award winners were Dr. Edwin G. Krebs, who has been receiving support from the National Institute of Arthritis, Metabolism, and Digestive Diseases, and is now in the department of pharmacology at the University of Washington, Seattle, and Dr. Sydney Brenner, University Medical School, Cambridge, England.

The award to Dr. Krebs is for elucidating fundamental biochemical mechanisms related

to glycogen breakdown, pioneer work that has enhanced our knowledge of hormone action.

Five joint awards were also presented.

The Gairdner Foundation issued a detailed citation of Dr. Fredrickson's scientific achievements.

"Dr. Fredrickson has been the leader of a diligent group of investigators who have made major contributions to our knowledge of diseases of lipid metabolism over a number of years. He developed a classification of the different types of hyperlipoproteinemia based

(See FREDRICKSON, Page 12)

## 1979 Appropriation For NIH Increased; Congress Adds 292 Positions

In its closing hours the 95th Congress passed an appropriation for Fiscal Year 1979 providing a total of \$2,998,226,000 for operation of the National Institutes of Health. The FY 1979 funding represents an increase of \$366,263,000 or 14 percent over comparable FY 1978 appropriations.

The regular FY 1979 appropriation was supplemented by a continuing resolution covering three programs that had not been reauthorized at the time the appropriations bill was cast in its final form. The resolution covers funding for NICHD population research, the NLM Medical Library Assistance program, and the National Research Service awards, all of which were subsequently authorized and will be funded at their FY 1978 levels.

Two hundred and ninety-two additional positions were also provided in the appropriations bill.

Congress directed NIH to support more investigator-initiated research grants and to devote a greater proportion of NIH funding to basic research. At the same time NIH was advised to maintain ongoing applied research initiatives. Among the program areas that will be emphasized are diabetes and nutrition.

An additional \$37 million was included in the Buildings and Facilities account to build an on-campus research building for NICHD.

See Appropriation Summary, page 12.

## Dr. Donald Kennedy, FDA Commissioner, To Discuss Limits of Regulatory Effort To Reduce Cancer Risks

Dr. Donald Kennedy, Commissioner of the Food and Drug Administration, will speak at the National Cancer Institute's Forum on Monday, Nov. 27, from noon to 1 p.m. in Wilson Hall, Bldg. 1, about the acceptable limits of the regulatory effort to change personal habits which are known to increase an individual's risk in developing cancer.

Dr. Kennedy, who became FDA Commissioner on April 7, 1977, is a neurophysiologist and the first nonphysician to head the FDA in more than a decade.



Dr. Kennedy

Dr. Kennedy has been a Stanford University faculty member since 1960. There, he held the endowed Benjamin Scott Crocker professorship in human biology and headed the human biology program.

During 1976, Dr. Kennedy served as senior consultant to the newly established Office of Science and Technology Policy, Executive Office of the President.

### Serves on Policy Committee

He served on the Institute of Medicine Committee in health research policy, and on the steering committee of the National Academy of Sciences' World Food and Nutrition Study.

He also chaired a 4-year study on pest control strategies in agriculture for the NAS/ National Research Council.

# The NIH Record

Published biweekly at Bethesda, Md., by the Editorial Operations Branch, Division of Public Information, for the information of employees of the National Institutes of Health, Department of Health, Education, and Welfare, and circulated by request to writers and to researchers in biomedical and related fields. The content is reprintable without permission. Pictures are available on request.

The NIH Record reserves the right to make corrections, changes, or deletions in submitted copy in conformity with the policies of the paper and HEW.

NIH Record Office  
Bldg. 31, Room 2B-03, Phone 496-2125

Editor  
Frances W. Davis

Staff Correspondents  
ADA, Judy Fouche; CC, Susan Gerhold; DCRT, Mary Hodges; DRG, Sue Meadows; DRR, Jerry Gordon; DRS, Arthur F. Moore; FIC, George Presson; NCI, Dr. Robert M. Hadsell; NEI, Julian Morris; NHLBI, Bill Sanders; NIA, Ann Dieffenbach; NIAID, Jeanne Winnick; NIAMD, Diane Naedel; NICHD, Tina McIntosh; NIDR, Sally Wilberding; NIEHS, Hugh J. Lee; NIGMS, Wanda Wardell; NIMH, Betty Zubovic; NINCDS, Doris Parker; NLM, Roger L. Gilkeson.

## 'Burn Emergency' Film Showing Nov. 20, 21

A 25-minute film, "Burn Emergency," will be shown to employees in the Masur Auditorium from noon to 1 p.m. on Monday, Nov. 20, and on Tuesday, Nov. 21, from 2:30 to 3:30 p.m., in the Westwood Bldg., Conference Room D, basement level.

The film illustrates emergency procedures to care for burn victims from the actual time of fire until treatment can begin in the hospital. Both ambulance and police treatment teams demonstrate the burn care sequences.

"Burn Emergency" was produced under the medical direction of Dr. Donald Trunkey, an NIGMS grantee and director of the Burn Center at the San Francisco General Hospital.

The film showing is sponsored jointly as a public education project by the National Institute of General Medical Sciences and the NIH Fire Prevention and Control Section.

## Travel Back in Time With R&W On Dec. 5—See '1940's Radio Hour'


R&W is going back in time! Come with us Tuesday, Dec. 5, to the "1940's Radio Hour," in the intimate exciting Kreeger Theater.

Where were you in 1942? If you were there (or if you just wish you were), you'll recall the little amber light flickering with static on the old Atwater Kent. . . . the big bands and the greats who produced them. . . . 50,000 watts of sheer musical magic.

Walt Jones has recreated it all; station WOV (for victory) with a real live onstage orchestra, sound effects men, flashing applause signs, outrageous commercials, and an unforgettable collection of characters—crooners, coopers, and bobby-soxed boopa-doopers—who'll sing their hearts out. The cost is \$9 including transportation.

The bus will leave Bldg. 31C at 5:30 p.m. Make plans to dine at your favorite waterfront restaurant (Barley Mow, Casa Maria, Flagship, Hogates, Channel Inn) then on to Arena Stage. Show time is 8 p.m.

## Two Scientists Join Grants Associates Program For Health Science Administration Training



Dr. Wolff

Dr. Maurer

Two scientists, Dr. David A. Wolff and Dr. Bruce A. Maurer, have joined the NIH Grants Associates Program for a year of training in health sciences administration.

Since 1964, Dr. Wolff has been associated with Ohio State University's department of microbiology as a teaching professor and research associate. He has received support from the American Cancer Society; the Public Health Service as a principal investigator on a grant; and OSU-funded projects. In addition to his teaching and research responsibilities, he has served on several Ohio State education committees.

Dr. Wolff received the B.A. degree in biology from the College of Wooster in 1956, after which he spent the next 4 years with the U.S. Army at the Landstuhl Army Medical Center in Germany. He then attended the University of Ohio where he received the M.S. degree in bacteriology in 1960, and the Ph.D. degree in microbiology in 1965.

He was on research leave at Medical Chemistry Institute, Uppsala University, and Wallenberg Institute's department of microbiology, Sweden, in 1971, and the Institute of Microbiology, University of Basel, in Switzerland, in 1974.

His honors include: American-Swiss Foundation for Scientific Exchange Lecturer, 1970; Invited Speaker at the 3rd Annual Congress

on Lysosomes at Louvain, Belgium, 1972; and Alumni Distinguished Teaching Award, Ohio State University, 1974.

Dr. Maurer received the B.A. degree in biology from St. Michael's College in 1958 and the M.S. degree in bacteriology from the University of Massachusetts in 1960. In 1966, he earned the Ph.D. degree in microbiology from the University of Arizona, where he was a predoctoral fellow and a teaching assistant.

He then became assistant professor in microbiology at Miami University, Oxford, Ohio, until 1968 when he joined Roswell Park Memorial Institute as senior cancer research scientist. He also became assistant research professor with the State University of New York at Buffalo.

In 1971, he accepted the position of director of biologicals and research with Associated Biomedic Systems, Inc. in Buffalo. He then joined Litton Bionetics, Inc., where, as a cellular immunologist, he was principal investigator on two National Cancer Institute-supported contracts.

He was a visiting scientist with the Scripps Clinic, La Jolla, Calif., in 1971, and visiting scientist and lecturer with Behringwerke A/G, Marburg, Germany, in 1972.

## Dr. William B. Savchuk Dies

Dr. William B. Savchuk died unexpectedly Thursday, Nov. 2. He was executive secretary of the Pathology A Study Section, Division of Research Grants, until his retirement last December.

Funeral services were held Nov. 6 with interment in the Gate of Heaven Cemetery.

He is survived by his wife, Dorothy, of Silver Spring, Md.; a daughter, Julia M. Hutchinson; and a son, Paul G.

Expressions of sympathy may be expressed in the form of memorials to a favorite charity.

## Health Plan Representatives To Appear on Panel, Answer Questions

Carrier representatives of the major health plans under the Federal Employees Health Benefits Program will review the 1979 contracts at a panel presentation on Wednesday, Nov. 29, at 2 p.m. in Wilson Hall, Bldg. 1.

This session is in connection with the program's "Open Season," Nov. 13 through Dec. 8. Following the presentation, there will be a question and answer period.

All employees are invited to attend. Permission to attend should be cleared with supervisors.

## Ralph McConnell Retires—Started with NIH in 1952

Ralph McConnell, assistant chief of the Shops Branch, Division of Engineering Services, OD, retired after 28 years of Government service. He came to NIH in 1952 in the Plant Engineering Branch and progressed to fore-



Mr. McConnell

man of the plumbing shop in 1966. He was promoted to assistant chief in 1977.

Mr. McConnell was instrumental in developing plumbing shop technology and manpower to meet the ever increasing need for support services in specialty areas such

as sterilizer maintenance and high-purity water supply installations.

His retirement plans include raising horses on his newly purchased farm in Pennsylvania.

## Dr. Robert Ringler Is Appointed NIA Deputy Director

Dr. Robert L. Ringler has been appointed first deputy director of the National Institute on Aging.

In his new post, he will play a major role in the planning, evaluation, and coordination of programs under which NIA conducts and supports research to better understand the aging process, as well as diseases and other special problems of the elderly.

Dr. Ringler will also have primary responsibility for establishing and maintaining working relationships with the other NIH institutes, other Federal agencies involved in aging research, and the various private and professional organizations interested in aging.

A native of Chase, Mich., Dr. Ringler graduated from Central Michigan College in 1951 and received his Ph.D. degree in biochemistry from Michigan State University in 1955.

Following this, he served as an assistant professor of biochemistry at North Carolina State College, department of biochemistry, and senior associate at the Edsel B. Ford Institute for Medical Research in Detroit before coming to NIH in 1961.

Dr. Ringler served as deputy director of the National Heart, Lung, and Blood Institute for the past 10 years as well as in several other positions at NHLBI.



Dr. Ringler will coordinate NIA's extramural and intramural research and maintain relations with other agencies concerned with aging research.

## Consensus Conference: Surgical Treatment Of Morbid Obesity

A consensus development conference on Surgical Treatment of Morbid Obesity will be held at Wilson Hall, Bldg. 1, on Dec. 4-5.

This evaluation session will seek to establish agreement among knowledgeable experts in different relevant disciplines concerning the feasibility, selective applicability, and desirability of utilizing this relatively new technology.

It will encompass various currently used or recently developed surgical procedures meant to help extremely obese patients who are unable to lose weight by more conventional methods; discussion of the beneficial results and untoward side effects related to these procedures; and brief case reports.

Workshops related to special facets of research and practice in this area will be held, and discussions related to consumer aspects and ethical medical/legal facets of this new field of technology.

The conference is sponsored by the National Institute of Arthritis, Metabolism, and Digestive Diseases, assisted by the Office of Medical Applications of Research and the Fogarty International Center.

Pre-registration at no charge may be requested by telephone, (301) 496-4955, or a note to the coordinator, Dr. Benjamin T. Burton, associate director, NIAMD, Bldg. 31, Room 9A03, NIH, Bethesda, Md. 20014.



TAKE A DAY OFF FROM SMOKING  
NOVEMBER 16, 1978

The NIH Record

## PHS Women's Week Observed at NIH By Talks, Films

NIH—which began its observance of PHS Women's Week yesterday with a film, "Maturing Woman," followed by a discussion—continues the program today (Tuesday, Nov. 14) from noon to 1:30 p.m. with a talk on Estate Planning by Dena C. Feeney, attorney at law, in Bldg. 31, Conference Room 8A-30.

Tomorrow (Wednesday, Nov. 15) from noon to 1:30 p.m., Eva Grover, president of the First Women's Bank of Maryland, will speak on Financial Planning for Women in Bldg. 31, Conference Room 5A-16.

A film, entitled "ERA: A Family Matter," will be presented Thursday, Nov. 16, from noon to 1:30 p.m. in Bldg. 31, Conference Room 5A-16.

This first observance of PHS Women's Week is part of the Federal Women's Program.

Throughout this week, workshops are being presented at the Parklawn Bldg. with a keynote address on Friday, Nov. 17, at 2 p.m. by C. Delores Tucker, former Secretary of State for the State of Pennsylvania.

For further information about this week's presentations at Parklawn, contact Carol Brown, 443-3165.

## Dr. Robert Butler Talks About Living Alone

Dr. Robert Butler, Director of the National Institute on Aging, is scheduled to appear on the television series, "Over Easy," hosted by Hugh Downs on Tuesday, Dec. 5. The program appears on PBS station WETA, Channel 26, at 7 p.m. daily.

Dr. Butler will talk about living alone and how to cope with problems related to being alone.



John P. Patterson has been reappointed executive officer of the National Institute of Dental Research, a position he held from 1973 to 1975. He returns to the Institute after 3 years of service as deputy associate commissioner for administration of the Food and Drug Administration. A Federal employee since 1957, Mr. Patterson has also held administrative posts with NCI, NIAID, CC, and NIMH.



Dr. Murray Goldstein has been appointed NINCDS deputy director for Neurological Sciences and Disorders. Formerly director of the NINCDS Stroke and Trauma Program, Dr. Goldstein will also continue to serve as acting director of that program until a replacement is found.

## Retirement Planning Program Scheduled Dec. 6-7

The Employee Relations and Recognition Branch, DPM, is offering another Retirement Planning Program for NIH employees on Dec. 6 and 7.

A personnel bulletin will be distributed desk-to-desk giving more detailed information.

November 14, 1978

Page 3

# Pertussis Symposium Stresses Need For Continued Vaccine Use, Further Research

By Mary Donovan

Despite some concern over the safety and effectiveness of the currently used vaccine for pertussis—more commonly known as whooping cough—infectious disease experts at a recent International Symposium on Pertussis held on the NIH campus strongly recommended continued use of the vaccine and support research efforts to develop improved preparations.

Vaccine usage was one of several key issues discussed by more than 200 researchers from around the world who met Nov. 1-3 to discuss pertussis and its causative organism, *Bordetella pertussis*, and to address problems associated with the vaccine.

In his opening remarks, Dr. Leon Jacobs, Director, Fogarty International Center, stressed the importance of focusing scientific and public attention on vaccines in light of the HEW Secretary's recently expanded immunization program.

Primarily a disease of the very young, pertussis is a bacterial infection that causes severe coughing spells that may interfere with breathing. Routine immunization of infants and young children has been widely advocated and generally practiced in the United States and throughout the world for the past 25 years.

## Incidence Declines

For many years, concerns related to vaccine effectiveness and safety have prompted debate over its usefulness. Serious neurological reactions, such as convulsions, coma and permanent brain damage, although rare, have been associated with its use. International representatives discussed the risk and benefits of vaccine programs conducted in their respective countries in an attempt to evaluate the role of pertussis immunization in the control of the disease.

In this country, the incidence of clinically recognizable pertussis has decreased dramatically in the last few decades, presumably due to widespread use of the vaccine. A recent epidemic of whooping cough in Great Britain has accounted for 50,000 new cases and 12 deaths since November 1977.

## Criticism Noted

According to Sir Charles Stuart-Harris, University of Sheffield, England, the current outbreak appears to be the result of a sharp decline in public acceptance of the vaccine in the past 3 years, and reaffirms the value of the vaccine.

Critics of the vaccine state that the decline in pertussis cases and deaths was noticed long before its development and use. However, lack of reliable statistical data on pertussis infection and adverse reactions related to the vaccine has limited accurate evaluation of its benefits and risks.

The Center for Disease Control in Atlanta plans to implement a new surveillance program for pertussis this year to provide

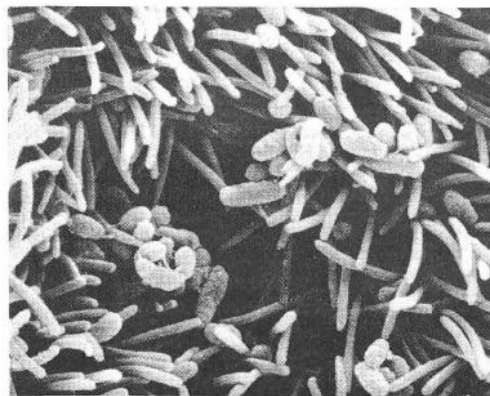


Participants at the International Symposium on Pertussis include l to r: Dr. Gordon T. Stewart, University of Glasgow, Scotland; Dr. Hans Cohen, director, Rijks Instituut voor de Volksgezondheid, the Netherlands; Dr. Edward A. Mortimer, Case Western Reserve University, Ohio; and Sir Charles Stuart-Harris, University of Sheffield, England.

information on methods of diagnosis, morbidity, mortality, location of cases and the importance of household contacts in the spread of pertussis.

The symposium participants agreed that a major thrust in pertussis research is the development of vaccines with high protective activity and reduced toxicity. Efforts are geared toward isolating and characterizing individual components of *Bordetella pertussis* that confer immunity to infection. The current vaccine is made from whole bacterial cells that are difficult to grow in culture and frequently give rise to variable strains that seriously affect vaccine standardization.

Although many questions of *Bordetella pertussis* remain to be answered, new information on the organism's structure, physiology, and infectious properties were presented at the meeting. During infection, the bacteria appears to superficially attach itself to epithelial cells of the lower respiratory tract,

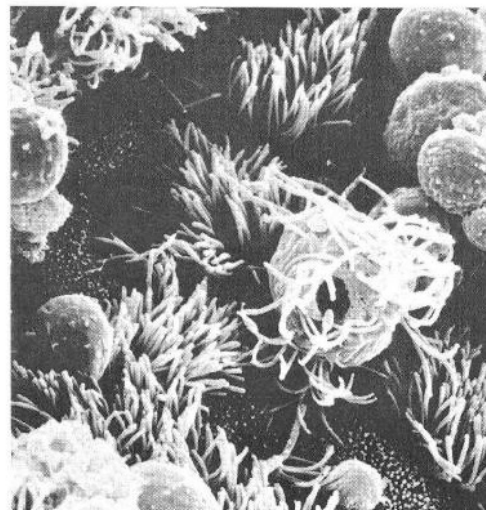


This electron micrograph shows *Bordetella pertussis* (short, rod-like structures) in the first stages of infection, infiltrating the ciliary layer on laboratory-grown hamster tracheal cells. Cilia are minute hairlike processes involved in the removal of foreign particles from the surface of the trachea.

resulting in their eventual destruction. How the disease progresses from superficial infection to severe illness with systemic effects remains to be defined.

Symposium participants seemed hopeful that with continued use of the vaccine and intensified research activities, pertussis may eventually be eradicated, particularly in developing countries, where it is still a major public health problem.

Organized by Dr. Charles Manclark, Bureau of Biologics, and Dr. James C. Hill, NIAID, the symposium was sponsored by the Bureau of Biologics of the Food and Drug Administration, the National Institute of Allergy and Infectious Diseases, the Center for Disease Control, the International Association of Biological Standardization and the Fogarty International Center.



In another electron micrograph of the bacteria that causes pertussis, infected cilia eventually drop off, and nearby cells push infected cells into the lumen of the trachea.

## Incidence and Mortality Subject of NCI Report

The National Cancer Institute has published *SEER Program: Cancer Incidence and Mortality in the United States, 1973-76*, a report which provides baseline rates for cancer occurrence and deaths in the U.S. for the 15 most common cancers.

Data are based on reports from 11 cancer registries which monitor approximately 10 percent of the U.S. population. (Complete mortality data for the entire U.S. are published by the National Center for Health Statistics.)

Incidence (occurrence) rates in the new report are not precisely comparable with previous NCI-reported rates because of differences in sample populations. Nevertheless, the new rates suggest an annual increase in incidence of 1 to 2 percent from 1970 through 1976, with white females showing the greatest increase—just under 2 percent.

The increase in women was due largely to a striking 8 percent annual increase in lung cancer incidence for white women and almost 10 percent for black women. Women, both white and black, showed an increase in cancer of the endometrium, or body of the uterus, almost as large as the lung cancer increase.

An increase in breast cancer incidence was noted late in 1974, due possibly to diagnoses of breast cancers in women following increased publicity about the disease. Incidence subsequently dropped by 1976 to the 1973 level. Cancer of the uterine cervix continued to decline in both white and black women.

Lung cancer incidence increased approximately 1 percent annually among white males and 4 percent annually among black males, the latter reflecting in part the unusually high rates among men in New Orleans. White males showed a slight increase in the incidence of prostate cancer. Stomach cancer rates continued their decline in both sexes.

### SEER Established in 1973

The average annual incidence rate for all cancers combined during the years 1973-76, in all SEER areas excluding Puerto Rico, was 324.4 per 100,000 population. This average reflected rates ranging from 277.8 in Utah to 358.0 in San Francisco. The rate for Puerto Rico was much lower, 200.7, reflecting the lower overall rates among Spanish-speaking populations.

The SEER reporting system (Surveillance, Epidemiology, and End Results) was established in 1973 to analyze the scope of the U.S. cancer problem. It is a consolidation of two earlier NCI programs that reported incidence via periodic surveys and survival via annual monitoring of cancer patients by selected hospital-based cancer registries.

For the first time, the NCI has reported incidence and mortality rates for the same populations. These rates are adjusted to the 1970 age-sex-race distribution of the U.S. population. The report also provides information for the first time on Puerto Rico and the Spanish-origin population of New Mexico. All rates are based on population estimates

## VISITING SCIENTIST PROGRAM PARTICIPANTS

10/9—**Dr. Helena Calil**, Brazil, Clinical Psychobiology Branch. Sponsor: Dr. Frederick Goodwin, NIMH, Bg. 10, Rm. 45239.

10/10—**Otto Axel Meyer**, Sweden, Laboratory of Environmental Toxicology. Sponsor: Dr. Robert L. Dixon, NIEHS, Research Triangle Park, N.C.

10/10—**Dr. Boris Yagen**, Israel, Laboratory of Pharmacology. Sponsor: Dr. John Bend, NIEHS, Research Triangle Park, N.C.

10/16—**Dr. Luca Ceccherini Nelli**, Italy, Laboratory of Tumor Cell Biology. Sponsor: Dr. Ted Breitman, NCI, Bg. 37, Rm. 6B04.

10/16—**Dr. Marco Parenti**, Italy, Laboratory of Preclinical Pharmacology. Sponsor: Dr. Erminio Costa, NIMH, WAW Bg., St. Elizabeths.

10/17—**Dr. Mehdi Boroujerdi**, Iran, Laboratory of Pharmacokinetics. Sponsor: Dr. Marshall Anderson, NIEHS, Research Triangle Park, N.C.

10/22—**Dr. Jacob Karsh**, Canada, Clinical Immunology Section. Sponsor: Dr. Reuben Siraganian, NIDR, Bg. 10, Rm. 2B12.

10/22—**Dr. Jozef Przybylski**, Poland, Section on Molecular Structure. Sponsor: Dr. Erhard Cross, NICHD, Park Bg., Rm. 405.

10/23—**Dr. Amin Ali Nomeir**, Egypt, Laboratory of Pharmacokinetics. Sponsor: Dr. H. B. Matthews, NIEHS, Research Triangle Park, N.C.

10/23—**Dr. Michael West**, United Kingdom, Developmental Therapeutics Program. Sponsor: Dr. William Bonner, NCI, Bg. 37, Rm. 5D19.

10/27—**Dr. Marta Monzon**, Argentina, Infectious Diseases Branch. Sponsor: Dr. Maneth Gravell, NINCDS, Bg. 36, Rm. 5C14.

10/27—**Dr. Jen-Leih Wu**, Taiwan, Laboratory of Pulmonary Toxicology and Function. Sponsor: Dr. Paul Nettesheim, NIEHS, Research Triangle Park, N.C.

10/29—**Dr. Massako Kadekaro**, Brazil, Laboratory of Cerebral Metabolism. Sponsor: Dr. Louis Sokoloff, NIMH, Bg. 36, Rm. 1A27.

10/30—**Dr. Afaf M. Amin**, Egypt, Laboratory of Cell Biology. Sponsor: Dr. Chou-Chik Ting, NCI, Bg. 8, Rm. 219.

## 3 Demonstration Programs Are Concerned With On-the-Job Hypertension Control

The National Heart, Lung, and Blood Institute has awarded contracts for a series of 3-year demonstration programs concerned with hypertension control in the work setting.

Recipients of the awards are the University of Michigan, Ann Arbor; the Health Systems Division of Westinghouse Electric Corporation, Columbia, Md.; and the University of Maryland School of Medicine, Baltimore.

Their respective demonstration programs will be carried out among employees of four Ford Motor Company plants in southeastern Michigan, employees of five Westinghouse plant locations throughout the U.S., and Maryland State employees in Baltimore.

Program goals are:

- to evaluate the effectiveness of on-the-job approaches to hypertension control in terms of costs incurred versus benefits gained;
- to educate employees about the health threats posed by uncontrolled high blood pressure and the health benefits of adequate treatment;
- to identify employees at heightened risk because of high blood pressure, assist them in securing proper treatment (including, where appropriate, on-site treatment programs), and

provide continuing encouragement to adhere faithfully to their treatment regimens.

Both men and women employees will participate in the demonstration, and all stand to benefit. However, of special interest will be the effects of participation on male employees because of convincing epidemiological and survey data indicating that:

- Males are more vulnerable than women to serious consequences of uncontrolled high blood pressure and are more likely to suffer such consequences during their working years.
- Men are more likely than women to have high blood pressure without knowing it.
- Men who know they have high blood pressure are more likely to ignore it, are less likely to comply fully with prescribed treatment, and are only half as likely to have their blood pressure under adequate control.

These demonstration programs for hypertension control in the work setting represent a continuation of the intensified national effort launched against this disease in 1972 with the establishment of the National High Blood Pressure Education Program.

provided by either the Bureau of the Census or local sources. Data for the mortality rate calculations were provided by the National Center for Health Statistics.

Future publications will update the incidence and mortality statistics and provide more detailed survival information for the same populations. Over a period of time, the SEER reporting system should enable NCI

scientists to analyze trends in incidence, mortality, and survival of the same populations in more detail.

Single copies of *SEER Program: Cancer Incidence and Mortality in the United States, 1973-76*, DHEW Publication No. (NIH) 78-1837, are available from the Office of Cancer Communications, National Cancer Institute, Bethesda, Md. 20014.

# Fish, Aquatic Animals Play Important Role In Environmental Health Research

The specially lined wood aquarium tank appears to be partially filled with fine gravel but otherwise empty. Air bubbles break at the edges of the tank as the saltwater recirculates. Dr. John B. Pritchard, a physiologist, brushes some of the gravel from the bottom of the tank to reveal a buried flounder whose skin color has changed, chameleon-like, to match the surrounding gravel. There are a dozen more flounders hidden in the tank.


These fish and other aquatic species serve as laboratory animals at the National Institute of Environmental Health Sciences at Research Triangle Park, N.C.

The marine biomedical dimension within NIEHS was described in depth at a meeting on Marine Biomedical Research sponsored by NIEHS, NIH and the Smithsonian Institution Museum of Natural History. This meeting, held in 1975, stimulated an intramural research effort at NIEHS and their awarding of Marine/Freshwater Biomedical Center Core Grants.


The first three such "extramural" centers have been funded at Oregon State University, Corvallis, the University of Southern California, Los Angeles, and Duke University Marine Laboratory, Beaufort, N.C.

In-house at NIEHS, the Marine Pharmacology and Biomedicine Section, headed by Dr. John R. Bend in the Laboratory of Pharmacology, conducts research with aquatic animals. Additionally, investigations are conducted by laboratory chief Dr. James R. Fouts, as well as Drs. Richard M. Philpot, Pritchard, and Margaret O. James. Dr. Pritchard is a physiologist, while the others specialize in biochemical pharmacology.

Research at NIEHS is augmented at two off-site locations, the Mount Desert Island Biological Laboratory in Maine, where relatively cold water species may be studied, and the C. V. Whitney Laboratory of the University of Florida near St. Augustine, where warm water animals are studied.



Dr. Pritchard transfers a crab from a packing crate to a holding tank.



The crab, known for its adjustment of salt levels through its "sodium pumps," is valuable to NIEHS research because pollutants appear to affect the crab's osmoregularity.

The Marine Pharmacology and Biomedicine Section is looking into three uses of aquatic laboratory animals: as biological models in which various organ systems are studied in comparison to human systems; as part of the food chain which contributes directly or indirectly to human food and could provide a source of toxic environmental pollutants to the human population; and as potential sentinel systems which, when thoroughly understood and carefully monitored, may provide warnings when pollutants are reaching levels that are harmful to people and/or the food supply.

Different species offer unique advantages and limitations as subjects. Dr. Pritchard, for example, has been working for a number of years with the winter flounder, a fish of about 1 to 2 pounds when full grown, native from coastal Canada to New Jersey. Winter flounder offer the advantage of being stationary when feeding, and of having a large percent of muscle tissue in their body weight.

"They're very strong," Dr. Pritchard says. "When you pick them up, you have to hold them tightly so they will *think* they can't get away. If they struggle, they always get away."

Dr. Pritchard has used the winter flounder in studies of distribution, metabolism, and excretion of DDT, Mirex, and PCB's (polychlorinated biphenyls). Some pollutants enter the water from ground runoff, but the air also carries significant quantities. "You hear a great deal about radioactive fallout. At the same time, we're also concerned about chemical fallout. Many pollutants enter the ocean from the air."

Other aquatic species used in environmental research include the dogfish, goose fish, toad fish, Maine rock crab, blue crab, lobster, and, at extramural laboratories, trout, squid, English sole, among others. The program is

expanding the number of species used in research.

Different animals handle pollutants in a unique manner. For example, the dogfish, with its large liver, tends to accumulate and retain contaminants at this site, while the lobster tends to collect at least one pollutant, mercury, in the tail meat.

In addition to indicating the presence of water-borne pollutants, aquatic species offer clues to the effect of pollutants on living systems. All animals including man control their bodily content of salt. Land and freshwater animals actively accumulate and retain salt at given levels; on the other hand, salt-water animals expel more salt than they retain.

This balancing of salt level, called osmoregulation, is particularly vivid in species like the crab which live in estuaries and move back and forth from salt to freshwater, continually adjusting salt levels through "sodium pumps" located in their gills.

This osmoregularity is of interest to NIEHS scientists because it appears to be inhibited by certain pollutants. Also, clues to the regulation of salt retention might be beneficial to investigators studying the causes of hypertension in man which in some cases can be controlled by limiting salt intake.

Not all biological effects of pollutants are caused directly by the compound in its original form. Dr. Bend and Dr. James are especially interested in the enzyme systems which result in the formation of metabolites within an animal after ingestion of a contaminant. Frequently, this biotransformation has been thought of as a benign process by which the body creates nontoxic compounds from the pollutants.

However, these transformations are only sometimes beneficial. Under chemical insult, the body may produce metabolites as toxic

or even more toxic than the original pollutant, and these in turn may be further changed either into nontoxic or still different toxic substances.

In all their intricate chemical complexity, these processes may seem remote from human health when studied in the flounder or the dogfish; indeed, every species functions a little differently. But the principles that apply in aquatic animals mirror those in man, and without these biological models, it would be extremely difficult to learn the effects of chemical pollutants on other living systems, including man.

## Dr. Driscoll Receives Monheim Award

Dr. Edward J. Driscoll, chief of the Anesthesiology Section of the National Institute of Dental Research's Neurobiology and Anesthesiology Branch, has been presented with the Leonard M. Monheim Award by the Maryland Chapter of the American Dental Society of Anesthesiology.

The award is made, not always annually, to an individual who has made significant contributions in dental anesthesiology, either in this country or abroad.



Dr. Driscoll

Dr. Driscoll was honored as one of the earliest clinical researchers in general anesthesia in dentistry and for his recent pioneer studies in intravenous sedation for ambulatory dental patients. The society also recognized Dr. Driscoll's contributions as chairman of the American Dental Association's Ad Hoc Committee on Trace Anesthetics and Health Hazards.

During his years at NIDR, Dr. Driscoll has played a key role in the development and administration of the NIDR programs in pain control.

He has previously been honored by his peers in the field of anesthesiology by being awarded the Coveted Horace Wells Award in 1967 and the Heidbrink Award in 1972.

## Youth Advocacy Program Needs Adult Volunteers

The Youth Advocacy Program needs adult volunteers with spare time on weekends to establish supportive relationships on a one-to-one basis with 10- to 14-year-old Montgomery County youths in need of additional adult companionship.

Volunteers should like being with young people, able to drive, and have access to a car. A year's commitment to the program is required, and training is provided to help the volunteers deal with problems they might face.

For more information, call the Mental Health Association, 949-1255.

## 5 New Council Members To Advise NHLBI on Programs

The appointment of five new members to the National Heart, Lung, and Blood Advisory Council of NHLBI were recently announced. They are: Drs. Dorothy L. Brown, Sheryl Guthrie Lucas, Alan K. Pierce, Russell Ross, and Vallee L. Willman.

Dr. Brown, clinical professor of surgery at Meharry Medical College, serves as educational director of the Meharry-Riverside Clinical Rotation Program, and is chief of surgery at Riverside Hospital and attending surgeon at Hubbard and Metro-General hospitals, all in Nashville, Tenn.

Dr. Brown was the first Black female surgeon to practice in the South. Her contributions have brought her a great number of honors, including being the subject of a film, "Run for Life," depicting an average day in her life.

Dr. Lucas received her M.D. in 1976 from Howard University College of Medicine, where she is currently a pediatric medical resident.

This young Black physician is one of two Council members serving medical residencies. This provides the Council with input from bright young medical scientists and provides balance in representation.

Dr. Pierce is professor of medicine and chief of the pulmonary disease division, department of medicine at the University of Texas Southwestern Medical School. He is also director of the pulmonary functions laboratory and director of respiratory therapy at the

Parkland Memorial Hospital in Dallas.

Dr. Pierce has received several teaching awards, and is editor of *Basics of Respiratory Disease* as well as on the editorial board of other medical journals.

Dr. Ross is associate dean for scientific affairs and professor of pathology at the University of Washington School of Medicine in Seattle.

He received a D.D.S. from Columbia University and his Ph.D. in experimental pathology from the university where he now teaches. During his years there, Dr. Ross has received many national and international honors for his work.

Dr. Ross is involved in a number of administrative activities in his medical school, and has also been an active leader or member of several advisory bodies at NIH, at other universities, and in scientific organizations.

Dr. Willman is professor of surgery and chairman of the department of surgery at the St. Louis University School of Medicine where he received his M.D. degree.

He served for 4 years as a member of the Surgery Study Section of NIH and, since 1968, has been a consultant to NIH on matters concerning the research and development of artificial hearts and heart-assist devices.

Dr. Willman is active in more than two dozen professional societies and associations and is currently chairman of the Medical Device Committee of the American College of Surgeons, a post he has held since 1973.

## NLM Offers New Online Computer Service For Current Historical Materials

HISTLINE (History of Medicine Online) is the National Library of Medicine's newest computerized data base. Beginning Oct. 1, it joined MEDLINE, TOXLINE, and the other online bibliographic files searchable at some 900 institutions in the U.S. that belong to NLM's online network.

HISTLINE contains about 37,000 citations to recent literature. Most of them were published between 1970 and 1978, although there are selected citations from the literature back to 1964. The data base, which is updated monthly, is expected to grow by some 5,000 citations per year.

The new file contains references to current monographs, journal articles, symposia, and similar composite publications. It provides an expeditious and expanded facility for searching literature which is subsequently published in NLM's annual *Bibliography of the History of Medicine* (the most recent edition of this publication is Number 12, 1976).

The scope of HISTLINE includes the history of medicine and related sciences, professions, individuals, institutions, drugs, and diseases of all periods and areas. The sources of the online data base (and the *Bibliography*) are *Index Medicus*, *NLM Current Catalog*, journals in the history of medicine and science not indexed for *Index Medicus*, and recent publi-

cations in fields such as classics and general history.

Most of the subject headings used in searching HISTLINE are identical to those in NLM's familiar thesaurus, *Medical Subject Headings*, although some additional terms are employed.

In addition to searching by structured vocabulary, HISTLINE may be queried by text words from titles, author name, added entry, personal name as subject, collective biography, and journal title abbreviation.

As with MEDLINE and the other online data bases, terms may be entered singly or combined by AND, OR, and AND NOT. Retrieved citations may be printed online at the user's terminal or, in the case of a voluminous retrieval, printed offline and mailed to the user from NLM.

At the present time, HISTLINE is available only in the United States. Online centers may have access to it by dialing to the NLM computer in Bethesda, Md.; it is not on the computer at SUNY (Albany).

Bibliographic information for HISTLINE is collected and processed by the Library's History of Medicine Division. Questions should be directed to NLM's MEDLARS Management Section, Bibliographic Services Division.

# Two Old Timers Trace Their 'Roots' Back To National Microbiological Institute

If you want to know anything about the history of the National Institute of Allergy and Infectious Diseases, ask Rodney Duvall, a Biology Laboratory technician with the Laboratory of Parasitic Diseases since 1948. Not only has Mr. Duvall been with the same Institute for the past 30 years; he has been with the same laboratory and in the same

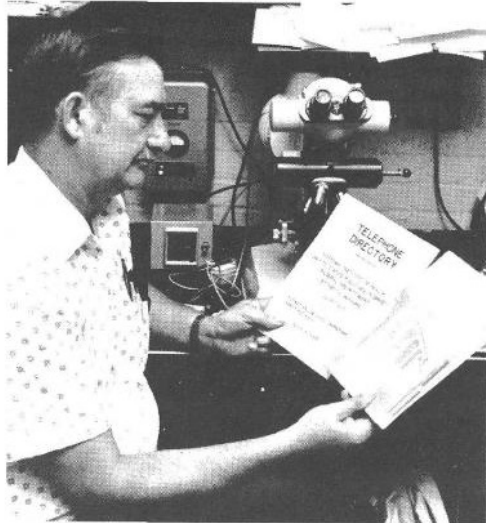
building—5—the entire time.

Mr. Duvall is one of a number of NIAID employees who trace their "roots" back to the National Microbiological Institute of 1948, when Congress authorized the establishment of this Institute and changed the name of the National Institute of Health to the National Institutes of Health.


In Room 101 of Bldg. 5, Mr. Duvall has a veritable "archives" of interesting memorabilia including photos of the general layout of the campus as it existed then.

In the early days of NIAID, life was much more relaxed, says Mr. Duvall. He has retained a record book of the early 1950's showing baseball scores of games played by personnel during the lunch hour when everyone "brown-bagged" it due to the absence of a cafeteria. Also absent in those days were traffic jams, parking problems, and lengthy delays in ordering and repairing equipment—all conditions that have accompanied the vast growth of NIH.

Roskey Jennings, also a Biology Laboratory technician, is with the Laboratory of the Biology of Viruses. He has vivid memories, too, of the early days of the Institute. Mr. Jennings began his 49-year Government career with the old Hygienic Laboratory in downtown D.C. prior to its move to Bethesda. Because there were no buses to NIH at that time, he was a member of one of the first carpools to get to work in the NIH Animal Breeding Division in the newly completed



Among the memorabilia accumulated by Mr. Duvall is a 1948 NIH telephone directory which he is shown comparing with the latest directory, a clear indication of NIH's growth in his 30 years with NIAID.

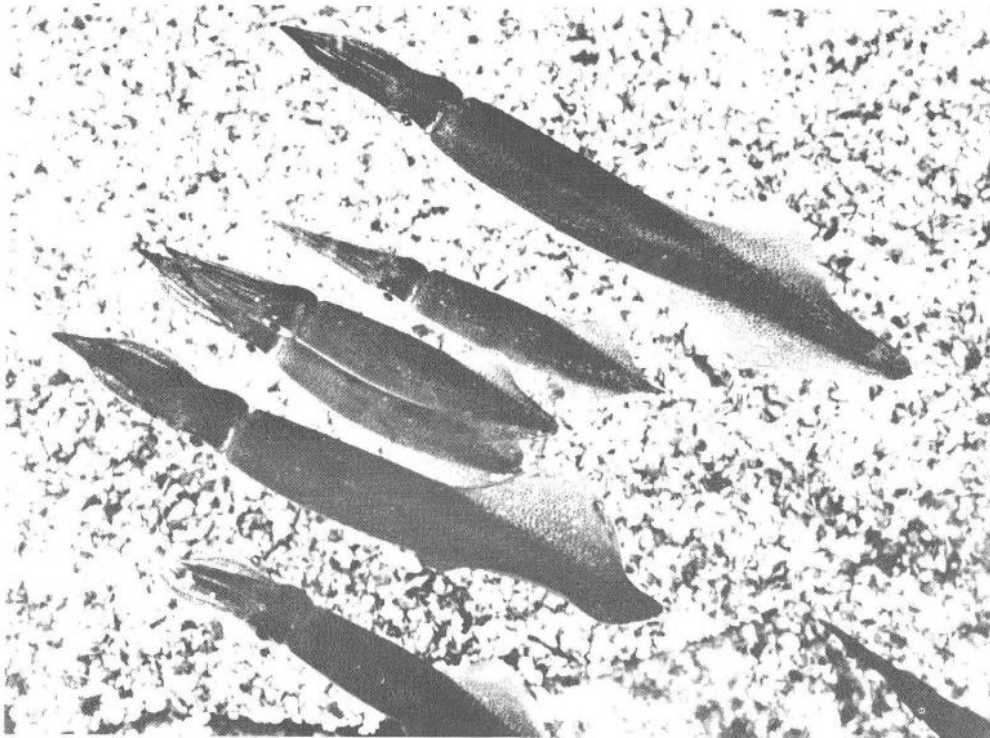


Blessed with good health, Mr. Jennings has not taken 1 day of sick leave in the last 31 years, a record few employees can match.

Bldg. 3.

Mr. Jennings later worked in Bldg. 1 at the NIH Library and, then, under the direction of Dr. Victor Haas in the Laboratory of Infectious Diseases. Upon Dr. Haas' retirement in 1957, Mr. Jennings joined the LBV where he has remained.

Mr. Jennings was an interested spectator at the noon-day baseball games which he remembers were discontinued when Bldg. 7 was erected. He, too, has been impressed with NIH's vast growth which has made it one of the foremost medical facilities in the world today.



"THEY'VE GOT A LOT OF NERVE!" Squid at the University of Texas Marine Biomedical Institute in Galveston await their opportunity to aid in nerve research. Because squid are readily available along the east coast only during the warmer months, the Division of Research Resources has established this marine facility as year-round suppliers of squid captured in the Gulf of Mexico. The species *Loligo pealei* possess giant axons (nerve fibers transmitting brain impulses) which are visible without the use of special optics. Due to intricacies found in this species similar to those in human nerves and axons, neurophysiologists throughout the Nation use them for studies of nerve impulses and synaptic transmission.

## TRAINING TIPS

The Executive and Management Development Branch is sponsoring the following supervisory courses at NIH in the next 3 months:

Intramural Orientation	Nov. 28
Introduction to Supervision	Dec. 4-8
Federal Budget Process	Dec. 12-14
Adverse Actions and Grievances	Jan. 9
Supervisory and Managerial Effectiveness	Jan. 23-25

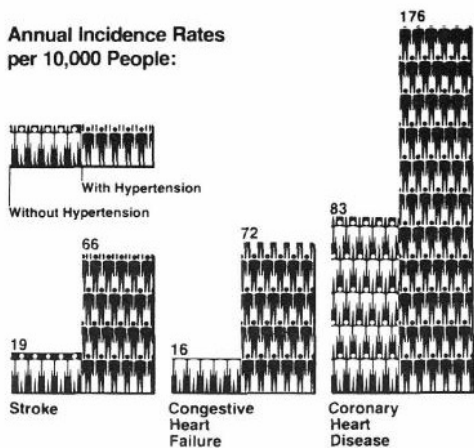
A management course, Management of Organization Change, will be offered Jan. 16-19, with a follow-up day on Feb. 23.

For further information concerning these courses, call Sacelia Damuth, 496-6371.





**Annual Incidence Rates per 10,000 People:**



**Do You Have High Blood Pressure?**

Without treatment, your chances of complications—and death—from high blood pressure will increase.

With treatment, you can live a healthier life.

All employees in Bldgs. 12 and 22, it's your chance for a free blood pressure check.

**Bldgs. 12, 12A, 12B, and 22**

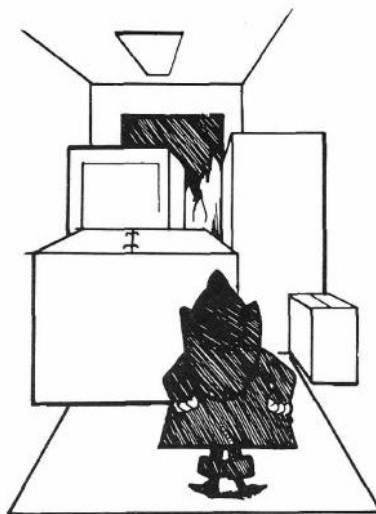
Wednesday, Nov. 15, and

Thursday, Nov. 16

9 a.m. to 4:30 p.m.

Conference Room 3-26, Bldg. 12A

**Cluttered corridors could prevent you from escaping from the fire.**



**Clean up don't Burn up**

**Prevent Fires—Save Lives!!**

**Dr. Barry Margolin, NIEHS, Shares 1977 Shewell Award**

Dr. Barry H. Margolin, a scientist in the Biometry Branch of the National Institute of Environmental Health Sciences, is sharing the Shewell Award for 1977 with Dr. Lee W. Schruben, assistant professor of operations research at Cornell University.

The award is presented by the chemical division of the American Society for Quality Control in recognition of both excellence of a scientific paper and of its presentation to the society.

Dr. Margolin presented the paper in Detroit to the 1977 Fall Technical Conference jointly sponsored by the chemical division of ASQC and the American Statistical Association's section on physical and engineering science,

of which Dr. Margolin is the 1978 chairman. The award will be presented at this year's Fall Technical Conference in Rochester, N.Y.

Dr. Schruben, the paper's lead author, was a student of Dr. Margolin's at Yale University when Dr. Margolin was an associate professor of statistics there.

The paper, Pseudo-Random Number Assignments in Statistically Designed Simulation and Distribution Sampling Experiments, examines strategies for conducting statistical simulations and related experiments. It has appeared as an invited paper in the September 1978 *Journal of the American Statistical Association*, with accompanying discussion by four other senior scientists.



On Sept. 20 the NIH EEO Advisory Council recognized—for outstanding leadership, untiring efforts, and dedicated service to the NIH Equal Employment Council—those members leaving the Council. Sylvia L. Stewart, chairperson, NIH EEO Advisory Council, is seated with NIH Deputy Director Dr. Thomas E. Malone, who presented certificates to (standing l to r): Hoover Rowel, Alfred L. Bisnett, Clifford R. Wanza, Garland N. Martin, and Jean M. Green (r). Raymond J. Jackson (standing 2nd from r) is Director of the Division of Equal Opportunity. Vincent A. Thomas and Rayna J. Black were unable to attend the ceremony.

**Is a Loss in Your Life Interfering With Your Effectiveness? Call Employee Assistance Program 496-3164**

**NLM Sponsors Seminars Linking Tuskegee, G.W.U. Via NASA Satellite**

Allied health was the topic for a 10-part series of seminars conducted recently via NASA's Communications Technology Satellite. The purpose of the demonstration, sponsored by the National Library of Medicine, was to determine the cost-effectiveness of using a communications satellite to link Tuskegee Institute (Alabama) and George Washington University (Washington, D.C.) for sharing resources in the area of allied health.

The project was coordinated by the Booker T. Washington Foundation, which has a continuing interest in helping black colleges become involved in the new technologies.

Between Oct. 2 and Oct. 27, juniors and seniors enrolled in the division of allied health at Tuskegee Institute participated in seminars on physical therapy, rehabilitation training, occupational therapy, and rural health conducted by professors at George Washington University and other health specialists in Washington, D.C.

In addition, physicians from the John A. Andrews Hospital (located on the Tuskegee Institute campus) conducted a seminar on rural health for physicians at the G.W.U. Medical College and other physicians in D.C.

All of the seminars originated simultaneously from the television studios at the Veterans Administration Hospital at Tuskegee Institute and the NLM in Bethesda.

## NIAID Holds Internat'l Symposium On Slowviruses At Rocky Mt. Lab

An international symposium on slow transmissible diseases of the nervous system was sponsored by the National Institute of Allergy and Infectious Diseases at its Rocky Mountain Laboratory, Hamilton, Mont., Oct. 4-7.

Fifty-seven persons from many foreign countries and the U.S. discussed unusual degenerative diseases of the brain of man and animals. Included were scrapie of sheep, a similar disease of mink, and two human diseases, kuru and Creutzfeldt-Jakob disease.

All of these diseases have certain features in common. They develop slowly, have similar degenerative changes in the brain, are always fatal, and are caused by similar viruses. These viruses multiply slowly and cause diseases many years after the initial infection.

The symposium was held in memory of the late Dr. Carl M. Eklund, a long-time member of the scientific staff at RML. He was widely recognized for his pioneering contributions to the understanding of these slow infectious diseases of the nervous system.

In 1961, he was instrumental in initiating studies on scrapie at the laboratory. These studies on the animal disease provided much ground work for later studies by others on the similar human diseases. Although he had been retired 10 years, Dr. Eklund was still playing an active role in the study of these diseases when he died last November.

Among the distinguished scientists who attended from Czechoslovakia, Germany, France, England, Scotland, Iceland, Japan, New Guinea, and this country was Dr. D. Carleton Gajdusek, 1976 Nobel laureate, of the National Institute of Neurological and Communicative Disorders and Stroke. Dr. Gajdusek received his Nobel prize for his study of kuru, a fatal disease of the brain that occurs among the primitive Fore people of the Eastern Highlands of New Guinea.

## Monograph Presents Evidence of Asbestos' Cancer-Causing Potential

The National Cancer Institute has published a 192-page monograph, *Asbestos: An Information Resource*. The monograph was prepared by the Stanford Research Institute and edited by Dr. Richard J. Levine of SRI under contract to NCI.

The publication presents current and historical evidence of the cancer-causing potential of asbestos, examines possible sources of exposure, and describes what can be done to protect workers and the public from the effects of exposure to this substance.

It provides an education service for physicians in preventive medicine and public health, local and State health agencies, and individuals responsible for occupational and industrial safety and hygiene.

Production and use of asbestos fibers and products, the biological effects of these fibers (including descriptions of research studies with animals and of the cancer-causing effects on humans), and occupational and nonoccupational sources of exposure are documented in detail.

Once incorporated into manufactured items, the hazard resulting from asbestos is less serious, as long as the substance is not

disrupted in any way. However, the fibers are nearly indestructible. A potential health risk arises whenever asbestos fibers are set free, resulting in asbestos dust.

Four serious diseases may result from exposure to airborne asbestos dust: asbestosis (a chronic lung ailment which can produce shortness of breath and lung damage), mesothelioma (a cancer that involves the thin membrane lining the chest and abdomen), and lung and certain gastrointestinal cancers.

Various aspects of controlling the asbestos hazard are described in *Information Resource*, including physical controls in industry settings, during transportation, and for emissions to the general environment.

*Asbestos: An Information Resource* is the first in a series of monographs being prepared under the direction of the Prevention Branch, NCI Division of Cancer Control and Prevention. Reports on vinyl chloride and diethylstilbestrol will soon be available, and others are in preparation.

The monograph may be obtained without charge from the Office of Cancer Communications, NCI, NIH, Bethesda, Md. 20014.

## Catalog of Human Genetic Mutant Cells Now Available

The catalog of human genetic mutant cells available to investigators on request from the Institute for Medical Research, Camden, N.J., has been published by the National Institute of General Medical Sciences, sponsor of the mutant cell repository.

In its fifth edition, the catalog lists more than 3,000 types of cells stored in liquid nitrogen, including fibroblasts, lymphoblasts, and amniotic fluid cells from patients with a broad

array of genetic conditions and chromosomal disorders.

Also included is a collection of cells relevant to aging research. This collection is supported by the National Institute on Aging.

Copies of the catalog may be obtained from the NIGMS Office of Research Reports, NIH, Bethesda, Md. 20014, or from the Institute for Medical Research, Copewood and Davis Streets, Camden, N.J. 08103.

## 'Burnout'—CC Nurses Learn How To Cope With Patient Care Stress

"Burnout" was the theme of the Clinical Center Nursing Department's fifth annual meeting, held Oct. 23 at the Clinical Center. Keynote speaker Gladys Calhoun, who is a consultant at the Huntsville General Hospital in Alabama and certified by the American Nurses Association for excellence in psychiatric mental health, outlined coping mechanisms for staff nurses experiencing stress in caring for their patients.

Members of the CC Nursing Department staff, representing Allergy and Infectious Diseases, Mental Health, and Cancer Nursing Services, discussed how patient care employees can learn to cope with stress while attending to patients in the Clinical Center.

The day following the conference, members of each nursing service met with a nurse consultant to discuss conditions on the service that were considered stressful situations.

The staff will meet again with the consultant within 6 months to reevaluate their plans in managing stressful situations on their units.

## Marine Corps Marathon Attracts Numerous NIH Long Distance Runners

Several NIH employees were among the 5,988 long distance runners who took part in the third Annual Marine Corps Marathon on Sunday, Nov. 5.

Dr. Jeffrey Norton, who led the NIH men with a time of 2:57:06 was 322nd at the finish line, and Anne Ballard was first among NIH women with her time, 3:57.

Dr. Marc Lippman, 335th, and Jerry Moore, 349th finishers in the marathon, both came in under 3 hours.

Other NIH'ers who participated were Dr. Richard Davey, Jack Shawver, Dr. Curtis Wilbur, Bill Padgett, Dr. James Sylvester, Al Lewis, Craig Edelbrock, and John Davis.

Female marathon runners included: Pat Carmichael, Cynthia Stifter, Linda Carter, and Dr. Joan Bull.


**Is Alcohol a Problem to You?  
Call Employee Assistance Program  
496-3164**

## DID YOU KNOW-?

WHAT THE OBJECTIVE OF CIVIL PREPAREDNESS AT ALL LEVELS OF GOVERNMENT IS TO DEVELOP THE CAPABILITY TO PROTECT LIFE AND PROPERTY IN ANY TYPE OF DISASTER?



... THAT CIVIL DEFENSE WARNING AND EMERGENCY COMMUNICATIONS SYSTEMS AND EMERGENCY OPERATING CENTERS ~ INTENDED PRIMARILY FOR USE IN EVENT OF ATTACK ON THE UNITED STATES ~ ARE HIGHLY VALUABLE ALSO IN MAJOR PEACETIME EMERGENCIES?



MORE FACTS? CONTACT YOUR LOCAL CIVIL DEFENSE

## Medicine for Layman Series Features Talks by Kretchmer, Krause and Leder

Tonight's (Nov. 14) Medicine for the Layman lecture, Food, Growth, and Your Baby, will be presented by NICHD Director Dr. Norman Kretchmer.

Dr. Kretchmer will describe how nutrition, one of the most crucial influences on a baby's growth, fits into the pattern of development. He will also offer practical advice on nutrition.



Whether in the 16th century they spread from the Europeans to the Indians or vice versa, sexually transmitted diseases are presently on the increase. At the Nov. 21 lecture, Dr. Krause will discuss reasons for this increase and talk about some of the steps being taken to reverse the trend.

Next Tuesday, Nov. 21, the topic will be Sexually Transmitted Diseases presented by Dr. Richard Krause, NIAID Director.

Dr. Krause will discuss syphilis, gonorrhea, and other sexually transmitted diseases. His talk will cover traditional methods used to control these diseases and new advances.

On Tuesday, Nov. 28, Dr. Philip Leder, chief of the NICHD Laboratory of Molecular Genetics, will talk about the exciting research on recombinant DNA that offers promise for use against inherited disorders of the blood, growth disorders, and diseases such as diabetes and hepatitis.

His talk, entitled Genetics and Recombinant DNA, will review the development of recombinant DNA technology and how it may be used to diagnose genetic disorders and produce biological products such as interferon and pituitary growth hormone.

All Medicine for the Layman lectures are held on Tuesday at 8 p.m. in the Masur Aud.



## Schneiderman Heads NCI Science Policy Office

The National Cancer Institute's new Office of Science Policy will be headed by Dr. Marvin A. Schneiderman. As associate director for science policy, Dr. Schneiderman will help establish and work with an informal Director's science council—responsible for improving communication between the scientific community and NCI. The advisory body of NCI scientists also will identify and define issues requiring policy decisions at the Institute level.

In assuming his new position, Dr. Schneiderman leaves his post as associate director of the Field Studies and Statistics Program in NCI's Division of Cancer Cause and Prevention.

Dr. Schneiderman explained that on matters that deal strictly with cancer, the office will try to come up with an NCI position that will be of help especially to staff members serving on advisory boards and commissions. He said they often are asked to speak for NCI on a number of cancer-related issues but cannot in the absence of an official Institute position.

He added that in cases where the council cannot agree on an NCI position, members will prepare a statement giving background information on the issue and an explanation of why no solid stand was taken on it.

Dr. Upton said the Institute will continue to receive guidance from the President's Cancer Panel, the National Cancer Advisory Board, members of NCI's staff, and others in the scientific community at large, but that the new office will consider advice from a number of other complementary sources.

The needs of outside groups often are different from those perceived by NCI, he noted. As an example, public interest lawyers have asked for information to rewrite workmen's compensation laws related to cancer.

## Native American Programs To Spotlight Arts, Crafts, Music, Films From Diverse Cultures


A Native American Cultural Program featuring art, crafts, music, and films of diverse regions of North and South America is being sponsored by the NIH Cultural Committee Nov. 15 through Nov. 17 at NIH.

NIH Director Dr. Donald S. Fredrickson will open the 3-day program Wednesday, Nov. 15, at 11:30 a.m. in the Masur Auditorium. During this opening program, Phillip Deere, a Muskogee-Creek who is a spiritual man from Oklahoma, will speak on traditional concepts in Indian culture dealing with man's relationship to nature.

The Rumi Songos, an Andean music group, will play Indian music from Peru and Bolivia.

On all 3 days, there will be crafts people in the A wing lobby, Bldg. 31, displaying and discussing techniques in pottery making, beadwork, quillwork, and other native arts ranging from the traditional to the contemporary.

A short film will be shown daily in the Visitors Center in Bldg. 31. There will be a film each day dealing with a different aspect of culture of the various Indian groups.



According to Dr. Schneiderman, NCI receives much input from Congress, industry, trade associations, law and consumer groups, private citizens, etc. "We see the council as an orderly way of paying attention. . . . What they say should have an impact on our research."

Some states have stringent statutes of limitations that say no more than 3 to 5 years can expire between exposure to an agent and collection of damages for health injuries related to that exposure. "Those are very unrealistic laws," Dr. Schneiderman said, "because we all know cancer does not occur that quickly."

Dr. Schneiderman also will help prepare and present Congressional testimony on matters involving interaction of NCI research with the public. He has been a frequent spokesman for the Institute in the past, and currently is a member of the Safe Drinking Water Committee of the National Academy of Sciences and the Food Safety Council.

On the first day, the program in the Masur Auditorium will be repeated at 7 p.m. with the addition of Dr. Taylor MacKenzie, the first Navajo physician and surgeon. Dr. MacKenzie is employed with the Indian Health Service.

All NIH personnel, their families and friends are welcome to attend any program.

## Public Administration Society To Hold Conference

The National Capital Area Chapter of the American Society for Public Administration will hold its ninth annual conference on Nov. 30 and Dec. 1 at the Capital Hilton Hotel with its theme, The Dynamics of the Federal System.

On the first day, Jean Houston, president of the Association for Humanistic Psychology, will deliver the keynote address, and David S. Broder, *Washington Post* columnist, will be the featured luncheon speaker; on Dec. 1, Marion Barry, D.C. mayor-elect, will be the keynote speaker, and Louis Harris, president, Louis Harris and Associates, will be the luncheon speaker.

For registration information, contact George Bickerton, (301) 436-8051.

# National Institutes of Health 1979 APPROPRIATION

## Summary by Appropriation <sup>1/</sup> (Budget Authority in thousands)

	1978 Comparable	1979 President's Budget	1979 Appropriation	Change
<b>IRD's:</b>				
Cancer.....	\$851,800	\$858,392	\$917,000	\$58,608
Heart.....	424,927	432,184	485,584	53,400
Dental.....	57,437	57,841	61,920	4,079
Arthritis.....	243,269	249,369	287,869	38,500
Neurology.....	170,932	173,610	205,000	31,390
Allergy.....	154,943	159,798	183,198	23,400
General Medical Sciences.	196,298	185,092	231,058	45,966
Child Health.....	91,124	108,855	114,305	5,450
Eye.....	80,645	82,449	100,549	18,100
Environmental Health.....	58,704	63,927	73,512	9,585
Aging.....	34,852	35,926	54,526	18,600
Research Resources.....	144,531	148,499	153,649	5,150
Fogarty Center.....	8,459	8,489	8,989	500
Subtotal, IRD's.....	2,517,921	2,564,431	2,877,159	312,728
Nat'l Library of Medicine..	29,521	31,787	33,444	1,657
Office of the Director.....	18,871	19,373	19,673	300
Buildings and Facilities...	65,650	30,950	67,950	37,000
Subtotal...	2,631,963	2,646,541	2,998,226	351,685
<b>Items not considered:</b>				
Nat'l Research Service				
Awards.....	135,328	147,892		
Population.....	65,311	82,300		
Medical Library Assistance	7,987	7,987		
Subtotal	208,626	238,179		
TOTAL NIH.....	2,840,589	2,884,720		

<sup>1/</sup> Population Research, National Research Service Awards, and Medical Library Assistance Grants were not considered by the Congress due to expiration of authorizing legislation. These programs are being continued in 1979 under a Continuing Resolution.

## Dr. Schiaffino Appointed DRG Deputy Director

Dr. S. Stephen Schiaffino has been appointed deputy director of the Division of Research Grants. He has served since 1972 as the Division's associate director for scientific review.

Dr. Schiaffino joined DRG in 1964 as assistant chief for referral, and was named chief of the Scientific Review Branch in 1969.

A native of Staten Island, N.Y., he is an alumnus of Georgetown University where he received the B.S., M.S., and Ph.D. degrees.

Before coming to NIH as a scientist administrator with the National Cancer Institute in

1961, he was employed in the Hazleton Laboratories, Falls Church, Va.

He was associated with the Food and Drug Administration from 1948 to 1960 except for a 3-year tour of duty with the U.S. Army Medical Service Corps in the United States and the Far East.

In 1969, he received the DHEW Superior Service Award "for maintaining efficiency and continuity in Division of Research Grants operations through exercise of superior management skills." He had previously received the Superior Service Award from the FDA.

*Journal of the American Medical Association*, will lecture on Consumption: The Epitome of Medical History.

Dr. Claire Cassidy of the Smithsonian Institution will lecture on Syphilis and Prehistoric Amerindian Bones, 1875-1975; How Certain Were the Diagnosticians?

Guests are welcome.

## History of Medicine Society Meets Thursday, Nov. 16

The Washington Society for the History of Medicine will present two speakers on Thursday, Nov. 16, at 8 p.m. in the Billings Auditorium, National Library of Medicine.

Dr. Lester King, contributing editor of the

## Fredrickson

(Continued from Page 1)

on practical clinical biochemical methods.

"This system recognized the physiological roles of the lipoprotein classes, the pathophysiological changes which occurred and the genetic nature of the disorders. It has been the foundation upon which further knowledge has been built.

"He recognized 'broad beta' or 'floating beta' disease (Type III hyperlipoproteinemia) which more recently has been associated with a deficiency of apolipoprotein E III.

"In the previous decade he and his co-workers were in the forefront of the study of the apolipoproteins, their amino acid and carbohydrate composition, their chemical and immunochemical characteristics and function.

### Methodology Improved

"His group contributed to our knowledge of the origin and metabolic fate of various lipoprotein classes using dynamic tracer techniques. They studied the polymorphic forms of low density lipoproteins and helped to identify sinking pre beta lipoprotein with the Lp antigen.

"They improved the methodology for measuring lipoprotein lipase activity and helped to show that hepatic triglyceridase and lipoprotein lipase from peripheral tissues contributed to the total activity in plasma after heparin injection.

"He discovered a new dyslipoproteinemia, Tangier Disease, in which there is a deficiency of alpha lipoprotein. With typical thoroughness he described its clinical, biochemical and genetic characteristics. Many young investigators have trained in his laboratory and are now making significant independent observations.

"Dr. Fredrickson has also excelled as a writer, editor and administrator and continues to make a major impact on medical research through his role as Director of the U.S. National Institutes of Health."



During his Government service, Dr. Schiaffino has received two Superior Service Awards, one from HEW, the other from FDA.

☆U.S. GOVERNMENT PRINTING OFFICE: 1978-281-219/6