

Research Article

Functional role of long-lived flowers in preventing pollen limitation in a high elevation outcrossing species

Mary T. K. Arroyo^{1*}, Diego Andrés Pacheco¹ and Leah S. Dudley^{2,3}

¹Instituto de Ecología y Biodiversidad, Casilla 653, Santiago, Chile

²Departamento de Ciencias Ecológicas, Facultad de Ciencias, Universidad de Chile, Casilla 653, Santiago, Chile

³Biology Department, University of Wisconsin-Stout, Menomonie, WI 54751

Received: 10 January 2017 **Editorial decision:** 1 September 2017 **Accepted:** 17 October 2017 **Published:** 21 October 2017

Associate Editor: W. Scott Armbruster

Citation: Arroyo MTK, Pacheco DA, Dudley LS. 2017. Functional role of long-lived flowers in preventing pollen limitation in a high elevation outcrossing species. *AoB PLANTS* 9: plx050; doi: 10.1093/aobpla/plx050

Abstract. Low pollinator visitation in harsh environments may lead to pollen limitation which can threaten population persistence. Consequently, avoidance of pollen limitation is expected in outcrossing species subjected to habitually low pollinator service. The elevational decline in visitation rates on many high mountains provides an outstanding opportunity for addressing this question. According to a recent meta-analysis, levels of pollen limitation in alpine and lowland species do not differ. If parallel trends are manifested among populations of alpine species with wide elevational ranges, how do their uppermost populations contend with lower visitation? We investigated visitation rates and pollen limitation in high Andean *Rhodolirium montanum*. We test the hypothesis that lower visitation rates at high elevations are compensated for by the possession of long-lived flowers. Visitation rates decreased markedly over elevation as temperature decreased. Pollen limitation was absent at the low elevation site but did occur at the high elevation site. While initiation of stigmatic pollen deposition at high elevations was not delayed, rates of pollen arrival were lower, and cessation of pollination, as reflected by realized flower longevity, occurred later in the flower lifespan. Comparison of the elevational visitation decline and levels of pollen limitation indicates that flower longevity partially compensates for the lower visitation rates at high elevation. The functional role of flower longevity, however, was strongly masked by qualitative pollen limitation arising from higher abortion levels attributable to transference of genetically low-quality pollen in large clones. Stronger clonal growth at high elevations could counterbalance the negative fitness consequences of residual pollen limitation due to low visitation rates and/or difficult establishment under colder conditions. Visitation rates on the lower part of the elevational range greatly exceeded community rates recorded several decades ago when the planet was cooler. Current pollen limitation for some species in some habitats might underestimate historical levels.

Key words: Alpine; Amaryllidaceae; Andes; floral senescence; flower longevity; flower visitation rates; global warming; low-quality pollen; pollen limitation; *Rhodolirium montanum*.

Introduction

A plant is said to be pollen limited when its fruit or seed set falls below the maximum a plant's resources can sustain as a result of insufficient availability of

pollen (Burd 1994; Larson and Barrett 2000; Ashman *et al.* 2004; Knight *et al.* 2005). Insufficient pollen can result from pollinator fluctuation driven by climatic factors such as inclement weather (Arroyo *et al.*

*Corresponding author's e-mail address: southern@uchile.cl

© The Author(s) 2017. Published by Oxford University Press on behalf of the Annals of Botany Company.

This is an Open Access article distributed under the terms of the Creative Commons Attribution License (<http://creativecommons.org/licenses/by/4.0/>), which permits unrestricted reuse, distribution, and reproduction in any medium, provided the original work is properly cited.

1985; Corbet 1990; McCall and Primack 1992; Totland 1994; Torres-Díaz et al. 2007; Tuell and Isaacs 2010; Fulkerson et al. 2012). Competition for pollinators among co-flowering species (Bell et al. 2005; Vamosi et al. 2013), inefficient pollen transfer by low-quality pollinators (Gómez et al. 2007) and heterospecific pollen transfer (Morales and Traveset 2008; Tur et al. 2016) are other sources of pollen deficits. Deposition of genetically low-quality pollen on stigmas can lead to qualitative as opposed to quantitative pollen limitation (Aizen and Harder 2007; Harder and Aizen 2010; Arceo-Gómez and Ashman 2014). This source of pollen limitation is more difficult to detect but can be significant. In addition to these various extrinsic factors, absolute levels of pollen limitation are shaped by breeding system (Larson and Barrett 2000; Knight et al. 2005; Vamosi et al. 2013), ovule bet-hedging (Burd 1995; but see Rosenheim et al. 2016), and parental optimism (Rosenheim et al. 2014). Persistent pollen limitation can threaten population persistence (e.g. Robertson et al. 1999; Pattemore and Anderson 2013). Consequently, in outcrossing species habitually subject to low pollen availability, we expect to find functional traits or adaptations leading to the avoidance of strong pollen limitation.

In the alpine zone above the treeline, where air temperature descends at an average global rate of 6.0 K per 1000 m increase in elevation (Körner 2003), flower-visitiation rates are known to decline with increasing elevation (Arroyo et al. 1982, 1985; Arroyo and Squeo 1990; Bingham and Orthner 1998). However, while many alpine species show some pollen limitation (e.g. Galen 1985; Elberling 2001; Totland and Sottocornola 2001; Kasagi and Kudo 2003; Muñoz and Arroyo 2006; Torres-Díaz et al. 2011; Ai et al. 2013; Lázaro et al. 2015), a meta-analysis found no difference in the intensity of pollen limitation between alpine and lowland species (García-Camacho and Totland 2009; see also Lázaro et al. 2015). This result suggests that an analogous trend could be expected among populations of outcrossing alpine species situated at different elevations above the treeline. That is, if alpine and lowland species, in general, do not differ in pollen limitation, individual populations of alpine species found along the elevational gradient above the treeline are not expected to either in spite of demonstrated decreases in visitation rates from the treeline upwards. Under these circumstances we expect alpine species to possess traits that enable their high elevation populations to overcome pollen limitation. Understanding how outcrossing species avoid pollen limitation in the alpine could shed light on how species in other habitats characterized by harsh conditions for

pollinators (e.g. Arctic, tropical cloud forests) deal with this problem.

High elevation populations of alpine species could avoid excessive pollen limitation via the possession of long-lived flowers (Arroyo et al. 1981, 1985, 2006; Primack 1985; Bingham and Orthner 1998; Steinacher and Wagner 2010; Torres-Díaz et al. 2011). This hypothesis, coined the ‘increased pollination probability hypothesis’ (Arroyo et al. 2006), sees long-lived flowers allowing a plant to ‘sit and wait’ for greater amounts of time to be visited when pollinators are scarce (cf. Ashman et al. 2004). Long-lived flowers are an intrinsic property of some alpine species (Steinacher and Wagner 2010; Torres-Díaz et al. 2011; Pacheco et al. 2016). Although potential flower longevity (measured in pollinator-excluded flowers) does not necessarily increase with elevation in such species, compensation of lower visitation rates at higher elevations can be expected. High seed set in some high nival plants with fairly long-lived flowers is associated with pollen deposition over several days of the flower life span (Wagner et al. 2016). In some alpine species, potential flower longevity increases with elevation (Utelli and Roy 2000; Blionis and Vokou 2001; Giblin 2005; Duan et al. 2007; Ai et al. 2013; Trunschke and Stöcklin 2016). Such increases could be the result of selection on flower longevity (Utelli and Roy 2000), but in many cases are likely to be the result of the plastic extension of the flower lifespan under cooler temperatures and which can compensate for slower pollination (cf. Arroyo et al. 2013).

Our goals were to compare elevational trends in flower-visitiation rates and pollen limitation and to examine the functional role of a species’ intrinsically long-lived flowers in compensating for lower visitation rates at high elevations in the high Andes of central Chile. We used *Rhodolirium montanum* (Amaryllidaceae) as a focal species. Like many amaryllids (e.g. Arroyo and Dafni 1995; Baker et al. 2000), *R. montanum* is characterized by large long-lived flowers (Pacheco et al. 2016). If flower longevity compensation occurs at higher elevations in *R. montanum*, levels of seed set should be greater than expected from the depression in visitation rates. Because we expect lower flower visitation rates at higher elevation, stigmatic pollen deposition should commence later in the flower lifespan and/or occur in smaller daily dosages. Under slower or less intense pollination, given that pollination provokes floral senescence (Lundemo and Totland 2007; Castro et al. 2008; Shahri and Tahir 2011; Arroyo et al. 2013), we expect realized flower longevity to become more prolonged with increasing elevation. The overall aims were to investigate whether pollen limitation remains constant over

the elevational range of *R. montanum* as occurs at a large spatial scale for alpine versus lowland species, and to shed light upon the functional role of flower longevity in compensating for lower visitation rates at the higher elevations.

Methods

Study species and area

Rhodolirium montanum (syn: *Rhodophiala rhodolirion*) is a large-flowered, high elevation Andean geophyte (Fig. 1). In the Farellones-Valle Nevado area (33° Latitude S) where the present work took place, *R. montanum* is distributed over 1400 m of elevation (1800–3200 m a.s.l.). *R. montanum* becomes increasingly clonal with elevation. Single-bulbed individuals are commonly found on the lower end of the elevational range but become increasingly rare as elevation increases. Genets comprising up to 21 loosely connected flowering bulbs have been found in the upper part of the elevational range (D. Pacheco, unpubl. data). Each large bulb produces a robust peduncle supporting a single (rarely two) nectarless flowers. *R. montanum* is partially self-compatible, strongly herkogamous and mostly outcrossing (Ladd and Arroyo 2009; Pacheco et al. 2016). Elevational tendencies in potential flower longevity measured in pollinator-excluded flowers have been extensively studied by Pacheco et al. (2016). In more normal years, mean potential flower longevity stands at 8.1 days and does not vary with elevation. Some individual flowers have been reported to remain open up to 16 days. However, in dry years, by default, potential flower longevity becomes longer at the higher elevations as result of a plastic shortening of the flower lifespan due to intensive soil drying at lower elevation. Open-pollinated flowers have been reported to remain open 7.7 days (Ladd and Arroyo 2009). This exceeds the average realized flower longevity for non-asteraceous species in the central Chilean Andes (Primack 1985). Stigmas remain receptive for at least 7 days [see Supporting Information—Figure S1]. Anthers contain large pollen grains which are easily distinguished on stigmas with a hand-lens (Ladd and Arroyo 2009). Flowers are pollinated by *Megachile saulcyi* (Megachilidae) (Ladd and Arroyo 2009). This bee uses *Adesmia coronilloides* and *Phacelia secunda* as its main nectar sources.

The present study took place in the 2014–15 austral summer on three sites located between 2350 and 3075 m a.s.l. (see Table 1 for site details). Potential flower longevity measured over the same summer on these study sites can be found in Table 1. Earlier work on *R. montanum* in the same general area failed to detect pollen limitation (Ladd and Arroyo 2009). However, in that



Figure 1. *Rhodolirium montanum* (Amaryllidaceae). Image: from Pacheco et al. (2016).

study, the sample sizes were severely reduced by browsing cattle and elevational variation in pollen limitation was not addressed.

Flower visitation. We quantified flower visitation rates across the whole flowering season on each site. Individual sites were visited at 3-day intervals. Each day two (exceptionally one) 2 m × 2 m plots were observed by separate observers, each for two 20 min periods per hour from 0900 to 1800 h irrespective of weather conditions. Plots on a site were relocated on new observation days to cover local variation. Total observation days per site were five (HIGH, MID) and six (LOW). We recorded the total number of open flowers, all visits to those flowers, and visitor identity. Total 20 min observations were LOW = 215; MID = 175; and HIGH = 162. To investigate the relationship between flower visitation rates and temperature, we obtained air temperature from shaded Hobos (Onset Computer Corp., Cape Cod, MA) set up at 15 cm.a.g.l to capture temperature conditions around flowers.

Pollen limitation. We measured pollen limitation with the standard supplemental pollination method. Pairs of genets were haphazardly selected with one fresh flower marked per genet. The flowers were randomly assigned to a control and a supplemental pollination treatment. Supplemented flowers were pollinated with a mixture of fresh pollen obtained from a minimum of three distant plants. Total numbers of pollination days—pairs of flowers per site were 9–165 (LOW); 10–174 (MID); and 9–114 (HIGH). Final sample sizes discarding losses were LOW: control = 156, supplemented = 147; MID: control = 109, supplemented = 128; and HIGH: control = 96, supplemented = 92. The single-flowered bulbs of *R. montanum* are essentially independent physiological units. Consequently, our study qualifies as a whole-plant pollen limitation study.

Table 1. Potential flower longevity (measured in pollinator-excluded flowers), realized flower longevity (measured in open-pollinated flowers) and the ratio of realized to potential flower longevity in *Rhodolirium montanum* at three elevations in the high central Chilean Andes (33° S) along with site characteristics. Different letters for realized flower longevity indicate significant differences. Potential flower longevity, measured on the same sites and for the same summer season, is from Pacheco et al. (2016); differences between potential longevity for all pairs of sites were significant.

Site	Altitude (m a.s.l.)	Vegetation characteristics	Mean potential flower longevity in days	Realized flower longevity in days, mean \pm SE	Ratio realized: potential flower longevity
LOW	2350	Subalpine belt immediately above the treeline	5.7	3.60 ^a \pm 0.146 (N = 53)	0.63
MID	2650	Transition between the subalpine and high alpine belts	6.3	4.75 ^b \pm 0.170, (N = 57)	0.75
HIGH	3075	High alpine belt	7.8	5.20 ^b \pm 0.208, (N = 55)	0.67

Total ovules and good seed were counted for all retrieved fruits. With the aim of comparing abortion levels in the control and pollen-supplemented flowers, for large sets of fruits we further separated the ovules that had not matured into good seed into (i) unfertilized ovules and (ii) abortions. Small aborted embryos could be seen in intermediate-sized fertilized ovules. For the detection of early abortions we relied on ovule size and shape.

Pollen deposition on stigmas and realized flower longevity. To detect when pollen first appeared on stigmas in the flower lifespan and pollen dosage intensities we examined flowers for conspecific pollen deposition. Observations were made on 60 haphazardly selected genets per site in the middle of the flowering season over the same dates. One flower bud was selected per genet. As the flowers opened, we established the first day upon which they received pollen by checking their stigmas with a $\times 40$ bright hand lens early in the morning before bees became active. Final sample sizes, discarding damaged flowers, were LOW: N = 55; MID: N = 57; and HIGH: N = 55. Because the main aim was to detect if stigmatic pollen deposition is delayed at higher elevations, individual stigmas were no longer observed once they had received some pollen. To compare pollen dosage levels at different elevations, we visually estimated the amount of pollen deposited on individual stigmas according to the following coverage categories: 1 = no conspecific pollen received, 2 = up to $\frac{1}{4}$; 3 > $\frac{1}{4}$ – $\frac{1}{2}$; 4 \geq $\frac{1}{2}$ – $\frac{3}{4}$; 5 \geq $\frac{3}{4}$. Pollen loads correspond to visits made over a single day. Thus, the amount of pollen recorded provides an estimate of pollen dosage intensity.

To determine whether pollen deposition ceased progressively later in the flower lifespan with increasing elevation we determined how long open-pollinated flowers remained open. Realized flower longevity was obtained

from anthesis and floral senescence dates recorded in the field on the same three sets of 60 flowers. As noted earlier, potential flower longevity in the year of study was reduced at low elevation due to soil drying. Realized flower longevity could also be affected at low elevation if soil drying hastens post-pollination senescence. We therefore also calculated the ratio of realized to potential flower longevity for each site (Table 1), which under flower longevity compensation is expected to increase with elevation.

The timing of floral senescence following pollination varies among species (O'Neill 1997; van Doorn 1997). We carried out complementary hand-pollination experiments (on HIGH and LOW) to determine whether realized flower longevity provides a precise proxy for when stigmatic pollen deposition terminates in a flower. Rapid closure of flowers after ample hand-pollination would indicate flower senescence is strongly pollination-triggered and a high level of precision. On each site, 70 pollinator-excluded flowers (one per genet) were assigned to seven equal-sized groups for pollination on successive days after anthesis. We pollinated stigmas with a mixture of fresh pollen obtained from distant genets. We monitored the pollinator-excluded stigma cohorts until floral senescence. This allowed us to obtain the number of additional days flowers remained open after they had been pollinated.

Data analysis. Visitation rates were expressed as the total number of visits per 20 min divided by the total number of flowers observed. To depict daily variation in visitation rates, we calculated hourly median visitation rates and temperatures 0900–1800 h. We averaged the two simultaneous 20 min observations. To detect site differences in flower visitation rates and their relationship with temperature we calculated mean overall daily visitation rates and mean daily temperatures.

Daily visitation rates were analysed with a negative binomial model with site as a categorical variable using the MASS package (Venables and Ripley 2002). To investigate whether temperature explains variation in visitation rates among sites, we developed a second model in which temperature was included as a covariate.

For pollen limitation, differences in plant density among sites and variation in available flowers over the season made it impossible to maintain a standard distance between control and supplemental flowers as was originally planned. We, therefore, analysed our data in a non-paired design, using the seed/ovule ratio. Pollen limitation was analysed with a Zero-Inflated Negative Binomial (ZINB) model (Hilbe 2014). This model is appropriate when there are large numbers of zeros due to lack of pollination or total fruit abortion. Treatment (control, supplemental pollination) and site (HIGH, MID, LOW) were considered as categorical variables. Data were analysed with the *pscl* package (Jackman 2015) which uses the Zeileis et al. (2008) *zeroinfl* function. We also compared the proportions of flowers setting fruit in the control and pollen-supplemented flowers with the Z-test for proportions. Abortion levels for control versus pollen-supplemented flowers were analysed with the Mann-Whitney *U* test.

To visualize differences among sites regarding when stigmatic pollen deposition commences in the flower lifespan we calculated the proportions of monitored flowers that had failed to receive conspecific pollen on increasing numbers of days after anthesis. To compare pollen dosage intensities, the frequencies of stigmas in

the different pollen coverage categories were analysed with Pearson's χ^2 test. Realized flower longevity was analysed with the Kruskal-Wallis test. We used Dunn's test for multiple comparisons with the Bonferroni correction for *a posteriori* comparisons among pairs of sites. The number of days flowers remained open after pollination in relation to flower age at the time of hand-pollination was depicted graphically.

Models and statistical tests were performed in R version 3.3.2. (R Core Team 2016).

Results

Flower visitation rates

We registered a total of 4377 flower visits across the three sites. *Megachile saulcyi* was by far the most important pollinator (96.16 % of visits). A second *Megachile* species (*M. semirufa*), found almost exclusively on HIGH, contributed a mere 0.32 % of the visits. Small percentages of visits were registered for other hymenopterans (0.16 %), dipterans (3.18 %), coleopterans (0.11 %) and lepidopterans (0.07 %).

As expected, temperature decreased notably with elevation (Fig. 2). Mean hourly temperature around flowers rose to over 25 °C after midday on LOW (Fig. 2), but never beyond 20 °C on HIGH. Visitation tended to commence later in the morning and tapered off earlier in the afternoon as elevation increased. Moreover, temperature for any given hour of the day was more variable with increasing elevation.

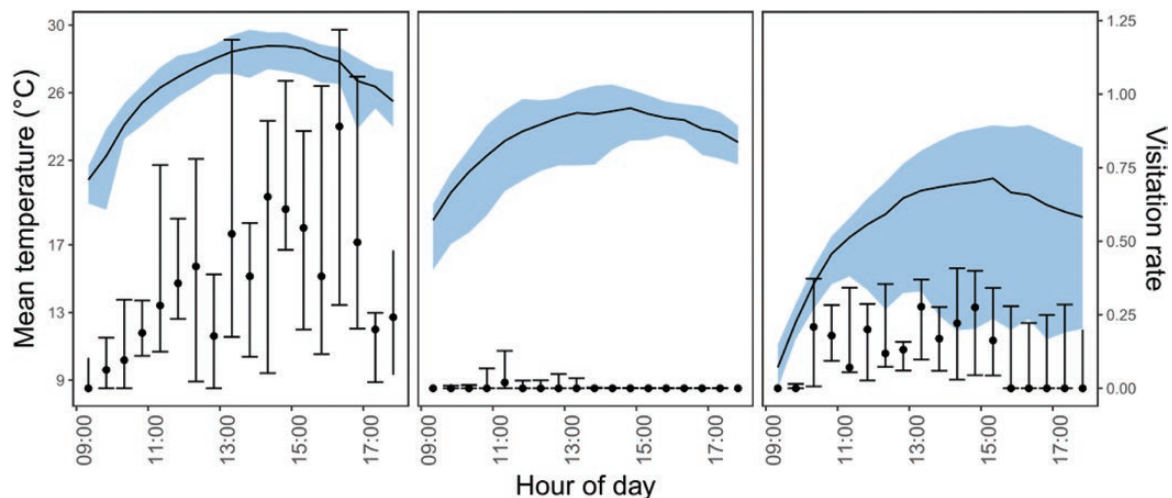


Figure 2. Mean median daily flower visitation rate (number of visits per flower per 20 min) (points) and mean daily temperature at 15 cm a.g.l. (continuous line) according to hour of the day on three sites representing *Rhodolirium montanum*'s elevational range in the central Chilean Andes. See Table 1 for site details. Vertical bars give the first and third quartile for visitation rates. Blue shading portrays the difference between maximum and minimum temperatures recorded hourly over the day. See text for sample sizes.

Mean visitation rates and temperatures for sites are shown in Fig. 3. Site had a significant effect on mean daily visitation rate (log likelihood ratio = 122.19, $P < 0.001$), with all differences between pairs of sites being significant: HIGH versus LOW ($Z = -3.999$, $P < 0.0005$); HIGH versus MID ($Z = 8.033$, $P < 0.0001$); MID versus LOW ($Z = -6.960$, $P < 0.0001$). The mean daily visitation rate on LOW (0.47 visits flower⁻¹ 20 min⁻¹) was 2.5 times greater than on HIGH (0.19 visits flower⁻¹ 20 min⁻¹), signifying that visitation rates on HIGH declined by 59.6 %. These visitation rates translate to 12.7 and 5.1 visits per flower per day (including revisits), respectively (calculated from the mean visitation rate and a 9-h pollination day). The mean daily visitation rate on MID (0.02 visits flower⁻¹ 20 min⁻¹, equivalent to 0.54 visits per flower per day), contrary to prediction given its intermediate position on *R. montanum*'s elevational range, was exceedingly low. Comparatively speaking, flower visitation rates on LOW and HIGH were 23.5 and 9.4 times higher than on MID, respectively.

Upon including temperature as a covariate in the model, the difference in visitation rates for HIGH and LOW disappeared (Contrast of marginal means = 0.482 [visits flower⁻¹ 20 min⁻¹]; $Z = 1.146$, $P = 0.4860$) suggesting, that, as expected, temperature was probably responsible for the difference in visitation rates among these sites. However, temperature could not explain the MID visitation rates (LOW vs MID: Contrast of marginal means = 3.311 [visits flowers⁻¹ 20 min⁻¹]; $Z = -5.406$, $P < 0.0001$; HIGH vs MID: Contrast of marginal means = 3.792 [visits flowers⁻¹ 20 min⁻¹]; $Z = 6.000$, $P < 0.0001$). This result indicated that some other factor was responsible for the unusually low visitation rates on MID.

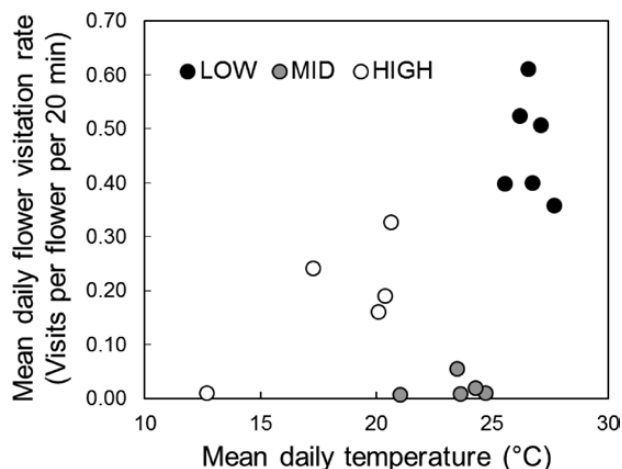


Figure 3. Mean flower visitation rates compared with mean temperature on each day of pollinator observation on three sites representing the elevational range of *Rhodolirium montanum* in the high central Chilean Andes. See Table 1 for site details.

Pollen limitation

Supplemental pollination failed to increase the seed/ovule ratio on LOW, revealing the absence of pollen limitation on the lower part of the elevational range (Fig. 4). On HIGH, supplemental pollination increased seed set by 53 %, while on MID this figure rose to 99 %, indicating considerable pollen limitation on the two higher sites, and especially on MID. In agreement with these results, the proportion of pollen-supplemented flowers forming fruits did not exceed that of control flowers on LOW ($Z = 0.3804$, $P = 0.704$), whereas differences were significant on MID ($Z = 3.702$, $P < 0.001$) and HIGH ($Z = 2.249$, $P < 0.05$). These last results suggest that failures in pollination or in pollen tubes reaching the ovary contributed to pollen limitation on these two sites. In general, we observed high levels of embryo and seed abortion both in the control and pollen-supplemented flowers, increasing with elevation (Table 2). Abortion levels on LOW were not significantly different between control and supplemented flowers. With increasing elevation, however, there was a distinct tendency for more abortion in the control flowers than in the supplemented flowers (Table 2). Higher abortion levels in the controls occurred precisely where *R. montanum* forms large clones.

Pollen deposition on stigmas and realized flower longevity

Proportions of stigmas that failed to receive conspecific pollen with increasing time after anthesis (Day 1) and pollen dosage intensities on stigmas are shown in Fig. 5.

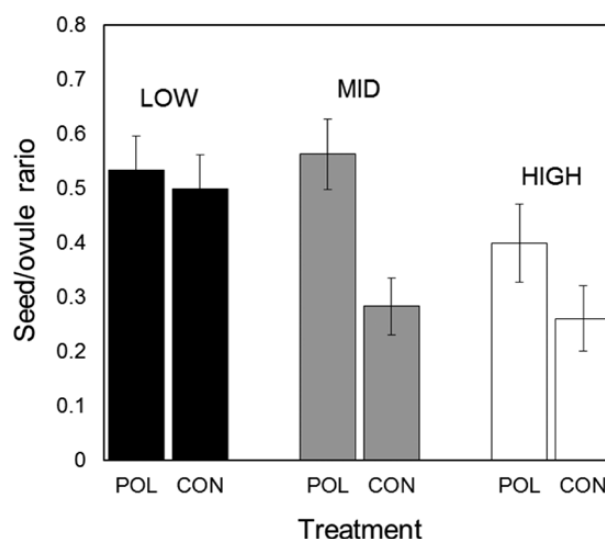


Figure 4. Seed/ovule ratio in control (CON) and supplementally pollinated flowers (POL) on three sites representing *Rhodolirium montanum*'s elevational range in the Andes of central Chile. Vertical bars = confidence interval of the mean.

Table 2. Early embryo and seed abortion levels in fruits for control and pollen-supplemented flowers of *Rhodolirium montanum* on three high Andean sites. See Table 1 for elevations of sites.

Site	Control, mean \pm SE	Pollen supplemented, mean \pm SE	Mann-Whitney <i>U</i> test
LOW	43.06 \pm 4.567 (N = 54)	37.08 \pm 5.189 (N = 35)	<i>P</i> = 0.352
MID	60.12 \pm 5.136 (N = 38)	38.32 \pm 4.915 (N = 48)	<i>P</i> = 0.004
HIGH	59.09 \pm 3.789 (N = 62)	49.59 \pm 3.738 (N = 73)	<i>P</i> = 0.060

Pollen dosage intensity was heterogeneous among sites ($\chi^2 = 8$, $P < 0.0001$). On all sites, receipt of initial pollen on stigmas occurred over several days of the flower life-span. At both the HIGH and LOW sites, high proportions of the stigmas began receiving pollen on the first day of anthesis and within 4 days all flowers had received a first dose of pollen. Although HIGH-site flowers were visited relatively earlier, pollen dosage intensities on stigmas were lower (Fig. 5) signifying fewer visits on a given day. The pattern of pollen deposition for MID flowers was strikingly different (Fig. 5). Here flowers began to receive pollen much more gradually to the extent that fully 49.1 % of the flowers failed to receive pollen by the time of closure. Not surprisingly, reflecting the very low visitation rates on this site, pollen dosage intensity on MID stigmas was lowest.

Site had a significant effect on realized flower longevity (Kruskal-Wallis $\chi^2 = 39.471$, $df = 2$, $P < 0.0001$) (Table 1). Realized flower longevity on HIGH was

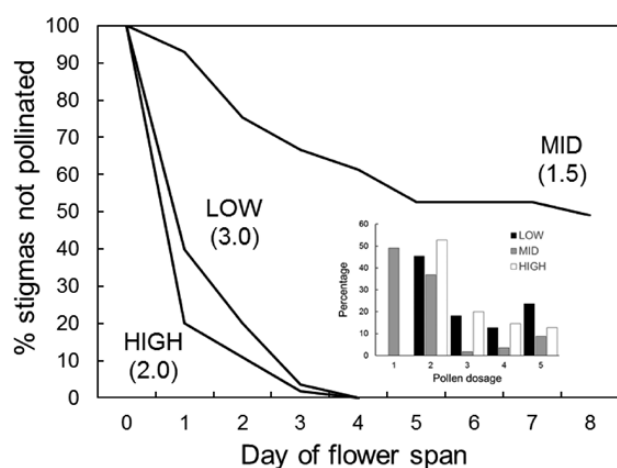


Figure 5. Percentages of monitored open-pollinated flowers on three sites representing *Rhodolirium montanum*'s elevational range that had not received conspecific pollen on their stigmas on increasing numbers of days as of anthesis together with corresponding median pollen dosage intensity levels (numbers below site names) for each site. For flower age, 1 = day of anthesis, and successively; 0 = flower still not open. Inset gives the frequency distribution of pollen dosage levels. See methods for explanation of pollen dosage intensity levels.

significantly greater than on LOW ($P < 0.0001$), indicating that, although HIGH flowers received less pollen over a day of visitation, on average they would have continued receiving pollen until later in their flower lifespans. Nevertheless, in view of the persistent pollen limitation at this elevation, the total amount of pollen received over the flower lifespan was evidently insufficient to achieve the maximum physiological seed set as occurred at LOW. Realized flower longevity was significantly shorter at LOW than at MID ($P < 0.0001$), but this was not the case for MID versus HIGH ($P = 0.3700$). In agreement with the much lower MID visitation rates, the ratio of realized to potential flower longevity for this site was higher than for both LOW and HIGH (Table 1). LOW exhibited the lowest ratio of all sites.

Results of the hand-pollination experiment designed to ascertain how quickly flowers close after an initial pollination event are shown in Fig. 6. Flowers pollinated on the day of anthesis (Day 1) remained open for means of 3.7 (LOW) and 3.8 (HIGH) additional days. These results (considering copious pollen was applied to stigmas), indicate a fairly mild effect of pollination on floral senescence and suggest initial deposition of pollen

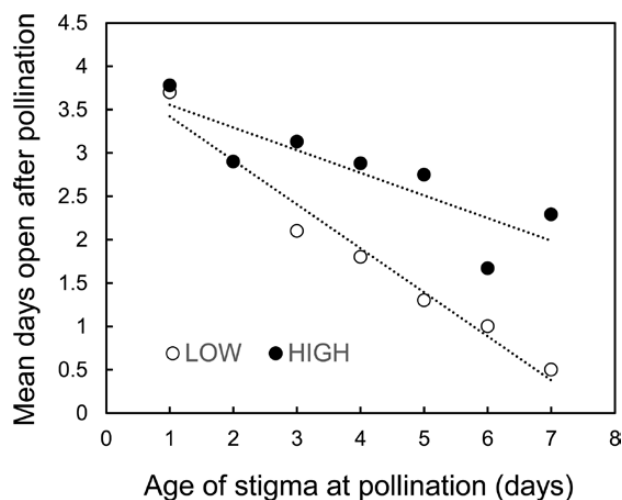


Figure 6. Mean number of days flowers continued to remain open following hand-pollination on the lower (LOW) and upper (HIGH) extremes on the elevational range of *Rhodolirium montanum*. The dotted lines show the general tendencies for the two elevations.

on stigmas would not have precluded receipt of additional pollen later. There was a tendency for flowers to remain open for fewer additional days after pollination when they were pollinated later in their life-spans. This trend was more notable on LOW. Overall, flower longevity (mean \pm 1 SE) for the full sets of hand-pollinated flowers (LOW: 5.64 ± 0.158 ; HIGH: 6.67 ± 0.236) was as expected, shorter than potential flower longevity (cf. Table 1).

Discussion

Here, we set out to determine whether pollen limitation intensity remains invariant over the elevational range of a high Andean outcrossing amaryllid, in spite of an expected decrease in flower visitation rates due to rapidly declining air temperatures above the treeline as shown earlier at a community level on our study sites (Arroyo et al. 1985). We hypothesized that similar levels of pollen limitation could be maintained over the elevational range on account of our focal species possession of intrinsically long-lived flowers. According to this hypothesis, we expected pollen deposition on stigmas at high elevation to commence and terminate later in the flower lifespan and/or to occur in smaller daily doses. The weight of the evidence points to partial flower longevity compensation of lower visitation rates at high elevation in *R. montanum*. However, such compensation does not translate into a commensurate reduction in overall pollen limitation due to additional qualitative pollen limitation at higher elevations.

On the lower end of the range we found high visitation rates and a complete absence of pollen limitation. Relative to the lowest site, our highest site experienced a 60 % decrease in visitation rates which was associated with substantial pollen limitation. Visitation rates were exceedingly low, and pollen limitation was very high in the middle of the range. That site turned out to be anomalous due to heavy grazing on the key nectar plant (*Adesmia coronilloides*) of *R. montanum*'s main pollinator which significantly lowered bee abundance.

With total flower longevity compensation of the lower visitation rates on the upper part of the range, we expected supplemental pollination to produce no increase in seed set over the controls. This was evidently not the case. At the other extreme, under no flower-longevity compensation, supplemental pollination should have led to a 60 % increase in seed set over that in the controls. Supplemental pollination on the high site boosted seed set by 53 %. This implies a negligible 7 % reduction in pollination limitation attributable to the flower longevity effect. This estimate assumes that visitation levels on the lower part of *R. montanum*'s

elevational range are not higher than required for maximum seed set. At present, we have no way of telling whether this assumption is valid. The 7 % estimate, however, assumes flower visitation rates to be the only factor driving pollen limitation in *R. montanum*.

Our results suggest that some of the pollination limitation at high elevations may reflect qualitative (as opposed to more typical quantitative) pollen limitation caused by the deposition of genetically low-quality pollen on stigmas (cf. Ramsey and Vaughton 2000; Thomson 2001; Finer and Morgan 2003; Aizen and Harder 2007). We found a general tendency for increased levels of abortion with increasing elevation in *R. montanum*, which is common in alpine species (Körner 2003). Of far greater relevance in the present context are the higher levels of abortion in control flowers compared to pollen-supplemented flowers on the two highest sites where *R. montanum* is strongly clonal. Such higher levels of abortion are best explained by geitonogamous selfing on a partially self-compatible plant (cf. Cosacov et al. 2008; Hu et al. 2015). Pollen-supplemented flowers would have been less susceptible to receiving genetically low-quality pollen because the pollen used came from distant and likely genetically distinct plants, and hence the lower abortion levels. Wirth et al. (2010) provided good genetic evidence for geitonogamous pollination in the alpine cushion plant *Eritrichium nanum*, a species characterized by large numbers of simultaneously blooming flowers.

To arrive at the real level of longevity compensation for low visitation rates at high elevations, qualitative pollen limitation must be factored out. When this is done by increasing seed set to equal abortion levels in the control and supplemented flowers (obtained by reducing abortion levels in the controls by 9.5 %), the increase in seed set with supplemental pollination on the upper part of the elevational range decreases from 53 % to 37 %. Accordingly, the estimated buffering effect of long-lived flowers on the lower visitation rates rises to 23 %. Based on these calculations, *R. montanum*'s long-lived flowers are seen to partially compensate the 60 % reduction in lower visitation rates at high elevations. However, this not insignificant flower longevity benefit is not immediately obvious because it is strongly masked by apparent qualitative pollen limitation.

Partial flower longevity compensation of quantitative pollen limitation was also supported by patterns of stigmatic pollen deposition patterns and realized flower longevity. Although pollen deposition tended to begin early on stigmas on the upper end of the range, pollen dosage intensity here was lower. This is not surprising in view of the much lower number of visits received by individual flowers over a day at high elevations, as per the

flower visitation rates. High-elevation open-pollinated flowers (realized flower longevity) did indeed remain open for longer than their low elevation counterparts, as was expected under flower longevity compensation. This is consistent with pollination deposition occurring over a larger part of the flower lifespan at high elevation. Flowers that remain open after an initial pollination event, as occurs in *R. montanum*, allow multiple pollinator visits, thereby increasing the number of pollen donors and obtaining the resultant benefits of pollen competition (Kalla and Ashman 2002). Nevertheless, although later pollen deposition would have been possible at high elevation, given the dynamics of post-pollination floral senescence in *R. montanum*, realized flower longevity cannot provide a precise answer regarding when pollen deposition ceased in the flower lifespan in the high elevation flowers, nor for that matter in the low elevation flowers.

Qualitative pollen limitation driven by extensive clonal growth at high elevations in *R. montanum* is one of the more interesting findings coming out of our study. Clonal growth facilitates persistence under suboptimal environmental conditions (Kudoh et al. 1999; Erikson and Ehrlén 2001). It simultaneously promotes increased attraction of pollinators by providing larger floral displays (Harder and Barrett 1996; Vallejo-Marín et al. 2010). The last effect should be advantageous for securing mates when visitation rates are low as occurs at high elevation. Such advantages contrast with the disadvantages coming from lower adaptability to changing environmental conditions, and, as seen in *R. montanum*, a propensity for geitonogamous selfing in species with some self-compatibility leading to seed discounting. Stronger clonal growth at high elevations in *R. montanum* would tend to counteract lower fitness due to residual pollen limitation driven by low visitation rates not compensated by flower longevity. However, clonal growth is also expected when environmental conditions are limiting for germination and establishment, as a lack of young plants on the upper part of *R. montanum*'s range seems to indicate. These factors would reinforce each other and be conducive to the selection for extensive clonal growth at higher elevations. Overall, in *R. montanum*, the long-term fitness gains of clonal growth in the harsh alpine environment appear to outweigh the seasonal fitness losses coming from quantitative and qualitative pollen limitation combined, to the extent that both sources of pollen limitation are tolerated. Many alpine species are clonal (Keller and Vittoz 2015) or form flat cushions (Aubert et al. 2014) that bear large numbers of synchronously open flowers and thus are susceptible to geitonogamous pollen transfer. Combinations of quantitative and qualitative pollen limitation thus are likely to be common in alpine species and come under distinct guises (cf. Kasagi and Kudo 1993).

The mean visitation rate recorded on our lower site was about six times the community average reported in the same general area several decades ago (Arroyo et al. 1985). The central Chilean Andes warmed by about 0.28 °C per decade from 1979 to 2006 (Falvey and Garreaud 2009) signifying close to a 1 °C increase in temperature. Are current visitation rates and levels of pollen limitation in *R. montanum* representative of historical levels before the onset of global warming? According to the effect size coming out of the analysis of visitation rates in relation to temperature, a 1 °C temperature increase should have boosted flower visitation rates in *R. montanum* by 19 %. Current levels of pollen limitation thus could be lower than historical levels. Nevertheless, under cooler conditions, in species with long-lived flowers, pollen deposition could have been spread out over a larger portion of the flower lifespan and thereby partially compensate the historically lower visitation rates.

Conclusions

The much lower visitation rates in the upper part of *R. montanum*'s elevational range are only partially offset by its long-lived flowers. The benefits of flower longevity compensation at high elevation are largely obscured by qualitative pollen limitation attributable to the transference of genetically low-quality pollen on large clones which increases the level of pollen limitation over that driven by lower visitation rates. The long-term fitness benefits of clonal growth in the harsh alpine environment appear to outweigh the seasonal fitness losses associated with quantitative pollen limitation to the extent that additional qualitative pollen limitation is tolerated. Overall, the elevational trend in pollen limitation in *R. montanum* is not analogous to that revealed for alpine versus lowland species as per the García-Camacho and Totland (2009) meta-analysis. Pollination limitation measured appropriately across the entire flowering season and elevational ranges in other alpine species might show a similar departure. Finally, current levels of pollen limitation in alpine and other species might not always represent historical levels before global warming. The latter has implications for understanding traits that avoid pollen limitation, given that what we see today could have evolved under different environmental conditions.

Sources of Funding

This work was supported by grants Fondecyt 1140541 to M.T.K.A. and ICM-MINECON P05-002 and PBF-23 to the Instituto de Ecología y Biodiversidad. D.A.P was supported by a CONICYT-PCHA/Magíster Nacional/2013—22131579 Fellowship.

Contributions by the Authors

M.T.K.A., D.A.P. and L.S.D. designed the research; M.T.K.A., D.A.P. and L.S.D. performed the field work; D.A.P. and M.T.K.A. analysed the data; M.T.K.A., D.A.P. and L.S.D. wrote the paper.

Acknowledgements

We are grateful to Ricardo Margulis and Humberto Gallardo for permission to work on the study sites. We thank several student assistants for their dedicated work in the field. The Valle Nevado Ski Club is thanked for its collaboration.

Conflicts of Interest

None declared.

Supporting Information

The following additional information is available in the online version of this article—

Figure S1. Duration of stigma receptivity in *Rhodolirium montanum* based on levels of pollen germination on stigmas of different ages (days).

Literature Cited

- Ai H, Zhou W, Xu K, Wang H, Li D. 2013. The reproductive strategy of a pollinator-limited Himalayan plant, *Incarvillea mairei* (Bignoniaceae). *BMC Plant Biology* **13**:195.
- Aizen MA, Harder LD. 2007. Expanding the limits of the pollen-limitation concept: effects of pollen quantity and quality. *Ecology* **88**:271–281.
- Arceo-Gómez G, Ashman TL. 2014. Coflowering community context influences female fitness and alters the adaptive value of flower longevity in *Mimulus guttatus*. *The American Naturalist* **183**:E50–E63.
- Arroyo J, Dafni A. 1995. Variations in habitat, season, flower traits and pollinators in dimorphic *Narcissus tazetta* L. (Amaryllidaceae) in Israel. *New Phytologist* **129**:135–145.
- Arroyo MTK, Armesto JJ, Villagrán C. 1981. Plant phenological patterns in the high Andean cordillera of central Chile. *Journal of Ecology* **69**:205–223.
- Arroyo MTK, Primack R, Armesto J. 1982. Community studies in pollination ecology in the high temperate Andes of central Chile. I. Pollination mechanisms and altitudinal variation. *American Journal of Botany* **69**:82–97.
- Arroyo MTK, Armesto JJ, Primack RB. 1985. Community studies in pollination ecology in the high temperate Andes of central Chile II. Effect of temperature on visitation rates and pollination possibilities. *Plant Systematics and Evolution* **149**:187–203.
- Arroyo MTK, Squeo FA. 1990. Relationships between plant breeding systems and pollination. In: Kawano S, ed. *Biological approaches and evolutionary trends in plants*. London: Academic Press, 205–227.
- Arroyo MTK, Muñoz MS, Henríquez C, Till-Bottraud I, Pérez F. 2006. Erratic pollination, high selfing levels and their correlates and consequences in an altitudinally widespread above-tree-line species in the high Andes of Chile. *Acta Oecologica* **30**:248–257.
- Arroyo MT, Dudley LS, Jespersen G, Pacheco DA, Cavieres LA. 2013. Temperature-driven flower longevity in a high-alpine species of *Oxalis* influences reproductive assurance. *The New Phytologist* **200**:1260–1268.
- Ashman T, Knight T, Steets J. 2004. Pollen limitation of plant reproduction: ecological and evolutionary causes and consequences. *Ecology* **85**:2408–2421.
- Aubert S, Boucher F, Lavergne S, Renaud J, Choler P. 2014. 1914–2014: a revised worldwide catalogue of cushion plants 100 years after Hauri and Schröter. *Alpine Botany* **124**:59–70.
- Baker AM, Barrett SC, Thompson JD. 2000. Variation of pollen limitation in the early flowering Mediterranean geophyte *Narcissus assoanus* (Amaryllidaceae). *Oecologia* **124**:529–535.
- Bell JM, Karron JD, Mitchell RJ. 2005. Interspecific competition for pollination lowers seed production and outcrossing in *Mimulus ringens*. *Ecology* **86**:762–771.
- Bingham RA, Orthner AR. 1998. Efficient pollination of alpine plants. *Nature* **391**:238–239.
- Blionis G, Vokou D. 2001. Pollination ecology of *Campanula* species on Mt Olympos, Greece. *Ecography* **24**:287–297.
- Burd M. 1994. Bateman's principle and plant reproduction: the role of pollen limitation in fruit and seed set. *The Botanical Review* **60**:83–139.
- Burd M. 1995. Ovule packaging in stochastic pollination and fertilization environments. *Evolution* **49**:100–109.
- Castro S, Silveira P, Navarro L. 2008. Effect of pollination on floral longevity and costs of delaying fertilization in the out-crossing *Polygala vayredae* Costa (Polygalaceae). *Annals of Botany* **102**:1043–1048.
- Corbet SA. 1990. Pollination and the weather. *Israel Journal of Botany* **39**:13–30.
- Cosacov A, Nattero J, Cocucci AA. 2008. Variation of pollinator assemblages and pollen limitation in a locally specialized system: the oil-producing *Nierembergia linariifolia* (Solanaceae). *Annals of Botany* **102**:723–734.
- Duan Y-W, Zhang T-F, Liu J-Q. 2007. Interannual fluctuations in floral longevity, pollinator visitation and pollination limitation of an alpine plant (*Gentiana straminea* Maxim., Gentianaceae) at two altitudes in the Qinghai-Tibetan Plateau. *Plant Systematics and Evolution* **267**:255–265.
- Elberling H. 2001. Pollen limitation of reproduction in a subarctic-alpine population of *Diapensia lapponica* (Diapensiaceae). *Nordic Journal of Botany* **21**:277–282.
- Eriksson O, Ehrlén J. 2001. Landscape fragmentation and the viability of plant populations. In: Silvertown J, Antonovics J, eds. *Integrating ecology and evolution in a spatial context*. Oxford: Blackwell Publications, 157–175.
- Falvey M, Garreaud RD. 2009. Regional cooling in a warming world: recent temperature trends in the southeast Pacific and along the west coast of subtropical South America (1979–2006). *Journal of Geophysical Research* **114**:D04102.
- Finer MS, Morgan MT. 2003. Effects of natural rates of geitonogamy on fruit set in *Asclepias speciosa* (Apocynaceae): evidence favoring the plant's dilemma. *American Journal of Botany* **90**:1746–1750.

- Fulkerson JR, Whittall JB, Carlson ML. 2012. Reproductive ecology and severe pollen limitation in the polychrome tundra plant, *Parrya nudicaulis* (Brassicaceae). *PLoS One* **7**:1–8.
- Galen C. 1985. Regulation of seed-set in *Polemonium viscosum*: floral scents, pollination, and resources. *Ecology* **66**:792–797.
- García-Camacho R, Totland Ø. 2009. Pollen limitation in the alpine: a meta-analysis. *Arctic, Antarctic, and Alpine Research* **41**:103–111.
- Giblin DE. 2005. Variation in floral longevity between populations of *Campanula rotundifolia* (Campanulaceae) in response to fitness accrual rate manipulation. *American Journal of Botany* **92**:1714–1722.
- Gómez JM, Bosch J, Perfectti F, Fernández J, Abdelaziz M. 2007. Pollinator diversity affects plant reproduction and recruitment: the tradeoffs of generalization. *Oecologia* **153**:597–605.
- Harder LD, Aizen MA. 2010. Floral adaptation and diversification under pollen limitation. *Philosophical Transactions of the Royal Society of London. Series b, Biological Sciences* **365**:529–543.
- Harder LD, Barrett SCH. 1996. Pollen dispersal and mating patterns in animal-pollinated plants. In: Lloyd DG, Barrett SCH, eds. *Floral biology*. New York: Chapman & Hall, 140–190.
- Hilbe JM. 2014. *Modeling count data*. New York: Cambridge University Press.
- Hu Y, Barrett SCH, Zhang DY, Liao WJ. 2015. Experimental analysis of mating patterns in a clonal plant reveals contrasting modes of self-pollination. *Ecology and Evolution* **5**:5423–5431.
- Jackman S. 2015. *pscl: Classes and methods for R developed in the Political Science Computational Laboratory, Stanford University*. Stanford: Department of Political Science, Stanford University.
- Kalla SE, Ashman TL. 2002. The effects of pollen competition on progeny vigor in *Fragaria virginiana* (Rosaceae) depend on progeny growth environment. *International Journal of Plant Sciences* **163**:335–340.
- Kasagi T, Kudo G. 2003. Variations in bumble bee preference and pollen limitation among neighboring populations: comparisons between *Phyllodoce caerulea* and *Phyllodoce aleutica* (Ericaceae) along snowmelt gradients. *American Journal of Botany* **90**:1321–1327.
- Keller R, Vittoz P. 2015. Clonal growth and demography of a hemicyrptophyte alpine plant: *Leontopodium alpinum* Cassini. *Alpine Botany* **125**:31–40.
- Knight TM, Steets JA, Vamosi JC, Mazer SJ, Burd M, Campbell DR, Dudash MR, Johnston MO, Mitchell RJ, Ashman T-L. 2005. Pollen limitations of plant reproduction: pattern and process. *Annual Review of Ecology, Evolution, and Systematics* **36**:467–497.
- Körner C. 2003. *Alpine plant life: functional plant ecology of high mountain ecosystems, 2nd edn*. Heidelberg: Springer.
- Kudoh H, Shibaike H, Takasu H, Whigham DF, Kawando S. 1999. Genet structure and determinants of clonal structure in a temperate deciduous woodland herb, *Uvularia perfoliata*. *Journal of Ecology* **87**:244–257.
- Ladd PG, Arroyo MTK. 2009. Comparisons of breeding systems between two sympatric species, *Nastanthus spathulatus* (Calyceraceae) and *Rhodophiala rhodolirion* (Amaryllidaceae), in the high Andes of central Chile. *Plant Species Biology* **24**:2–10.
- Larson BMH, Barrett SCH. 2000. A comparative analysis of pollen limitation in flowering plants. *Biological Journal of the Linnean Society* **69**:503–520.
- Lázaro A, Lundgren R, Totland Ø. 2015. Pollen limitation, species' floral traits and pollinator visitation: different relationships in contrasting communities. *Oikos* **124**:174–186.
- Lundemo S, Totland Ø. 2007. Within-population spatial variation in pollinator visitation rates, pollen limitation on seed set, and flower longevity in an alpine species. *Acta Oecologica* **32**:262–268.
- McCall C, Primack RB. 1992. Influence of flower characteristics, weather, time of day, and season on insect visitation rates in three plant communities. *American Journal of Botany* **79**:434–442.
- Morales CL, Traveset A. 2008. Interspecific pollen transfer: magnitude, prevalence and consequences for plant fitness. *Annual Review of Ecology and Systematics* **36**:467–497.
- Muñoz AA, Arroyo MTK. 2006. Pollen limitation and spatial variation of reproductive success in the insect-pollinated shrub *Chuquiraga oppositifolia* (Asteraceae) in the Chilean Andes. *Arctic, Antarctic, and Alpine Research* **38**:608–613.
- O'Neill SD. 1997. Pollination regulation of flower development. *Annual Review of Plant Physiology and Plant Molecular Biology* **48**:547–574.
- Pacheco DA, Dudley LS, Cabezas J, Cavieres LA, Arroyo MT. 2016. Plastic responses contribute to explaining altitudinal and temporal variation in potential flower longevity in high Andean *Rhodolirion montanum*. *PLoS One* **11**:e0166350.
- Pattimore DE, Anderson SH. 2013. Severe pollen limitation in populations of the New Zealand shrub *Alseuosmia macrophylla* (Alseuosmiaceae) can be attributed to the loss of pollinating bird species. *Austral Ecology* **38**:95–102.
- Primack R. 1985. Longevity of individual flowers. *Annual Review of Ecology and Systematics* **16**:15–37.
- R Core Team. 2016. *R: A language and environment for statistical computing*. Vienna, Austria: R Foundation for Statistical Computing. <https://www.R-project.org/>. Accessed 9 December, 2016.
- Ramsey M, Vaughton G. 2000. Pollen quality limits seed set in *Burchardia umbellata* (colchicaceae). *American Journal of Botany* **87**:845–852.
- Robertson AW, Kelly D, Ladley JJ, Sparrow AD. 1999. Effects of pollinator loss on endemic New Zealand mistletoes (Loranthaceae). *Conservation Biology* **13**:499–508.
- Rosenheim JA, Williams NM, Schreiber SJ. 2014. Parental optimism versus parental pessimism in plants: how common should we expect pollen limitation to be? *The American Naturalist* **184**:75–90.
- Rosenheim JA, Williams NM, Schreiber SJ, Rapp JM. 2016. Modest pollen limitation of lifetime seed production is in good agreement with modest uncertainty in whole-plant pollen receipt. *The American Naturalist* **187**:397–404.
- Shahri W, Tahir I. 2011. Flower senescence-strategies and some associated events. *Botanical Review* **77**:152–184.
- Steinacher G, Wagner J. 2010. Flower longevity and duration of pistil receptivity in high mountain plants. *Flora—Morphology, Distribution, Functional Ecology of Plants* **205**:376–387.
- Thomson JD. 2001. Using pollination deficits to infer pollinator declines: can theory guide us? *Conservation Ecology* **5**:6.
- Torres-Díaz C, Cavieres LA, Muñoz-Ramírez C, Arroyo MTK. 2007. Consecuencias de las variaciones microclimáticas sobre la visita de insectos polinizadores en dos especies de *Chaetanthera*

- (Asteraceae) en los Andes de Chile central. *Revista Chilena de Historia Natural* **80**:455–468.
- Torres-Díaz C, Gómez-González S, Stotz GC, Torres-Morales P, Paredes B, Pérez-Millaqueo M, Gianoli E. 2011. Extremely long-lived stigmas allow extended cross-pollination opportunities in a high andean plant. *PLoS One* **6**:e19497.
- Totland Ø. 1994. Influence of climate, time of day and season, and flower density on insect flower visitation in alpine Norway. *Arctic and Alpine Research* **26**:66–71.
- Totland O, Sottocornola M. 2001. Pollen limitation of reproductive success in two sympatric alpine willows (Salicaceae) with contrasting pollination strategies. *American Journal of Botany* **88**:1011–1015.
- Trunschke J, Stöcklin J. 2016. Plasticity of flower longevity in alpine plants is increased in populations from high elevation compared to low elevation populations. *Alpine Botany* **127**:41–51.
- Tuell JK, Isaacs R. 2010. Weather during bloom affects pollination and yield of highbush blueberry. *Journal of Economic Entomology* **103**:557–562.
- Tur C, Sáez A, Traveset A, Aizen MA. 2016. Evaluating the effects of pollinator-mediated interactions using pollen transfer networks: evidence of widespread facilitation in south Andean plant communities. *Ecology Letters* **19**:576–586.
- Utelli AB, Roy BA. 2000. Pollinator abundance and behavior on *Aconitum lycoctonum* (Ranunculaceae): an analysis of the quantity and quality components of pollination. *Oikos* **89**:461–470.
- Vamosi JC, Steets JA, Ashman TL. 2013. Drivers of pollen limitation: macroecological interactions between breeding system, rarity, and diversity. *Plant Ecology & Diversity* **6**:171–180.
- Vallejo-Marín M, Dorken ME, Barrett SCH. 2010. The ecological and evolutionary consequences of clonality for plant mating. *Annual Review of Ecology, Evolution and Systematics* **41**:193–213.
- van Doorn WG. 1997. Effects of pollination on floral attraction and longevity. *Journal of Experimental Botany* **48**:1615–1622.
- Venables WN, Ripley BD. 2002. *Modern applied statistics with S*. New York: Springer.
- Wagner J, Lechleitner M, Hosp D. 2016. Pollen limitation is not the rule in nival plants: a study from the European central alps. *American Journal of Botany* **103**:375–387.
- Wirth LR, Graf R, Gugerli F, Landergott U, Holderegger R. 2010. Lower selfing rate at higher altitudes in the alpine plant *Eritrichium nanum* (Boraginaceae). *American Journal of Botany* **97**:899–901.
- Zeileis A, Kleiber C, Jackman S. 2008. Regression models for count data in R. *Journal of Statistical Software* **27**:1–25.