

Life Is On

Schneider
Electric



 Price List

Low Voltage Distribution Products

With effect from January 17th, 2024




se.com/in

EasyPact CVS:	
■ Range Overview (up to 630A)	10
■ MCCBs for Distribution Network	11
■ EasyPact CVS Switch Disconnecter Version	16
■ Accessories	17
■ Range Overview (800A to 1250A)	20
■ MCCB for Distribution Network	22
Moulded Case Circuit Breakers:	
ComPact NSXm:	
■ Range Overview	25
■ MCCBs for Distribution Network	29
■ MCCB with Integrated Earth Leakage Protection.	30
■ Accessories	31
ComPact NSX:	
■ Range Overview	33
■ MCCBs for Distribution Network	34
■ Circuit Breakers for Motor Protection	37
■ MCCB with Integrated Earth Leakage Protection.	38
■ MCCB for 800V AC & 1000V AC 	39
■ Accessories	40
■ Unique Modular Ground Fault Protection.	43
ComPact NS:	
■ Range Overview	45
■ New Gen Compact NS.	47
EasyPact EZC:	
■ Range Overview	48
■ MCCBs for Distribution Network.	49
■ Accessories	51
Earth Leakage Protection:	
■ Vigirex - Earth Leakage Protection Relay	52
Switch Disconnector:	
■ ComPact- INS & INV Switch Disconnectors	53
■ Switch Disconnector fuse units - range overview.	54
■ FuPact Switch Disconnector and Accessories.	55
Air Circuit Breakers:	
MasterPact MTZ:	
■ Range Overview	57
MasterPact NT/NW:	
■ Range Overview	59
■ Micrologic Trip system	60
■ ATC Kit range	60
EasyPact MVS:	
■ Range Overview	62
■ ET/ETA/ETV Trip System.	63
■ Draw-out type Circuit breakers and Switch Disconnectors	64
■ Fixed type Circuit breakers and Switch Disconnectors	66
■ Accessories	68
■ EasyPact™ MVS T3 at 1140V AC 	69

EasyPact SPS:

- Range Overview70
- Draw-out type Circuit breakers and Switch disconnectors71
- Fixed type Circuit breaker and Switch disconnectors72
- Accessories72

Automatic Transfer Switch:

- Range Overview73
- ASCO 7000 SERIES IEC Medium Voltage 74
- ATS (ASCO) Series 7000/30076
- ATS WOTPC77
- TransferPacT Active Automatic79
- TransferPacT Active Automatic Coordination Table81
- WATSN (ATS and RTS)83
- WATSN Coordination Table84



Green Premium™

An industry leading portfolio of offers delivering sustainable value



More than 75% of our product sales offer superior transparency on the material content, regulatory information and environmental impact of our products:

- RoHS compliance
- REACh substance information
- Industry leading # of PEP's*
- Circularity instructions



Discover what we mean by green
Check your products!

The Green Premium program stands for our commitment to deliver customer valued sustainable performance. It has been upgraded with recognized environmental claims and extended to cover all offers including Products, Services and Solutions.

CO₂ and P&L impact through... Resource Performance

Green Premium brings improved resource efficiency throughout an asset's lifecycle. This includes efficient use of energy and natural resources, along with the minimization of CO₂ emissions.

Cost of ownership optimization through... Circular Performance

We're helping our customers optimize the total cost of ownership of their assets. To do this, we provide IoT-enabled solutions, as well as upgrade, repair, retrofit, and remanufacture services.

Peace of mind through... Well-being Performance

Green Premium products are RoHS and REACh compliant. We're going beyond regulatory compliance with step-by-step substitution of certain materials and substances from our products.

Improved sales through... Differentiation

Green Premium delivers strong value propositions through third-party labels and services. By collaborating with third-party organizations we can support our customers in meeting their sustainability goals such as green building certifications.

EcoStruxure™ Facility Expert

Designed to keep you in touch with your equipment

Say goodbye to paperwork, outdated files, conflicting information, missing documents, and unplanned maintenance.

Say hello to extended insights, easier maintenance, greater productivity and information at your fingertips.

Because now, your electrical system becomes your partner with a simple QR code.



Collaborate and get things done!

- **Toss the papers!** Group user manuals, single-line drawings, photos, factory and site acceptance test reports, spare parts lists and more behind a simple QR code.
- **Get crucial data organized!** Free collaborative digital tool enables you to share information with your partners and team members.



Simplify and manage maintenance activities


- **Ease the set up of preventive maintenance plans** with auto-generated maintenance templates.
- **Streamline maintenance and operation** by assigning tasks and centralizing maintenance schedules, logs and reports.
- Leverage your digital community to **solve issues quickly**.
- **Keep your installation healthy** and maximize its life.

Scan and Download
For free access to EcoStruxure™ Facility Expert



Scan to know more
About how EcoStruxure™ Facility Expert can help you manage your equipment better





Product Selector

-Select Schneider products through digital tool

Product selector is an online software tool embedded in Schneider website or in distributor's website to help selecting the right product with its accessories. Product Selector aims at providing a fast, secure and smart way of selecting products. It includes the selection of the basic frame, control unit, accessories and Digital Modules. Compared with the traditional way of filling up order forms or specifying customer functions, it brings the following benefits:

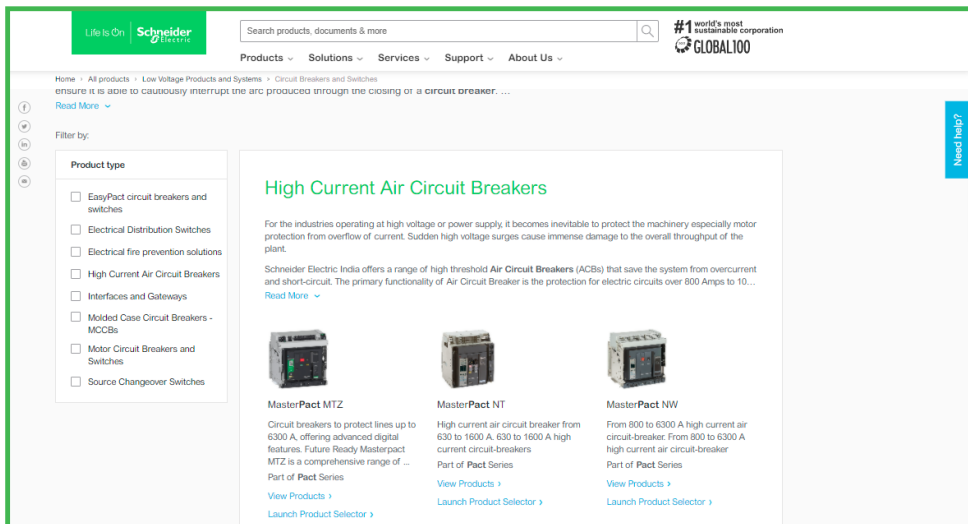
Easy access: no login, direct access on Schneider's website or on the website of distributor

Reliable: The compatibility between the main product and the accessories is constantly tested

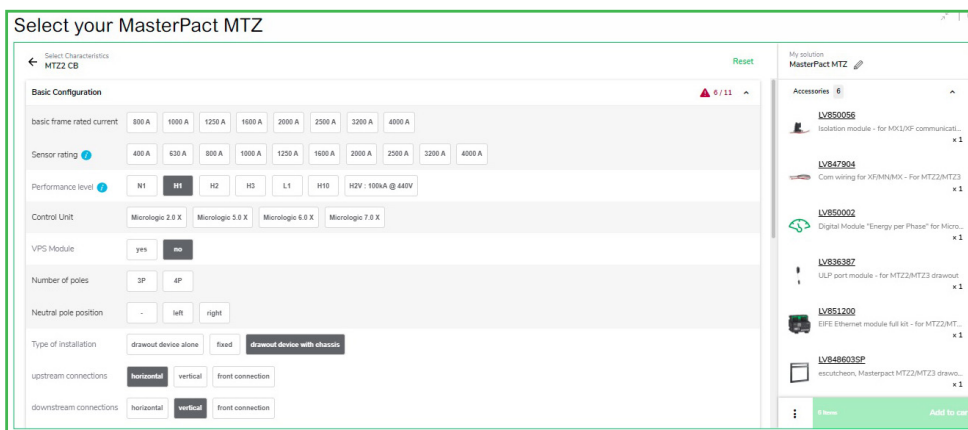
Wide coverage: more than 130 Schneider ranges are available (MasterPact)

Choose Products in simple steps:

1. Go to range page on se.com



2. Click on Launch Product Selector



Future of Power Distribution



MasterPact™ MTZ Circuit Breaker

FUTURE READY



...CONNECTIVITY READY

Stay connected and avoid downtime - The MasterPact MTZ app and EcoStruxure software conveniently bring energy data, circuit breaker control, and more directly to your smartphone.



...SUSTAINABILITY READY

Contribute to a better world - with Green Premium MasterPact MTZ circuit breakers you can enhance sustainability.



...PRECISION READY

Access new energy-saving capabilities - Acertified Class 1 power meter gives you precise power measurements for greater efficiency.




...ENVIRONMENT READY

Keep your electrical system online even in harsh environments - MasterPact MTZ circuit breakers give you proven reliability by going beyond standards.



...UPGRADE READY

Customize Micrologic X control unit anytime - Digital modules make it easy to upgrade and tailor your system.



...INTEGRATION READY

Simplify your switchboard operation - MasterPact MTZ circuit breakers are adaptable to different systems because of their digital capabilities.



...INSTALLATION READY

Streamline configuration and commissioning with EcoStruxure Power Commission tool.

Learn more about the future of power distribution, Click or Scan



EasyPact™ CVS

Molded-case circuit breakers and
switch-disconnectors from 16 to 630A



se.com/in

Life Is On

Schneider
Electric

EasyPact CVS

Easy Choice for Quality and Value



- **EasyPact CVS** MCCBs upto 630A is the easy choice for all your most common electrical distribution applications
- **EasyPact CVS** also available with Electronic Trip release LSol from 40A to 250A
- Encapsulated double break roto technique ensures outstanding current limiting capability
- High electrical / mechanical endurance for enhanced service life
- Single accessory reference for different functions – on/off, trip and fault trip – improves shop floor efficiency
- Separate electrical fault indication for ease of fault diagnosis
- Class 2 front face, Locking in off position, Suitable for Isolation
- Optimized footprint in two frame sizes

Range Details:

- Breaking capacity 25kA to 50kA, $I_{cs} = 100\% I_{cu}$
- TMD, MA, Electronic trip units (LSol protection 40A to 630A)
- Electronic trip units (LSIG protection 25A to 630A)
- 3P & 4P versions available
- Common accessories upto 630A



With Thermal Magnetic Trip Unit (TMD)

- Range upto 100A
- 3P and 4P version available

Breaking Capacity as per IEC 60947-2	Rated Current	Three Pole Reference	Unit MRP [₹]	Four Pole Reference	Unit MRP [₹]
EasyPact CVS 100 BS Overload Setting (I_r) 0.8 - 1 x I_n					
25kA*	20A	LV510931	8230	LV510951	13040
	25A	LV510932	8230	LV510952	13040
	32A	LV510933	8230	LV510953	11180
	40A	LV510934 ✓	8230	LV510954	13040
	50A	LV510935 ✓	8230	LV510955	13040
	63A	LV510936 ✓	8230	LV510956	11180
	80A	LV510937 ✓	8230	LV510957	11180
	100A	LV510938 ✓	8230	LV510958	11180

* I_{cs} = 17kA

Accessories

Description	CVS100BS Reference	Unit MRP [₹]
Auxiliary contacts (changeover) Multifunction		
Auxiliary Switch 1 C/O	EZAUX10 ✓	1190
Alarm Switch 1 C/O	EZAUX01	1190
Alarm - Auxiliary Switch	EZAUX11 ✓	1770
Spreaders		
Spreaders *(Set Of 3) 3P	EZASPDR3P ✓	280
Spreaders *(Set Of 4) 4P	EZASPDR4P ✓	1000
Rotary Handle		
Direct Rotary handle	EZAROTDS ✓	1690
Extended Rotary handle	EZAROTE	2480
Shunt Release		
AC		
100-130 V	EZASHT100AC	2560
200-277 V	EZASHT200AC ✓	2560
380-480 V	EZASHT380AC	2910
DC		
24 V	EZASHT024DC	2800

For details on non-standard references, technical parameters, stockable and non-stockable status, please contact Customer Care Centre.

✓ NORMAL STOCK ITEMS

W.E.F. January 17th, 2024

• Ics = 100% Icu as per IEC 60947-2

Breaking Capacity as per IEC 60947-2	Rated Current	Three Pole Reference	Unit MRP [₹]	Four Pole Reference	Unit MRP [₹]
EasyPact CVS 100 to 630A Overload Setting (Ir) 0.7 - 1 x In					
25kA	16A	LV510300	8770	LV510310	12190
	25A	LV510301	8770	LV510311	12190
	32A	LV510302	8770	LV510312	12190
	40A	LV510303	8770	LV510313	12190
	50A	LV510304	8770	LV510314	12190
	63A	LV510305	8770	LV510315	12190
	80A	LV510306	8770	LV510316	12190
	100A	LV510307	8820	LV510317	12190
	125A	LV516302	12900	LV516312	15790
	160A	LV516303	16830	LV516313	20180
	200A	LV525302	22290	LV525312	27860
Breaking Capacity as per IEC 60947-2	Rated Current	Three Pole Reference	Unit MRP [₹]	Four Pole Reference	Unit MRP [₹]
25kA	250A	LV525303	26080	LV525313	31910

Breaking Capacity as per IEC 60947-2	Rated Current	Three Pole Reference	Unit MRP [₹]	Four Pole Reference	Unit MRP [₹]
EasyPact CVS 100 to 630A Overload Setting (Ir) 0.7 - 1 x In					
36kA	16A	LV510330	11990	LV510340	14980
	25A	LV510331	11990	LV510341	14980
	32A	LV510332	11990	LV510342	14980
	40A	LV510333	11990	LV510343	14980
	50A	LV510334	11990	LV510344	14980
	63A	LV510335	11990	LV510345	14980
	80A	LV510336	11990	LV510346	14980
	100A	LV510337	11990	LV510347	14980
	125A	LV516332	13320	LV516342	16540
	160A	LV516333	17640	LV516343	21010
	200A	LV525332	25410	LV525342	31480
Breaking Capacity as per IEC 60947-2	Rated Current	Three Pole Reference	Unit MRP [₹]	Four Pole Reference	Unit MRP [₹]
36kA	250A	LV525333	28180	LV525343	34880
	320A	LV540305	36660	LV540308	45480
	400A	LV540306	36870	LV540309	45880
	500A	LV563305	41790	LV563308	52930
	630A*	LV563307	47860	LV563310*	60400

Breaking Capacity as per IEC 60947-2	Rated Current	Three Pole Reference	Unit MRP [₹]	Four Pole Reference	Unit MRP [₹]
50kA	16A	LV510470	16280	LV510480	20010
	25A	LV510471	16280	LV510481	20010
	32A	LV510472	16280	LV510482	20010
	40A	LV510473	16280	LV510483	20010
	50A	LV510474	16280	LV510484	20010
	63A	LV510475	16280	LV510485	20010
	80A	LV510476	16280	LV510486	20010
	100A	LV510477	16280	LV510487	20010
	125A	LV516462	21160	LV516467	23160
	160A	LV516463	22900	LV516468	27270
	200A	LV525452	29640	LV525457	37240
Breaking Capacity as per IEC 60947-2	Rated Current	Three Pole Reference	Unit MRP [₹]	Four Pole Reference	Unit MRP [₹]
50kA	250A	LV525453	31870	LV525458	39270
	320A	LV540315	39700	LV540318	49090
	400A	LV540316	40000	LV540319	49990
	500A	LV563315	46380	LV563318	58520
	630A*	LV563317	50520	LV563320*	66130

Note:

*630A @ 40°C for TMD630A MCCB

For Details on stockable and non-stockable status, technical parameter, please Contact Customer Care Centre

NORMAL STOCK ITEMS

W.E.F. January 17th, 2024



EasyPact CVS 40 to 630A with Electronic Trip Unit ETS 2.2 and ETS 2.3

- Ics = 100% Icu as per IEC 60947-2
- Suitable for Isolation
- Adjustable Overload from 0.4 to 1 x In
- Adjustable Short Circuit from 1.4 to 10 x Ir
- Adjustable Neutral Protection - N, N/2, OFF for 4 Pole MCCB
- Inbuilt Thermal Memory

Breaking Capacity Ics as per IEC 60947-2	Rated Current	Three Pole Reference	Unit MRP [₹]	Four Pole Reference	Unit MRP [₹]
EasyPact CVS 40 to 250A					
25KA	40	LV510550	22910	LV510580	29480
	100	LV510551	22910	LV510581	29480
	160	LV516505	29260	LV516508	37320
	250	LV525505	38450	LV525508	49320
36KA	40	LV510552	23290	LV510582	29620
	100	LV510553	23290	LV510583	29620
	160	LV516506	29780	LV516509	41150
	250	LV525506	40260	LV525509	55790
50KA	40	LV510554	27930	LV510584	37800
	100	LV510555	27930	LV510585	38930
	160	LV516507	35400	LV516510	46050
	250	LV525507	45980	LV525510	59760

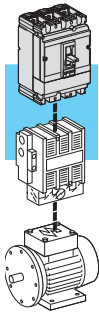
Breaking Capacity Ics as per IEC 60947-2	Rated Current	Three Pole Reference	Unit MRP [₹]	Four Pole Reference	Unit MRP [₹]
EasyPact CVS 400 to 630A					
36 kA	400A	LV540505 <input checked="" type="checkbox"/>	44320	LV540506 <input checked="" type="checkbox"/>	57100
	630A	LV563505 <input checked="" type="checkbox"/>	48710	LV563506 <input checked="" type="checkbox"/>	64650
50 kA	400A	LV540510 <input checked="" type="checkbox"/>	48650	LV540511 <input checked="" type="checkbox"/>	62980
	630A	LV563510 <input checked="" type="checkbox"/>	52970	LV563511 <input checked="" type="checkbox"/>	69270

For details on non-standard references, technical parameters, stockable and non-stockable status, please contact Customer Care Centre.

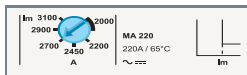
NORMAL STOCK ITEMS

W.E.F. January 17th, 2024

Circuit Breakers for Motor Protection Breaking Capacity 50kA, Ics=100%Icu



Current Rating	Magnetic setting	2.5	6.3	12.5	25	50	100	150	220	320	500	
CVS 100	I _m = I _n x ...	6....14 x I _n										
CVS 160/250								9....14 x I _n				
CVS 400										6....13 x I _n		
CVS 630											6....13 x I _n	



Frame 1	2.5 to 220A
Frame 2	320 to 500A

With Magnetic Trip Unit MA Type

Breaking Capacity Ics as per IEC 60947-2	Rated Current	Three Pole Reference	Unit MRP [₹]
50kA	2.5A	LV510450	12100
	6.3A	LV510451	12100
	12.5A	LV510452 <input checked="" type="checkbox"/>	13150
	25A	LV510453 <input checked="" type="checkbox"/>	17480
	50A	LV510454 <input checked="" type="checkbox"/>	17740
	100A	LV510455 <input checked="" type="checkbox"/>	18030
50kA	150A	LV516451 <input checked="" type="checkbox"/>	22820
	220A	LV525442 <input checked="" type="checkbox"/>	24070
	320A	LV540552 <input checked="" type="checkbox"/>	36040
	500A	LV563552	44610

For details on non-standard references, technical parameters, stockable and non-stockable status, please contact Customer Care Centre.

NORMAL STOCK ITEMS

W.E.F. January 17th, 2024



EasyPact CVS with built-in LSIG Electronic trip unit ETS 6

- Rated Current, In (A) – 25, 40, 100, 160, 250, 400, 630
- Breaking capacity (Icu=Ics) (kA) at 415V – 25 (only up to 250A), 36, 50
- 3 Pole and 4 pole versions.
- Built-in μ P based trip unit having protection functions LSIG. Variable current setting for L,S,I and G and variable time delay setting for L,S and G.
- Neutral O/L protection possible with 3P MCCB (with External Neutral CT) and 4P MCCB
- Last Fault trip history on LCD screen of MCCB i.e Faulty phase, Type of Fault and interrupted current.

With ETS 6 Electronic trip unit (built in LSIG protection)

Breaking Capacity Icu as per IEC 60947-2	Rated Current	Three Pole Reference	Unit MRP [₹]	Four Pole Reference	Unit MRP [₹]
25kA	25A	LV510600	36320	LV510610	41380
	40A	LV510608	35650	LV510618	41380
	100A	LV510609	35650	LV510619	41380
	160A	LV516600	40960	LV516610	50780
Breaking Capacity Icu as per IEC 60947-2	Rated Current	Three Pole Reference	Unit MRP [₹]	Four Pole Reference	Unit MRP [₹]
25kA	250A	LV525600	48350	LV525610	59430
36kA	25A	LV510620	46450	LV510630	53930
	40A	LV510628	37160	LV510638	43140
	100A	LV510629	37160	LV510639	43140
	160A	LV516620	42450	LV516630	52640
Breaking Capacity Icu as per IEC 60947-2	Rated Current	Three Pole Reference	Unit MRP [₹]	Four Pole Reference	Unit MRP [₹]
36kA	250A	LV525620	51180	LV525630	63020
	400A	LV540620	61130	LV540630	70800
	630A	LV563620	66920	LV563630	81610
Breaking Capacity Icu as per IEC 60947-2	Rated Current	Three Pole Reference	Unit MRP [₹]	Four Pole Reference	Unit MRP [₹]
50kA	25A	LV510640	50830	LV510650	48480
	40A	LV510648	40660	LV510658	48480
	100A	LV510649	40660	LV510659	48480
	160A	LV516640	48810	LV516650	58190
Breaking Capacity Icu as per IEC 60947-2	Rated Current	Three Pole Reference	Unit MRP [₹]	Four Pole Reference	Unit MRP [₹]
50kA	250A	LV525640	53620	LV525650	64910
	400A	LV540640	64170	LV540650	76590
	630A	LV563640	71030	LV563650	91710

For details on non-standard references, technical parameters, stockable and non-stockable status, please contact Customer Care Centre.

NORMAL STOCK ITEMS

W.E.F. January 17th, 2024

Easy-Pact CVS Switch Disconnecter Version



- Suitable for Isolation with positive contact indication as defined by standard IEC 60947-3.
- Compliance to utilization categories AC22A or AC23A
- Self protected due to high magnetic-set release
- Two frame sizes upto 630A
- Available in fixed version.
- Common Accessories as that of **EasyPact** CVS circuit breaker

Rated Current	Three Pole Reference	Unit MRP [₹]	Four Pole Reference	Unit MRP [₹]
100A	LV510425	8800	LV510426	11150
160A	LV516425	10500	LV516426	13210
Rated Current	Three Pole Reference	Unit MRP [₹]	Four Pole Reference	Unit MRP [₹]
250A	LV525425	22000	LV525426	29290
400A	LV540400	32710	LV540401	41630
630A	LV563400	37180	LV563401	50000

For details on non-standard references, technical parameters, stockable and non-stockable status, please contact Customer Care Centre.

NORMAL STOCK ITEMS

W.E.F. January 17th, 2024



Indication contacts



Voltage Release



Padlocking accessory



Direct Rotary Handle



Extended Rotary Handle

Accessories for EasyPact CVS 100 - 630A

Auxiliary Contacts (Changeover) Multifunction

Description	Reference	Unit MRP [₹]
OF or SD or SDE or SDV	29450 <input checked="" type="checkbox"/>	1100
OF or SD or SDE or SDV low level	29452	1310
SDE adapter for trip unit TM or MA or ETS 2.3 #	LV429451 <input checked="" type="checkbox"/>	1000

To be considered alongwith SDE contact for MCCB with TMD/ETS 2.3/MA Trip Unit

Motor Mechanism

Type	100/250A Reference	Unit MRP [₹]	400/630A Reference	Unit MRP [₹]
Motor Mechanism - Direct Operating NEW				
110-230V, AC /DC	LV435001	29220	LV435010	46940
400V, AC	LV435002	29220	LV435005	46940

Voltage Releases

Description	Shunt Release Reference	Unit MRP [₹]	Undervoltage Reference	Unit MRP [₹]
AC				
24 V 50/60 Hz	LV429384 <input checked="" type="checkbox"/>	3280	LV429404	4060
48 V 50/60 Hz	LV429385	3360	LV429405	4160
110-130 V 50/60 Hz	LV429386 <input checked="" type="checkbox"/>	3280	LV429406 <input checked="" type="checkbox"/>	4060
220-240 V 50/60 Hz	LV429387 <input checked="" type="checkbox"/>	3280	LV429407 <input checked="" type="checkbox"/>	4060
380-415 V 50 Hz	LV429388 <input checked="" type="checkbox"/>	3280	LV429408 <input checked="" type="checkbox"/>	4060
525 V 50 Hz	LV429389	3360	LV429409	5960
DC				
12 V	LV429382	3280	LV429402	4110
24 V	LV429390 <input checked="" type="checkbox"/>	3280	LV429410 <input checked="" type="checkbox"/>	4020
30 V	LV429391	3360	LV429411	5960
48 V	LV429392	3280	LV429412	4110
60 V	LV429383	4760	LV429403	5820
125 V	LV429393	3280	LV429413	4020
250 V	LV429394	3280	LV429414	3980

Rotary Handles

Description	100/160/250A Reference	Unit MRP [₹]	400/630A Reference	Unit MRP [₹]
Direct rotary handle				
Standard black handle	LV429337 <input checked="" type="checkbox"/>	1580	LV432597 <input checked="" type="checkbox"/>	2380
Extended rotary handle				
Standard extended rotary handle	LV429338_IN <input checked="" type="checkbox"/>	2170	LV432598_IN <input checked="" type="checkbox"/>	3860

For details on non-standard references, technical parameters, stockable and non-stockable status, please contact Customer Care Centre.

NORMAL STOCK ITEMS

W.E.F. January 17th, 2024

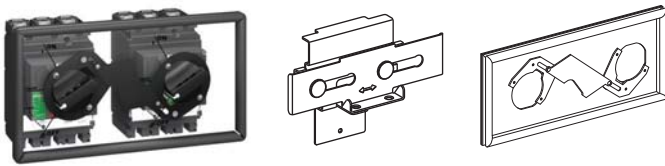
Installation Accessories

Description	Upto 100A only Reference	Unit MRP [₹]	160/250A Reference	Unit MRP [₹]	400/630A Reference	Unit MRP [₹]
Spreaders & Phase Barriers						
Spreaders (Set of 3) 3P	LV431563_IN <input checked="" type="checkbox"/>	620	LV431563 <input checked="" type="checkbox"/>	760	32492 <input checked="" type="checkbox"/> LV432492	1780
Spreaders (Set of 4) 4P	LV431564_IN <input checked="" type="checkbox"/>	840	LV431564 <input checked="" type="checkbox"/>	1000	32493 <input checked="" type="checkbox"/> LV432493	2170
Phase Barriers (Set of 6)	*		*		LV432570 <input checked="" type="checkbox"/>	1020

Description	100/160/250A Reference	Unit MRP [₹]	400/630A Reference	Unit MRP [₹]
Interlocking				
For Breaker with Rotary Handle	LV429369	11740	LV432621	14850
For Breaker with Toggle	LV429354	14470	LV432614	15000
Mechanical Interlocking with Base Plate	29349**	-	32609**	-
Locking of Rotary Handle				
Locking Device	LV429344 <input checked="" type="checkbox"/>	760	LV432604 <input checked="" type="checkbox"/>	1020
Ronis Keylock (1 Lock + 1 Key set)	41940 <input checked="" type="checkbox"/>	5650	41940 <input checked="" type="checkbox"/>	5650
Ronis Keylock (2 Locks + 1 Key set)	41950 <input checked="" type="checkbox"/>	9510	41950 <input checked="" type="checkbox"/>	9510
Profalux Keylock (1 Lock + 1 Key set)	42888	8830	42888	8830
Profalux Keylock (2 Locks + 1 Key set)	42878	11080	42878	11080

* supplied as standard with spreaders

** Mechanical Interlocking with Base Plate to be ordered with Safety trip interlock (LV429270 for 29349 and LV432520 for 32609)



Accessories for CVS 100 - 630A

Manual Source change-over systems

- An additional accessory interlocks two devices with rotary handles to create a source changeover system. Closing of one device is possible only if the second is open.
- This function is compatible with direct or extended rotary handles.
- Up to three padlocks can be used to lock in the OFF or ON position.

Description	Reference	Unit MRP [₹]
Mechanical interlocking for circuit breakers		
With toggles 100A to 250A	LV429354	14470
With rotary handles 100A -250A	LV429369	11740
With toggles 400A to 630A	LV432614	15000
With rotary handles 400A to 630A	LV432621	14850

Accessories for ETS 6 Trip unit

Description	CVS100/160/250 Reference number	Rating	Unit MRP [₹]	CVS400/630 Reference number	Rating	Unit MRP [₹]
External neutral CT for 3 pole breaker with ETS6	LV429521	25 - 100 A	15710	LV432575	400 - 630 A	22690
	LV430563	150 - 250 A	23960			
Description	CVS 100 to 630 Reference number				Unit MRP [₹]	
Pocket Battery For MCCB With ETS 6	LV434206				25100	
24 VDC Terminal Block For MCCB With ETS 6	LV434210				7100	

For details on non-standard references, technical parameters, stockable and non-stockable status, please contact Customer Care Centre.

NORMAL STOCK ITEMS

W.E.F. January 17th, 2024

Austong Robot

Easy Series

EasyPact™ CVS

Molded-Case Circuit Breaker
from 800 to 1250 A



se.com/in

Life Is On

Schneider
Electric

Introduction

Overview

State-of-the-art design, user-friendly features and a wide spectrum of protection releases of the MCCB range. Also recognised for its ergonomics, aesthetics and compactness. Specially designed and developed for extreme tropical conditions, it promises reliable performance in high ambient and humid environment.

Unfailingly, caters to the ever-evolving needs of customers, derived after in-depth analysis and customer feedback. Because we understand our customers' requirements and demands, our contemporary range of MCCBs never falls short of ensuring complete customer satisfaction. Moreover, complemented by a host of accessories, the EasyPact CVS range delivers comprehensive solutions to customer applications ensuring operational safety, reliability and versatility.



Features

- Range available from 800 to 1250 A
- Available in 3 pole and 4 pole
- Range of 50 kA breaking capacity
- Electronic trip unit release and Switch Disconnecter
- MCCBs for Distribution and SD version
- Wide range of Internal and External accessories
- RoHS compliant

Schneider Electric do not recommend the mix of different ranges of breakers.

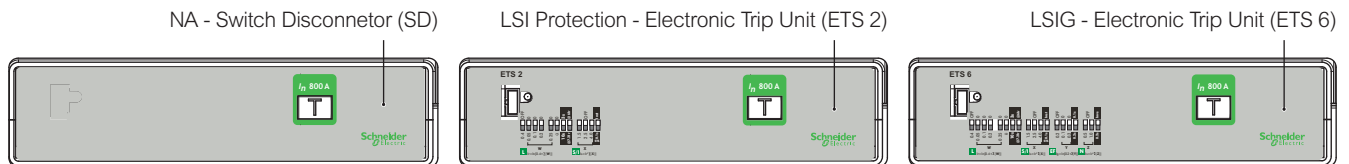
Codes and standards

CVS range of MCCB series and accessories comply with:

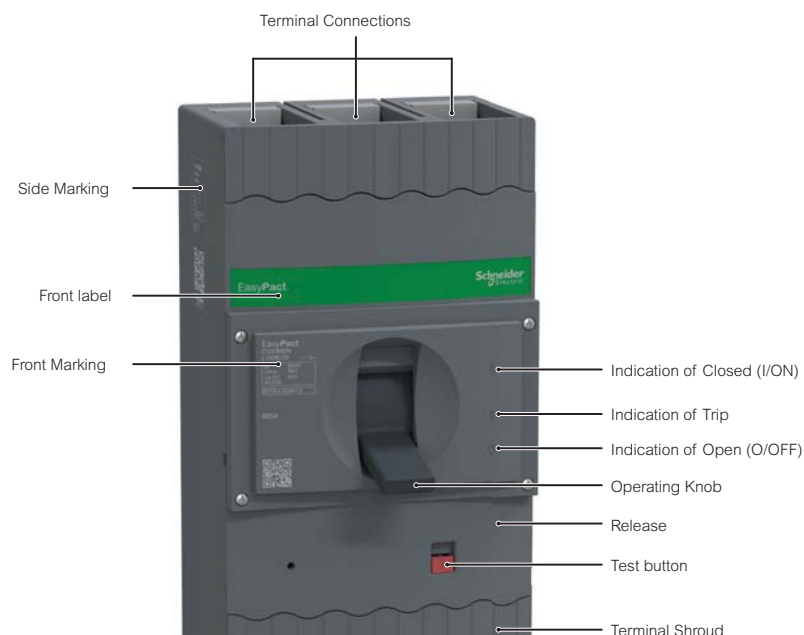
- IEC 60947-1: General rules
- IEC 60947-2: Circuit-breakers

EasyPact CVS MCCB	
Current rating	800 A, 1000 A, 1250 A
Release	Electronic trip unit, Switch Disconnecter

Trip Units



Marking and Configuration



EasyPact CVS MCCB offers

Enhanced features

- Snap-fit accessories up to 800 to 1250 A
- Auxiliary contact for ON/OFF and Trip Indication
- Shunt coil for remote tripping
- Under Voltage coil

Accessories




Extended rotary handle



External neutral CT

Adaptor Kit



Spreaders link




Auxiliary 1 C/O



Auxiliary 2 C/O



Voltage release (MN)



Trip alarm contact 1 C/O



Auxiliary 1 C/O +
Trip alarm contact 1 C/O



Shunt release (MX)



EasyPact Molded Case Circuit Breaker 800 - 1250 N

Breaking Capacity Icu as per IEC 60947-2	Rated Current	Three Pole Reference	Unit MRP [₹]	Four Pole Reference	Unit MRP [₹]
ETS 2					
50 kA at 415 V AC	800 A	LV508231	On Request	LV508241	On Request
	1000 A	LV510231	On Request	LV510241	On Request
	1250 A	LV512231	On Request	LV512241	On Request
ETS 6					
50 kA at 415 V AC	800 A	LV508232	On Request	LV508242	On Request
	1000 A	LV510232	On Request	LV510242	On Request
	1250 A	LV512232	On Request	LV512242	On Request



EasyPact Molded Case Circuit Breaker 800 - 1250 SD

Breaking Capacity Icu as per IEC 60947-2	Rated Current	Three Pole Reference	Unit MRP [₹]	Four Pole Reference	Unit MRP [₹]
SD					
415 V AC	800 A	LV508230	On Request	LV508240	On Request
	1000 A	LV510230	On Request	LV510240	On Request
	1250 A	LV512230	On Request	LV512240	On Request



Spreader links

Breaking Capacity Icu as per IEC 60947-2	Rated Current	Three Pole Reference	Unit MRP [₹]	Four Pole Reference	Unit MRP [₹]
	800 A	LV508530 (Set of 6)	On Request	LV508540 (Set of 8)	On Request
	1000 A*	LV510530 (Set of 12)	On Request	LV510540 (Set of 16)	On Request
	1250 A	LV512530 (Set of 6)	On Request	LV512540 (Set of 8)	On Request

* Two runs per phase



Extended Rotary Handle

Rated Current	Reference	Unit MRP [₹]
800 A	LV500500	On Request
1000 A	LV500500	On Request
1250 A	LV500500	On Request



External Neutral CT

Rated Current	Reference	Unit MRP [₹]
800 A	LV508560	On Request
1000 A	LV510560	On Request
1250 A	LV512560	On Request

For details on non-standard references, technical parameters, stockable and non-stockable status, please contact Customer Care Centre.

NORMAL STOCK ITEMS

W.E.F. January 17th, 2024



Adaptor kit for External Neutral CT

Rated Current	Reference	Unit MRP [₹]
800 A	LV508570	On Request
1000 A	LV510570	On Request
1250 A	LV512570	On Request



Auxiliary 1 C/O + Trip Alarm Contact 1 C/O

Rated Current	Reference	Unit MRP [₹]
800 A	LV500604	On Request
1000 A		On Request
1250 A		On Request



Auxiliary Switch 1 C/O

Rated Current	Reference	Unit MRP [₹]
800 A	LV500601	On Request
1000 A	LV500601	On Request
1250 A	LV500601	On Request



Shunt Release (110/240/415 V AC)

Rated Current	Reference	Unit MRP [₹]
800 A	LV500605	On Request
1000 A	LV500605	On Request
1250 A	LV500605	On Request



Auxiliary Switch 2 C/O

Rated Current	Reference	Unit MRP [₹]
800 A	LV500602	On Request
1000 A	LV500602	On Request
1250 A	LV500602	On Request



Under Voltage release (240 V AC)

Rated Current	Reference	Unit MRP [₹]
800 A	LV500606	On Request
1000 A	LV500606	On Request
1250 A	LV500606	On Request



Trip Alarm Contact

Rated Current	Reference	Unit MRP [₹]
800 A	LV500603	On Request
1000 A	LV500603	On Request
1250 A	LV500603	On Request

For details on non-standard references, technical parameters, stockable and non-stockable status, please contact Customer Care Centre.

NORMAL STOCK ITEMS

W.E.F. January 17th, 2024

ComPacT NSX & NSXm

Molded-Case Circuit Breakers
And Switch-Disconnectors
From 16 To 630 A - Up To 690 V



ComPact NSXm & NSX

Schneider Electric is proud to introduce the new generation of ComPact MCCBs. These breakers talk to you, wherever you are, in all transparency. New design complements new wireless connectivity capabilities with our latest wireless auxiliary contact.

ComPact Design



New signature design

- Schneider Electric green signature style for the entire ComPact range
- Estimated 40% reduction of wiring time for panel builders
- Experience easier installation thanks to a new ergonomic front-plate design
- Gain the confidence that all auxiliaries are on the right spot, and simply double check that you have the right coil rating
- Ergonomic new toggle for easier breaker manual operation

Wireless Auxiliary Contact



Wireless breaker status

- Plug & play technology for clear connection status (0 or 1, no half-way wired)
- Placed in the same position as the wired version, its LED light will give you direct indication in case of a tripping
- If you are away, your ComPact will send you an immediate notification via EcoStruxure Facility Expert for instance
- Wireless auxiliary accelerates overall wiring time: status communication is done very simply and commissioned wirelessly
- Communication architecture is fully EcoStruxure Power validated, with any application

Ready to meet the new face of ComPact?



Meet the new generation of ComPact™ circuit breakers with semi-transparent faceplate, screwless auxiliaries and remote monitoring features.

Learn about the benefits of the ComPact range here:
se.com/compact-nsx

ComPact NSXm & NSX

Contribute to a better world. Enhance sustainability with ComPact range

Achieve Green Building certification with Green Premium ecolabel

In compliance with ISO 14025 PEP ecopassport program, we publish a comprehensive Life Cycle Analysis of our product, providing the environmental data you need to achieve Green Building certifications.

For example, ComPact NSX & NSXm contribute to 3 LEED™ points in the Building Product Disclosure and Optimization section:

- Environmental Product Declaration
- Material Ingredients



ComPact NSX range is now enriched with the new ComPact NSXm, designed according to the EcoDesign Way™ by Schneider. It now features new space saving frame size for reduced resource consumption, and more.



New Packaging

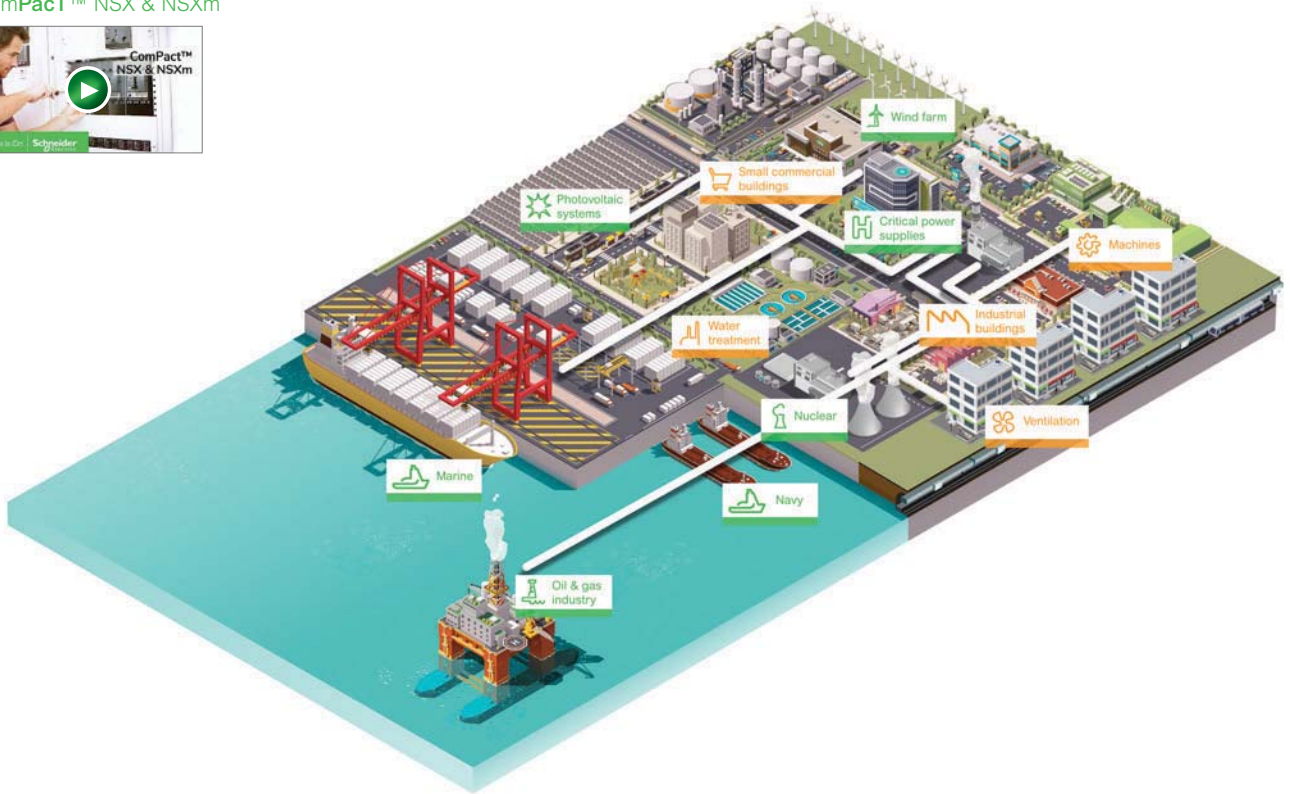
- The ComPact range comes in plastic-less packaging: not only to reduce our carbon footprint, but it also means less waste in the workshop
- Simplified instruction sheets included in all packaging
- 100% recycled carton
- Scan QR codes for access to digital documentation
- This product is REACH and RoHS compliant



ComPact NSXm & NSX Application Overview

The ComPact NSX and NSXm circuit breakers and switch-disconnectors are the best choice for all standards and specific applications.

ComPact™ NSX & NSXm



> ComPact INS/INV [a]



LVPED213024EN

> FuPacT [a]



LVPED216031EN

> Substitution and Technical Guide
ComPact NSX High Performances [b]



LVPED508025EN

> ComPact NSX, ComPact INS/INV,
MasterPact NW DC - DC PV - DC EP [c]



LVPED221002EN

> TransferPacT
(Source-changeover systems) [d]



LVPED216028EN

> Complementary technical information



LVPED318033EN

ComPact NSXm & NSX

New generation, simpler commercial references

New meaningful references to make your life easier

We understand any change in commercial references will be an adjustment, but in the long run we believe this change is needed, and will make your life easier.

Type (1)	Frame rating (2)	Breaking capacity (1)	Num Poles (2)	Trip Unit (2)	Trip Unit Ratings (3)	Suffix (1)
NSX = C	100m = 11	16kA = E	1P = 1	TMD = TM	16 = 016	EverLink = L
NSXm = C	160m = 12	25kA = B	2P = 2	MA = MA	20 = 020	Busbar = B
	100 = 10	36kA = F	3P3D = 3	TMG = MG	25 = 025	Fixed = F
	160 = 16	50kA = N	4P4D = 4	1.3 M = 1M	30 = 030	DC = D
	250 = 25	70kA = H	3P2D = 5	2.2 = 2D	40 = 040	Switch = S
	400 = 40	100kA = S	4P3D = 6	2.3 = 2D	50 = 050	DC PV = DP
	630 = 63	150kA = L		4.1 = 4V	63 = 063	
		...		4.2 = 4V	80 = 080	Acc with ID
			...	100 = 100	change = T	
				

For instance LV429630 will become C10F3TM100
ComPact Breaker NSX100F 36kA AC 3P3D 100A TMD

Scan QR code for breaker updates

Each breaker is equipped with a QR code that allows you to get the latest information on your breaker.





NSXm Thermal Magnetic Trip Unit (TMD)

- Ics = 100% Icu as per IEC 60947-2
- Adjustable thermal setting 0.7 to 1 x In
- Fixed magnetic settings
- Single frame size upto 160A
- 5 breaking capacities from 16kA to 70kA
- With compression lug connectors
- All the circuit breakers have a transparent lead-sealable cover

Breaking Capacity Icu as per IEC 60947-2	Rated Current	Three Pole Reference	Unit MRP [₹]	Four Pole Reference	Unit MRP [₹]
16kA	16A	C11E3TM016B	13750	C11E6TM016B	19750
	25A	C11E3TM025B	13750	C11E6TM025B	19750
	32A	C11E3TM032B	13750	C11E6TM032B	19750
	40A	C11E3TM040B	13750	C11E6TM040B	19750
	50A	C11E3TM050B	13750	C11E6TM050B	19750
	63A	C11E3TM063B	13750	C11E6TM063B	19750
	80A	C11E3TM080B	13750	C11E6TM080B	19750
	100A	C11E3TM100B	13750	C11E6TM100B	19750
	125A	C12E3TM125B	24360	C12E6TM125B	30000
160A	C12E3TM160B	26070	C12E6TM160B	32690	
25kA	16A	C11B3TM016B	13750	C11B6TM016B	19750
	25A	C11B3TM025B	13750	C11B6TM025B	19750
	32A	C11B3TM032B	13750	C11B6TM032B	19750
	40A	C11B3TM040B	13750	C11B6TM040B	19750
	50A	C11B3TM050B	13750	C11B6TM050B	19750
	63A	C11B3TM063B	13750	C11B6TM063B	19750
	80A	C11B3TM080B	13750	C11B6TM080B	19750
	100A	C11B3TM100B	13750	C11B6TM100B	19750
	125A	C12B3TM125B	24360	C12B6TM125B	30000
160A	C12B3TM160B	26070	C12B6TM160B	32690	
36kA	16A	C11F3TM016B	16750	C11F6TM016B	21200
	25A	C11F3TM025B	16750	C11F6TM025B	21200
	32A	C11F3TM032B	16750	C11F6TM032B	21200
	40A	C11F3TM040B	16750	C11F6TM040B	21200
	50A	C11F3TM050B	16750	C11F6TM050B	21200
	63A	C11F3TM063B	16750	C11F6TM063B	21200
	80A	C11F3TM080B	16750	C11F6TM080B	21200
	100A	C11F3TM100B	16750	C11F6TM100B	21200
	125A	C12F3TM125B	25030	C12F6TM125B	31160
160A	C12F3TM160B	26270	C12F6TM160B	33610	
50kA	16A	C11N3TM016B	19920	C11N6TM016B	24970
	25A	C11N3TM025B	19920	C11N6TM025B	24970
	32A	C11N3TM032B	19920	C11N6TM032B	24970
	40A	C11N3TM040B	19920	C11N6TM040B	24970
	50A	C11N3TM050B	19920	C11N6TM050B	24970
	63A	C11N3TM063B	19920	C11N6TM063B	24970
	80A	C11N3TM080B	19920	C11N6TM080B	24970
	100A	C11N3TM100B	19920	C11N6TM100B	24970
	125A	C12N3TM125B	30090	C12N6TM125B	34600
160A	C12N3TM160B	30730	C12N6TM160B	36330	
70kA	16A	C11H3TM016B	25460	C11H6TM016B	32840
	25A	C11H3TM025B	25460	C11H6TM025B	32840
	32A	C11H3TM032B	25460	C11H6TM032B	32840
	40A	C11H3TM040B	25460	C11H6TM040B	32840
	50A	C11H3TM050B	25460	C11H6TM050B	32840
	63A	C11H3TM063B	25460	C11H6TM063B	32840
	80A	C11H3TM080B	25460	C11H6TM080B	32840
	100A	C11H3TM100B	25460	C11H6TM100B	32840
	125A	C12H3TM125B	47390	C12H6TM125B	50360
160A	C12H3TM160B	47900	C12H6TM160B	51380	

Note: For Everlink type NSXm MCCBs add prices of LV426970 (3Pole) or LV426971(4Pole) -2 Sets in above MCCBs

For details on stockable and non stockable status, technical parameter, please contact Customer Care Centre

NORMAL STOCK ITEMS

W.E.F. January 17th, 2024



NSXm integrated Earth Leakage protection (MicroLogic Vigi 4.1 Trip Unit)

- Standard protection of distribution cables
- Earth leakage protection
- Indication of:
 - Overload alarming (via LEDs and via SDx module)
 - Overload tripping (via the SDx module)
- Earth leakage alarming (via the SDx module)
- Earth leakage tripping (via front face screen and the SDx module).

Breaking Capacity Icu as per IEC 60947-2	Rated Current	Three Pole Reference	Unit MRP [₹]	Four Pole Reference	Unit MRP [₹]
16kA	25A	C11E34V025B	40820	C11E44V025B	45690
	50A	C11E34V050B	40820	C11E44V050B	45690
	100A	C11E34V100B	40820	C11E44V100B	45690
	160A	C12E34V160B	43320	C12E44V160B	48880
25kA	25A	C11B34V025B	43060	C11B44V025B	48280
	50A	C11B34V050B	43060	C11B44V050B	48280
	100A	C11B34V100B	43060	C11B44V100B	48280
	160A	C12B34V160B	45590	C12B44V160B	54920
36kA	25A	C11F34V025B	43060	C11F44V025B	49560
	50A	C11F34V050B	43060	C11F44V050B	49560
	100A	C11F34V100B	43060	C11F44V100B	49560
	160A	C12F34V160B	47010	C12F44V160B	55870
50kA	25A	C11N34V025B	47010	C11N44V025B	53340
	50A	C11N34V050B	47010	C11N44V050B	53340
	100A	C11N34V100B	47010	C11N44V100B	53340
	160A	C12N34V160B	53340	C12N44V160B	56980
70kA	25A	C11H34V025B	51910	C11H44V025B	59680
	50A	C11H34V050B	51910	C11H44V050B	59680
	100A	C11H34V100B	51910	C11H44V100B	59680
	160A	C12H34V160B	63790	C12H44V160B	70900

For details on non-standard references, technical parameters, stockable and non-stockable status, please contact Customer Care Centre.

NORMAL STOCK ITEMS

W.E.F. January 17th, 2024



- Suitability for isolation as defined by standard IEC 60947-3
- Self protected by their high-set magnetic release
- Single frame size upto 160A

ComPact NSXm NA switch-disconnector

With Compression Lug connectors

Rated Current	Three Pole Reference	Unit MRP [₹]	Four Pole Reference	Unit MRP [₹]
50A	C113050BS	14100	C114050BS	20850
100A	C113100BS	14100	C114100BS	20850
160A	C123160BS	28830	C124160BS	38470

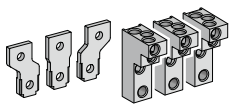
ComPact NSXm NA switch-disconnector

With EverLink™ connectors

Rated Current	Three Pole Reference	Unit MRP [₹]	Four Pole Reference	Unit MRP [₹]
50A	C113050LS	14810	C114050LS	21910
100A	C113100LS	14810	C114100LS	21910
160A	C123160LS	30320	C124160LS	40440

Accessories for ComPact NSXm

16A to 160A



Terminal spreaders



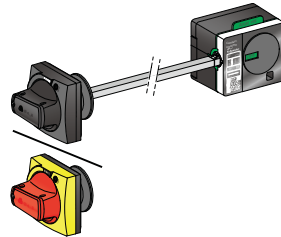
OF or SD auxiliary contact standard



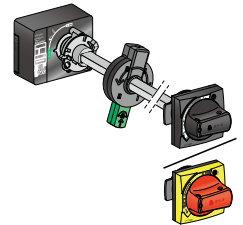
MN or MX voltage releases standard



Direct rotary handle



Side Rotary handle



Extended rotary handle

NSXm Accessories

Auxiliary contacts (changeover)

Description	Reference	Unit MRP [₹]
Standard OF or SD	LV426950	1170

Rotary Handles

Description	Reference	Unit MRP [₹]
-------------	-----------	--------------

Direct rotary handle

Standard black handle	LV426930/ LV426930T	1500
-----------------------	------------------------	------

Extended rotary handle

Standard extended rotary black handle	LV426932/ LV426932T	2390
---------------------------------------	------------------------	------

Side rotary handle

Standard side rotary black handle	LV426935/ LV426935T	3830
-----------------------------------	------------------------	------

Voltage Releases

Description	Shunt Release Reference	Unit MRP [₹]	Under Voltage Reference	Unit MRP [₹]
AC				
24 V 50/60 Hz	LV426841	3140	LV426801	4040
48 V 50/60 Hz	LV426842	4270	LV426802	4490
110-130 V 50/60 Hz	LV426843	2850	LV426803	3620
220-240 V 50/60 Hz	LV426844	2930	LV426804	3620
380-415 V 50 Hz	LV426846	2780	LV426806	3620
DC				
24 V	LV426841	3140	LV426801	4040
48 V	LV426842	4270	LV426802	4490
125 V	LV426843	2850	LV426803	3620
250 V	LV426844	2930	LV426815	4380

Spreader Links

Description	Reference	Unit MRP [₹]
-------------	-----------	--------------

Spreaders & Phase Barriers

Spreaders (Set of 3) 3P	LV426940	880
Spreaders (Set of 4) 4P	LV426941	1200

Everlink Accessories

Description	Reference	Unit MRP [₹]
-------------	-----------	--------------

Everlink Connectors

EverLink connector with control wire terminal for 3P (Set of 3)	LV426970	1080
EverLink connector with control wire terminal for 4P (Set of 4)	LV426971	1410


For details on stockable and non stockable status, technical parameter, please contact Customer Care Centre

NORMAL STOCK ITEMS

W.E.F. January 17th, 2024

COMPACT

Moulded Case Circuit Breaker



The new generation of reliable ComPacT circuit breakers features improved performance and easier installation.

- Gain a competitive edge with easy-to-upgrade, wireless connectivity of circuit breakers and panels.
- Experience easier installation thanks to a new ergonomic front-plate design.
- Improve build and installation times with screwless, plug-and-play auxiliaries.



ComPacT™ molded-case circuit breaker

se.com/compact-nsx

Life Is On

Schneider
Electric

ComPact NSX


New generation of ComPact MCCBs



- Ethernet based communication system for monitoring, control, alarm notification for energy, asset and network management
- Built-in energy metering with combined accuracy class of 2% for precise measurement
- Wireless auxiliary Contacts accelerates overall wiring time: status communication is done very simply and commissioned wirelessly
- Intelligent discrimination for continuity of service and enhanced discrimination by cascading
- Patented reflex tripping, independent of other protection functions, ensures ultra fast tripping in the event of very high short circuit
- Encapsulated roto-active double break contact system limits fault current for extended system life
- Best in class electrical life (30k cycles for NSX 100 @ 440 V) reduces operational expenditure
- High performance => Ics = Icu = 100kA @ 690V AC

Range Details:

- 16A to 630A in two frames sizes
- Breaking capacity up to 200kA @ 415V
- TMD and Electronic based trip unit
- Available in Fixed, Plug-in and Draw out type versions



MCCB Basic Block

Trip Unit

Complete MCCB



NSX Thermal Magnetic Trip Unit (TM-D)

- Ics = 100% Icu as per IEC 60947-2
- Adjustable thermal setting 0.7 to 1 x In
- Adjustable magnetic setting 5 to 10 x Ir **
- Transparent cover for trip unit as standard
- Breaking Capacity enhancement upto 150kA with a higher capacity upstream (Cascading)

Breaking Capacity Icu as per IEC 60947-2	Rated Current	Three Pole Reference	Unit MRP [₹]	Four Pole Reference	Unit MRP [₹]
25kA	16A	C10B3TM016	13630	C10B6TM016	19580
	25A	C10B3TM025 ✓	13630	C10B6TM025	19580
	32A	C10B3TM032 ✓	13630	C10B6TM032	19580
	40A	C10B3TM040 ✓	13630	C10B6TM040	19580
	50A	C10B3TM050	13630	C10B6TM050	19580
	63A	C10B3TM063 ✓	13630	C10B6TM063 ✓	19580
	80A	C10B3TM080 ✓	13630	C10B6TM080	19580
	100A	C10B3TM100 ✓	13630	C10B6TM100 ✓	19580
	125A	C16B3TM125 ✓	24150	C16B6TM125 ✓	29750
	160A	C16B3TM160 ✓	25840	C16B6TM160 ✓	32410
	200A	C25B3TM200	37220	C25B6TM200 ✓	44780
	250A	C25B3TM250 ✓	37950	C25B6TM250 ✓	45670
36kA	16A	C10F3TM016 ✓	16600	C10F6TM016	21020
	25A	C10F3TM025 ✓	16600	C10F6TM025	21020
	32A	C10F3TM032 ✓	16600	C10F6TM032 ✓	21020
	40A	C10F3TM040 ✓	16600	C10F6TM040	21020
	50A	C10F3TM050	16600	C10F6TM050	21020
	63A	C10F3TM063 ✓	16600	C10F6TM063 ✓	21020
	80A	C10F3TM080 ✓	16600	C10F6TM080	21020
	100A	C10F3TM100 ✓	16600	C10F6TM100 ✓	21020
	125A	C16F3TM125 ✓	24810	C16F6TM125 ✓	30900
	160A	C16F3TM160 ✓	26050	C16F6TM160 ✓	33330
	200A	C25F3TM200 ✓	37710	C25F6TM200 ✓	46470
	250A	C25F3TM250 ✓	38790	C25F6TM250 ✓	48350
50kA	16A	C10N3TM016	19750	C10N6TM016	24760
	25A	C10N3TM025	19750	C10N6TM025	24760
	32A	C10N3TM032 ✓	19750	C10N6TM032	24760
	40A	C10N3TM040 ✓	19750	C10N6TM040	24760
	50A	C10N3TM050	19750	C10N6TM050	24760
	63A	C10N3TM063 ✓	19750	C10N6TM063	24760
	80A	C10N3TM080 ✓	19750	C10N6TM080	24760
	100A	C10N3TM100 ✓	19750	C10N6TM100	24760
	125A	C16N3TM125 ✓	29840	C16N6TM125	34310
	160A	C16N3TM160 ✓	30470	C16N6TM160	36020
	200A	C25N3TM200 ✓	40640	C25N6TM200	49650
	250A	C25N3TM250 ✓	41420	C25N6TM250	52670
70kA	16A	C10H3TM016	25250	C10H6TM016	32560
	25A	C10H3TM025	25250	C10H6TM025	32560
	32A	C10H3TM032	25250	C10H6TM032	32560
	40A	C10H3TM040	25250	C10H6TM040	32560
	50A	C10H3TM050	25250	C10H6TM050	32560
	63A	C10H3TM063 ✓	25250	C10H6TM063	32560
	80A	C10H3TM080	25250	C10H6TM080	32560
	100A	C10H3TM100 ✓	25250	C10H6TM100	32560
	125A	C16H3TM125	46990	C16H6TM125	49930
	160A	C16H3TM160 ✓	47490	C16H6TM160	50940
	200A	C25H3TM200	53980	C25H6TM200	70140
	250A	C25H3TM250 ✓	54500	C25H6TM250	70840

Note:

- ** applicable for NSX 200A & 250A
- For higher breaking capacities (100kA and 150kA); for Generator Protection MCCB and other special application MCCB, contact our nearest Sales office.

For details on non-standard references, technical parameters, stockable and non-stockable status, please contact Customer Care Centre.

✓ NORMAL STOCK ITEMS

W.E.F. January 17th, 2024



NSX Micrologic 2 (µP -ASIC based)

- Protection type LS01N
- Ics = 100% Icu as per IEC 60947-2
- Adjustable overload from 0.40 to 1 x In
- Adjustable short circuit from 1.5 to 10 x Ir
- Innovative front indication LED's (Ready, Overload pre-alarm & Overload)
- Two frame sizes up to 630A
- Breaking Capacity enhancement upto 150kA with a higher capacity upstream (Cascading)
- Adjustable neutral protection - N, N/2, OFF for 4 Pole MCCB

Breaking Capacity Icu as per IEC 60947-2	Rated Current	Three Pole Reference	Unit MRP [₹]	Four Pole Reference	Unit MRP [₹]
25kA	40A	C10B32D040 <input checked="" type="checkbox"/>	24700	C10B42D040	31780
	100A	C10B32D100 <input checked="" type="checkbox"/>	24700	C10B42D100 <input checked="" type="checkbox"/>	31780
	160A	C16B32D160 <input checked="" type="checkbox"/>	31540	C16B42D160 <input checked="" type="checkbox"/>	40240
	250A	C25B32D250 <input checked="" type="checkbox"/>	41450	C25B42D250 <input checked="" type="checkbox"/>	53170
36kA	40A	C10F32D040	25110	C10F42D040	31930
	100A	C10F32D100 <input checked="" type="checkbox"/>	25110	C10F42D100 <input checked="" type="checkbox"/>	31930
	160A	C16F32D160 <input checked="" type="checkbox"/>	32100	C16F42D160 <input checked="" type="checkbox"/>	44360
	250A	C25F32D250 <input checked="" type="checkbox"/>	43400	C25F42D250 <input checked="" type="checkbox"/>	60140
	400A	C40F32D400 <input checked="" type="checkbox"/>	60710	C40F42D400 <input checked="" type="checkbox"/>	69220
	630A	C63F32D630 <input checked="" type="checkbox"/>	64460	C63F42D630 <input checked="" type="checkbox"/>	82460
50kA	40A	C10N32D040	30120	C10N42D040	40750
	100A	C10N32D100 <input checked="" type="checkbox"/>	30120	C10N42D100 <input checked="" type="checkbox"/>	41960
	160A	C16N32D160 <input checked="" type="checkbox"/>	38160	C16N42D160	49650
	250A	C25N32D250 <input checked="" type="checkbox"/>	49570	C25N42D250 <input checked="" type="checkbox"/>	64430
	400A	C40N32D400 <input checked="" type="checkbox"/>	62910	C40N42D400 <input checked="" type="checkbox"/>	81700
	630A	C63N32D630 <input checked="" type="checkbox"/>	65210	C63N42D630 <input checked="" type="checkbox"/>	86370
70kA	40A	C10H32D040	38030	C10H42D040	48160
	100A	C10H32D100	38610	C10H42D100	48160
	160A	C16H32D160	50990	C16H42D160	65080
	250A	C25H32D250	57270	C25H42D250	82650
	400A	C40H32D400 <input checked="" type="checkbox"/>	71570	C40H42D400	93990
	630A	C63H32D630 <input checked="" type="checkbox"/>	73340	C63H42D630	114080

Note: For higher breaking capacities (100kA and 150kA); for Generator Protection MCCB and other special application MCCB, contact our nearest Sales office.

NSX Micrologic 2 (µP -ASIC based) / TMD / MA+ shunt +GFP

- Protection type LS01GN
- Ics = 100% Icu as per IEC 60947-2
- Fault indication for GF (LED type) meant for human safety
- Adjustable overload from 0.36 to 1 x In
- Adjustable short circuit from 1.5 to 10 x Ir
- Adjustable earth fault sensitivity selection 10 to 60%
- Innovative front indication LED's (Ready, Overload pre-alarm & Overload)
- Two frame sizes up to 630A
- Suitable for 3P3W & 3P4W electrical distribution network
- Breaking Capacity enhancement upto 150kA with a higher capacity upstream (Cascading)
- Adjustable neutral protection - N, N/2, OFF for 4 Pole MCCB



MCCB Frame	Relay Module rated current	3 Ph + 3W Reference	Unit MRP [₹]	3 Ph + 4W Reference	Unit MRP [₹]
CVS/NSX100	32, 40, 50, 63, 80, 100	GFP11CT13P <input checked="" type="checkbox"/>	7630	GFP11CT14P <input checked="" type="checkbox"/>	8350
CVS/NSX 160 / 250	125, 160, 200, 250	GFP12CT23P <input checked="" type="checkbox"/>	8660	GFP12CT24P <input checked="" type="checkbox"/>	9790
CVS/NSX 400 / 630	400, 630	GFP13CT33P <input checked="" type="checkbox"/>	13110	GFP13CT34P <input checked="" type="checkbox"/>	14300

Note: Kindly order NSX/CVS MCCB +GFP+. Shunt trip coil.

For details on non-standard references, technical parameters, stockable and non-stockable status, please contact Customer Care Centre.

NORMAL STOCK ITEMS

W.E.F. January 17th, 2024



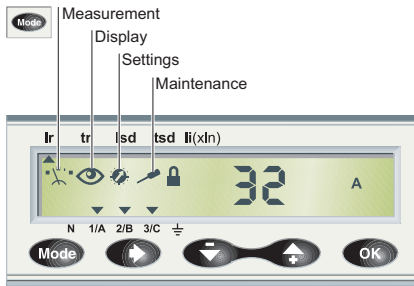
NSX Micrologic 6E

Protection

- $I_{cs} = 100\% I_{cu}$ as per IEC 60947-2
- Breaking Capacity enhancement upto 150kA with a higher capacity upstream (Cascading)
- External Neutral CT required for highly un-balanced TP-N system (* has to be ordered at extra price)
- Adjustable neutral protection - N, N/2, OFF and oversized neutral (standard feature) for 4 Pole MCCB.
- Adjustable overload from I_r 0.4 to $1 \times I_n$ and $t_r = 0.5$ to 16 s
- Adjustable short circuit from I_{sd} 1.5 to $10 \times I_r$ and $t_{sd} I_{2t}$ ON/OFF 0.1 to 0.4s
- Adjustable earth fault 0.4 to $1 \times I_n$ (for $I_n=40A$) & 0.2 to $1 \times I_n$ (for $I_n>40A$) and $t_g I_{2t}$ ON/OFF 0.1 to 0.4s
- Instantaneous protection I_i $1.5 \times I_n$ to $15 \times I_n$ (40 - 160A), $12 \times I_n$ (250 to 400A) and $11 \times I_n$ (630A)
- Zone Selective Interlocking (ZSI) as standard

Measurement & Diagnostics

- Current, Voltage, Power factor and Frequency measurement
- Power Quality Indicator (THD for Current and Voltage)
- Active, Reactive and Apparent Power measurement and **Embedded Energy metering**
- Demand and maximum demand values
- Indications for fault types, Alarms and Histories with timestamping
- Fault distinction on the display of trip unit (type of fault, interrupted fault current and faulty phase)
- Operation, trip and alarm counters; Operating Hours counter
- Contact wear: Load profile and thermal image



Breaking Capacity I_{cu} as per IEC 60947-2	Rated Current	Three Pole Reference	Unit MRP [₹]	Four Pole Reference	Unit MRP [₹]
36kA	100A	C10F36E100	On Request	C10F46E100	On Request
	160A	C16F36E160	On Request	C16F46E160	On Request
	250A	C25F36E250	On Request	C25F46E250	On Request
	400A	C40F36E400	On Request	C40F46E400	On Request
	630A	C63F36E630	On Request	C63F46E630	On Request
50kA	100A	C10N36E100	On Request	C10N46E100	On Request
	160A	C16N36E160	On Request	C16N46E160	On Request
	250A	C25N36E250	On Request	C25N46E250	On Request
	400A	C40N36E400	On Request	C40N46E400	On Request
70kA	630A	C63N36E630	On Request	C63N46E630	On Request
	100A	C10H36E100	On Request	C10H46E100	On Request
	160A	C16H36E160	On Request	C16H46E160	On Request
	250A	C25H36E250	On Request	C25H46E250	On Request
	400A	C40H36E400	On Request	C40H46E400	On Request
	630A	C63H36E630	On Request	C63H46E630	On Request

For details on non-standard references, technical parameters, stockable and non-stockable status, please contact Customer Care Centre.

NORMAL STOCK ITEMS

W.E.F. January 17th, 2024



NSX Magnetic Trip Unit MA type

- $I_{cs} = 100\% I_{cu}$ as per IEC 60947-2
- Adjustable magnetic setting I_m 6 to 14 x I_n (2.5 to 100A) & 9 to 14 x I_n (150 to 200A)
- Type - 2 Co-ordination charts upto 110 kW at 400V
- Breaking Capacity enhancement upto 150kA with a higher capacity upstream (Cascading)
- Adjustable neutral protection - N, N/2, OFF for 4 Pole MCCB

Breaking Capacity I_{cu} as per IEC 60947-2	Rated Current	Three Pole Reference	Unit MRP [₹]
36kA	150A	C16F3MA150	26680
36kA	220A	C25F3MA220	43780
50kA	150A	C16N3MA150	32580
50kA	220A	C25N3MA220	48050
70kA	150A	C16H3MA150	48880
70kA	220A	C25H3MA220	75800



MCCBs for DC Network Protection

16A to 1200A in Two frames sizes with Thermal Magnetic Trip Unit (TMD)

- Up to 1200 A for ComPact NSX DC, protection is provided by thermal-magnetic trip units
- TM-D up to 160 A: fixed thermal threshold and magnetic pick-up
- TM-D up to 63 A: adjustable thermal threshold and fixed magnetic pick-up
- TM-DC from 80 to 250 A: fixed or adjustable (for 200 and 250 A) magnetic pick-up and adjustable thermal threshold
- TM-DC from 250 A to 1200 A adjustable magnetic pick-up and adjustable thermal threshold
- TM-G, up to 250 A: adjustable thermal threshold and fixed low magnetic pick-up to protect long cables

Breaking Capacity I_{cu} as per IEC 60947-2	Rated Current	Three Pole Reference	Unit MRP [₹]	Four Pole Reference	Unit MRP [₹]
36kA	400A	C40F3TM400D	52490	C40F4TM400D	59590
36kA	500A	C63F3TM500D	62960	C63F4TM500D	76970
36kA	600A	C63F3TM600D	66490	C63F4TM600D	80500
100kA	400A	C40S3TM400D	74950	C40S4TM400D	91290
100kA	500A	C63S3TM500D	81830	C63S4TM500D	98710
100kA	600A	C63S3TM600D	81830	C63S4TM600D	98710

For details on non-standard references, technical parameters, stockable and non-stockable status, please contact Customer Care Centre.

NORMAL STOCK ITEMS

W.E.F. January 17th, 2024



NSX Micrologic 4 Vigi

- Standard protection for electrical distribution-overload, short circuit & neutral protection
- Earth leakage protection-Adjustable leakage threshold ($I_{\Delta n}$) and adjustable time delay threshold
 - Sensitivity $I_{\Delta n}$ (A)
 - Type A: 30mA - 100mA - 300mA - 500mA - 1A - 3A - 5A (for the ratings 40 to 250A)
 - Type B: 300mA - 500mA - 1A - 3A - 5A - 10A (for the ratings 400 to 570A)
- Alarming & Fault Indication

Breaking Capacity I_{cu} as per IEC 60947-2	Rated Current	Three Pole Reference	Unit MRP [₹]	Four Pole Reference	Unit MRP [₹]
25kA	40A	C10B34V040	On Request	C10B44V040	On Request
	100A	C10B34V100	On Request	C10B44V100	On Request
	160A	C16B34V160	On Request	C16B44V160	On Request
	250A	C25B34V250	On Request	C25B44V250	On Request
36kA	40A	C10F34V040	On Request	C10F44V040	On Request
	100A	C10F34V100	On Request	C10F44V100	On Request
	160A	C16F34V160	On Request	C16F44V160	On Request
	250A	C25F34V250	On Request	C25F44V250	On Request
	400A	C40F34V400	On Request	C40F44V400	On Request
50kA	570A	C63F34V570	On Request	C63F44V570	On Request
	40A	C10N34V040	On Request	C10N44V040	On Request
	100A	C10N34V100	On Request	C10N44V100	On Request
	160A	C16N34V160	On Request	C16N44V160	On Request
	250A	C25N34V250	On Request	C25N44V250	On Request
70kA	400A	C40N34V400	On Request	C40N44V400	On Request
	570A	C63N34V570	On Request	C63N44V570	On Request
	40A	C10H34V040	On Request	C10H44V040	On Request
	100A	C10H34V100	On Request	C10H44V100	On Request
	160A	C16H34V160	On Request	C16H44V160	On Request
70kA	250A	C25H34V250	On Request	C25H44V250	On Request
	400A	C40H34V400	On Request	C40H44V400	On Request
	570A	C63H34V570	On Request	C63H44V570	On Request
	570A	C63H34V570	On Request	C63H44V570	On Request

For details on non-standard references, technical parameters, stockable and non-stockable status, please contact Customer Care Centre.

NORMAL STOCK ITEMS

W.E.F. January 17th, 2024



MCCB for 800V AC & 1000V AC NEW

- As per IEC 60947-2
- NSX Micrologic Trip unit LSol
- Icu, 36kA at 800V AC, 10kA at 1000V AC

Description	Reference	Unit MRP [₹]
NSX400K, 36kA at 800V AC, 10kA at 1000V AC, 3P3D 250A 2.3	C40K32D250	On Request
NSX400K, 36kA at 800V AC, 10kA at 1000V AC 3P3D 400A 2.3	C40K32D400	On Request
NSX400K, 36kA at 800V AC, 10kA at 1000V AC 4P4D 250A 2.3	C40K42D250	On Request
NSX400K, 36kA at 800V AC, 10kA at 1000V AC 4P4D 400A 2.3	C40K42D400	On Request

It is mandatory to install long terminal shields with lugs and bars

Description	Reference	Unit MRP [₹]
3P, Long terminal shield with 45mm pitch	LV432593	On Request
4P, Long terminal shield with 45mm pitch	LV432594	On Request
3P, Long terminal shield with 52.2mm pitch	LV432595	On Request
4P, Long terminal shield with 52.2mm pitch	LV432596	On Request

For details on non-standard references, technical parameters, stockable and non-stockable status, please contact Customer Care Centre.

NORMAL STOCK ITEMS

W.E.F. January 17th, 2024



Indication contacts



SDTAM remote indication relay module



SDx remote indication relay module



Voltage Release



Motor Mechanism

Description	Reference	Unit MRP [₹]
Auxiliary contacts (changeover) Multifunction		
OF or SD or SDE or SDV	29450 <input checked="" type="checkbox"/>	1100
OF or SD or SDE or SDV low level	29452	1310
SDE adaptor for trip unit TM or MA or Micrologic 2 \$\$	LV429451 <input checked="" type="checkbox"/>	1000
SDX 2-PROGRAMMABLE CONTACTS FOR MICROLOGIC		
SDx module 24/415 V AC/DC	LV429532	16800
SDTAM contactor tripping module for Micrologic 2- M/6 E-M		
SDTAM 24/415 V AC/DC overload fault indication	LV429424	17600

\$\$ To be considered along with SDE contact for MCCB with TMD/MA./Micrologic 2 protection.

Voltage Releases

Description	Shunt Release Reference	Unit MRP [₹]	Undervoltage Reference	Unit MRP [₹]
AC				
24 V 50/60 Hz	LV429384	3280	LV429404	4060
48 V 50/60 Hz	LV429385	3360	LV429405	4160
110-130 V 50/60 Hz	LV429386 <input checked="" type="checkbox"/>	3280	LV429406 <input checked="" type="checkbox"/>	4060
220-240 V 50/60 Hz	LV429387 <input checked="" type="checkbox"/>	3280	LV429407 <input checked="" type="checkbox"/>	4060
380-415 V 50 Hz	LV429388 <input checked="" type="checkbox"/>	3280	LV429408 <input checked="" type="checkbox"/>	4060
525 V 50 Hz	LV429389	3360	LV429409	5960
DC				
12 V	LV429382	3280	LV429402	4110
24 V	LV429390 <input checked="" type="checkbox"/>	3280	LV429410 <input checked="" type="checkbox"/>	4020
30 V	LV429391	3360	LV429411	5960
48 V	LV429392	3280	LV429412	4110
60 V	LV429383	4760	LV429403	5820
125 V	LV429393	3280	LV429413	4020
250 V	LV429394	3280	LV429414 <input checked="" type="checkbox"/>	3980

Installation Accessories

Description	100/160/250A Reference	Unit MRP [₹]	400/630A Reference	Unit MRP [₹]
Spreaders & Phase Barrier				
Spreaders (Set of 3) 3P	LV431563 <input checked="" type="checkbox"/>	760	32492 <input checked="" type="checkbox"/> /LV432492	1780
Spreaders (Set of 4) 4P	LV431564 <input checked="" type="checkbox"/>	1000	32493 <input checked="" type="checkbox"/> /LV432493	2170
Phase Barrier (Set of 6)	*	-	LV432570 <input checked="" type="checkbox"/>	1020
Interlocking				
For Breaker with Rotary Handle	LV429369	11740	LV432621	14850
For Breaker with Toggle	LV429354	14470	LV432614	15000
Mechanical Interlocking with Base Plate	29349**	-	32609**	-
Locking of Rotary Handle				
Locking Device	LV429344 <input checked="" type="checkbox"/>	760	LV432604 <input checked="" type="checkbox"/>	1020
Ronis Keylock (1 Lock + 1 Key set)	41940 <input checked="" type="checkbox"/>	5650	41940 <input checked="" type="checkbox"/>	5650
Ronis Keylock (2 Locks + 1 Key set)	41950 <input checked="" type="checkbox"/>	9510	41950 <input checked="" type="checkbox"/>	9510
Profalux Keylock (1 Lock + 1 Key set)	42888	8830	42888	8830
Profalux Keylock (2 Locks + 1 Key set)	42878	11080	42878	11080

* supplied as standard with spreader

** Mechanical Interlocking with Base Plate to be ordered with Safety trip interlock (LV429270 for 29349 and LV432520 for 32609)

For details on non-standard references, technical parameters, stockable and non-stockable status, please contact Customer Care Centre.

NORMAL STOCK ITEMS

W.E.F. January 17th, 2024



FDM121: Front Display Module



Test Battery



Power Supply Module B



SCM: Breaker Status and Control Module

Motor Mechanism

Type	Voltage	100/160A Reference	Unit MRP [₹]	250A Reference	Unit MRP [₹]	400/630A Reference	Unit MRP [₹]
Motor Mechanism Modules with SDE Adaptor ⁽¹⁾							
AC 50/60 Hz	48-60 V	LV429440	38260	LV431548	42290	LV432639	50360
	110-130 V	LV429433	31350	LV431540	34490	LV432640	50360
	220-240 V	LV429434 <input checked="" type="checkbox"/>	32240	LV431541 <input checked="" type="checkbox"/>	35630	LV432641 <input checked="" type="checkbox"/>	51790
	380-415 V	LV429435	31350	LV431542	34650	LV432642	50160
DC	440-480 V	LV429435	31350	LV431542	34650	LV432647	50110
	24-30 V	LV429436	42940	LV431543	46570	LV432643	61530
	48-60 V	LV429437	42940	LV431544	46570	LV432644	61530
	110-130 V	LV429438	42940	LV431545	46570	LV432645	61530
	250 V	LV429439	42940	LV431546	46570	LV432646	61530

(1) With every Motor Mechanism, please order 1 no. auxiliary contact additionally. For other voltages of motor mechanism please consult Customer Care.

Description	100/160/250A Reference	Unit MRP [₹]	400/630A Reference	Unit MRP [₹]
Locking of Motor Mechanism				
Keylock adaptor + Ronis keylock (special)	LV429449	4340	-	-
Locking Device	-	-	LV432649	1540
Ronis Keylock	-	-	41940 <input checked="" type="checkbox"/>	5650
Profalux Keylock	-	-	42888	8830
Torque Limiting Screws (Set of 12)	LV429513	3490	LV432513	3800

Monitoring and Control, test tools- ComPact and NSX100 - 630
Monitoring and Control (Remote Operation)

Description	Reference	Unit MRP [₹]
ULP Display Module		
Switchboard front display module FDM121	TRV00121 <input checked="" type="checkbox"/>	17260
ULP Wiring Accessories		
NSX cord L = 0.35 m	LV434200	4000
NSX cord L = 1.3 m	LV434201	4000
5 RJ45/RJ45 MALE Cord L = 1m	TRV00810	3780
10 Stacking connectors for COM interface	TRV00217	5880
ULP Communication Module		
IFM MODBUS Interface Module	LV434000	13500
BSCM (Breaker Status and Control Module)	LV434205 <input checked="" type="checkbox"/>	12420
Power Supply Modules		
External power supply module 24 V DC-1 A OVC IV		
200-240 V AC	LV454444 <input checked="" type="checkbox"/>	20610
Pocket battery for Micrologic NSX100-630	LV434206	25100

Maintenance Module for advanced configuration and testing, contact our nearest Sales office.
ULP = Universal Logic Plug

For details on non-standard references, technical parameters, stockable and non-stockable status, please contact Customer Care Centre.

NORMAL STOCK ITEMS

W.E.F. January 17th, 2024



Description	100/160/250A Reference	Unit MRP [₹]	400/630A Reference	Unit MRP [₹]
Rotary Handles				
Standard direct black handle	LV429337/ LV429337T ✓	1580	LV432597/ LV432597T ✓	2380
Standard extended rotary handle	LV429338/ LV429338T ✓	2170	LV432598/ LV432598T ✓	3860
Plug in Base (Complete Kit)				
3 Pole	LV429289 ✓	12800	LV432538 ✓	30210
4 Pole	LV429290 ✓	16580	LV432539 ✓	37660
Draw-Out Chassis Kit				
3 Pole				
Plug In base	LV429289 ✓	12800	LV432538 ✓	30210
Chassis Side Plate for base	LV429282 ✓	16910	LV432532 ✓	21410
Chassis Side Plate for breaker	LV429283 ✓	8970	LV432533 ✓	12490
4 Pole				
Plug In base	LV429290 ✓	16580	LV432539 ✓	37660
Chassis Side Plate for base	LV429282 ✓	16910	LV432532 ✓	21410
Chassis Side Plate for breaker	LV429283 ✓	8970	LV432533 ✓	12490
Plug In / Withdrawable version Accessories				
Automatic Auxilliary Connectors				
1 9-wire fixed connector (for base)	LV429273	1780	LV429273	1780
1 9-wire moving connector (for circuit breaker)	LV429274	1250	LV432523 ✓	1340
1 support for 2 moving connectors	LV429275	950	LV432525 ✓	950
Manual Auxilliary Connectors				
9-wire manual auxiliary connector (fixed + moving)	LV429272	6000	LV429272	6000


Note: Above auxiliary connectors to be used with Plug-in and Withdrawable MCCB when Auxiliary Contact, Shunt, UnderVoltage or Motor Mechanism is used.

For details on non-standard references, technical parameters, stockable and non-stockable status, please contact Customer Care Centre.

✓ NORMAL STOCK ITEMS

W.E.F. January 17th, 2024

Unique Modular Ground Fault Protection



Earth Fault Protection for EasyPact CVS/ ComPact NSX MCCBs Modular Device for EasyPact CVS/ ComPact NSX Range Moulded Case Circuit Breakers

- Adjustable earth fault sensitivity selection 10 to 60%
- Adjustable time delay Inst/ 0.5 - 3 sec.
- System healthiness check through LED indication
- Individual fault indication for OL/SC, EF when used with ComPact NSX & EasyPact CVS (Optional)
- Test facility to check healthiness of earth fault protection system without tripping MCCB
- Suitable for 3P3W & 3P4W electrical distribution network

MCCB Frame	Relay Module rated current	3 Ph + 3W Reference	Unit MRP [₹]	3 Ph + 4W Reference	Unit MRP [₹]
CVS/NSX100	32, 40, 50, 63, 80, 100	GFP11CT13P <input checked="" type="checkbox"/>	7630	GFP11CT14P <input checked="" type="checkbox"/>	8350
CVS/NSX 160 / 250	125, 160, 200, 250	GFP12CT23P <input checked="" type="checkbox"/>	8660	GFP12CT24P <input checked="" type="checkbox"/>	9790
CVS/NSX 400 / 630	400, 630	GFP13CT33P <input checked="" type="checkbox"/>	13110	GFP13CT34P <input checked="" type="checkbox"/>	14300

Note: Kindly order one no. Shunt trip coil along with one Ground Fault Protection Module for CVS100 to 630.

Earth Leakage Protection

ComPact NSX VigiPacT Add-on Module



- Compliance with Standards - IEC60947-2 annex B, IEC 60755, Type A, immunity to DC components up to 6 mA
- Sensitivity In (A)-0.03, 0.1, 0.3, 0.5, 1, 3
- Time delay (ms)-0, 60, 150, 300, 500, 800, 1.2s, 4s
- VigiPacT add-on may be equipped with an auxiliary contact (SDV) to remotely signal tripping due to an earth fault
- Self powered - "no external supply required"

MCCB Frame	Three Pole Reference ⁽¹⁾	Unit MRP [₹]	Four Pole Reference	Unit MRP [₹]
NSX - 100/160	LV429488 <input checked="" type="checkbox"/>	26970	LV429489	29800
NSX - 250	LV429492	29730	LV429493	30400
NSX - 400/630	LV432464	73630	LV432465	78850

For details on non-standard references, technical parameters, stockable and non-stockable status, please contact Customer Care Centre.

NORMAL STOCK ITEMS

W.E.F. January 17th, 2024



New PacT Series

ComPacT NS

Molded Case Circuit Breakers
and Switch-Disconnectors
from 630b to 1600 A



se.com/in

Life Is On

Schneider
Electric

ComPact NS

Deliver the best solution for your customers



- Enhance power availability with total control of selectivity and power management with advanced trip unit.
- Optimize panel cost with cascading; the Compact NS technology covers all your needs from 630 to 1600 A, with a breaking capacity from 50 to 200 kA.
- Equipped with electronic control units, the Compact NS circuit breakers ensure protection and measurement of your electrical installation.
- Provide efficiency to your customer with small size and multi-ways of installation and highly immune protection system insensitive to disturbances (IEC 60947-2 Annex F).

Standards

Compact NS circuit breakers and auxiliaries comply with:

- IEC/EN 60947-1: General rules
- IEC/EN 60947-2: Circuit-breakers
- IEC/EN 60947-3: Switch-disconnectors
- IEC/EN 60947-4-1: Contactors and motor-starters
- IEC/EN 60947-5-1: Control circuit devices

Contribute to a Better World. Enhance Sustainability with ComPacT Range

Achieve Green Building Certification with Green Premium Ecolabel

In compliance with ISO 14025 PEP ecopassport program, we publish a comprehensive Life Cycle Analysis of our product, providing the environmental data you need to achieve Green Building certifications.

For example, ComPacT NS contribute to 3 LEED™ points in the Building Product Disclosure and Optimization section:

- Environmental Product Declaration
- Material Ingredients



ComPacT range is now enriched with the new ComPacT NS, designed according to the EcoDesign Way™ by Schneider. It now features new space saving frame size for reduced resource consumption, and more.



Micrologic Control Units - Salient Features

Circuit breakers and switch-disconnectors from 800 to 1600A

- Category B MCCBs
- Ethernet based monitoring, control, alarm notification for energy, asset and network management
- Built-in energy metering with combined accuracy class of 2% for improved energy efficiency
- Total Discrimination
- With Micrologic Trip Units (Common for ACBs & MCCBs) - Unique Feature
- Available in both fixed & drawout versions, manually & electrically operated



Micrologic

With Micrologic 2.0

- LED overload alarm indicator
- Test Facility
- Adjustable neutral protection - N, N/2, OFF for 4 Pole MCCBs
- Adjustable overload (I_r) 0.4 to 1 x I_n
- Adjustable short circuit (Instantaneous) 1.5 to 10 x I_r



Micrologic A

Micrologic 6.0.A Manual & Electrical Fixed

- Features over and above Micrologic 2.0
- Earth fault protection 0.3 to 1 x I_n (for I_n < 400A) & 0.2 to 1 x I_n (for 400A < I_n > 1250A), 500A to 20A x I_n (for I_n >= 1250A), time setting I_{2t} ON/OFF 0.1 - 0.4s and time delay
- With ammeter display & bargraph (unique feature of Schneider MCCB)
- Internal fault (A_p), Individual fault indication by LED
- Zone Selective Interlocking
- Optional Communication



Micrologic E

Micrologic 6.0E (Embedded Energy Metering)

- Features over and above Micrologic 6.0 A
- Current measurement: Ammeter, current demand,
- Voltages (ph-ph, ph-N & unbalance), Power (P,Q,S), power factor, power demand, Energy (E_p, E_q, E_s)

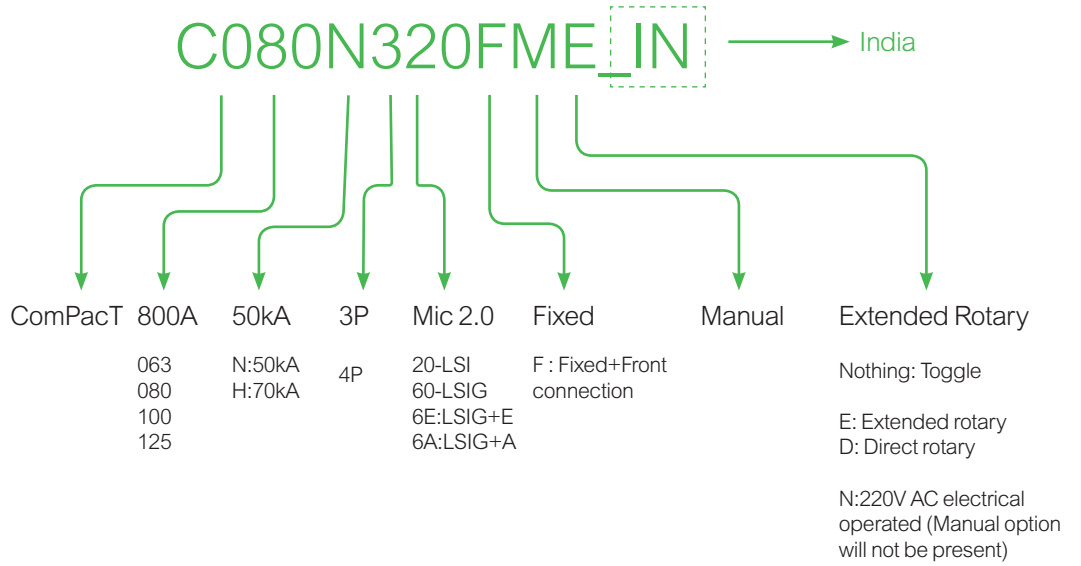


Micrologic P

Micrologic 6.0P

- Micrologic P control units include all the functions offered by Micrologic E
- Measure voltages and calculate power and energy values
- New protection functions based on currents, voltages, frequency
- Power reinforce load protection in real time.

New Gen Compact NS Reference



Breaking Capacity Icu as per IEC 60947-2	Current Rating	Three Pole Reference	Unit MRP [₹]	Four Pole Reference	Unit MRP [₹]
50kA	800A	C080N320FME_IN	On Request	C080N420FME_IN	On Request
	800A	C080N36AFME_IN	On Request	C080N46AFME_IN	On Request
	800A	C080N320FMD_IN*	On Request	C080N46EFME_IN*	On Request
	800A	C080N320FN_IN**	On Request	C080N420FN_IN	On Request
70kA	800A	C080H320FME_IN	On Request	C080H46AFME_IN	On Request
	800A	C080H36AFME_IN	On Request	-	-
50kA	1000A	C100N320FME_IN	On Request	C100N420FME_IN	On Request
	1000A	C100N36AFME_IN	On Request	C100N46AFME_IN	On Request
	1250A	C125N320FME_IN	On Request	C125N420FME_IN	On Request

Note: References for different rating & combination, reach out to Schneider Electric representative

* Direct rotary handle

** 220V AC Electrical operated

EasyPact EZC

Safe, Reliable and Easy



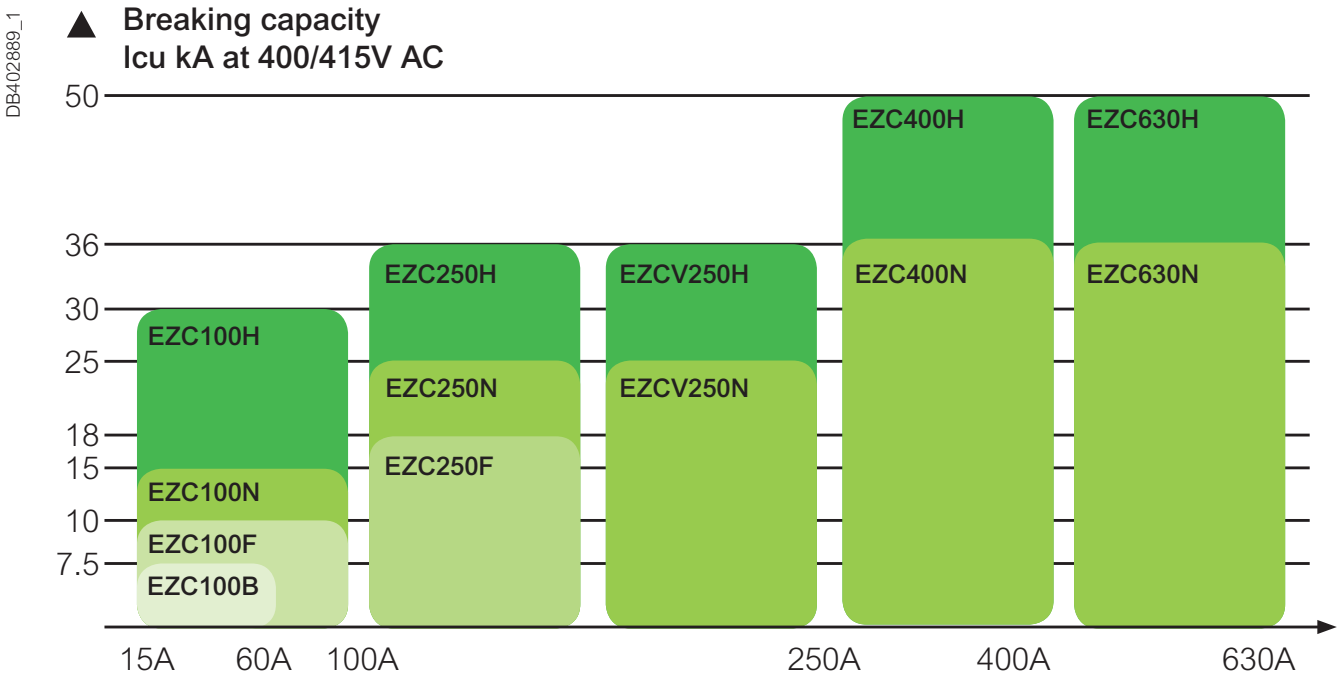
With just three sizes of circuit breakers, Schneider Electric's **EasyPact EZC** system is the simple, universal solution, particularly

adapted to Buildings and OEM segments

- Suitability for Isolation ensures safety
- Compliance to RoHS (Restriction of Hazardous Substances) for environment safety

Range Details:

- Global MCCB offer from 15A to 600A
- Breaking capacity upto 50kA @ 415 V AC
- 1P, 2P, 3P and 4P versions available
- EZC AC version is suitable for DC applications upto 250V DC (15A to 250A breaking capacity up to 30kA)



For details on non-standard references, technical parameters, stockable and non-stockable status, please contact Customer Care Centre.

☑ NORMAL STOCK ITEMS

W.E.F. January 17th, 2024

EZC Fixed Thermal Magnetic Trip Unit (TMD)

- Conforms to IEC60947-2
- Suitable for isolation

BREAKING CAPACITY ICU AS PER IEC 60947-2	Rated Current	Three Pole Reference	Unit MRP [₹]
"10 kA @ 415V AC 5kA @ 250V DC (2pole in series)"	16A	EZC100F3016	3740
	20A	EZC100F3020	3740
	25A	EZC100F3025	3740
	32A	EZC100F3032	3740
	40A	EZC100F3040	3740
	50A	EZC100F3050	3740
	63A	EZC100F3063	3740
	80A	EZC100F3080	3740
	100A	EZC100F3100	3740
	"18 kA @ 415V AC 5kA @ 250V DC (2pole in series)"	125A	EZC250F3125
150A		EZC250F3150	9680
160A		EZC250F3160	10970
175A		EZC250F3175	13480
200A		EZC250F3200	13480

Breaking Capacity Icu as per IEC 60947-2	Rated Current	Three Pole Reference	Unit MRP [₹]
"18 kA @ 415V AC 5kA @ 250V DC (2pole in series)"	250A	EZC250F3250	15760

Breaking Capacity Icu as per IEC 60947-2	Rated Current	Single Pole	Unit MRP [₹]
"18 kA @ 240V AC 5kA @ 125V DC "	16A	EZC100N1016	5000
	20A	EZC100N1020	3030
	25A	EZC100N1025	3460
	32A	EZC100N1032	3460
	40A	EZC100N1040	3030
	50A	EZC100N1050	3030
	63A	EZC100N1063	3460
	80A	EZC100N1080	3460
	100A	EZC100N1100	3030

Breaking Capacity Icu as per IEC 60947-2	Rated Current	Two Pole Reference	Unit MRP [₹]
"50 kA @ 240V AC 10kA @ 250V DC (2pole in series)"	16A	EZC100H2016	4940
	20A	EZC100H2020	4940
	25A	EZC100H2025	4940
	32A	EZC100H2032	4940
	40A	EZC100H2040	4940
	50A	EZC100H2050	4940
	63A	EZC100H2063	4940
	80A	EZC100H2080	4940
	100A	EZC100H2100	4940
	"85 kA @ 240V AC 30kA @ 250V DC (2pole in series)"	125A	EZC250H2125
150A		EZC250H2150	12260
160A		EZC250H2160	13670
175A		EZC250H2175	14420
200A		EZC250H2200	14420

Breaking Capacity Icu as per IEC 60947-2	Rated Current	Three Pole Reference	Unit MRP [₹]
"85 kA @ 240V AC 30kA @ 250V DC (2pole in series)"	250A	EZC250H2250	14830

Note:

- Contact customer care for 1P(up to 100A) and 2P (up to 250A) requirements.

For details on non-standard references, technical parameters, stockable and non-stockable status, please contact Customer Care Centre.

☑ NORMAL STOCK ITEMS

W.E.F. January 17th, 2024

Breaking Capacity Icu as per IEC 60947-2	Rated Current	Three Pole Reference	Unit MRP [₹]	Four Pole Reference	Unit MRP [₹]
"30 kA @ 415V AC 10kA @ 250V DC (2pole in series)"	15A	EZC100H3015	6750	-	-
	20A	EZC100H3020	6750	EZC100H4020	9360
	25A	EZC100H3025	6750	EZC100H4025	9580
	32A	EZC100H3032	6750	EZC100H4032	9360
	40A	EZC100H3040	6750	EZC100H4040	9360
	50A	EZC100H3050	6750	EZC100H4050	9360
	63A	EZC100H3063	6750	EZC100H4063	9360
	80A	EZC100H3080	6750	EZC100H4080	9360
	100A	EZC100H3100	6750	EZC100H4100	9360
	125A	EZC250N3125	9850	EZC250N4125	13590
"25 kA @ 415V AC 20kA @ 250V DC (2pole in series)"	160A	EZC250N3160	11930	EZC250N4160	15980
	200A	EZC250N3200	14170	EZC250N4200	17860
Breaking Capacity Icu as per IEC 60947-2	Rated Current	Three Pole Reference	Unit MRP [₹]	Four Pole Reference	Unit MRP [₹]
"25 kA @ 415V AC 20kA @ 250V DC (2pole in series)"	250A	EZC250N3250	16190	EZC250N4250	20940
Breaking Capacity Icu as per IEC 60947-2	Rated Current	Three Pole Reference	Unit MRP [₹]	Four Pole Reference	Unit MRP [₹]
"36 kA @ 415V AC 30kA @ 250V DC (2pole in series)"	125A	EZC250H3125	10040	EZC250H4125	13530
	160A	EZC250H3160	13140	EZC250H4160	16540
	200A	EZC250H3200	16320	EZC250H4200	22060
Breaking Capacity Icu as per IEC 60947-2	Rated Current	Three Pole Reference	Unit MRP [₹]	Four Pole Reference	Unit MRP [₹]
"36 kA @ 415V AC 30kA @ 250V DC (2pole in series)"	250A	EZC250H3250	18260	EZC250H4250	24650
	320A	EZC400H3320N	27560	EZC400H4320N	31800
"50 kA @ 415V AC"	400A	EZC400H3400N	28440	EZC400H4400N	38070
	500A	EZC630H3500N	37740	EZC630H4500N	49040
	600A	EZC630H3600N	39320	EZC630H4600N	51250

Note:

- Contact customer care for 1P(up to 100A) and 2P (up to 250A) requirements

Description	EZC100 Reference	Unit MRP [₹]	EZC250 Reference	Unit MRP [₹]
Auxiliary Contacts (changeover) Multifunction				
Auxiliary Switch 1 C/O	EZAUX10 <input checked="" type="checkbox"/>	1190	EZEAX <input checked="" type="checkbox"/>	1450
Alarm Switch 1 C/O	EZAUX01	1190	EZEAL <input checked="" type="checkbox"/>	1450
Alarm - Auxiliary Switch	EZAUX11 <input checked="" type="checkbox"/>	1770	EZEAXAL	2100
Spreaders				
Spreaders *(Set Of 3) 3P	EZASPDR3P <input checked="" type="checkbox"/>	280	EZESPDR3P <input checked="" type="checkbox"/>	720
Spreaders *(Set Of 4) 4P	EZASPDR4P <input checked="" type="checkbox"/>	1000	EZESPDR4P	920
Phase Barriers	EZAFASB2	300	EZEFASB2	420
Rotary Handle				
Direct Rotary handle	EZAROTDS <input checked="" type="checkbox"/>	1690	EZEROTDS	2100
Extended Rotary handle	EZAROTE	2480	EZEROTE	2480
Shunt Release				
AC				
100-130 V	EZASHT100AC	2560	EZESHT100AC	2540
200-277 V	EZASHT200AC <input checked="" type="checkbox"/>	2560	EZESHT200AC <input checked="" type="checkbox"/>	2560
380-480 V	EZASHT380AC	2910		
DC				
24 V	EZASHT024DC	2800	EZESHT024DC	2900

Description	EZC 400/600 Reference	Unit MRP [₹]
Auxiliary Contacts		
OF or SD or SDE	29450	1100
Spreaders		
Spreaders (Set of 3) 3P	32492/LV432492	1780
Spreaders (Set of 4) 4P	32493/LV432493	2170
Phase Barriers (Set of 6)	LV432570	1020
Rotary Handle		
Direct Rotary handle	LV432597	2380
Extended Rotary handle	LV432598	3860
Shunt Release		
AC 220-240 V 50/60 Hz	LV429387	3280

For details on non-standard references, technical parameters, stockable and non-stockable status, please contact Customer Care Centre.

NORMAL STOCK ITEMS

W.E.F. January 17th, 2024

Earth Leakage Protection is obtained by:

- Installing a Micrologic 7.0.A control unit (ComPact NS800 - 3200A/ MasterPact NT/NW ACB)
- Using Vigirex Relays and separate Toroids or Rectangular Sensors

Vigirex Relays



Vigirex Relays along with Vigirex Sensors, may be used to add external Earth Leakage Protection to Circuit Breakers

- Sensitivity Adjustments from 30mA to 30A and time delay settings from (0-4.5 seconds)
- Closed Toroid up to 630A (30 to 300mm in diameter), Split Toroid up to 250A (46 to 110mm in diameter) or
- Rectangular sensor up to 3200A
- 400Hz Distribution System

Note: For further details, please contact our nearest Sales Office.

Type	Control Voltage	Din rail mount Reference	Unit MRP [₹]	Front panel mount Reference	Unit MRP [₹]
RH10 with local manual fault reset	220/240VAC	56130	16540	56230	18160
Sensitivity=0.03A	380/415VAC	56140	16540	56240	25690
RH99 with local manual fault reset	220/240VAC	56173	24980	56273	27040
Sensitivity = 0.03- 30A & time delay= 0-4.5s	380/415VAC	56174	27550	56274	28400
RH197P with local manual or automatic fault reset	220/240VAC		-	56507*	30570
Sensitivity = 0.03- 30A & time delay= 0-4.5s	380/415VAC		-	56508*	70050
RH197P with local manual or automatic fault reset	220/240VAC		-	56512**	67390
Sensitivity = 0.03- 30A & time delay= 0-4.5s	380/415VAC		-	56513**	32420

* alarm at 50% of fault threshold

** alarm at 100% of fault threshold

Vigirex Sensors



Type	Ie(A) Rated Operational Current	Inside Diameter (mm)	Reference	Unit MRP [₹]
TA30	65	30	50437	10550
PA50	85	50	50438	14700
IA80	160	80	50439	17490
MA120	250	120	50440	21040
SA200	400	200	50441	32690
GA300	630	300	50442	68110

Note: For vigirex relay with monitoring and communication facility, contact nearest sales office.

For details on non-standard references, technical parameters, stockable and non-stockable status, please contact Customer Care Centre.

NORMAL STOCK ITEMS

W.E.F. January 17th, 2024



For Low Voltage Circuit Control and Isolation - Incomers for Distribution Boards

- Conforms to IEC 60947-3/IS 13947 - 3
- Rated operational voltages 500V/690V
- Range 40A to 2500A
- Rated operational current @ AC 23A
- No deration upto 60° C
- Positive contact indication
- Common accessories with ComPact NSX/single auxillary contact
- Making capacity enhanced with ComPact NSX upstream

Pole Description	Rated Operational Current	Reference	Unit MRP ₹
Interpact Range of Switch Disconnectors			
3-Pole	40 A AC-23A	28900	6910
	63 A AC-23A	28902	8350
	100 A AC-23A	28908	9850
	125 A AC-23A	28910	11000
	160 A AC-23A	28912	11950
	200 A AC-23A	31102	20790
	250 A AC-23A	31106	21950
	320 A AC-23A	31108	35760
	400 A AC-23A	31110	40280
4-Pole	630 A AC-23A	31114	41450
	40 A AC-23A	28901	7720
	63 A AC-23A	28903	9140
	100 A AC-23A	28909	10740
	125 A AC-23A	28911	11970
	160 A AC-23A	28913	13220
	200 A AC-23A	31103	23780
	250 A AC-23A	31107	24370
	320 A AC-23A	31109	41420
400 A AC-23A	31111	42780	
630 A AC-23A	31115	47940	
Interpact Changeover Systems (Complete Assembly)			
3-Pole	100 A AC-23A	31140	65390
	160 A AC-23A	31144	52280
	200 A AC-23A	31142	70770
	250 A AC-23A	31146	70950
	320 A AC-23A	31148	92490
	400 A AC-23A	31150	145310
4-Pole	630 A AC-23A	31154	107610
	100 A AC-23A	31141	73020
	160 A AC-23A	31145	70040
	200 A AC-23A	31143	62320
	250 A AC-23A	31147	110830
	320 A AC-23A	31149	148450
	400 A AC-23A	31151	125010
630 A AC-23A	31155	111290	

Description	Reference	Unit MRP ₹
Accessories		
Optional front extended rotary handle INS 250 - black handle (Switch Disconnector)	LV431050	6150
Optional front extended rotary handle INS 320..630 - black handle (Switch Disconnector)	31052	8680
Optional front extended rotary handle INS 40..160 - black handle (Switch Disconnector)	LV428941	3130
6 phase separators - INS100..160	28959	1380
6 phase separators - INS250	29329	1500
6 phase separators - INS400..630	LV432570	1020

For details on non-standard references, technical parameters, stockable and non-stockable status, please contact Customer Care Centre.

NORMAL STOCK ITEMS

W.E.F. January 17th, 2024



Fuse solutions from the world leader in electrical distribution

- The most complete fuse device offer in single and double break - switch disconnector fuses, fuse switch disconnectors and disconnector fuses
- Double break and Single break offer.
- Short-circuit and overload protection
- Isolation
- On-load switching of circuits

Range Details: NX range Switch Disconnecter Fuse

- 32A to 630A TP, TPN & FP version suitable for DIN/BS fuses.
- 4 break and 8 arcing zones
- IP20 Fuse protection cover is standard.

Range Details: ISFT range Fuse Switch Disconnecter

- 100A to 630A TP, version suitable for DIN fuses.
- Single breaking and direct connection to busbars
- isolation with positive contact indication when the fuse-carrier assembly is in the open position (OFF).

Range Details: ISFL range Vertical Fuse Switch Disconnecter

- 160A to 1250A TP, version suitable for DIN fuses.
- Single breaking and direct connection to busbars
- Two versions i.e Single pole or Three pole operation

- Complete Range from 32 to 630A in TP, TP+N & FP version suitable for DIN/BS fuses.
- 4 breaks and 8 arcing points
- IP20 Fuse Protection Cover is standard
- Higher Mechanical and Electrical life.

Without Enclosure

Rated Operational Current	Poles Description	DIN Type Reference	Unit MRP [₹]
32 A	3P + N	NX032TPNDI <input checked="" type="checkbox"/>	3570
63 A	3P + N	NX063TPNDI <input checked="" type="checkbox"/>	4740
80 A	3P + N	NX080TPNDI	8940
100 A	3P	NX100TPXDI	9960
100 A	3P + N	NX100TPNDI <input checked="" type="checkbox"/>	10250
125 A	3P	NX125TPXDI <input checked="" type="checkbox"/>	11620
125 A	3P + N	NX125TPNDI <input checked="" type="checkbox"/>	12580
160 A	3P + N	NX160TPNDI <input checked="" type="checkbox"/>	13710
200A	3P + N	NX200TPNDI <input checked="" type="checkbox"/>	17610
250 A	3P	NX250TPXDI	20750
250 A	3P + N	NX250TPNDI <input checked="" type="checkbox"/>	21180
250 A	4P	NX250FPXDI	25370
315 A	3P + N	NX315TPNDI <input checked="" type="checkbox"/>	26220
400 A	3P + N	NX400TPNDI <input checked="" type="checkbox"/>	35870
630 A	3P	NX630TPXDI	51480
630 A	3P + N	NX630TPNDI <input checked="" type="checkbox"/>	52180

Accessories/Spares

Description	Reference	Unit MRP [₹]
NX032/NX063/NX080		
Auxiliary contact for FuPact	NXAA11 <input checked="" type="checkbox"/>	950
Handle operating mechanism (HOM) NX032...NX080	NXR1	690
NX100/NX125/NX160		
Auxiliary contact for FuPact	NXBA11 <input checked="" type="checkbox"/>	890
Fuse holder DIN for BS type NX100...NX160	NXHB21	340
Handle operating mechanism NX100...NX160	NXR2 <input checked="" type="checkbox"/>	1300
NX200		
Auxiliary contact for FuPact	NXBA11 <input checked="" type="checkbox"/>	890
Fuse holder for BS type NX200	NXHB22	350
Fuse holder for DIN NX200	NXHD22	400
Handle operating mechanism NX200	NXR2 <input checked="" type="checkbox"/>	1300
NX250/315/400		
Auxiliary contact for FuPact	NXBA11 <input checked="" type="checkbox"/>	890
Handle operating mechanism for NX250...NX400	NXR3	1350
NX630		
Auxiliary contact for FuPact	NXBA11 <input checked="" type="checkbox"/>	890

Note: For other versions please contact our nearest Sales Office.

For details on non-standard references, technical parameters, stockable and non-stockable status, please contact Customer Care Centre.

NORMAL STOCK ITEMS

W.E.F. January 17th, 2024

Future of Power Distribution

MasterPact MTZ

LV Circuit Breakers & Switch Disconnectors
from 630A to 6300A



NOW, YOU'RE READY...

Built on the legendary performance and reliability of the MasterPact range.

MasterPact MTZ circuit breakers prepare you for the future of power distribution with smart connectivity, remote monitoring, and easy customization via digital modules.

- Intuitive EcoStruxure Power Device App smartphone app for easy operation and maintenance
- Precise Class 1 power meter built in for energy-saving capabilities
- Easy customization with digital modules
- Intuitive MicroLogic™ X control unit
- Easy installation using established architectures
- Seamless integration with building and energy management systems with EcoStruxure architectures
- Designed and tested to applicable standards for ANSI, UL, and IEC
- Low migration cost from MasterPact NT/NW to MasterPact MTZ



With MasterPact MTZ breakers, enhanced performance and connectivity equip you for the future of power distribution.

- Available from 630A to 6300A
- Breaking capacity upto 150kA
- Fixed & Draw-Out version



The Benchmark for Power Circuit Breakers around the world

MasterPact NT/NW

LV power circuit breakers 630 to 6300 A



Network Protection



Supervision



ComPact

MasterPact NT and NW

The Benchmark For Power Circuit Breakers Around The World



Ethernet ready MasterPact NT and NW breakers, setting the standard for performance, safety, connectivity and built-in metering; all in optimized frame sizes

- Ethernet based monitoring, control, alarm notification for energy, asset and network management
- Built-in energy metering with combined accuracy class of 2% for improved energy efficiency
- MasterPact is suitable for heavy duty applications



Building Energy Industry Datacenter
& Infrastructure

- MasterPact is an answer to specific applications:
 - 1000V for mining applications
 - Direct current networks
 - Corrosion protection
 - Switch disconnectors and earthing switches

Range Details:

- 630A to 6300A
- Breaking Capacity upto 150kA
- Fixed, Draw out type
- Flexible terminal orientation enables horizontal or vertical alignment changes in the field*

*Not Applicable for 4000A and 6300A

Micrologic Trip System Overview of functions

Micrologic name codes

2.0 E
X Y Z

X: type of protection

- 2 for basic protection
- 5 for selective protection
- 6 for selective + earth-fault protection
- 7 for selective + earth-leakage protection.

Y: control-unit generation

Identification of the control-unit generation.
"0" signifies the first generation.

Z: type of measurement

- E for "Energy"
- P for "power meter"
- H for "harmonic meter".

P: E + power meter + programmable protection

- measurements of V, A, W, VAR, VA, Wh, VARh, VAh, Hz, Vpeak, Apeak, power factor and maximeters and minimeters
- IDMTL long-time protection, minimum and maximum voltage and frequency, voltage and current imbalance, phase sequence, reverse power
- load shedding and reconnection depending on power or current measurements of interrupted currents, differentiated fault indications,
- maintenance indications, event histories and time-stamping, etc.

Measurements and programmable protection

- $I_1, I_2, I_3, I_N, I_{earth-fault}, I_{earth-leakage}$ and maximeter for these measurements
- fault indications
- settings in amperes and in seconds.
- calculates the current demand value
- "Quickview" function for the automatic cyclical display of the most useful values (as standard or by selection).



H: P + harmonics

- power quality: fundamentals, distortion, amplitude and phase of harmonics up to the 31st order
- waveform capture after fault, alarm or on request
- enhanced alarm programming: thresholds and actions.

Solar PVDC ACB Offer

MasterPact NW HADCD - PV switch disconnectors



- 2000A and 4000A @ 1000V DC
- Short Circuit Withstand Capacity upto 85kA 1sec
- Fixed and Draw out type
- High Mechanical and Electrical life

ATS Kit

Suitable for MasterPact NT/ NW ACB

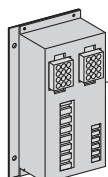
This Kit comprises of :

- Adaptation fixture & set of two cables for mechanical interlocking
- IVE unit for Electrical Interlocking
- ACP control Plate
- UA/BA controller

*Note: For ATS with MasterPact NT/NW ACB, order 2 nos. of ACB's with ready to close PF contact + 1 no. ATS Kit



ACP Unit



IVE Unit



Controller



Mechanical interlocking using cable

Description	Reference	Unit MRP [₹]
ATS Kit for MasterPact NW EDO type with BA 415VAC controller	INA_NWDOB4 <input checked="" type="checkbox"/>	236210
ATS Kit for MasterPact NW EDO type with UA 415VAC controller	INA_NWDOU4 <input checked="" type="checkbox"/>	300120

For details on non-standard references, technical parameters, stockable and non-stockable status, please contact Customer Care Centre.

NORMAL STOCK ITEMS

W.E.F. January 17th, 2024

The easy choice for reliable performance

EasyPact MVS

LV power circuit breakers and switch
disconnectors from 800 to 4000 A



EasyPact MVS

The easy choice for reliable performance



- Thermal memory ensures safe tripping in case of consecutive faults
- In-built ZSI feature facilitates intelligent discrimination and enhances installation life
- Mechanical ready to close features checks all safety parameters before closing for enhanced safety
- Trip unit with built in current & voltage metering for easy access to important electrical parameters
- Best in class break time of 25ms creates lower stress on installation
- Pollution degree 4 allows the breaker to operate in harsh environments
- LED bargraph ensures easy access to % phase wise loading information
- Ap protection feature standard in all trip units

Range Details:

- Single frame for 800A to 4000A
- Fixed, Draw out type
- Entire Range $I_{cu}=I_{cs}=I_{cw}=50kA / 65kA$ for 1sec @440V
- Suitability for applications up to 690 V
- Flexible terminal orientation enables horizontal or vertical alignment changes in the field (except for 4000A)

ET/ETA/ETV Trip System

A step towards intelligent Electrical Distribution Network



	ET TRIP UNIT	ETA Trip Unit	ETV TRIP UNIT	
Features	Current Metering	●	●	
	Energy Metering		●	
	ZSI	●	●	●
	% Loading Bar Graph for each phase	●	●	●
	Thermal Memory	●	●	●
	Last 10 Trip History			●
Protection	2 (L, I)	2L	2A	2V
		6G	6A	6V

EasyPact ACB CommunicationModule



Connect



Control




Manage

Make Communication architecture affordable and Easy to maintain

- Connect, Control & Manage three ACBs from one communication module having RS485 port with Modbus RTU protocol.
 - a. Connect breaker ON/OFF status (OF) Breaker trip status (SDE), ready to close status (PF)
 - b. Control remote open/close of air circuit breakers.
 - c. Manage one analog input (4-20mA)



EasyPact MVS communication module connect and control ACB on Modbus Communication architecture.



Material Description	Reference	Unit MRP [₹]
EasyPact MVS Communication module EasyCom	MVS21430	16410

For details on non-standard references, technical parameters, stockable and non-stockable status, please contact Customer Care Centre.

✓ NORMAL STOCK ITEMS

W.E.F. January 17th, 2024

EasyPact MVS Draw-out ACB

Draw-out type Circuit breakers and Switch Disconnectors 800-4000A



- Conforms to IS/ IEC 60947-2 & 3
- Microprocessor based ET trip systems with thermal memory
- No derating up to 50°C
- Zone Selective Interlocking
- Fully rated neutral with inbuilt protection
- Pre trip alarm & individual fault indicating LEDs
- ET6L provides Overload, Short-circuit, Instantaneous & Earth-fault protections
- $I_{cu}=I_{cs}=I_{cw}(1\text{sec}) = 50\text{kA} @ 440\text{V AC}$

Draw-out Type circuit breaker with Microprocessor based ET6G Trip Unit (without display)

Rating In (A)	3P Draw-Out Manual Reference	Unit MRP [₹]	3P Draw-Out Electrical Reference	Unit MRP [₹]	4P Draw-Out Manual Reference	Unit MRP [₹]	4P Draw-Out Electrical Reference	Unit MRP [₹]
800	MVS08N3MW6L	263350	MVS08N3NW6L	340390	MVS08N4MW6L	330550	MVS08N4NW6L	407590
1000	MVS10N3MW6L	276670	MVS10N3NW6L	353710	MVS10N4MW6L	346310	MVS10N4NW6L	423350
1250	MVS12N3MW6L	308050	MVS12N3NW6L	385090	MVS12N4MW6L	383570	MVS12N4NW6L	460610
1600	MVS16N3MW6L	350120	MVS16N3NW6L	427160	MVS16N4MW6L	427200	MVS16N4NW6L	504240
2000	MVS20N3MW6L	481870	MVS20N3NW6L	558910	MVS20N4MW6L	591780	MVS20N4NW6L	668820
2500	MVS25N3MW6L	595720	MVS25N3NW6L	672760	MVS25N4MW6L	723910	MVS25N4NW6L	800950
3200	MVS32N3MW6L	720250	MVS32N3NW6L	797290	MVS32N4MW6L	883130	MVS32N4NW6L	960170
4000	MVS40N3MW6L	880900	MVS40N3NW6L	957940	MVS40N4MW6L	1131640	MVS40N4NW6L	1208680

EasyPact MVS Draw out ACB

ACB variants	LP changes for product Configuration w.r.t. ACB having ET6G trip unit.		How to arrive at new reference number*
Switch Disconnector version (without trip unit)	Reduce	₹19300	Example : ACB reference with ET6G trip unit - MVS08N3MW6L. For switch disconnector reference replace 6L by 0D i.e MVS08N3MW0D
ACB with ET6A trip unit (LCD display with Current Metering)	Add	₹9200	Example : ACB reference with ET6G trip unit - MVS08N3MW6L. For ACB reference with ET6A trip unit replace 6L by 6A i.e MVS08N3MW6A
ACB with ET6V trip unit (LCD display with Current Metering & Voltage Metering and Last 10 Trip History)	Add	₹21200	Example : ACB reference with ET6G trip unit - MVS08N3MW6L. For ACB reference with ET6V trip unit replace 6L by 6V i.e MVS08N3MW6V

*- Same Philosophy for 3 Pole/ 4 Pole and Manual/ Electrical References

Note:

All draw-out type circuit breakers will be supplied with:

- Top and Bottom horizontal terminations.
- 1 No. Electrical fault indication Contact (SDE).
- No. Auxiliary contact block (OF) with 4 C/O contacts.
- Safety shutters on Chassis & door sealing frame- Escutcheon (CDP).

- All electrical operated breakers are supplied with motor mechanism (MCH), closing coil (XF) & shunt release (MX)
- External Neutral CT required for highly un-balanced TP-N system has to be ordered at extra price.
- Any other accessories are optional at extra price.
- The product label on all electrical operated breakers may have different reference number than above printed however both references will have same functionalities. For example
 - MVS08N3NW6L can be represented as MVS08N3EW6L
 - MVS08N3NF6L can be represented as MVS08N3EF6L

For details on non-standard references, technical parameters, stockable and non-stockable status, please contact Customer Care Centre.

NORMAL STOCK ITEMS

W.E.F. January 17th, 2024

EasyPact MVS Draw-out ACB

Draw-out type Circuit breakers and Switch Disconnectors 800-4000A



- Conforms to IS/ IEC 60947-2 & 3
- Microprocessor based ET trip systems with thermal memory
- No derating up to 50°C
- Fully rated neutral with inbuilt protection
- Pre trip alarm & individual fault indicating LEDs
- ET2L provides Overload & Short-circuit protections
- $I_{cu}=I_{cs}=I_{cw}(1\text{sec}) = 50\text{kA} @ 440\text{V AC}$

Draw-out Type circuit breaker with Microprocessor based ET2L Trip Unit (without display)

Rating In (A)	3P Draw-Out Manual Reference	Unit MRP [₹]	3P Draw-Out Electrical Reference	Unit MRP [₹]	4P Draw-Out Manual Reference	Unit MRP [₹]	4P Draw-Out Electrical Reference	Unit MRP [₹]
800	MVS08N3MW2L	255950	MVS08N3NW2L	332990	MVS08N4MW2L	323150	MVS08N4NW2L	400190
1000	MVS10N3MW2L	269270	MVS10N3NW2L	346310	MVS10N4MW2L	338910	MVS10N4NW2L	415950
1250	MVS12N3MW2L	300650	MVS12N3NW2L	377690	MVS12N4MW2L	376170	MVS12N4NW2L	453210
1600	MVS16N3MW2L	342720	MVS16N3NW2L	419760	MVS16N4MW2L	419800	MVS16N4NW2L	496840
2000	MVS20N3MW2L	474470	MVS20N3NW2L	551510	MVS20N4MW2L	584380	MVS20N4NW2L	661420
2500	MVS25N3MW2L	588320	MVS25N3NW2L	665360	MVS25N4MW2L	716510	MVS25N4NW2L	793550
3200	MVS32N3MW2L	712850	MVS32N3NW2L	789890	MVS32N4MW2L	875730	MVS32N4NW2L	952770
4000	MVS40N3MW2L	873500	MVS40N3NW2L	950540	MVS40N4MW2L	1124240	MVS40N4NW2L	1201280

EasyPact MVS Draw out ACB

ACB variants	LP changes for product Configuration w.r.t. ACB having ET2L trip unit.	How to arrive at new reference number*
ACB with ET2A trip unit (LCD display with Current Metering)	Add ₹4600	Example : ACB reference with ET2L trip unit - MVS08N3MW2L. For ACB reference with ET2A trip unit replace 2L by 2A i.e MVS08N3MW2A
ACB with ET2V trip unit (LCD display with Current Metering & Voltage Metering and Last 10 Trip History)	Add ₹13800	Example : ACB reference with ET2L trip unit - MVS08N3MW2L. For ACB reference with ET2V trip unit replace 2L by 2V i.e MVS08N3MW2V

AC* Same Philosophy for 3 Pole/ 4 Pole and Manual/ Electrical References

Note:

All draw-out type circuit breakers will be supplied with:

- Top and Bottom horizontal terminations.
- 1 No. Electrical fault indication Contact (SDE).
- 1 No. Auxiliary contact block (OF) with 4 C/O contacts.
- Safety shutters on Chassis & door sealing frame- Escutcheon (CDP).

- All electrical operated breakers are supplied with motor mechanism (MCH), closing coil (XF) & shunt release (MX).
- External Neutral CT required for highly un-balanced TP-N system has to be ordered at extra price.
- Any other accessories are optional at extra price.
- The product label on all electrical operated breakers may have different reference number than above printed however both references will have same functionalities. For example
 - MVS08N3NW6L can be represented as MVS08N3EW6L
 - MVS08N3NF6L can be represented as MVS08N3EF6L

For details on non-standard references, technical parameters, stockable and non-stockable status, please contact Customer Care Centre.

NORMAL STOCK ITEMS

W.E.F. January 17th, 2024

EasyPact MVS Fixed ACB

Fixed type Circuit breakers & Switch Disconnectors 800-4000A



- Conforms to IS/ IEC 60947-2 & 3
- Microprocessor based ET trip systems with thermal memory
- No derating up to 50° C
- Zone Selective Interlocking
- Fully rated neutral with inbuilt protection
- Pre trip alarm & individual fault indicating LEDs
- $I_{cu}=I_{cs}=I_{cw}(1\text{sec})=50\text{kA}@440\text{V AC}$

Fixed Type circuit breaker with Microprocessor based ET6G Trip Unit (without display)

Rating in (A)	3P Fix Manual Reference	Unit MRP [₹]	3P Fix Electrical Reference	Unit MRP [₹]	4P Fix Manual Reference	Unit MRP [₹]	4P Fix Electrical Reference	Unit MRP [₹]
800	MVS08N3MF6L	196380	MVS08N3NF6L	273420	MVS08N4MF6L	249680	MVS08N4NF6L	326720
1000	MVS10N3MF6L	214970	MVS10N3NF6L	292010	MVS10N4MF6L	271170	MVS10N4NF6L	348210
1250	MVS12N3MF6L	247080	MVS12N3NF6L	324120	MVS12N4MF6L	308690	MVS12N4NF6L	385730
1600	MVS16N3MF6L	274260	MVS16N3NF6L	351300	MVS16N4MF6L	354520	MVS16N4NF6L	431560
2000	MVS20N3MF6L	362820	MVS20N3NF6L	439860	MVS20N4MF6L	474160	MVS20N4NF6L	551200
2500	MVS25N3MF6L	442320	MVS25N3NF6L	519360	MVS25N4MF6L	558820	MVS25N4NF6L	635860
3200	MVS32N3MF6L	633160	MVS32N3NF6L	710200	MVS32N4MF6L	781210	MVS32N4NF6L	858250
4000	MVS40N3MF6L	779720	MVS40N3NF6L	856760	MVS40N4MF6L	977530	MVS40N4NF6L	1054570

EasyPact MVS Fix ACB

ACB variants	LP changes for product Configuration w.r.t. ACB having ET6G trip unit.		How to arrive at new reference number*
Switch Disconnector version (without trip unit)	Reduce	₹19300	Example : ACB reference with ET6G trip unit - MVS08N3MF6L. For switch disconnector reference replace 6L by 0D i.e MVS08N3MF0D
ACB with ET6A trip unit (LCD display with Current Metering)	Add	₹9200	Example : ACB reference with ET6G trip unit - MVS08N3MF6L. For ACB reference with ET6A trip unit replace 6L by 6A i.e MVS08N3MF6A
ACB with ET6V trip unit (LCD display with Current Metering & Voltage Metering and Last 10 Trip History)	Add	₹21200	Example : ACB reference with ET6G trip unit - MVS08N3MF6L. For ACB reference with ET6V trip unit replace 6L by 6V i.e MVS08N3MF6V

* Same Philosophy for 3 Pole/ 4 Pole and Manual/ Electrical References

Note:

All Fix type circuit breakers will be supplied with:

- horizontal / vertical terminal
 - 1 No. Electrical fault indication Contact (SDE).
 - 1 No. Auxiliary contact block (OF) with 4 C/O contacts.
 - door sealing frame- Escutcheon (CDP).
- All switch disconnectors are without protection
 - All electrical operated breakers are supplied with motor mechanism (MCH), closing coil (XF) & shunt release (MX).
 - External Neutral CT required for highly un-balanced TP-N system has to be ordered at extra price.
 - Any other accessories are optional at extra price.
 - The product label on all electrical operated breakers may have different reference number than above printed however both references will have same functionalities. For example
 - MVS08N3NW6L can be represented as MVS08N3EW6L
 - MVS08N3NF6L can be represented as MVS08N3EF6L

For details on non-standard references, technical parameters, stockable and non-stockable status, please contact Customer Care Centre.

NORMAL STOCK ITEMS

W.E.F. January 17th, 2024

- Conforms to IS/ IEC 60947-2 & 3
- Microprocessor based ET trip systems with thermal memory
- No derating up to 50° C
- Fully rated neutral with inbuilt protection
- Pre trip alarm & individual fault indicating LEDs
- Icu=Ics=Icw(1sec) =50kA @ 440V AC

Fixed Type circuit breaker with Microprocessor based ET2L Trip Unit (without display)

Rating in (A)	3P Fix Manual Reference	Unit MRP [₹]	3P Fix Electrical Reference	Unit MRP [₹]	4P Fix Manual Reference	Unit MRP [₹]	4P Fix Electrical Reference	Unit MRP [₹]
800	MVS08N3MF2L	188980	MVS08N3NF2L	266020	MVS08N4MF2L	242280	MVS08N4NF2L	319320
1000	MVS10N3MF2L	207570	MVS10N3NF2L	284610	MVS10N4MF2L	263770	MVS10N4NF2L	340810
1250	MVS12N3MF2L	239680	MVS12N3NF2L	316720	MVS12N4MF2L	301290	MVS12N4NF2L	378330
1600	MVS16N3MF2L	266860	MVS16N3NF2L	343900	MVS16N4MF2L	347120	MVS16N4NF2L	424160
2000	MVS20N3MF2L	355420	MVS20N3NF2L	432460	MVS20N4MF2L	466760	MVS20N4NF2L	543800
2500	MVS25N3MF2L	434920	MVS25N3NF2L	511960	MVS25N4MF2L	551420	MVS25N4NF2L	628460
3200	MVS32N3MF2L	625760	MVS32N3NF2L	702800	MVS32N4MF2L	773810	MVS32N4NF2L	850850
4000	MVS40N3MF2L	772320	MVS40N3NF2L	849360	MVS40N4MF2L	970130	MVS40N4NF2L	1047170

EasyPact MVS Fix ACB

ACB variants	LP changes for product configuration w.r.t. ACB having ET2L trip unit	How to arrive at new reference number
ACB with ET2A trip unit (LCD display with Current Metering)	Add	₹4600 Example : ACB reference with ET2L trip unit - MVS08N3MF2L. For ACB reference with ET2A trip unit replace 2L by 2A i.e MVS08N3MF2A
ACB with ET2V trip unit (LCD display with Current Metering & Voltage Metering and Last 10 Trip History)	Add	₹13800 Example : ACB reference with ET2L trip unit - MVS08N3MF2L. For ACB reference with ET2V trip unit replace 2L by 2V i.e MVS08N3MF2V

* Same Philosophy for 3 Pole/ 4 Pole and Manual/ Electrical References

Note:

All Fix type circuit breakers will be supplied with:

- horizontal / vertical terminal
- 1 No. Electrical fault indication Contact (SDE).
- 1 No. Auxiliary contact block (OF) with 4 C/O contacts.
- door sealing frame- Escutcheon (CDP).

- All switch disconnectors are without protection
- All electrical operated breakers are supplied with motor mechanism (MCH), closing coil (XF) & shunt release (MX).
- External Neutral CT required for highly un-balanced TP-N system has to be ordered at extra price.
- Any other accessories are optional at extra price.
- The product label on all electrical operated breakers may have different reference number than above printed however both references will have same functionalities. For example
 - MVS08N3NW6L can be represented as MVS08N3EW6L
 - MVS08N3NF6L can be represented as MVS08N3EF6L

For details on non-standard references, technical parameters, stockable and non-stockable status, please contact Customer Care Centre.

NORMAL STOCK ITEMS

W.E.F. January 17th, 2024

Component	Specification	Reference	Unit MRP ₹	
Gear Motor (MCH)				
AC 50/60 Hz	100/130 V	47893	59740	
	200/240 V	47894 <input checked="" type="checkbox"/>	59740	
	380/415 V	47896	59740	
DC	24/30 V	47888	59740	
	48/60 V	47889	59740	
	100/125 V	47890	59740	
	200/250 V	47891	59740	
Closing Release (XF)				
AC 50/60 Hz DC	24/30 V DC	33659	8690	
	48/60 V DC	33660	8690	
	100/130 V AC/DC	MVS15511 <input checked="" type="checkbox"/>	8690	
	200/250 V AC/DC	MVS15512 <input checked="" type="checkbox"/>	8690	
	380/480 V AC	MVS15513	8690	
Opening Release (MX)				
AC 50/60 Hz DC	24/30 V DC, 24 V AC	33659	8690	
	48/60 V DC, 48 V AC	33660	8690	
	100/130 V AC/DC	33661 <input checked="" type="checkbox"/>	8630	
	200/250 V AC/DC	33662 <input checked="" type="checkbox"/>	8690	
	380/480 V AC	33664 <input checked="" type="checkbox"/>	8690	
Terminal Block				
For drawout circuit breaker		47849	320	
Under Voltage Release (MN)				
AC 50/60 Hz DC	24/30 V DC, 24 V AC	33668	8690	
	48/60 V DC, 48 V AC	33669	8690	
	100/130 V AC/DC	33670 <input checked="" type="checkbox"/>	8690	
	200/250 V AC/DC	33671 <input checked="" type="checkbox"/>	8690	
	380/480 V AC	33673 <input checked="" type="checkbox"/>	8690	
MN Delay Unit				
AC 50/60 Hz DC	48/60 V AC/DC	Rr (adjustable)	33680	12650
	100/130 V AC/DC	Rr (adjustable)	33681	12650
	200/250 V AC/DC	Rr (adjustable)	33682	12650
	380/480 V AC/DC	Rr (adjustable)	33683	12650
	100/130 V AC/DC	R (non-adjustable)	33684	11780
	200/250 V AC/DC	R (non-adjustable)	33685 <input checked="" type="checkbox"/>	11780
ON/OFF Indication Contacts (Additional OF contact)				
1 additional block of 4 contacts		47887	7660	
Door Interlock (VPECD)/1 part				
On right hand side of chassis		47914 <input checked="" type="checkbox"/>	4170	
Operation Counter				
Operation Counter CDM		48535	11860	

For details on non-standard references, technical parameters, stockable and non-stockable status, please contact Customer Care Centre.

NORMAL STOCK ITEMS

W.E.F. January 17th, 2024

Easy Series

EasyPact™ MVS T3 at 1140V AC

LV air circuit breakers
from 800 to 4000A
fixed and drawout version



se.com/in

Life Is On

Schneider
Electric

EasyPact SPS

Standard Protection System for your electrical distribution network



800-1600A

ET2.0
Trip System

ET6G
Trip System

Microprocessor Base Trip Units

Schneider Electric Global specialist in the field of ACBs and MCCBs, introduces **EasyPact SPS** range of ACBs

- Single Frame size from 800-1600A
- ASIC Based Microprocessor trip unit with OL, SC & EF protection features, which offer fastest short circuit tripping time in its class
- 25 ms short circuit tripping time ensure low let through energy increase the longevity of an electrical distribution network, cables and equipment
- Offer highest standards of safety for operator as well as Electrical distribution network
- Pollution category –III along with modular technology ensure high operating cycles without maintenance
- Simple to choose and easy to install



- All EasyPact SPS Air Circuit Breakers are equipped with terminal adaptors
- Conforms to IS/ IEC 60947-2 & 3
- Microprocessor based ET trip systems with thermal memory
- Fully rated neutral with inbuilt protection
- ET6L provides Overload, Short-circuit, Instantaneous & Earth-fault protections
- ET2B provides Overload & Short-circuit protections
- Short circuit breaking capacity 50kA @ 440V AC

Draw-out Type circuit breaker with Microprocessor based ET6G Trip Unit

Rating in (A)	3P Draw-Out Manual Reference	Unit MRP [₹]	3P Draw-Out Electrical Reference	Unit MRP [₹]	4P Draw-Out Manual Reference	Unit MRP [₹]	4P Draw-Out Electrical Reference	Unit MRP [₹]
800	SPS08F3PMW6L	217720	SPS08F3PEW6L	273300	SPS08F4PMW6L	273010	SPS08F4PEW6L	328600
1000	SPS10F3PMW6L	229220	SPS10F3PEW6L	285070	SPS10F4PMW6L	290200	SPS10F4PEW6L	346060
1250	SPS12F3PMW6L	256390	SPS12F3PEW6L	312220	SPS12F4PMW6L	326990	SPS12F4PEW6L	382840
1600	SPS16F3PMW6L	289220	SPS16F3PEW6L	345080	SPS16F4PMW6L	370130	SPS16F4PEW6L	425990

Draw-out Type circuit breaker with Microprocessor based ET2B Trip Unit

Rating in (A)	3P Draw-Out Manual Reference	Unit MRP [₹]	3P Draw-Out Electrical Reference	Unit MRP [₹]	4P Draw-Out Manual Reference	Unit MRP [₹]	4P Draw-Out Electrical Reference	Unit MRP [₹]
800	SPS08F3PMW2B	215250	SPS08F3PEW2B	270830	SPS08F4PMW2B	270550	SPS08F4PEW2B	326130
1000	SPS10F3PMW2B	226740	SPS10F3PEW2B	282570	SPS10F4PMW2B	287730	SPS10F4PEW2B	343560
1250	SPS12F3PMW2B	253910	SPS12F3PEW2B	309750	SPS12F4PMW2B	324520	SPS12F4PEW2B	380360
1600	SPS16F3PMW2B	286750	SPS16F3PEW2B	342590	SPS16F4PMW2B	367660	SPS16F4PEW2B	423510

Draw-out Type switch disconnector without protection

Rating in (A)	3P Draw-Out Manual Reference	Unit MRP [₹]	3P Draw-Out Electrical Reference	Unit MRP [₹]	4P Draw-Out Manual Reference	Unit MRP [₹]	4P Draw-Out Electrical Reference	Unit MRP [₹]
800	SPS08F3PMW0D	198230	SPS08F3PEW0D	253800	SPS08F4PMW0D	253530	SPS08F4PEW0D	309110
1000	SPS10F3PMW0D	209630	SPS10F3PEW0D	265480	SPS10F4PMW0D	270610	SPS10F4PEW0D	326470
1250	SPS12F3PMW0D	236810	SPS12F3PEW0D	292630	SPS12F4PMW0D	307410	SPS12F4PEW0D	363260
1600	SPS16F3PMW0D	269640	SPS16F3PEW0D	325490	SPS16F4PMW0D	350560	SPS16F4PEW0D	406410

Note:

All draw-out type circuit breakers will be supplied with:

- Vertical-vertical terminations.
- 1 No. Electrical fault indication Contact (SDE).
- 1 No. Auxiliary contact block (OF) with 2 C/O contacts.
- Safety shutters on Chassis & door sealing frame- Escutcheon (CDP).

- All switch disconnectors are without protection
- All electrical operated breakers are supplied with motor mechanism (MCH), closing coil (XF) and shunt release (MX).
- External Neutral CT required for highly un-balanced TP-N system has to be ordered at extra price.
- Any other accessories are optional at extra price.

For details on non-standard references, technical parameters, stockable and non-stockable status, please contact Customer Care Centre.



- All EasyPact SPS Air Circuit Breakers are equipped with terminal adaptors
- Conforms to IS/ IEC 60947-2 & 3
- Microprocessor based ET trip systems with thermal memory
- Fully rated neutral with inbuilt protection
- ET6L provides Overload, Short-circuit, Instantaneous & Earth-fault protections
- ET2B provides Overload & Short-circuit protections
- Short circuit breaking capacity 50kA @ 440V AC

Fixed Type circuit breaker with Microprocessor based ET6G Trip Unit

Rating in (A)	3P Fixed Manual Reference	Unit MRP [₹]	3P Fixed Electrical Reference	Unit MRP [₹]	4P Fixed Manual Reference	Unit MRP [₹]	4P Fixed Electrical Reference	Unit MRP [₹]
800	SPS08F3PMF6L	167230	SPS08F3PEF6L	222820	SPS08F4PMF6L	203320	SPS08F4PEF6L	258910
1000	SPS10F3PMF6L	176920	SPS10F3PEF6L	232760	SPS10F4PMF6L	219360	SPS10F4PEF6L	275210
1250	SPS12F3PMF6L	203980	SPS12F3PEF6L	259830	SPS12F4PMF6L	254490	SPS12F4PEF6L	310340
1600	SPS16F3PMF6L	236210	SPS16F3PEF6L	292060	SPS16F4PMF6L	290930	SPS16F4PEF6L	346780

Fixed Type circuit breaker with Microprocessor based ET2B Trip Unit

Rating in (A)	3P Fixed Manual Reference	Unit MRP [₹]	3P Fixed Electrical Reference	Unit MRP [₹]	4P Fixed Manual Reference	Unit MRP [₹]	4P Fixed Electrical Reference	Unit MRP [₹]
800	SPS08F3PMF2B	164770	SPS08F3PEF2B	220350	SPS08F4PMF2B	200860	SPS08F4PEF2B	256430
1000	SPS10F3PMF2B	174430	SPS10F3PEF2B	230290	SPS10F4PMF2B	216880	SPS10F4PEF2B	272720
1250	SPS12F3PMF2B	201500	SPS12F3PEF2B	257360	SPS12F4PMF2B	252010	SPS12F4PEF2B	307860
1600	SPS16F3PMF2B	233720	SPS16F3PEF2B	289570	SPS16F4PMF2B	288460	SPS16F4PEF2B	344290

Fixed Type switch disconnector without protection

Rating in (A)	3P Fixed Manual Reference	Unit MRP [₹]	3P Fixed Electrical Reference	Unit MRP [₹]	4P Fixed Manual Reference	Unit MRP [₹]	4P Fixed Electrical Reference	Unit MRP [₹]
800	SPS08F3PMF0D	147750	SPS08F3PEF0D	203330	SPS08F4PMF0D	183820	SPS08F4PEF0D	239410
1000	SPS10F3PMF0D	157340	SPS10F3PEF0D	213170	SPS10F4PMF0D	199780	SPS10F4PEF0D	255630
1250	SPS12F3PMF0D	184410	SPS12F3PEF0D	240240	SPS12F4PMF0D	234910	SPS12F4PEF0D	290770
1600	SPS16F3PMF0D	216630	SPS16F3PEF0D	272480	SPS16F4PMF0D	271340	SPS16F4PEF0D	327200

Note: All Fixed type circuit breakers will be supplied with: (i) Vertical-vertical terminations. (ii) 1 No. Electrical fault indication Contact (SDE).

(iii) 1 No. Auxiliary contact block (OF) with 2 C/O contacts.

All switch disconnectors are without protection | All electrical operated breakers are supplied with motor mechanism (MCH), closing coil (XF) and shunt release (MX). | External Neutral CT required for highly un-balanced TP-N system has to be ordered at extra price. | Any other accessories are optional at extra price.


Accessories

Pole Description	Rated Operational Current	Reference	Unit MRP ₹
Gear Motor (MCH)			
AC 50/60 Hz	100/130 V	33176	59740
AC 50/60 Hz	200/240 V	33177	59740
AC 50/60 Hz	277/415 V	33179	59740
DC	24/30 V	33185	59740
DC	48/60 V	33186	59740
DC	100/125 V	33187	59740
DC	200/250 V	33188	59740
Terminal Block			
For Fixed circuit breaker		47074	370
For Drawout circuit breaker		33098	370
ON/OFF Indication contacts (OF) 1Part			
Changeover contact 6A	240V	47076	1550
Ready to close contact			
Changeover contact 5A	240V	47080	3960
Door interlock (VPECD)/1 part			
Right side of chassis		33172	5960

For details on non-standard references, technical parameters, stockable and non-stockable status, please contact Customer Care Centre.

NORMAL STOCK ITEMS

W.E.F. January 17th, 2024



ASCO - Automatic Transfer Switches

Power available always when you need it

ASCO Power Technologies is your one stop solution for Transfer Switch solutions to improve power availability by transferring electrical loads to alternate sources of power. Whether you require uninterrupted power supply for critical operations or simply keep the lights on, we have you covered.

se.com/in

Life Is On

Schneider
Electric

ASCO 7000 SERIES IEC Medium Voltage Power Transfer Switch NEW

ASCO Transfer Switches improve power availability by enabling automatic transfer between sources. The ASCO 7000 SERIES Medium Voltage Automatic Transfer Switch offers various configurations and switching modes (delayed and closed transition) to meet unique application needs and conforms to the IEC 62271-200 standard. Its standard configuration includes PIX RoF Cubicle sections, Normal Source Circuit Breaker section, Emergency Source Circuit Breaker section, and Load feeder section, all operated by ASCO's intelligent Group 5 controller for reliable transfer between sources.



Ordering Information of ASCO 7000 SERIES Medium Voltage Automatic Transfer Switch

E		7		A		C		T		P		0		3		1250		9		5		X		L	
Interrupting Rating	Product SERIES	Operation Type		Transition Type		Construction		Device Type		Neutral Code		Poles	Amperes	Voltage		Controller		Accessories		Enclosures					
A	25kAIC	7	7000 SERIES	A	Automatic	C	Closed	T	Transfer Switch	P	PIX RoF IEC Dual CB Transfer Switch	0	None	3	0630 0800 1250 2000 2500	3 6 7 V 9 0	3300V 6600V 7200V 11000V 13800V Other	5	Group 5	0	None	L	IP4X		
E	31.5kAIC					D	Delayed												X	Per Acc#					

Contact your local representative for availability of other Voltages

Medium Voltage Transfer Switch Specifications		Additional Features
Voltage Class	12kV or 17.5kV	<ul style="list-style-type: none"> ASCO 7000 Series Group 5 Controller Transition Type: Delayed or Closed Automatic with Manual Operation mode to facilitate testing. Contacts for source acceptability. (18B & 18G) LED Indication of source status Output contact for disconnecting load before and/ or after transfer (31Z) Thermostat controlled heater in each breaker and cable section for condensation control Air Insulated PIX RoF Switchgear Cubicles with EasyPact EXE breakers Integrated earthing solution for cables and busbars through interlocked earthing switch Segregated controls Convenience light and outlet in low voltage compartments.
Nominal System Voltage	3.3kV, 6.6kV, 7.2kV, 11kV, 13.8kV	
Ampacity Rating	630A, 800A, 1250A, 2000A, 2500A	
Number of Sections	3	
IEC 62271-200	Yes	
Internal Arc Classification (IAC)	Default: AFLR Up to 31.5kA for 0.1 second; Optional: AFLR Up to 31.5kA for 1 second (Accessory 138AC)	
Cable Entry	Bottom Default; Top Optional (Accessory 138*)	
Draw Out Circuit Breakers	Yes	
Automatic Shutters	Yes	
Coating - Powder Coated Polyester	Color RAL 9003	
Enclosure Rating	IP4X (Indoor)	
Protective Relays	Optional (Accessories 118PE and 118PN)	
Ethernet/Serial Communications	Optional (Accessory 72EE2)	
Power Metering	Optional (Accessory 135L)	
Top Cable Entry	Optional (Accessories 138CL, 138CN, 138CE)	
Surge Protection	Optional (Accessories 73MV1 and 73MV2)	
Operating Conditions	Ambient Temp -5C to +40C; Relative Humidity over a 24 hour period <95%, over a 1 month period <90%; Installation altitude above sea level < 1000m*	

*Note: Contact Sales representative for derating options outside of published operating conditions.



Life Is On

Schneider
Electric

ASCO Power Technologies™

The **7000 SERIES** Automatic Transfer Bypass-Isolation Switch is designed for critical applications where uninterrupted power is essential.

- Allows bypass-isolation without load interruption
- Primary transfer switch can be inspected, tested, and maintained without interrupting power to the load
- Transfer switch and bypass transfer switch have identical electrical ratings
- Range: 150 to 4000A
- Draw-out design allows for easy transfer switch maintenance
- Open Transition (OTTS), Closed Transition (CTTS) and Delayed Transition (DTTS) Designs

Series 7000/300, Automatic Transfer Switch (ASCO)

7000/300 Series Power Transfer Switches are available in open and enclosed variants, ranging from 30 to 4000 amps (LV) & 1200 to 3000A (MV) with wide range of accessories. All switching configurations (OTTS, DTTTS, CTTS) are available with optional integrated bypass-isolation switch.



Open/Closed/Delayed Transition with Bypass



Open/Closed/Delayed Transition Switch



UL /ANSI – 2 Section Medium Voltage ATS



IEC Design – 3 Section Medium Voltage ATS

Series 7000/300, Automatic Transfer Switch (ASCO)

Frame	Rating(A)	Controller Type	Reference (4P, Overlapping Neutral)	Unit MRP [₹]	Controller Type	Reference (4P, Overlapping Neutral)	Unit MRP [₹]
D	30	Series 7000 Group 5 Controller	D07ATSC30030K500	On Request	Series 300 Group G Controller	D03ATSC30030KG00	On Request
	70		D07ATSC30070K500	On Request		D03ATSC30070KG00	On Request
	104		D07ATSC30100K500	On Request		D03ATSC30104KG00	On Request
	150		D07ATSC30150K500	On Request		D03ATSC30150KG00	On Request
	200		D07ATSC30200K500	On Request		D03ATSC30200KG00	On Request
J	230	ASCO	D07ATSC30230K500	On Request	ASCO	D03ATSC30230KG00	On Request
	260		J07ATSC30260K500	On Request		J03ATSC30260KG00	On Request
	400		J07ATSC30400K500	On Request		J03ATSC30400KG00	On Request
	600		J07ATSC30600K500	On Request		J03ATSC30600KG00	On Request
H	800	ASCO	H07ATSC30800K500	On Request	ASCO	H03ATSC30800KG00	On Request
	1000		H07ATSC31000K500	On Request		H03ATSC31000KG00	On Request
	1200		H07ATSC31200K500	On Request		H03ATSC31200KG00	On Request
G	1600	ASCO	G07ATSC31600K500	On Request	ASCO	G03ATSC31600KG00	On Request
	2000		G07ATSC32000K500	On Request		G03ATSC32000KG00	On Request
	2600		G07ATSC32600K500	On Request		G03ATSC32600KG00	On Request
	3000		G07ATSC33000K500	On Request		G03ATSC33000KG00	On Request
	3200		G07ATSC33200K500	On Request		G03ATSC33200KG00	On Request
	4000		G7ATSC34000K5X40RM	On Request		-	-

- Conforming to UL 1008
- Fast & Consistent Transfer (Less than 100ms)
- Single Solenoid True Double throw Design
- High Withstanding & Closing-On Fault Currents (WCR)
- Neutral Overlap to eliminate Voltage Transients
- In-Phase Monitor to avoid Motor Inrush current
- Engine Start/Stop, AMF Logic & Time Delay Setting
- Programmable Daily/Weekly Engine Exerciser
- 4 Line LCD + LED Display
- 99 Events Log & Diagnostics with Date/Time
- Statistical ATS System Monitoring Information
- Communication Compatible (Modbus/Ethernet)

- 2P, 3P & 4P with solid neutral/Switched Neutral are available
- ATS with stand alone Type Tested NEMA Enclosure available
- For Series 7000 Close Transition, Bypass Option & Medium Voltage ATS offer please contact Customer Care Centre

For details on non-standard references, technical parameters, stockable and non-stockable status, please contact Customer Care Centre.

NORMAL STOCK ITEMS

W.E.F. January 17th, 2024

WOTPC, Automatic transfer switch

- Conforming to IEC 60947-6-1
- Solenoid operated, Built-in Microprocessor Controller
- 1000-4000 Amps in same compact frame
- Utilization Category: AC 33A
- Mechanical Endurance: 20,000 ops
- Rated Short circuit withstand of 65 kA, 3sec
- Built in RS 485 port for communication



Rating (amps)	Poles	Reference	Unit MRP [₹]	Poles	Reference	Unit MRP [₹]
1000	3P	OT10003D5VI	On Request	4P	OT10004D5VI	On Request
1250	3P	OT12503D5VI	On Request	4P	OT12504D5VI	On Request
1600	3P	OT16003D5VI	On Request	4P	OT16004D5VI <input checked="" type="checkbox"/>	On Request
2000	3P	OT20003D5VI	On Request	4P	OT20004D5VI <input checked="" type="checkbox"/>	On Request
2500	3P	OT25003D5VI	On Request	4P	OT25004D5VI <input checked="" type="checkbox"/>	On Request
3200	3P	OT32003D5I	On Request	4P	OT32004D5I <input checked="" type="checkbox"/>	On Request
4000	3P	OT40003D5I	On Request	4P	OT40004D5I	On Request

*above references are with vertical termination, for horizontal terminal please contact customer care

WOTPC Accessories



The transfer switch connects to the controller through extension harness. The controller automatically transfers between the utility and backup source.

Description	Reference	Unit MRP [₹]
Phase Partition (Each)	W0OT0001I	On Request
Extension Harness (4m)	W0OT0002I	On Request
Copper bar for Vertical Wiring	W0OT0003I	On Request

For details on non-standard references, technical parameters, stockable and non-stockable status, please contact Customer Care Centre.

NORMAL STOCK ITEMS

W.E.F. January 17th, 2024

Advanced transfer switch to maximize



UPTIME



“TransferPacT Active Automatic is now ready to deliver maximum uptime and safety with a complete range from 32A to 1600A

- Conforming to IEC 60947-6-1
- Optimize panel space by up to 30%, saving cost and improving efficiency
- Ultra fast transfer speed for better power availability
- Solenoid operated, Built-in microprocessor Controller
- Robust design
- Utilization Category: AC 33A/B
- Poles: 3,4
- Scalable with plug and play - 10 function modules
- Connectivity with compliant to cyber security standard IEC 62443, SL1 Level

TransferPacT™ Active Automatic



#SourceManagement

se.com/in

Life Is On

Schneider
Electric

TransferPacT Active Automatic



TransferPacT is an Ecostruxure-ready advance transfer switch to maximize reliability and uptime for your facility.

- Conforming to IEC 60947-6-1
- Solenoid operated, Built-in Microprocessor Controller
- Fast transfer time of <500ms
- 2,3 and 4 Pole configuration ranging within 32-800A
- Three position, Open transition transfer switch
- Extreme Environment proof with operating temperature of -25 to 70°C
- Utilization Category: AC 33A/B
- Tested for Total Discrimination with ComPacT NSXm Circuit breakers for seamless integration.
- Scalable with plug and play - 10 function modules
- Connectivity with compliance to cyber security standard IEC 62443, SL1 Level

Frame		TA10				TA16			
Rating (amps)	Poles*	Reference	Unit MRP [₹]	Poles*	Reference	Unit MRP [₹]	Poles*	Reference	Unit MRP [₹]
32	2P	TA10D2L0323TPE	On Request	4P	TA10D4L0324TPE	On Request	-	-	-
40	2P	TA10D2L0403TPE	On Request	4P	TA10D4L0404TPE	On Request	-	-	-
50	2P	TA10D2L0503TPE	On Request	4P	TA10D4L0504TPE	On Request	-	-	-
63	2P	TA10D2L0633TPE	On Request	4P	TA10D4L0634TPE	On Request	-	-	-
80	2P	TA10D2L0803TPE	On Request	4P	TA10D4L0804TPE	On Request	4P	TA16D4L0804TPE	On Request
100	2P	TA10D2L1003TPE	On Request	4P	TA10D4L1004TPE	On Request	4P	TA16D4L1004TPE	On Request
125	-	-	-	-	-	-	4P	TA16D4L1254TPE	On Request
160	-	-	-	-	-	-	4P	TA16D4L1604TPE	On Request

*For 3P ATS, please contact Customer Care Centre.

Frame		TA25		TA63		TA80			
Rating (amps)	Poles*	Reference	Unit MRP [₹]	Poles*	Reference	Unit MRP [₹]	Poles*	Reference	Unit MRP [₹]
200	4P	TA25D4L2004TPE	On Request	-	-	-	-	-	-
250	4P	TA25D4L2504TPE	On Request	-	-	-	-	-	-
320	-	-	-	4P	TA63D4L3204TPE	On Request	-	-	-
400	-	-	-	4P	TA63D4L4004TPE	On Request	-	-	-
500	-	-	-	4P	TA63D4L5004TPE	On Request	-	-	-
630	NEW	-	-	4P	TA63D4L6304TPE	On Request	-	-	-
800	-	-	-	-	-	-	4P	TA80D4L8004TPE	On Request

*For 3P ATS, please contact Customer Care Centre.

For details on non-standard references, technical parameters, stockable and non-stockable status, please contact Customer Care Centre.

NORMAL STOCK ITEMS

W.E.F. January 17th, 2024

TransferPacT Active Automatic

TransferPacT Active Automatic Accessories



HMI cable



External HMI



Function Module

TransferPacT Active Automatic is designed to provide maximum scalability with plug and play function modules (no increase in the footprint) and intuitive external HMI.

Accessory Type	Description	Reference	Unit MRP [₹]
Communication function modules	Modbus RTU (Serial Port)	TPCCOM16	On Request
	BUS extension and 24 Vdc auxiliary supply	TPCDIO15	On Request
Fire Protection function modules	Fire protection,24VDC pulse	TPCDIO10	On Request
	Fire protection,24VDC constant	TPCDIO11	On Request
	Fire protection,230VAC constant	TPCDIO13	On Request
	Fire protection,dry contact	TPCDIO14	On Request
Control and Signalling function modules	Genset start and Alarm	TPCDIO17	On Request
	Load shedding and Availability warning	TPCDIO05	On Request
	Transfer inhibit and Remote testing	TPCDIO07	On Request
	Voluntary Remote Control	TPCDIO08	On Request
Display Modules	External HMI	TPCCIF04	On Request
	LCD display	TPCCIF01	On Request
	Rotary display	TPCCIF02	On Request
	IP54 cover	TPCOTH37	On Request

*For more details on accessories, please contact Customer Care Centre.

Circuit Breaker/Transfer Switching Equipment Coordination

Upstream: ComPacT NSXm

Downstream: TransferPacT TA10, TA16

Ue: ≤440 V AC

Load side		TSE		TA10				TA16						
		Rating (A)		32	40	50	63	80	100	80	100	125	160	
		Ith (A) 60°C		32	40	50	63	80	100	80	100	125	160	
		Icw (kA)		3	3	3	3	3	3	5.5	5.5	5.5	5.5	
		Icm (kA)		15	15	15	15	15	15	20	20	20	20	
Supply side Icu		Icu (kA)												
Circuit breaker:		415 V	440 V	Ir (A)	TSE conditional short-circuit current and related making capacity:									
NSXm E TMD Micrologic 4.1	16	10	Ir ≤ 32	T	T	T	T	T	T	T	T	T	T	
			Ir ≤ 40		T	T	T	T	T	T	T	T	T	
			Ir ≤ 50			T	T	T	T	T	T	T	T	
			Ir ≤ 63				T	T	T	T	T	T	T	
			Ir ≤ 80						T	T	T	T	T	
			Ir ≤ 100							T		T	T	
			Ir ≤ 125										T	T
			Ir ≤ 160											
NSXm B TMD Micrologic 4.1	25	20	Ir ≤ 32	T	T	T	T	T	T	T	T	T	T	
			Ir ≤ 40		T	T	T	T	T	T	T	T	T	
			Ir ≤ 50			T	T	T	T	T	T	T	T	
			Ir ≤ 63				T	T	T	T	T	T	T	
			Ir ≤ 80						T	T	T	T	T	
			Ir ≤ 100							T		T	T	
			Ir ≤ 125										T	T
			Ir ≤ 160											
NSXm F TMD Micrologic 4.1	36	35	Ir ≤ 32	T	T	T	T	T	T	T	T	T	T	
			Ir ≤ 40		T	T	T	T	T	T	T	T		
			Ir ≤ 50			T	T	T	T	T	T	T		
			Ir ≤ 63				T	T	T	T	T	T		
			Ir ≤ 80						T	T	T	T		
			Ir ≤ 100							T		T	T	
			Ir ≤ 125										T	T
			Ir ≤ 160											
NSXm N TMD Micrologic 4.1	50	50	Ir ≤ 32	36/75	36/75	36/75	36/75	36/75	36/75	T	T	T	T	
			Ir ≤ 40		36/75	36/75	36/75	36/75	36/75	T	T	T		
			Ir ≤ 50			36/75	36/75	36/75	36/75	T	T	T		
			Ir ≤ 63				36/75	36/75	36/75	T	T	T		
			Ir ≤ 80					36/75	36/75	T	T	T		
			Ir ≤ 100						36/75		T	T		
			Ir ≤ 125										T	T
			Ir ≤ 160											
NSXm N TMD Micrologic 4.1	70	65	Ir ≤ 32	36/75	36/75	36/75	36/75	36/75	36/75	T	T	T	T	
			Ir ≤ 40		36/75	36/75	36/75	36/75	36/75	T	T	T		
			Ir ≤ 50			36/75	36/75	36/75	36/75	T	T	T		
			Ir ≤ 63				36/75	36/75	36/75	T	T	T		
			Ir ≤ 80					36/75	36/75	T	T	T		
			Ir ≤ 100						36/75		T	T		
			Ir ≤ 125										T	T
			Ir ≤ 160											

- T** : Protection of the Transfer Switching Equipment is ensured but combination not very relevant
- T** : Transfer Switching Equipment is totally coordinated up to the Icu of the circuit breaker installed on supply side
- 36/75** : Transfer Switching Equipment is protected up to 36 kA rms / 75 kA peak
- : Protection of the Transfer Switching Equipment is not ensured.

Circuit Breaker/Transfer Switching Equipment Coordination

Upstream: ComPacT NSX100-250

Downstream: TransferPacT TA10, TA16

Ue: ≤440 V AC

Load side		TSE		TA10				TA16					
		Rating (A)		32	40	50	63	80	100	80	100	125	160
		Ith (A) 60°C		32	40	50	63	80	100	80	100	125	160
		Icw (kA)		3	3	3	3	3	3	5.5	5.5	5.5	5.5
		Icm (kA)		15	15	15	15	15	15	20	20	20	20
Supply side Icu		Icu (kA)											
Circuit breaker:		415 V	440 V	Ir (A)	TSE conditional short-circuit current and related making capacity:								
NSX100B NSX160B TMD/TMG/ Micrologic	25	20	Ir ≤ 32	T	T	T	T	T	T	T	T	T	T
			Ir ≤ 40		T	T	T	T	T	T	T	T	T
			Ir ≤ 50			T	T	T	T	T	T	T	T
			Ir ≤ 63				T	T	T	T	T	T	T
			Ir ≤ 80						T	T	T	T	T
			Ir ≤ 100							T	T	T	T
			Ir ≤ 125									T	T
NSX250B TMD/TMG/ Micrologic	25	20	Ir ≤ 32	T	T	T	T	T	T	T	T	T	T
			Ir ≤ 40		T	T	T	T	T	T	T	T	
			Ir ≤ 50			T	T	T	T	T	T	T	
			Ir ≤ 63				T	T	T	T	T	T	
			Ir ≤ 80						T	T	T	T	
			Ir ≤ 100							T	T	T	
			Ir ≤ 125									T	T
NSX100F NSX160F TMD/TMG/ Micrologic	36	35	Ir ≤ 32	T	T	T	T	T	T	T	T	T	T
			Ir ≤ 40		T	T	T	T	T	T	T	T	
			Ir ≤ 50			T	T	T	T	T	T	T	
			Ir ≤ 63				T	T	T	T	T	T	
			Ir ≤ 80						T	T	T	T	
			Ir ≤ 100							T	T	T	
			Ir ≤ 125									T	T
NSX250F TMD/TMG/ Micrologic	36	35	Ir ≤ 32	25/52	25/52	25/52	25/52	25/52	25/52	T	T	T	T
			Ir ≤ 40		25/52	25/52	25/52	25/52	25/52	T	T	T	
			Ir ≤ 50			25/52	25/52	25/52	25/52	T	T	T	
			Ir ≤ 63				25/52	25/52	25/52	T	T	T	
			Ir ≤ 80					25/52	25/52		T	T	
			Ir ≤ 100						25/52		T	T	
			Ir ≤ 125									T	T
NSX100N/H NSX160N/H TMD/TMG/ Micrologic	50/ 70	50/ 65	Ir ≤ 32	36/75	36/75	36/75	36/75	36/75	36/75	T	T	T	T
			Ir ≤ 40		36/75	36/75	36/75	36/75	36/75	T	T	T	
			Ir ≤ 50			36/75	36/75	36/75	36/75	T	T	T	
			Ir ≤ 63				36/75	36/75	36/75	T	T	T	
			Ir ≤ 80					36/75	36/75		T	T	
			Ir ≤ 100						36/75		T	T	
			Ir ≤ 125									T	T
NSX250N/H TMD/TMG/ Micrologic	50/ 70	50/ 65	Ir ≤ 32	25/52	25/52	25/52				T	T	T	T
			Ir ≤ 40		25/52	25/52	25/52	25/52	25/52	T	T	T	
			Ir ≤ 50			25/52	25/52	25/52	25/52	T	T	T	
			Ir ≤ 63				25/52	25/52	25/52	T	T	T	
			Ir ≤ 80					25/52	25/52		T	T	
			Ir ≤ 100						25/52		T	T	
			Ir ≤ 125									T	T
Ir ≤ 160										T			

For details on non-standard references, technical parameters, stockable and non-stockable status, please contact Customer Care Centre.

☑ NORMAL STOCK ITEMS

W.E.F. January 17th, 2024

WATSN (ATS and RTS)

WATSN is a Compact , Easy and Scalable Transfer Switch for safe and reliable source management.

- Conforming to IEC 60947-6-1
- Automatic and Remote Transfer switches
- Three Position, Open Transition Transfer Switch
- 2,3,4 pole configurations ranging within 63 -630A
- Fast Transfer Speed of <100ms
- Solenoid operated, Built-in Microprocessor Controller(for ATS)
- Reduced size and footprint upto 30%
- Tested for Total Discrimination with EasyPacT CVS Circuit breakers for seamless integration in the power train.
- Utilization Category: AC 33B



WATSN Automatic Transfer Switch

Rating (amps)	Poles	Reference	Unit MRP [₹]	Poles	Reference	Unit MRP [₹]	Poles	Reference	Unit MRP [₹]
63	2P	NA00632V	39430	3P	NA00633V	40690	4P	NA00634V <input checked="" type="checkbox"/>	42500
100	2P	NA01002V	49640	3P	NA01003V	51190	4P	NA01004V <input checked="" type="checkbox"/>	53270
160	2P	N2A01602V	75800	3P	N2A01603V	77790	4P	N2A01604V <input checked="" type="checkbox"/>	81400
250	-	-	-	3P	NA02503V	143900	4P	NA02504V <input checked="" type="checkbox"/>	152440
400	-	-	-	3P	NA04003V	244200	4P	NA04004V <input checked="" type="checkbox"/>	267820
630	-	-	-	3P	NA06303V	308710	4P	NA06304V <input checked="" type="checkbox"/>	321080

WATSN Remote Transfer Switch

Rating (amps)	Poles	Reference	Unit MRP [₹]	Poles	Reference	Unit MRP [₹]	Poles	Reference	Unit MRP [₹]
63	2P	NR00632	On Request	3P	NR00633	On Request	4P	NR00634	On Request
100	2P	NR01002	On Request	3P	NR01003	On Request	4P	NR01004	On Request
160	2P	N2R01602	On Request	3P	N2R01603	On Request	4P	N2R01604	On Request
250	2P	-	-	3P	NR02503	On Request	4P	NR02504	On Request
400	2P	-	-	3P	NR04003	On Request	4P	NR04004	On Request
630	2P	-	-	3P	NR06303	On Request	4P	NR06304	On Request

WATSN Accessories



Function Module



T-Helper

WATSN is a simple and scalable transfer switch with add-on function modules.(Any two function modules can be connected at a time)

Accessory Type	Description	Reference	Unit MRP [₹]
Fire Protection function modules	DC24V Constant voltage fire linkage	NF001	On Request
	DC24V Pulse fire linkage	NF002	On Request
	AC220V Constant voltage fire linkage	NF003	On Request
	AC220V Pulse fire linkage	NF004	On Request
	Passive fire linkage	NF005	On Request
Control and Signalling function modules	Genset control module	NF006	On Request
	Genset control&Communication module	NF008	On Request
	Remote control to S2	NF012	On Request
Communication accessories	Modbus communication module with RS485 interface	NF007	On Request
	T-Helper Operation and maintenance Helper	NF028 <input checked="" type="checkbox"/>	On Request

*For more details on accessories, please contact Customer Care Centre.

For details on non-standard references, technical parameters, stockable and non-stockable status, please contact Customer Care Centre.

NORMAL STOCK ITEMS

W.E.F. January 17th, 2024

Class PC transfer switch

Circuit-breaker / Transfer Switch Equipment coordination

Complementary technical informations
Ue <=415 VAC

Upstream
Downstream

EasyPact CVS
WATSN

Load side		TSE	WATSN			
		Rating	100	160	250	630
		Ith (A) 40°C	100	160	250	630
		Icw (kA)	5	10	10	12
		Icm (kAp)	7.65	17	17	25
Supply side	Icu (kA)					
Circuit breaker:	415V	Ir	TSE conditional short-circuit current and related making capacity:			
CVS100B	25		5	T	T	T
CVS160B	25			T	T	T
CVS250B	25				T	T
CVS100F	36		5	25	25	T
CVS160F	36			25	25	T
CVS250F	36				25	T
CVS400F	36					36
CVS630F	36					36
CVS100N	50		5	25	25	T
CVS160N	50			25	25	T
CVS250N	50				25	T
CVS400N/H	50/70					36
CVS630N/H	50/70					36

- T Transfer Switch Equipment is Totally coordinated up to Icu of circuit breaker installed on supply side.
- Protection of the Transfer Switch Equipment is not ensured

For details on non-standard references, technical parameters, stockable and non-stockable status, please contact Customer Care Centre.

Life Is 

Schneider
 Electric

Schneider Electric India Pvt. Ltd.

Corporate Office: 9th Floor, DLF Building No. 10, Tower C, DLF Cyber City, Phase II, Gurugram 122002 Haryana
Tel.: ++91 124 6899000 Fax: ++91 124 4222036/037

Ahmedabad
Schneider Electric India (P) Ltd.
1506-1507, 15th Floor Shaph-5
Opp.Karnavati Club, SG Highway,
Ahmedabad, Gujarat - 380015
Tel.: 079-66826701

Coimbatore
Schneider Electric India (P) Ltd.
Hanudev Info Tech Park, 6th Floor
Unit No. Block-C, SF No. 558/2
Udalyampalayam Road, Nava India
Coimbatore-641028

Lucknow
Schneider Electric India (P) Ltd.
Summit, Plot No. TCG 3/3
6th Floor, 604A/B/C, Vibhuti Khand
Gomti Nagar, Lucknow
Uttar Pradesh - 226010
Tel.: 0522-3500334

Nashik
Schneider Electric India (P) Ltd.
401, 4th Floor, Rishi Raj Towers
Jehan Circle, Gangapur Road
Nashik- 422013
Tel.: 0253-2344333

Bengaluru
Schneider Electric India (P) Ltd.
No. 3/1, JP Techno Park
Mezzanine Floor, Millers Tank Bund
Road, Vasanth Nagar
Bengaluru - 560052
Tel.: 080-71481351

Hyderabad
Schneider Electric India (P) Ltd.
D.No. 1-8-271, # 401, Ashoka
Bhoopal Chambers, SP Road
Secunderabad - 500003
Tel.: 040-67219500

Ludhiana
Schneider Electric India (P) Ltd.
SCO 23, 2nd Floor,
Chandigarh Road, Sector 32
Ludhiana, Punjab-141010
Tel.: 0161- 5203011

New Delhi
Schneider Electric India (P) Ltd.
C-56, Mayapuri Industrial Area, Phase-2
New Delhi - 110064
Tel.: 011-61317400

Bhubaneswar
Schneider Electric India (P) Ltd.
Workloop Co-Working in the property
Office No. 316, Esplanade One Mall
Rasulgarh, Bhubaneswar - 751010

Indore
Schneider Electric India (P) Ltd.
219, Dhan Trident Building
Vijay Nagar, A.B.Road
Indore-452001

Mohali
Schneider Electric India (P) Ltd.
2nd Floor, Tower-A
Bestech Business Tower
Mega Information & Technology Park
Industrial Plot No.1, Phase IX
(Expansion), Mohali- 160059
Tel.: 0172-7198200

Pune
Schneider Electric India (P) Ltd.
Amar Caliber, CTS No 911, BMCC Road,
OFF FC. Road, Deccan Gymkhana,
Shivaji Nagar, Pune - 411007
Tel.: 020-67492500

Chennai
Schneider Electric India (P) Ltd.
No: 29, 2nd Floor,
Bannari Amman Towers, B-Block
Dr. Radhakrishnan Road, Mylapore
Chennai - 600 004
Tel.:044-71912000

Jaipur
Schneider Electric India (P) Ltd.
Jaipur Business Centre 309
3rd Floor, Sangam Tower 190
Church Road, Jaipur-302001
Tel.: 0141-2374810

Mumbai
Schneider Electric India (P)(Ltd)
Marwah House, 2nd Floor
Krishanlal Marwah Marg
Andheri (East), Mumbai - 400072
Tel.: 022-62280000

Vadodara
Schneider Electric India (P) Ltd.
Notus IT Park, 10th Floor, Block-D
Sarabhai Campus, Vadiwadi
Vadodara, Gujarat - 390017

Cochin
Schneider Electric India (P) Ltd.
Alapatt Properties Private Limited
(Trade Name : Centre A)
Main Door Number : 66/4971
(Old Door Number: 40/6584-H)
7th Floor Alapatt Heritage Building
MG Road Kochi - 682035

Kolkata
Schneider Electric (I)Pvt.Ltd,
BP-4, Sector-V, Technopolis
3rd Floor, Salt Lake City
Kolkata- 700 091
Tel.: 033-66576400

Nagpur
Schneider Electric India (P) Ltd.
6, Vasant Vihar Complex
W.H.C Road, Shankar Nagar
Nagpur- 440010
Tel.: 0712-2558581

Vishakhapatnam
Schneider Electric India (P) Ltd.
D.N.10-1-43, 1st Floor
Ratnam's Business Centre,
Siripuram Fort, C.B.M.Compound
Visakhapatnam - 530016
Tel.: 0891-6675500

Customer Care Centre

Monday-Saturday, 9 a.m. to 8 p.m.

Toll-free numbers: 1800 419 4272, 1800 103 0011

Email: customercare.in@schneider-electric.com

For more information, visit our website at: www.se.com/in

- All Prices are in Indian Rupees
- Prices are subject to change without prior notice
- Product evolution is a continuous process and Schneider Electric reserves the right to modify/withdraw any product at any time without prior notice
- Prices charged will be as prevailing on the date of dispatch
- Invoice Amount = (MRP – less Applicable discount) + Applicable GST %
- Tax incidence on invoices is basis applicable GST rates
- Invoice amount not to exceed MRP
- Product pictures shown are for illustration purpose only, actual product may vary

Distributor