

**1985-86**



**The  
IOWA  
Library**

**Public  
Statistics**

State Library of Iowa






Table of Contents

# IOWA PUBLIC LIBRARY

## STATISTICS

1985 - 1986


Shirley George, State Librarian


STATE LIBRARY OF IOWA  
EAST TWELFTH AND GRAND  
DES MOINES, IOWA 50319

1988

**This publication was partially funded under the Library Services and Construction Act administered by the State Library of Iowa.**

**The State Library is a Division of the Department of Cultural Affairs.**





## Table of Contents

Table of Contents .....	i
Introduction and Explanatory Notes and Acknowledgements .....	ii
I. STATE DATA .....	1
Income .....	2
Expenditures .....	4
Acquisitions .....	9
Holdings .....	10
Circulation .....	11
Personnel .....	12
Output Measures .....	13
II. SUMMARY OF INCOME .....	16
In Dollars by Region .....	17
By Percentage by Region .....	21
By Library .....	23
III. SUMMARY OF EXPENDITURES .....	34
In Dollars by Region .....	35
By Percentage by Region .....	43
By Library .....	47
IV. ACQUISITIONS .....	69
Total by Region .....	70
Average by Region .....	74
V. HOLDINGS AND CIRCULATION .....	78
Holdings .....	79
Total by Region .....	79
By Library .....	87
Circulation.....	109
Total by Region .....	109
By Library .....	113
VI. PERSONNEL/EDUCATION LEVELS/FTE .....	124
Total by Region .....	125
By Library .....	129
VII. OUTPUT MEASURES .....	140
Borrower to Population .....	141
Average by Region .....	143
Fill Rate by Region .....	147
Document Delivery by Region .....	151
VIII. COUNTY STUDY .....	159
STATE LIBRARY COMMISSION AND STAFF .....	Inside Back Cover

## Introductory and Explanatory Notes

The 1985-86 edition of the Iowa Public Library Statistics include features from both the 1984-85 edition and from previous additions. Most sections include listings by library as well as an analysis by region and type of library. All the state totals, averages, and percentages have been placed at the front of the document. Output measures, including document delivery, are included by region only. Reference fill rates are not available for 1985-86.

This publication consists of selected summaries from the 1985-86 statistical printout. A complete printout has been supplied to each of the Regional Libraries.

The 1986-87 edition is being printed now. If you have any suggestions for 1987-88, please contact me.

Gerry Rowland

---- indicates no response

0 (zero) as a response is always reported.

### Library size Code:

A - libraries serving less than 500	- 116
B - libraries serving 500 - 999	- 140
C - libraries serving 1,000 - 2,499	- 143
D - libraries serving 2,500 - 4,999	- 52
E - libraries serving 5,000 - 9,999	- 36
F - libraries serving 10,000 - 24,999	- 12
G - libraries serving 25,000 - 49,999	- 9
H - libraries serving 50,000 and over	- 8
I - county libraries	- 4
TOTAL	<u>520</u>

Each place has its regional designation:

C - Central  
 EC - East Central  
 NC - North Central  
 NE - Northeast  
 NW - Northwest  
 SE - Southeast  
 SW - Southwest

## ABBREVIATIONS

The subject areas covered are abbreviated. For ease of reading we have written them out fully and in the same order in which they appear.

CIRC PER CAP	- Circulation Per Capita
NO. TOT	- Total Number of Libraries
LIB. RPT	- Libraries Reporting
MUNIC	- Municipal
LSCA	- Library Services and Construction Act
POP OF REPORTIN	- Population of Reporting Libraries
REV SHARE	- Revenue Sharing
ENDOW GIFTS	- Endowment Gift
CITY/COUNTY PLANT OPER.	- City/County Plant Operation
GOV. DOC.	- Government Documents
SERIALS PERIOD.	- Serials Periodicals
BOOK MICR	- Book Microfilm
SER. MICR.	- Serials Microfilm
GOV. DOC. MICRO.	- Government Documents Microfilm
ACQUIS. PER CAP	- Acquisitions Per Capita
PERIOD.	- Periodicals
NO. LIBRN	- Number of Librarians
LIBRN FTE	- Librarian Full Time Equivalent
NO. OTHER STAFF	- Number of Other Staff
MASTERS LIB SCI	- Masters of Library Science
OTHER MST.	- Other Masters Degree
BA	- Bachelor Degree
SOME COLL.	- Some College
H.S. GRAD.	- High School Graduate
H.S.	- High School
NO. VOL.	- Number of Volunteers
ANN VOL HRS.	- Annual Volunteer Hours
PERCENT BORROWER TO POP RATIO	- Percent of Borrower to Population Ratio
SUB./AUTH. FILL RATE	- Subject/Author Fill Rate
REF. TRANS. PER CAPITA	- Reference Transaction Per Capita
IN-LIB. MAT. USE	- In-Library Materials Use
ANN. NO. LIB VISITS	- Annual Number of Library Visits
ANN. NO. PROGRAMS	- Annual Number of Programs
ANN. PROG ATTENDANCE	- Annual Number of Programs Attendance
REPORTING POP	- Reporting Population
PER CAPITA MAT. USE	- Per Capita Materials Use
PER CAPITA LIB VISITS	- Per Capita Library Visits
PER CAPITA PROG. ATTN.	- Per Capita Program Attendance

## ACKNOWLEDGEMENTS

To the patient and diligent team who contribute so much to this publication:

Bill Cochran, Director of Library Development  
 Gerry Rowland, Networking Coordinator  
 Paul Hagen, Systems Analyst  
 Doris Collette, Data Input, Word Processing

# I State Data

- \* Income
- \* Expenditures
- \* Acquisitions
- \* Holdings
- \* Circulation
- \* Personnel
- \* Output Measures

SUMMARY OF INCOME DATA IN DOLLARS - STATE TOTAL

SIZE GROUP	NO. TOT	LIB RPT	1 MUNIC	2 COUNTY	3 REVENUE SHARING	4 ENDOWMENTS GIFTS	5 FINES FEES	6 LSCA	7 OTHER GRANTS	8 OTHER INCOME	9 POP OF REPORTIN	10 PER CAPITA	11 TOTAL ALL	
A- 0-	499	114	106	\$ 250,213	\$ 381,660	\$ 36,048	\$ 86,914	\$ 12,528	\$ 17,956	\$ 27,106	\$ 43,817	36,817	\$ 23.26	\$ 856,242
B- 500-	999	140	135	668,732	585,753	81,515	146,875	24,273	31,135	23,915	70,148	100,000	16.32	1,632,346
C- 1,000-	2,499	144	138	1,744,949	765,097	86,419	596,550	89,696	132,906	78,455	98,987	210,405	17.08	3,593,059
D- 2,500-	4,999	52	50	1,910,557	504,782	120,282	161,307	76,415	39,625	7,368	82,856	179,828	16.14	2,903,192
E- 5,000-	9,999	36	35	2,866,528	465,430	46,777	384,022	110,521	14,243	6,385	67,710	250,726	15.80	3,961,616
F-10,000-	24,999	12	12	2,365,582	206,693	67,743	47,835	100,539	12,600	-----	206,521	186,281	16.15	3,007,513
G-25,000-	49,999	9	9	3,430,725	193,307	31,000	163,114	173,147	37,546	3,600	102,104	285,721	14.47	4,134,543
H- OVER 50,000		8	8	9,872,651	360,841	354,643	115,483	340,159	82,115	15,464	692,863	731,776	16.17	11,834,219
I- COUNTY LIBR		4	3	67,536	476,119	-----	10,060	10,000	11,828	-----	16,500	60,503	9.79	592,043
STATE TOTALS	519	496		\$23,177,473	\$ 3,939,682	\$ 824,427	\$ 1,712,160	\$ 937,278	\$ 379,954	\$ 162,293	\$ 1,381,506	2,042,057	\$ 15.92	\$32,514,773

SUMMARY INCOME DATA BY PERCENTAGES - STATE

SIZE GROUP	MUNIC	COUNTY	REV SHARE	ENDOW GIFTS	FINES FEES	LSCA	OTHER GRANTS	OTHER INCOME	
A- 0-	499	29.22	44.57	04.21	10.15	01.46	02.09	03.16	05.11
B- 500-	999	40.96	35.88	04.99	08.99	01.48	01.90	01.46	04.29
C- 1,000-	2,499	48.56	21.29	02.40	16.60	02.49	03.69	02.18	02.75
D- 2,500-	4,999	65.80	17.38	04.14	05.55	02.63	01.36	00.25	02.85
E- 5,000-	9,999	72.35	11.74	01.18	09.69	02.78	00.35	00.16	01.70
F-10,000-	24,999	78.65	06.87	02.25	01.59	03.34	00.41	-----	06.86
G-25,000-	49,999	82.97	04.67	00.74	03.94	04.18	00.90	00.08	02.46
H- OVER 50,000		83.42	03.04	02.99	00.97	02.87	00.69	00.13	05.85
I- COUNTY LIBR		11.40	80.41	-----	01.69	01.68	01.99	-----	02.78
STATE TOTALS		71.28	12.11	02.53	05.26	02.88	01.16	00.49	04.24



SUMMARY OF INCOME DATA IN DOLLARS - STATE AVERAGES

SIZE GROUP	NO. TOT	LIB RPT	1 MUNIC	2 COUNTY	3 REVENUE SHARING	4 ENDOWMENTS GIFTS	5 FINES FEES	6 LSCA	7 OTHER GRANTS	8 OTHER INCOME	9 POP OF REPORTIN	10 PER CAPITA	11 TOTAL ALL	
A- 0-	499	114	106 \$	2,361 \$	3,601 \$	340 \$	820 \$	118 \$	169 \$	256 \$	413	347 \$	.22 \$	8,078
B- 500-	999	140	135	4,954	4,339	604	1,088	180	231	177	520	741	.12	12,091
C- 1,000-	2,499	144	138	12,645	5,544	626	4,323	650	963	569	717	1,525	.12	26,037
D- 2,500-	4,999	52	50	38,211	10,096	2,406	3,226	1,528	793	147	1,657	3,597	.32	58,064
E- 5,000-	9,999	36	35	81,901	13,298	1,336	10,972	3,158	407	182	1,935	7,164	.45	113,189
F-10,000-	24,999	12	12	197,132	17,224	5,645	3,986	8,378	1,050	-----	17,210	15,523	1.35	250,626
G-25,000-	49,999	9	9	381,192	21,479	3,444	18,124	19,239	4,172	400	11,345	31,747	1.61	459,394
H- OVER 50,000		8	8	1,234,081	45,105	44,330	14,435	42,520	10,264	1,933	86,608	91,472	2.02	1,479,277
I- COUNTY LIBR		4	3	22,512	158,706	-----	3,353	3,333	3,943	-----	5,500	20,168	3.26	197,348
STATE AVERAGES	519	496 \$	46,729 \$	7,943 \$	1,662 \$	3,452 \$	1,890 \$	766 \$	327 \$	2,785	4,117	\$ 15.92	\$	65,554

SELECTED SPECIAL EXPENDITURES SUMMARY REPORT - STATE TOTALS

SIZE CODE		NO. TOT	LIBR RPT	POSTAGE	TELECOM.	CONTRACTED COMPUTER SERVICES	ON-LINE DATABASE SEARCHING	COMPUTER HARDWARE	CONT. EDUC. COSTS
A-	0 - 499	114	106	\$ 8,582	\$ 8,118	\$ 1,121	\$-----	\$ 5,897	\$-----
B-	500 - 999	140	135	15,583	17,821	1,048	-----	9,517	-----
C-	1,000 - 2,499	144	138	22,377	27,596	257	-----	25,555	-----
D-	2,500 - 4,999	52	50	24,805	24,878	948	-----	23,987	-----
E-	5,000 - 9,999	36	35	29,454	19,849	706	-----	10,999	-----
F-	10,000 - 24,999	12	12	16,757	26,240	17,541	-----	7,860	-----
G-	25,000 - 49,999	9	9	21,581	29,989	54,604	1,475	59,808	-----
H-	OVER 50,000	8	8	81,906	44,682	223,074	44,326	609,504	-----
I-	COUNTY LIBRARIES	4	3	1,364	5,416	8,700	-----	26,814	-----
STATE	TOTALS	519	496	222,409	204,589	307,999	45,801	779,941	\$-----

SELECTED SPECIAL EXPENDITURES SUMMARY REPORT - STATE AVERAGES

SIZE CODE		NO. TOT	LIBR RPT	POSTAGE	TELECOM.	CONTRACTED COMPUTER SERVICES	ON-LINE DATABASE SEARCHING	COMPUTER HARDWARE	CONT. EDUC. COSTS
A-	0 - 499	114	106	\$ 81	\$ 77	\$ 11	\$-----	\$ 56	\$-----
B-	500 - 999	140	135	115	132	8	-----	70	-----
C-	1,000 - 2,499	144	138	162	200	2	-----	185	-----
D-	2,500 - 4,999	52	50	496	498	19	-----	480	-----
E-	5,000 - 9,999	36	35	842	567	20	-----	314	-----
F-	10,000 - 24,999	12	12	1,396	2,187	1,462	-----	655	-----
G-	25,000 - 49,999	9	9	2,398	3,332	6,067	164	6,645	-----
H-	OVER 50,000	8	8	10,238	5,585	27,884	5,541	76,188	-----
I-	COUNTY LIBRARIES	4	3	455	1,805	2,900	-----	8,938	-----
STATE	AVERAGES	519	496	448	412	621	92	1,572	\$-----

ANNUAL EXPENDITURES IN DOLLARS SUMMARY - STATE TOTALS

SIZE GROUPS	NO. TOT	LIBR RPT	1 SALARIES AND WAGES	2 FRINGE BENEFITS	3 CITY/COUNTY BENEFITS	4 BOOKS	5 PERIOD., SERIALS	6 MICROFORM	7 RECORDING	8 COMPUTER SOFTWARE	9 OTHER MATERIALS
A- 0 - 499	114	106	\$ 265,778	\$ 35,103	\$ 9,320	\$ 170,627	\$ 21,918	\$-----	\$ 27,749	\$ 2,466	\$ 17,323
B- 500 - 999	140	135	579,956	52,533	20,605	329,675	43,415	1,931	37,511	5,412	24,299
C- 1,000 - 2,499	144	138	1,192,236	125,383	50,166	543,049	79,826	292	50,866	6,919	36,675
D- 2,500 - 4,999	52	50	1,247,223	137,854	41,283	467,318	77,411	3,360	37,642	8,510	20,629
E- 5,000 - 9,999	36	35	1,828,319	276,478	72,445	589,871	89,281	1,228	37,657	6,636	70,439
F- 10,000 - 24,999	12	12	1,519,361	206,936	85,580	462,015	65,931	981	45,309	1,488	16,145
G- 25,000 - 49,999	9	9	2,191,640	269,009	206,734	504,227	179,014	12,048	52,926	1,548	24,232
H- OVER 50,000	8	8	5,854,445	1,130,465	57,978	898,968	206,339	3,361	126,732	5,245	20,100
I- COUNTY LIBRARIES	4	3	283,752	44,375	-----	54,439	9,754	-----	700	-----	-----
STATE TOTALS	519	496	\$14,962,710	\$2,278,136	\$ 544,111	\$4,020,189	\$ 772,889	\$ 23,201	\$417,092	\$ 38,224	\$229,842

ANNUAL EXPENDITURES BY PERCENTAGES SUMMARY - STATE

SIZE GROUPS	NO. TOT	LIBR RPT	1 SALARIES AND WAGES	2 FRINGE BENEFITS	3 CITY/COUNTY BENEFITS	4 BOOKS	5 PERIOD., SERIALS	6 MICROFORM	7 RECORDING	8 COMPUTER SOFTWARE	9 OTHER MATERIALS
A- 0 - 499	114	106	31.60	4.10	1.10	20.30	2.60	-----	3.30	.20	2.00
B- 500 - 999	140	135	36.80	3.30	1.30	20.90	2.70	.10	2.30	.30	1.50
C- 1,000 - 2,499	144	138	38.60	4.00	1.60	17.50	2.50	-----	1.60	.20	1.10
D- 2,500 - 4,999	52	50	44.50	4.90	1.40	16.70	2.70	.10	1.30	.30	.70
E- 5,000 - 9,999	36	35	42.50	6.40	1.60	13.70	2.00	-----	.80	.10	1.60
F- 10,000 - 24,999	12	12	49.40	6.70	2.70	15.00	2.10	-----	1.40	-----	.50
G- 25,000 - 49,999	9	9	47.20	5.70	4.40	10.80	3.80	.20	1.10	-----	.50
H- OVER 50,000	8	8	51.10	9.80	.50	7.80	1.80	-----	1.10	-----	.10
I- COUNTY LIBRARIES	4	3	49.40	7.70	-----	9.40	1.60	-----	.10	-----	-----
STATE		496	46.20	7.00	1.60	12.40	2.30	-----	1.20	.10	.70

10 PLANT OPERATIONS	11 CITY/COUNTY PLANT OPER.	12 EQUIPMENT	13 OTHER EXPENDITURE	14 CAPITAL OUTLAY	15 TOTAL	16 POPULATION OF LIBRARY	17 PER CAPITA EXPENDITURE
\$ 64,312	\$ 65,817	\$ 66,039	\$ 53,536	\$ 40,291	\$ 840,279	36,817	\$ 22.82
145,747	75,462	66,140	110,813	82,030	1,575,529	100,000	15.76
299,788	115,897	96,592	202,173	287,210	3,087,072	210,405	14.67
246,359	31,804	90,695	161,649	225,332	2,797,069	179,828	15.55
356,162	25,585	60,495	312,344	573,823	4,300,763	250,726	17.15
226,670	9,000	58,065	214,756	159,602	3,071,839	186,281	16.49
379,192	2,305	154,612	264,563	397,037	4,639,087	285,721	16.24
958,560	77,871	238,668	1,772,447	89,913	11,441,092	731,776	15.63
24,932	-----	28,478	127,893	-----	574,323	60,503	9.49
\$2,701,722	\$ 403,741	\$ 859,784	\$3,220,174	\$1,855,238	\$32,327,053	2,042,057	\$ 15.83

ST

10 PLANT OPERATIONS	11 CITY/COUNTY PLANT OPER.	12 EQUIPMENT	13 OTHER EXPENDITURE	14 CAPITAL OUTLAY
7.60	7.80	7.80	6.30	4.70
9.20	4.70	4.10	7.00	5.20
9.70	3.70	3.10	6.50	9.30
8.80	1.10	3.20	5.70	8.00
8.20	.50	1.40	7.20	13.30
7.30	.20	1.80	6.90	5.10
8.10	-----	3.30	5.70	8.50
8.30	.60	2.00	15.40	.70
4.30	-----	4.90	22.20	-----
8.30	1.20	2.60	9.90	5.70

ANNUAL EXPENDITURES IN DOLLARS SUMMARY - STATE AVERAGES

SIZE GROUPS	NO. TOT	LIBR RPT	1 SALARIES AND WAGES	2 FRINGE BENEFITS	3 CITY/COUNTY BENEFITS	4 BOOKS	5 PERIOD. SERIALS	6 MICROFORM	7 RECORDING	8 COMPUTER SOFTWARE	9 OTHER MATERIALS
A- 0 - 499	114	106	\$ 2,507	\$ 331	\$ 88	\$ 1,610	207	\$-----	\$ 262	\$ 23	\$ 163
B- 500 - 999	140	135	4,296	389	153	2,442	322	14	278	40	180
C- 1,000 - 2,499	144	138	8,639	909	364	3,935	578	2	369	50	266
D- 2,500 - 4,999	52	50	24,944	2,757	826	9,346	1,548	67	753	170	413
E- 5,000 - 9,999	36	35	52,238	7,899	2,070	16,853	2,551	35	1,076	190	2,013
F- 10,000 - 24,999	12	12	126,613	17,245	7,132	38,501	5,494	82	3,776	124	1,345
G- 25,000 - 49,999	9	9	243,516	29,890	22,970	56,025	19,890	1,339	5,881	172	2,692
H- OVER 50,000	8	8	731,806	141,308	7,247	112,371	25,792	420	15,842	656	2,513
I- COUNTY LIBRARIES	4	3	94,584	14,792	-----	18,146	3,251	-----	233	-----	-----
STATE AVERAGES	519	496	\$ 30,167	\$ 4,593	\$ 1,097	\$ 8,105	1,558	\$ 47	\$ 841	\$ 77	\$ 463

10 PLANT OPERATIONS	11 CITY/COUNTY PLANT OPER.	12 EQUIPMENT	13 OTHER EXPENDITURE	14 CAPITAL OUTLAY	15 TOTAL	16 POPULATION OF LIBRARY	17 PER CAPITA EXPENDITURE
\$ 607	\$ 621	\$ 623	\$ 505	\$ 380	\$ 7,927	347	\$ 22.84
1,080	559	490	821	608	11,671	741	15.75
2,172	840	700	1,465	2,081	22,370	1,525	14.67
4,927	636	1,814	3,233	4,507	55,941	3,597	15.55
10,176	731	1,728	8,924	16,395	122,879	7,164	17.15
18,889	750	4,839	17,896	13,300	255,987	15,523	16.49
42,132	256	17,179	29,396	44,115	515,454	31,747	16.24
119,820	9,734	29,834	221,556	11,239	1,430,137	91,472	15.63
8,311	-----	9,493	42,631	-----	191,441	20,168	9.49
\$ 5,447	\$ 814	\$ 1,733	\$ 6,492	\$ 3,740	\$ 65,176	4,117	\$ 15.83

REPORT OF ACQUISITIONS - STATE TOTAL

SIZE GROUP	NO. LIB TOT RPT	VOLUMES	TITLES	GOV. DOC.	SERIALS PERIOD.	BOOK MICR.	SER. MICR.	GOV.DOC. MICRO.	AUDIO	FILMS	VIDEO	COMPUTER SOFTWARE	OTHER	TOTAL ACQUIS. PER CAP
A- 0 -	499 114 106	40,798	34,474	282	327	-----	2	-----	883	4	883	119	856	44,154 1.27
B- 500 -	999 140 135	70,882	63,339	705	486	221	24	14	1,704	17	1,372	139	2,811	78,375 .80
C- 1,000 -	2,499 144 138	82,787	73,204	1,292	475	7	17	5	2,787	17	1,632	267	2,473	91,759 .44
D- 2,500 -	4,999 52 50	67,132	61,864	205	250	6	58	12	2,536	15	842	120	2,036	73,212 .42
E- 5,000 -	9,999 36 35	62,958	56,121	112	223	9	28	2	2,961	55	674	118	1,821	68,961 .29
F- 10,000 -	24,999 12 12	42,653	27,748	115	99	-----	2	1,505	3,229	15	879	255	1,651	50,403 .27
G- 25,000 -	49,999 9 9	51,389	45,507	27	129	-----	1	451	2,138	12	640	15	696	55,498 .19
H- OVER -	50,000 8 8	131,863	205,656	26,529	121	10	10	158	3,850	228	767	133	478	164,147 .22
I-COUNTY LIBRARIES	4 3	5,795	4,736	-----	31	-----	-----	-----	150	-----	1	3	3,500	9,480 .16
STATE TOTAL	519 496	556,257	572,649	29,267	2,141	253	142	2,147	20,238	363	7,690	1,169	16,322	635,989 .31

REPORT OF ACQUISITIONS - STATE AVERAGE

SIZE GROUP	NO. LIB TOT RPT	VOLUMES	TITLES	GOV. DOC.	SERIALS PERIOD.	BOOK MICR.	SER. MICR.	GOV.DOC. MICRO.	AUDIO	FILMS	VIDEO	COMPUTER SOFTWARE	OTHER	TOTAL ACQUIS. PER CAP
A- 0 -	499 114 106	385	325	3	3	-----	-----	-----	8	-----	8	1	8	417 1.27
B- 500 -	999 140 135	525	469	5	4	2	-----	-----	13	-----	10	1	21	581 .80
C- 1,000 -	2,499 144 138	600	530	9	3	-----	-----	-----	20	-----	12	2	18	665 .44
D- 2,500 -	4,999 52 50	1,343	1,237	4	5	-----	1	-----	51	-----	17	2	41	1,464 .42
E- 5,000 -	9,999 36 35	1,799	1,603	3	6	-----	1	-----	85	2	19	3	52	1,970 .29
F- 10,000 -	24,999 12 12	3,554	2,312	10	8	-----	-----	125	269	1	73	21	138	4,200 .27
G- 25,000 -	49,999 9 9	5,710	5,056	3	14	-----	-----	50	238	1	71	2	77	6,166 .19
H- OVER -	50,000 8 8	16,483	25,707	3,316	15	1	1	20	481	29	96	17	60	20,518 .22
I-COUNTY LIBRARIES	4 3	1,932	1,579	-----	10	-----	-----	-----	50	-----	-----	1	1,167	3,160 .16
STATE AVERAGE	519 496	1,121	1,155	59	4	1	-----	4	41	1	16	2	33	1,282 .31

REPORT OF HOLDINGS - STATE TOTAL

SIZE GROUP	NO. TOT	LIB RPT	VOLUMES	TITLES	GOV. DOCUMENTS	SERIALS PERIODIC.	BOOK TITLE MICROFILM	SERIAL TITLE MICRO	GOV. DOC. TITLE MICRO	AUDIO TITLES	FILM TITLES	VIDEO TITLES	COMPUTER SOFTWARE	OTHER HOLDINGS	TOTAL HOLDINGS	HOLDINGS PER CAP.
A- 0 -	499	114	106	643,028	572,170	1,658	2,416	192	20	7,903	192	2,253	437	5,460	663,559	18.02
B- 500 -	999	140	135	1,129,388	1,050,236	2,367	3,864	1,357	204	19,645	260	3,745	357	19,433	1,180,675	11.87
C- 1,000 -	2,499	144	138	1,628,058	1,530,019	5,425	6,697	467	551	37,071	807	4,465	926	31,508	1,716,155	8.16
D- 2,500 -	4,999	52	50	1,075,728	947,300	1,223	3,715	8	259	22,985	1,332	2,684	436	25,988	1,134,461	6.31
E- 5,000 -	9,999	36	35	1,228,412	1,172,268	1,634	4,011	90	1,153	35,285	1,307	2,419	477	39,384	1,314,359	5.43
F- 10,000 -	24,999	12	12	779,550	642,974	804	2,275	33	127	30,550	1,343	2,195	414	21,779	852,516	4.58
G- 25,000 -	49,999	9	9	790,098	708,916	2,603	2,268	2	196	34,177	1,805	1,878	198	32,941	870,969	3.05
H- OVER -	50,000	8	8	1,850,535	1,480,418	360,204	4,276	100	240	72,392	2,778	2,523	254	7,024	2,303,292	3.15
I-COUNTY LIBRARIES	4	3		162,719	142,724	-----	604	-----	-----	5,616	1,343	250	7	8,150	178,689	2.95
STATE TOTAL	519	496		9,287,516	8,247,025	375,918	30,126	2,249	2,750	265,624	11,167	22,412	3,506	191,667	10,214,675	5.03

REPORT OF HOLDINGS - STATE AVERAGE

SIZE GROUP	NO. TOT	LIB RPT	VOLUMES	TITLES	GOV. DOCUMENTS	SERIALS PERIODIC.	BOOK TITLE MICROFILM	SERIAL TITLE MICRO	GOV. DOC. TITLE MICRO	AUDIO TITLES	FILM TITLES	VIDEO TITLES	COMPUTER SOFTWARE	OTHER HOLDINGS	TOTAL HOLDINGS	HOLDINGS PER CAP.
A- 0 -	499	114	106	6,066	5,398	16	23	2	-----	75	2	21	4	52	6,260	18.02
B- 500 -	999	140	135	8,366	7,780	18	29	10	-----	146	2	28	3	144	8,746	11.87
C- 1,000 -	2,499	144	138	11,798	11,087	39	49	3	1	269	6	32	7	228	12,436	8.16
D- 2,500 -	4,999	52	50	21,515	18,946	24	74	-----	2	460	27	54	9	520	22,689	6.31
E- 5,000 -	9,999	36	35	35,097	33,493	47	115	3	33	1,008	37	69	14	1,125	37,553	5.43
F- 10,000 -	24,999	12	12	64,963	53,581	67	190	3	1,121	2,546	112	183	35	1,815	71,043	4.58
G- 25,000 -	49,999	9	9	87,789	78,768	289	252	-----	22	3,797	201	209	22	3,660	96,774	3.05
H- OVER -	50,000	8	8	231,317	185,052	45,026	535	13	371	9,049	347	315	32	878	287,912	3.15
I-COUNTY LIBRARIES	4	3		54,240	47,575	-----	201	-----	-----	1,872	448	83	2	2,717	59,563	2.95
STATE AVERAGE	519	496		18,725	16,627	758	61	5	44	536	23	45	7	386	20,594	5.03



REPORT OF CIRCULATION - STATE TOTAL

SIZE GROUP	NO. LIB TOT RPT	ADULT BOOKS	JUVENILE BOOKS	FILMS	VIDEO	AUDIO	PERIOD.	OTHER	TOTAL CIRCULATION	TURNOVER OF COLLECTION	CIRC. PER CAP.
A- 0 -	499 114 106	251,740	252,110	3,286	21,592	14,323	65,656	5,779	614,486	.93	16.82
B- 500 -	999 140 135	611,703	629,613	1,722	54,725	32,589	131,733	16,935	1,479,020	1.25	14.99
C- 1,000 -	2,499 144 138	1,148,862	1,058,157	5,523	53,342	63,296	283,825	41,585	2,654,590	1.55	12.62
D- 2,500 -	4,999 52 50	1,049,411	909,368	4,906	53,680	73,073	179,122	25,839	2,295,399	2.02	12.76
E- 5,000 -	9,999 36 35	1,528,385	1,227,599	5,780	56,418	113,946	271,523	44,735	3,248,386	2.47	12.96
F- 10,000 -	24,999 12 12	910,553	663,115	3,394	63,625	82,681	84,793	108,822	1,916,983	2.25	10.29
G- 25,000 -	49,999 9 9	1,235,802	909,437	7,706	139,679	120,765	143,938	39,086	2,596,413	2.98	9.09
H- OVER -	50,000 8 8	2,628,970	1,368,932	15,515	94,282	115,770	62,946	836,714	5,123,129	2.22	7.00
I-COUNTY LIBRARIES	4 3	148,764	249,114	373	1,455	7,132	49,034	55,353	511,225	2.86	8.45
STATE TOTAL	519 496	9,514,190	7,267,445	48,205	538,798	623,575	1,272,570	1,174,848	20,439,631	2.00	10.02

REPORT OF CIRCULATION - STATE AVERAGE

SIZE GROUP	NO. LIB TOT RPT	ADULT BOOKS	JUVENILE BOOKS	FILMS	VIDEO	AUDIO	PERIOD.	OTHER	TOTAL CIRCULATION	TURNOVER OF COLLECTION	CIRC. PER CAP.
A- 0 -	499 114 106	2,375	2,378	31	204	135	619	55	5,797	.93	16.82
B- 500 -	999 140 135	4,531	4,664	13	405	241	976	125	10,956	1.25	14.99
C- 1,000 -	2,499 144 138	8,325	7,668	40	387	459	2,057	301	19,236	1.55	12.62
D- 2,500 -	4,999 52 50	20,988	18,187	98	1,074	1,461	3,582	517	45,908	2.02	12.76
E- 5,000 -	9,999 36 35	43,668	35,074	165	1,612	3,256	7,758	1,278	92,811	2.47	12.96
F- 10,000 -	24,999 12 12	75,879	55,260	283	5,302	6,890	7,066	9,069	159,749	2.25	10.29
G- 25,000 -	49,999 9 9	137,311	101,049	856	15,520	13,418	15,993	4,343	288,490	2.98	9.09
H- OVER -	50,000 8 8	328,621	171,117	1,939	11,785	14,471	7,868	104,589	640,391	2.22	7.00
I-COUNTY LIBRARIES	4 3	49,588	83,038	124	485	2,377	16,345	18,451	170,408	2.86	8.45
STATE AVERAGE	519 496	19,182	14,652	97	1,086	1,257	2,566	2,369	41,209	2.00	10.02

PERSONNEL SUMMARY REPORT - STATE TOTALS

SIZE GROUP	NO. TOT	LIB RPT	NO. LIBRN	LIBRN FTE	NO. OTHER STAFF	OTHER FTE	BEYOND MASTER	FTE MASTERS LIB SCI	OTHER MSTS.	FTE BA	FTE SOME COLL.	FTE H.S. GRAD.	FTE H.S.	NO. VOL	ANN VOL HRS.	
A- 0-	499	114	106	120	37.11	67	6.07	-----	.70	.40	2.98	14.61	24.09	2.10	1,480	20,554
B- 500-	999	140	135	236	65.85	55	8.85	-----	1.32	1.45	13.68	22.45	43.91	1.42	695	19,042
C- 1,000-	2,499	144	138	222	100.24	115	24.06	.50	.60	1.55	27.66	42.00	66.96	5.00	717	39,828
D- 2,500-	4,999	52	50	121	72.56	92	40.69	-----	8.50	2.27	29.48	27.96	41.36	6.28	291	9,175
E- 5,000-	9,999	36	35	111	86.03	144	67.65	2.00	20.37	1.82	34.23	41.05	42.06	11.38	421	11,460
F- 10,000-	24,999	12	12	49	40.79	104	62.22	-----	16.57	3.62	29.20	21.62	26.64	8.21	122	19,455
G- 25,000-	49,999	9	9	67	63.10	124	91.08	2.50	29.60	3.00	40.10	23.83	39.00	9.62	190	9,539
H- OVER	50,000	8	8	117	110.25	256	220.83	4.04	89.75	9.00	76.15	49.30	75.59	22.79	933	28,708
I- COUNTY LIB	4	3	6	6.00	37	18.05	-----	2.00	-----	1.01	4.62	13.43	1.00	6	2,052	
STATE TOTALS	519	496	1,049	581.93	994	539.50	9.04	169.41	23.09	254.49	247.44	373.04	67.80	4,855	159,813	

PERSONNEL SUMMARY REPORT - STATE AVERAGES

SIZE GROUP	NO. TOT	LIB RPT	NO. LIBRN	LIBRN FTE	NO. OTHER STAFF	OTHER FTE	BEYOND MASTER	FTE MASTERS LIB SCI	OTHER MSTS.	FTE BA	FTE SOME COLL.	FTE H.S. GRAD.	FTE H.S.	NO. VOL	ANN VOL HRS.	
A- 0-	499	114	106	1	.35	1	.06	-----	.01	-----	.03	.14	.23	.02	14	194
B- 500-	999	140	135	2	.49	-----	.07	-----	.01	.01	.10	.17	.33	.01	5	141
C- 1,000-	2,499	144	138	2	.73	1	.17	-----	-----	.01	.20	.30	.49	.04	5	289
D- 2,500-	4,999	52	50	2	1.45	2	.81	-----	.17	.05	.59	.56	.83	.13	6	184
E- 5,000-	9,999	36	35	3	2.46	4	1.93	.06	.58	.05	.98	1.17	1.20	.33	12	327
F- 10,000-	24,999	12	12	4	3.40	9	5.19	-----	1.38	.30	2.43	1.80	2.22	.68	10	1,621
G- 25,000-	49,999	9	9	7	7.01	14	10.12	.28	3.29	.33	4.46	2.65	4.33	1.07	21	1,060
H- OVER	50,000	8	8	15	13.78	32	27.60	.51	11.22	1.13	9.52	6.16	9.45	2.85	117	3,589
I- COUNTY LIB	4	3	2	2.00	12	6.02	-----	.67	-----	.34	1.54	4.48	.33	2	684	
STATE AVERAGES	519	496	1,049	2	1.17	2	1.09	.02	.34	.05	.51	.50	.75	.14	10	322

FILL RATE SUMMARY - STATE AVERAGES

SIZE GROUP	NO. LIB TOT RPT	TITLE FILL RATE %	HIGH TITLE FILL RATE %	LOW TITLE FILL RATE %	SUBJ./AUTH. FILL RATE %	HIGH SUBJ./ AUTH. RATE %	LOW SUBJ./ AUTH. RATE %	BROWSER FILL RATE %	HIGH BROW. FILL RATE %	LOW BROW. FILL RATE %
A- 0 -	499 114 106	84.43	98.00	35.00	84.56	99.00	12.00	82.84	99.00	6.00
B- 500 -	999 140 135	76.20	98.00	16.00	83.41	98.00	8.00	88.16	99.00	2.00
C- 1,000 -	2,499 144 138	77.36	97.00	39.00	82.95	98.00	40.00	89.60	98.00	46.00
D- 2,500 -	4,999 52 50	77.50	95.00	44.00	85.00	97.00	49.00	94.22	98.00	35.00
E- 5,000 -	9,999 36 35	73.57	95.00	55.00	76.75	96.00	63.00	87.07	99.00	3.00
F- 10,000 -	24,999 12 12	69.98	77.00	66.00	92.06	93.00	68.00	98.06	99.00	86.00
G- 25,000 -	49,999 9 9	76.73	89.00	59.00	81.67	84.00	71.00	92.96	97.00	77.00
H- OVER 50,000	8 8	74.88	80.00	58.00	79.23	84.00	70.00	92.01	94.00	82.00
I- COUNTY LIB.	4 3	78.33	80.00	64.00	67.61	76.00	66.00	94.57	94.00	94.00
STATE AVERAGES	519 496	76.14	98.00	16.00	80.98	99.00	8.00	90.33	99.00	2.00

DOCUMENT DELIVERY SUMMARY REPORT - STATE AVERAGES

SIZE GROUP	NO. LIB TOT RPT	NO. REQUESTS UNAVAILABLE IMMEDIATELY	DOC. DELV. IN 7 DAYS	PERCENT DELIVERED IN 7 DAYS	DOC. DELIV. IN 30 DAYS	NO. REQUESTS UNAVAILABLE AFTER 30 DAYS	PERCENT UNAVAILABLE AFTER 30 DAYS
A- 0 -	499 114 106	51	28	55.12	12	11	22.23
B- 500 -	999 140 135	59	30	50.86	21	9	14.73
C- 1,000 -	2,499 144 138	128	79	61.19	36	14	10.51
D- 2,500 -	4,999 52 50	363	154	42.34	126	84	23.02
E- 5,000 -	9,999 36 35	896	375	41.81	300	222	24.77
F- 10,000 -	24,999 12 12	194	74	38.34	86	34	17.30
G- 25,000 -	49,999 9 9	1,782	375	21.04	1,195	212	11.91
H- OVER 50,000	8 8	1,630	376	23.07	780	474	29.08
I- COUNTY LIB.	4 3	115	69	59.65	23	23	20.17
STATE AVERAGES	519 496	226	93	41.09	89	45	19.90

BORROWER TO POPULATION SUMMARY REPORT - STATE TOTALS

SIZE GROUP	NO. TOT	LIB RPT	REGISTRATION	BORROWERS ADDED	BORROWERS WITHDRAWN	PERCENT BORROWER TO POP. RATIO
A- 0-	499 114	106	49,623	3,445	950	34.7
B- 500-	999 140	135	77,151	11,848	5,391	77.1
C- 1,000-	2,499 144	138	156,298	19,874	9,006	74.2
D- 2,500-	4,999 52	50	124,397	17,483	7,496	69.1
E- 5,000-	9,999 36	35	205,894	37,867	18,501	82.1
F- 10,000-	24,999 12	12	146,414	27,619	10,180	78.6
G- 25,000-	49,999 9	9	145,114	28,220	26,550	50.7
H- OVER 50,000	8	8	351,838	67,120	12,970	48.0
I- COUNTY LIB	4	3	32,986	7,770	206	54.5
STATE TOTALS	519 496		1,289,715	221,246	91,250	63.1

BORROWER TO POPULATION SUMMARY REPORT - STATE AVERAGES

SIZE GROUP	NO. TOT	LIB RPT	REGISTRATION	BORROWERS ADDED	BORROWERS WITHDRAWN	PERCENT BORROWER TO POP. RATIO
A- 0-	499 114	106	468	33	9	34.8
B- 500-	999 140	135	571	88	40	77.0
C- 1,000-	2,499 144	138	1,133	144	65	74.3
D- 2,500-	4,999 52	50	2,488	350	150	69.1
E- 5,000-	9,999 36	35	5,883	1,082	529	82.1
F- 10,000-	24,999 12	12	12,201	2,302	848	78.6
G- 25,000-	49,999 9	9	16,124	3,136	2,950	50.7
H- OVER 50,000	8	8	43,980	8,390	1,621	48.0
I- COUNTY LIB	4	3	10,995	2,590	69	54.5
STATE AVERAGES	519 496		2,600	446	184	63.1

OUTPUT MEASURES SUMMARY REPORT - STATE TOTALS

SIZE GROUP	NO. LIB TOT RPT	IN-LIB. MAT. USE	ANN. NO. LIB VISITS	ANN. NO. PROGRAMS	ANN. PROG ATTENDANCE	REPORTING POP.	PER CAPITA MAT. USE	PER CAPITA LIB VISITS	PER CAPITA PROG. ATTN.
A- 0- 499	114 106	80,981	227,328	1,483	22,764	36,817	2.20	6.17	.620
B- 500- 999	140 135	201,627	559,853	2,862	68,218	100,000	2.02	5.60	.680
C- 1,000- 2,499	144 138	402,709	898,896	3,795	81,627	210,405	1.91	4.27	.390
D- 2,500- 4,999	52 50	553,877	928,571	2,543	64,302	179,828	3.08	5.16	.360
E- 5,000- 9,999	36 35	838,762	1,364,021	3,624	80,440	250,726	3.35	5.44	.320
F- 10,000- 24,999	12 12	582,711	777,180	2,583	79,012	186,281	3.13	4.17	.420
G- 25,000- 49,999	9 9	900,632	1,068,986	1,416	46,656	285,721	3.15	3.74	.160
H- OVER 50,000	8 8	1,917,141	2,525,407	6,214	210,290	731,776	2.62	3.45	.290
I- COUNTY LIB	4 3	115,150	143,644	449	14,236	60,503	1.90	2.37	.240
STATE TOTALS	519 496	5,593,590	8,493,886	24,969	667,545	2,042,057	2.74	4.16	.330

OUTPUT MEASURES SUMMARY REPORT - STATE AVERAGES

SIZE GROUP	NO. LIB TOT RPT	IN-LIB. MAT. USE	ANN. NO. LIB VISITS	ANN. NO. PROGRAMS	ANN. PROG ATTENDANCE	REPORTING POP.	PER CAPITA MAT. USE	PER CAPITA LIB VISITS	PER CAPITA PROG. ATTN.
A- 0- 499	114 106	764	2,145	14	215	347	2.20	6.18	.620
B- 500- 999	140 135	1,494	4,147	21	505	741	2.02	5.60	.680
C- 1,000- 2,499	144 138	2,918	6,514	28	592	1,525	1.91	4.27	.390
D- 2,500- 4,999	52 50	11,078	18,571	51	1,286	3,597	3.08	5.16	.360
E- 5,000- 9,999	36 35	23,965	38,972	104	2,298	7,164	3.35	5.44	.320
F- 10,000- 24,999	12 12	48,559	64,765	215	6,584	15,523	3.13	4.17	.420
G- 25,000- 49,999	9 9	100,070	118,776	157	5,184	31,747	3.15	3.74	.160
H- OVER 50,000	8 8	239,643	315,676	777	26,286	91,472	2.62	3.45	.290
I- COUNTY LIB	4 3	38,383	47,881	150	4,745	20,168	1.90	2.37	.240
STATE AVERAGES	519 496	11,277	17,125	50	1,346	4,117	2.74	4.16	.330

## **II Summary of Income**

- \* In Dollars by Region**
- \* Percentage by Region**
- \* By Library**

SUMMARY OF INCOME DATA IN DOLLARS - REGION C TOTAL

SIZE GROUP	NO. TOT	LIB RPT	1 MUNIC	2 COUNTY	3 REVENUE SHARING	4 ENDOWMENTS GIFTS	5 FINES FEES	6 LSCA	7 OTHER GRANTS	8 OTHER INCOME	9 POP OF REPORTIN	10 PER CAPITA	11 TOTAL ALL
A- 0-	499	114	6 \$ 12,034	\$ 15,044	\$ -----	\$ 6,685	\$ 268	\$ -----	\$ -----	\$ 1,237	2,107	\$ 16.74	\$ 35,268
B- 500-	999	140	16 89,132	53,618	-----	6,179	1,399	9,904	2,662	10,152	11,766	14.71	173,046
C- 1,000- 2,499	144	16	206,723	50,716	22,600	84,697	8,917	2,833	11,545	8,754	24,676	16.08	396,785
D- 2,500- 4,999	52	6	189,639	69,307	5,398	19,630	11,535	-----	381	4,544	20,232	14.85	300,434
E- 5,000- 9,999	36	4	210,199	35,770	-----	23,621	7,582	1,100	500	1,824	26,872	10.44	280,596
F-10,000-24,999	12	6	1,149,951	88,622	-----	18,226	59,736	-----	-----	153,271	93,929	15.65	1,469,806
G-25,000-49,999	9	2	1,065,236	53,274	-----	20,557	65,490	-----	-----	21,193	72,713	16.86	1,225,750
H- OVER 50,000	8	1	2,591,260	92,771	-----	3,021	59,357	7,873	-----	91,895	191,003	14.90	2,846,177
I- COUNTY LIBR	4	1	45,659	81,846	-----	-----	-----	-----	-----	-----	19,806	6.44	127,505
REGION C		58	\$ 5,559,833	\$ 540,968	\$ 27,998	\$ 182,616	\$ 214,284	\$ 21,710	\$ 15,088	\$ 292,870	463,104	\$ 14.80	\$ 6,855,367

SUMMARY OF INCOME DATA IN DOLLARS - REGION EC TOTAL

SIZE GROUP	NO. TOT	LIB RPT	1 MUNIC	2 COUNTY	3 REVENUE SHARING	4 ENDOWMENTS GIFTS	5 FINES FEES	6 LSCA	7 OTHER GRANTS	8 OTHER INCOME	9 POP OF REPORTIN	10 PER CAPITA	11 TOTAL ALL
A- 0-	499	114	7 \$ 16,675	\$ 16,545	\$ 400	\$ 3,748	\$ 481	\$ -----	\$ -----	\$ 682	2,532	\$ 15.22	\$ 38,531
B- 500-	999	140	22 120,033	76,542	15,660	27,641	2,445	-----	-----	13,179	16,176	15.80	255,500
C- 1,000- 2,499	144	17	242,954	101,226	6,800	61,719	9,042	-----	-----	13,028	26,769	16.24	434,769
D- 2,500- 4,999	52	8	379,606	44,920	1,500	12,060	10,845	977	-----	7,895	31,587	14.49	457,803
E- 5,000- 9,999	36	4	391,263	44,668	36,475	10,056	14,787	-----	-----	3,729	27,908	17.95	500,978
F-10,000-24,999	12	1	186,650	30,000	19,593	2,316	6,542	-----	-----	687	19,474	12.62	245,788
G-25,000-49,999	9	1	337,571	11,743	17,000	14,379	24,605	-----	-----	27,222	32,828	13.18	432,520
H- OVER 50,000	8	2	2,572,674	194,234	-----	80,780	138,491	30,533	-----	199,724	160,751	20.01	3,216,436
I- COUNTY LIBR	4	---	-----	-----	-----	-----	-----	-----	-----	-----	-----	-----	-----
REGION EC		62	\$ 4,247,426	\$ 519,878	\$ 97,428	\$ 212,699	\$ 207,238	\$ 31,510	\$ -----	\$ 266,146	318,025	\$ 17.55	\$ 5,582,325

SUMMARY OF INCOME DATA IN DOLLARS - REGION NC TOTAL

SIZE GROUP	NO. TOT	LIB RPT	1 MUNIC	2 COUNTY	3 REVENUE SHARING	4 ENDOWMENTS GIFTS	5 FINES FEES	6 LSCA	7 OTHER GRANTS	8 OTHER INCOME	9 POP OF REPORTIN	10 PER CAPITA	11 TOTAL ALL
A- 0-	499	114	30 \$ 94,392	\$ 168,796	\$ 18,450	\$ 46,827	\$ 6,374	\$ 3,300	\$ 15,757	\$ 10,742	10,471	\$ 34.82	\$ 364,638
B- 500-	999	140	21 114,164	163,822	26,042	8,149	7,643	19,490	1,551	18,116	14,999	23.93	358,977
C- 1,000-	2,499	144	15 164,501	108,080	12,750	208,048	3,476	9,092	3,350	12,329	21,704	24.03	521,626
D- 2,500-	4,999	52	9 392,909	146,607	53,584	48,444	14,015	7,364	6,750	37,039	33,272	21.24	706,712
E- 5,000-	9,999	36	5 409,950	85,205	-----	230,780	19,410	3,091	4,450	12,653	37,271	20.54	765,539
F-10,000-	24,999	12	-----	-----	-----	-----	-----	-----	-----	-----	-----	-----	-----
G-25,000-	49,999	9	2 629,888	67,684	12,000	-----	26,807	5,000	3,400	20,160	59,567	12.84	764,939
H- OVER 50,000		8	-----	-----	-----	-----	-----	-----	-----	-----	-----	-----	-----
I- COUNTY LIBR		4	-----	-----	-----	-----	-----	-----	-----	-----	-----	-----	-----
REGION NC			82 \$ 1,805,804	\$ 740,194	\$ 122,826	\$ 542,248	\$ 77,725	\$ 47,337	\$ 35,258	\$ 111,039	177,284	\$ 19.64	\$ 3,482,431

SUMMARY OF INCOME DATA IN DOLLARS - REGION NE TOTAL

SIZE GROUP	NO. TOT	LIB RPT	1 MUNIC	2 COUNTY	3 REVENUE SHARING	4 ENDOWMENTS GIFTS	5 FINES FEES	6 LSCA	7 OTHER GRANTS	8 OTHER INCOME	9 POP OF REPORTIN	10 PER CAPITA	11 TOTAL ALL
A- 0-	499	114	15 \$ 37,196	\$ 47,164	\$ 4,500	\$ 5,026	\$ 826	\$ -----	\$ 10,600	\$ 5,496	5,071	\$ 21.85	\$ 110,808
B- 500-	999	140	24 138,974	115,827	9,268	45,320	4,427	-----	16,500	15,278	17,804	19.41	345,594
C- 1,000-	2,499	144	24 350,789	163,795	12,403	36,513	24,855	113,601	30,423	17,698	38,321	19.57	750,077
D- 2,500-	4,999	52	8 327,599	65,084	-----	10,001	4,714	-----	-----	15,094	31,011	13.62	422,492
E- 5,000-	9,999	36	3 247,283	35,718	452	2,208	6,033	-----	-----	8,507	22,400	13.40	300,201
F-10,000-	24,999	12	-----	-----	-----	-----	-----	-----	-----	-----	-----	-----	-----
G-25,000-	49,999	9	1 419,531	22,762	-----	3,491	12,864	-----	-----	13,784	36,322	13.01	472,432
H- OVER 50,000		8	2 1,998,528	44,000	-----	21,477	74,296	29,605	-----	147,584	138,306	16.74	2,315,490
I- COUNTY LIBR		4	-----	-----	-----	-----	-----	-----	-----	-----	-----	-----	-----
REGION NE			77 \$ 3,519,900	\$ 494,350	\$ 26,623	\$ 124,036	\$ 128,015	\$ 143,206	\$ 57,523	\$ 223,441	289,235	\$ 16.31	\$ 4,717,094



SUMMARY OF INCOME DATA IN DOLLARS - REGION NW TOTAL

SIZE GROUP	NO. TOT	LIB RPT	1 MUNIC	2 COUNTY	3 REVENUE SHARING	4 ENDOWMENTS GIFTS	5 FINES FEES	6 LSCA	7 OTHER GRANTS	8 OTHER INCOME	9 POP OF REPORTIN	10 PER CAPITA	11 TOTAL ALL
A- 0- 499	114	25	49,676	79,918	5,198	6,541	2,075	11,671	500	18,602	8,162	21.34	174,181
B- 500- 999	140	29	117,339	110,680	20,700	23,289	3,285	773	2,500	7,746	22,231	12.88	286,312
C- 1,000- 2,499	144	27	386,063	138,497	20,922	122,041	15,806	-----	22,039	4,549	41,352	17.17	709,917
D- 2,500- 4,999	52	9	378,424	94,694	48,800	53,099	21,202	29,535	-----	15,096	30,640	20.92	640,850
E- 5,000- 9,999	36	8	749,742	91,618	6,000	33,794	10,342	-----	-----	20,140	60,986	14.95	911,636
F-10,000-24,999	12	1	163,525	10,149	-----	11,193	2,322	-----	-----	970	11,726	16.05	188,159
G-25,000-49,999	9	---	-----	-----	-----	-----	-----	-----	-----	-----	-----	-----	-----
H- OVER 50,000	8	1	1,030,184	-----	250,000	2,753	29,316	3,212	553	81,472	82,003	17.04	1,397,490
I- COUNTY LIBR	4	1	21,877	63,243	-----	-----	-----	-----	-----	-----	15,697	5.42	85,120
REGION NW		101	2,896,830	588,799	351,620	252,710	84,348	45,191	25,592	148,575	272,797	16.11	4,393,665

SUMMARY OF INCOME DATA IN DOLLARS - REGION SE TOTAL

SIZE GROUP	NO. TOT	LIB RPT	1 MUNIC	2 COUNTY	3 REVENUE SHARING	4 ENDOWMENTS GIFTS	5 FINES FEES	6 LSCA	7 OTHER GRANTS	8 OTHER INCOME	9 POP OF REPORTIN	10 PER CAPITA	11 TOTAL ALL
A- 0- 499	114	10	9,860	24,780	-----	11,327	1,141	1,000	-----	4,308	3,439	15.24	52,416
B- 500- 999	140	11	41,074	27,621	2,800	25,387	3,184	968	-----	3,840	8,267	12.69	104,874
C- 1,000- 2,499	144	15	142,762	71,214	1,888	21,756	6,892	1,310	-----	13,681	21,331	12.17	259,503
D- 2,500- 4,999	52	4	105,270	50,581	7,000	2,464	8,873	-----	-----	477	12,258	14.25	174,665
E- 5,000- 9,999	36	4	379,709	60,117	1,250	24,809	24,094	6,152	500	6,251	29,892	16.82	502,882
F-10,000-24,999	12	4	865,456	77,922	48,150	16,100	31,939	12,600	-----	51,593	61,152	18.05	1,103,760
G-25,000-49,999	9	3	978,499	37,844	2,000	124,687	43,381	32,546	200	19,745	84,291	14.70	1,238,902
H- OVER 50,000	8	1	1,226,219	-----	104,643	3,199	20,891	7,614	14,911	92,722	103,264	14.24	1,470,199
I- COUNTY LIBR	4	1	-----	331,030	-----	10,060	10,000	11,828	-----	16,500	25,000	15.18	379,418
REGION SE		53	3,748,849	681,109	167,731	239,789	150,395	74,018	15,611	209,117	348,894	15.15	5,286,619

SUMMARY OF INCOME DATA IN DOLLARS - REGION SW TOTAL

SIZE GROUP	NO. TOT	LIB RPT	1 MUNIC	2 COUNTY	3 REVENUE SHARING	4 ENDOWMENTS GIFTS	5 FINES FEES	6 LSCA	7 OTHER GRANTS	8 OTHER INCOME	9 POP OF REPORTIN	10 PER CAPITA	11 TOTAL ALL
A- 0-	499	114	13 \$ 30,380	\$ 29,413	\$ 7,500	\$ 6,760	\$ 1,363	\$ 1,985	\$ 249	\$ 2,750	5,035	\$ 15.97	\$ 80,400
B- 500-	999	140	12 48,016	37,643	7,045	10,910	1,890	-----	702	1,837	8,757	12.34	108,043
C- 1,000-	2,499	144	24 251,157	131,569	9,056	61,776	20,708	6,070	11,098	28,948	36,252	14.35	520,382
D- 2,500-	4,999	52	6 137,110	33,589	4,000	15,609	5,231	1,749	237	2,711	20,828	9.61	200,236
E- 5,000-	9,999	36	7 478,382	112,334	2,600	58,754	28,273	3,900	935	14,606	45,397	15.41	699,784
F-10,000-	24,999	12	-----	-----	-----	-----	-----	-----	-----	-----	-----	-----	-----
G-25,000-	49,999	9	-----	-----	-----	-----	-----	-----	-----	-----	-----	-----	-----
H- OVER 50,000		8	1 453,786	29,836	-----	4,253	17,808	3,278	-----	79,466	56,449	10.42	588,427
I- COUNTY LIBR		4	-----	-----	-----	-----	-----	-----	-----	-----	-----	-----	-----
REGION SW			63 \$ 1,398,831	\$ 374,384	\$ 30,201	\$ 158,062	\$ 75,273	\$ 16,982	\$ 13,221	\$ 130,318	172,718	\$ 12.72	\$ 2,197,272

SUMMARY INCOME DATA BY PERCENTAGES - REGION C

SIZE GROUP	MUNIC	COUNTY	REV SHARE	ENDOW GIFTS	FINES FEES	LSCA	OTHER GRANTS	OTHER INCOME
A- 0- 499	34.12	42.65	-----	18.95	00.75	-----	-----	03.50
B- 500- 999	51.50	30.98	-----	03.57	00.80	05.72	01.53	05.86
C- 1,000- 2,499	52.09	12.78	05.69	21.34	02.24	00.71	02.90	02.20
D- 2,500- 4,999	63.12	23.06	01.79	06.53	03.83	-----	00.12	01.51
E- 5,000- 9,999	74.91	12.74	-----	08.41	02.70	00.39	00.17	00.65
F-10,000-24,999	78.23	06.02	-----	01.24	04.06	-----	-----	10.42
G-25,000-49,999	86.90	04.34	-----	01.67	05.34	-----	-----	01.72
H- OVER 50,000	91.04	03.25	-----	00.10	02.08	00.27	-----	03.22
I- COUNTY LIBR	35.80	64.19	-----	-----	-----	-----	-----	-----
REGION C	81.10	07.89	00.40	02.66	03.12	00.31	00.22	04.27

SUMMARY INCOME DATA BY PERCENTAGES - REGION NC

SIZE GROUP	MUNIC	COUNTY	REV SHARE	ENDOW GIFTS	FINES FEES	LSCA	OTHER GRANTS	OTHER INCOME
A- 0- 499	25.88	46.29	05.05	12.84	01.74	00.90	04.32	02.94
B- 500- 999	31.80	45.63	07.25	02.27	02.12	05.42	00.43	05.04
C- 1,000- 2,499	31.53	20.71	02.44	39.88	00.66	01.74	00.64	02.36
D- 2,500- 4,999	55.59	20.74	07.58	06.85	01.98	01.04	00.95	05.24
E- 5,000- 9,999	53.55	11.13	-----	30.14	02.53	00.40	00.58	01.65
F-10,000-24,999	-----	-----	-----	-----	-----	-----	-----	-----
G-25,000-49,999	82.34	08.84	01.56	-----	03.50	00.65	00.44	02.63
H- OVER 50,000	-----	-----	-----	-----	-----	-----	-----	-----
I- COUNTY LIBR	-----	-----	-----	-----	-----	-----	-----	-----
REGION NC	51.85	21.25	03.52	15.57	02.23	01.35	01.01	03.18

SUMMARY INCOME DATA BY PERCENTAGES - REGION EC

SIZE GROUP	MUNIC	COUNTY	REV SHARE	ENDOW GIFTS	FINES FEES	LSCA	OTHER GRANTS	OTHER INCOME
A- 0- 499	43.27	42.93	01.03	09.72	01.24	-----	-----	01.77
B- 500- 999	46.97	29.95	06.12	10.81	00.95	-----	-----	05.15
C- 1,000- 2,499	55.88	23.28	01.56	14.19	02.07	-----	-----	02.99
D- 2,500- 4,999	82.91	09.81	00.32	02.63	02.36	00.21	-----	01.72
E- 5,000- 9,999	78.09	08.91	07.28	02.00	02.95	-----	-----	00.74
F-10,000-24,999	75.93	12.20	07.97	00.94	02.66	-----	-----	00.27
G-25,000-49,999	78.04	02.71	03.93	03.32	05.68	-----	-----	06.29
H- OVER 50,000	79.98	06.03	-----	02.51	04.30	00.94	-----	06.20
I- COUNTY LIBR	-----	-----	-----	-----	-----	-----	-----	-----
REGION EC	76.08	09.31	01.74	03.81	03.71	00.56	-----	04.76

SUMMARY INCOME DATA BY PERCENTAGES - REGION NE

SIZE GROUP	MUNIC	COUNTY	REV SHARE	ENDOW GIFTS	FINES FEES	LSCA	OTHER GRANTS	OTHER INCOME
A- 0- 499	33.56	42.56	04.06	04.53	00.74	-----	09.56	04.95
B- 500- 999	40.21	33.51	02.68	13.11	01.28	-----	04.77	04.42
C- 1,000- 2,499	46.76	21.83	01.65	04.86	03.31	15.14	04.05	02.35
D- 2,500- 4,999	77.53	15.40	-----	02.36	01.11	-----	-----	03.57
E- 5,000- 9,999	82.37	11.89	00.15	00.73	02.00	-----	-----	02.83
F-10,000-24,999	-----	-----	-----	-----	-----	-----	-----	-----
G-25,000-49,999	88.80	04.81	-----	00.73	02.72	-----	-----	02.91
H- OVER 50,000	86.31	01.90	-----	00.92	03.20	01.27	-----	06.37
I- COUNTY LIBR	-----	-----	-----	-----	-----	-----	-----	-----
REGION NE	74.62	10.47	00.56	02.62	02.71	03.03	01.21	04.73

SUMMARY INCOME DATA BY PERCENTAGES - REGION NW

SIZE GROUP	MUNIC	COUNTY	REV SHARE	ENDOW GIFTS	FINES FEES	LSCA	OTHER GRANTS	OTHER INCOME
A- 0- 499	28.51	45.88	02.98	03.75	01.19	06.70	00.28	10.67
B- 500- 999	40.98	38.65	07.22	08.13	01.14	00.26	00.87	02.70
C- 1,000- 2,499	54.38	19.50	02.94	17.19	02.22	-----	03.10	00.64
D- 2,500- 4,999	59.05	14.77	07.61	08.28	03.30	04.60	-----	02.35
E- 5,000- 9,999	82.24	10.04	00.65	03.70	01.13	-----	-----	02.20
F-10,000-24,999	86.90	05.39	-----	05.94	01.23	-----	-----	00.51
G-25,000-49,999	-----	-----	-----	-----	-----	-----	-----	-----
H- OVER 50,000	73.71	-----	17.88	00.19	02.09	00.22	00.03	05.82
I- COUNTY LIBR	25.70	74.29	-----	-----	-----	-----	-----	-----
REGION NW	65.93	13.40	08.00	05.75	01.91	01.02	00.58	03.38

SUMMARY INCOME DATA BY PERCENTAGES - REGION SE

SIZE GROUP	MUNIC	COUNTY	REV SHARE	ENDOW GIFTS	FINES FEES	LSCA	OTHER GRANTS	OTHER INCOME
A- 0- 499	18.81	47.27	-----	21.60	02.17	01.90	-----	08.21
B- 500- 999	39.16	26.33	02.66	24.20	03.03	00.92	-----	03.66
C- 1,000- 2,499	55.01	27.44	00.72	08.38	02.65	00.50	-----	05.27
D- 2,500- 4,999	60.26	28.95	04.00	01.41	05.08	-----	-----	00.27
E- 5,000- 9,999	75.50	11.95	00.24	04.93	04.79	01.22	00.09	01.24
F-10,000-24,999	78.40	07.05	04.36	01.45	02.89	01.14	-----	04.67
G-25,000-49,999	78.98	03.05	00.16	10.06	03.50	02.62	00.01	01.59
H- OVER 50,000	83.40	-----	07.11	00.21	01.42	00.51	01.01	06.30
I- COUNTY LIBR	-----	87.24	-----	02.65	02.63	03.11	-----	04.34
REGION SE	70.91	12.88	03.17	04.53	02.84	01.40	00.29	03.95

SUMMARY INCOME DATA BY PERCENTAGES - REGION SW

SIZE GROUP	MUNIC	COUNTY	REV SHARE	ENDOW GIFTS	FINES FEES	LSCA	OTHER GRANTS	OTHER INCOME
A- 0- 499	37.78	36.58	09.32	08.40	01.69	02.46	00.30	03.42
B- 500- 999	44.44	34.84	06.52	10.09	01.74	-----	00.64	01.70
C- 1,000- 2,499	48.26	25.28	01.74	11.87	03.97	01.16	02.13	05.56
D- 2,500- 4,999	68.47	16.77	01.99	07.79	02.61	00.87	00.11	01.35
E- 5,000- 9,999	68.36	16.05	00.37	08.39	04.04	00.55	00.13	02.08
F-10,000-24,999	-----	-----	-----	-----	-----	-----	-----	-----
G-25,000-49,999	-----	-----	-----	-----	-----	-----	-----	-----
H- OVER 50,000	77.11	05.07	-----	00.72	03.02	00.55	-----	13.50
I- COUNTY LIBR	-----	-----	-----	-----	-----	-----	-----	-----
REGION SW	63.66	17.03	01.37	07.19	03.42	00.77	00.60	05.93

## LIBRARY REPORT OF INCOME

NAME	SZ		MUNICIPAL	COUNTY	REVENUE SHARING	ENDONMENTS	LSCA	OTHER GRANTS	OTHER INCOME	REPORTING POP.	PER CAPITA INCOME	TOTAL INCOME
	REG CD					GIFTS FINES, FEES						
ACKLEY PUBLIC LIBRAR	NC	C	-	\$12,565	\$250	\$2,313	\$742	-	\$909	1,900	\$8.83	\$16,779
ADAIR PUBLIC LIBRARY	SW	B	\$7,919	\$6,662	-	\$4,423	-	\$100	-	883	\$21.64	\$19,104
ADEL PUBLIC LIBRARY	C	D	\$22,872	\$10,998	-	-	-	-	-	2,846	\$11.90	\$33,870
AGENCY PUBLIC LIBRAR	SE	B	\$1,200	\$1,993	-	\$166	-	-	-	657	\$5.11	\$3,359
AKRON PUBLIC LIBRARY	NW	C	\$13,600	-	\$6,278	\$1,009	-	-	-	1,517	\$13.77	\$20,887
ALBERT CITY PUBLIC L	NW	B	-	\$4,063	-	\$38	-	-	-	818	\$5.01	\$4,101
ALBERTON PUBLIC LIBR	SW	B	-	-	-	-	-	-	-	670	-	-
ALBIA PUBLIC LIBRARY	SE	D	\$16,000	\$25,000	\$5,000	\$2,400	-	-	-	4,184	\$11.57	\$48,400
ALBION PUBLIC LIBRAR	C	B	-	\$4,700	-	\$1,061	-	-	\$882	739	\$8.99	\$6,643
ALDEN PUBLIC LIBRARY	NC	B	\$5,750	\$10,277	\$5,175	\$1,527	-	\$766	\$332	953	\$25.00	\$23,827
ALEXANDER PUBLIC LIB	NC	A	\$2,700	\$10,300	\$500	\$1,500	-	-	-	190	\$78.95	\$15,000
ALGONA PUBLIC LIBRAR	NC	E	\$94,280	\$18,684	-	\$6,828	\$1,400	\$400	\$8,067	6,289	\$20.62	\$129,659
ALLISON PUBLIC LIBRA	NE	C	\$11,910	\$5,238	\$800	\$864	-	-	\$219	1,132	\$16.81	\$19,031
ALTA PUBLIC LIBRARY	NW	C	\$10,946	\$4,063	-	-	-	-	\$393	1,720	\$8.95	\$15,402
ALTA VISTA PUBLIC LI	NE	A	\$2,516	\$3,684	-	\$389	-	-	\$418	314	\$22.32	\$7,007
ALTON PUBLIC LIBRARY	NW	B	\$9,930	\$8,017	-	\$1,708	-	-	\$163	986	\$20.10	\$19,818
ALTOONA PUBLIC LIBRA	C	E	\$28,814	\$8,620	-	\$665	-	-	\$100	5,764	\$6.63	\$38,199
AMES PUBLIC LIBRARY	C	G	\$748,024	\$39,274	-	\$76,607	-	-	\$21,193	45,775	\$19.34	\$885,098
ANAMOSA PUBLIC LIBRA	EC	D	\$41,959	\$4,513	-	\$1,879	-	-	\$6,141	4,958	\$10.99	\$54,492
ANITA PUBLIC LIBRARY	SW	C	\$12,000	\$3,983	-	\$300	-	\$9,400	\$950	1,153	\$23.10	\$26,633
ANKENY PUBLIC LIBRAR	C	F	\$170,448	\$43,601	-	\$18,628	-	-	-	15,429	\$15.08	\$232,677
ANTHON PUBLIC LIBRAR	NW	B	\$3,800	-	\$4,400	\$1,024	-	-	-	687	\$13.43	\$9,224
APLINGTON PUBLIC LIB	NE	C	\$11,000	\$6,092	-	\$1,309	\$101	-	\$72	1,027	\$18.09	\$18,574
ARCHER PUBLIC LIBRAR	NW	A	\$500	\$5,000	-	\$158	-	\$500	\$273	134	\$47.99	\$6,431
ARLINGTON PUBLIC LIB	NE	A	\$4,843	\$1,850	-	\$300	-	-	\$400	498	\$14.85	\$7,393
ARMSTRONG PUBLIC LIB	NC	C	\$6,000	\$4,200	-	\$911	-	-	\$1,835	1,153	\$11.23	\$12,946
ARNOLDS PARK PUBLIC	NW	C	\$6,446	\$5,250	-	\$175	-	-	-	1,051	\$11.29	\$11,871
ARTHUR PUBLIC LIBRAR	NW	A	\$1,900	\$1,911	-	\$102	-	-	\$400	288	\$14.98	\$4,313
ASHTON PUBLIC LIBRAR	NW	A	\$2,000	\$3,830	-	\$852	-	-	\$70	441	\$15.31	\$6,752
ATKINS PUBLIC LIBRAR	EC	B	-	-	\$9,000	\$812	-	-	\$94	678	\$14.61	\$9,906
ATLANTIC PUBLIC LIBR	SW	E	\$40,307	\$5,251	-	\$9,180	-	-	\$5,354	7,789	\$7.71	\$60,092
AUBURN PUBLIC LIBRAR	NW	A	\$450	\$5,696	-	\$474	-	-	-	320	\$20.69	\$6,620
AUDUBON PUBLIC LIBRA	SW	D	\$19,614	\$9,000	\$1,000	\$630	-	\$192	\$1,800	2,841	\$11.35	\$32,236
AURELIA PUBLIC LIBRA	NW	C	\$8,200	\$3,000	-	\$1,086	-	\$2,039	-	1,143	\$12.53	\$14,325
AVOCA PUBLIC LIBRARY	SW	C	\$15,730	\$5,427	-	\$9,893	-	\$100	-	1,650	\$18.88	\$31,150
BAGLEY PUBLIC LIBRAR	SW	A	\$400	\$3,688	-	\$355	\$995	-	\$244	370	\$15.36	\$5,682
BANCROFT PUBLIC LIBR	NC	C	\$12,000	\$6,672	\$1,200	\$126	\$1,000	-	\$227	1,082	\$19.62	\$21,225
BATAVIA PUBLIC LIBRA	SE	B	\$600	\$1,000	\$500	\$11	-	-	-	525	\$4.02	\$2,111
BAYARD PUBLIC LIBRAR	SW	B	\$10,908	\$4,556	-	\$1,014	-	\$150	\$526	637	\$26.93	\$17,154
BEAMAN PUBLIC LIBRAR	NE	A	\$3,950	\$8,705	\$1,000	\$5	-	-	\$699	219	\$65.57	\$14,359
BEDFORD PUBLIC LIBRA	SW	C	\$25,000	\$1,525	-	\$1,461	-	-	\$814	1,692	\$17.02	\$28,800
BELLE PLAINE PUBLIC	EC	D	\$19,960	\$9,750	-	\$4,628	-	-	\$772	2,903	\$12.09	\$35,110
BELLEVUE PUBLIC LIBR	EC	C	\$32,142	\$10,742	-	\$25,826	-	-	-	2,450	\$28.04	\$68,710
BELMOND PUBLIC LIBRA	NC	D	\$35,883	\$15,655	\$3,000	\$345	-	-	\$18,141	2,505	\$29.15	\$73,024
BENNETT PUBLIC LIBRA	EC	A	-	\$2,509	-	-	-	-	-	458	\$5.48	\$2,509
BETTENDORF PUBLIC LI	SE	G	\$429,988	-	-	\$41,478	\$11,636	\$200	\$10,715	27,381	\$18.04	\$494,017
BIRMINGHAM PUBLIC LI	SE	A	\$310	\$983	-	\$2,488	-	-	\$100	410	\$9.47	\$3,881

LIBRARY REPORT OF INCOME

NAME	SZ REG CD	MUNICIPAL	COUNTY	ENDOWMENTS		LSCA	OTHER GRANTS	OTHER INCOME	REPORTING POP.	PER CAPITA INCOME	TOTAL INCOME
				REVENUE SHARING	GIFTS FINES,FEES						
BLAIRSTOWN PUBLIC LI	EC B	\$11,674	\$4,315	-	\$2,275	-	-	\$279	695	\$26.68	\$18,543
BLAKESBURG PUBLIC LI	SE A	\$600	\$1,788	-	\$356	-	-	\$500	404	\$8.03	\$3,244
BLOOMFIELD PUBLIC LI	SE D	\$47,395	\$18,681	\$2,000	\$5,487	-	-	\$235	2,849	\$25.90	\$73,798
BODE PUBLIC LIBRARY	NC A	\$3,000	\$6,100	-	-	-	-	-	406	\$22.41	\$9,100
BONAPARTE PUBLIC LIB	SE A	\$1,750	\$1,943	-	\$37	-	-	\$123	489	\$7.88	\$3,853
BONDURANT COMMUNITY	C C	\$11,102	\$6,005	-	-	-	-	-	1,283	\$13.33	\$17,107
BOONE PUBLIC LIBRARY	C F	\$152,705	\$16,010	-	\$5,420	-	-	\$6,597	12,602	\$14.34	\$180,732
BOYDEN PUBLIC LIBRAR	NW B	\$14,650	\$8,017	-	\$570	-	-	-	708	\$32.82	\$23,237
BRITT PUBLIC LIBRARY	NC C	\$10,000	\$9,592	\$1,500	\$1,065	-	-	\$37	2,185	\$10.16	\$22,194
BROOKLYN PUBLIC LIBR	EC C	\$4,294	\$6,319	-	\$4,478	-	-	\$1,591	1,509	\$11.06	\$16,682
BUFFALO CENTER PUBLI	NC C	\$6,700	\$6,000	\$3,000	\$120	-	-	\$124	1,233	\$12.93	\$15,944
BURLINGTON PUBLIC LI	SE G	\$380,748	\$24,402	\$2,000	\$30,127	-	-	\$7,676	29,529	\$15.07	\$444,953
BURT PUBLIC LIBRARY	NC B	\$1,000	\$5,932	\$1,200	\$253	-	-	-	689	\$12.17	\$8,385
BUSSEY PUBLIC LIBRAR	C B	\$200	\$2,600	-	\$320	-	-	\$34	579	\$5.45	\$3,154
CALAMUS PUBLIC LIBRA	EC A	\$600	\$374	-	-	-	-	-	452	\$2.15	\$974
CALLENDER PUBLIC LIB	NC A	\$5,500	-	\$2,000	\$323	\$2,450	-	\$1,017	446	\$25.31	\$11,290
CALMAR PUBLIC LIBRAR	NE C	\$2,150	\$3,687	-	\$170	-	-	\$26	1,053	\$5.73	\$6,033
CAMANCHE PUBLIC	EC D	\$60,870	\$2,192	\$1,500	\$1,792	-	-	\$133	4,725	\$14.07	\$66,487
CANTRIL PUBLIC LIBRA	SE A	\$500	\$1,943	-	\$370	-	-	\$86	299	\$9.70	\$2,899
CARLISLE PUBLIC LIBR	C D	\$27,740	\$4,801	\$998	\$1,243	-	-	\$461	3,073	\$11.47	\$35,243
CARROLL PUBLIC LIBRA	NW E	\$106,461	\$21,000	-	\$1,356	-	-	-	9,705	\$13.27	\$128,817
CARTER LAKE PUBLIC L	SW D	\$19,743	\$1,810	-	\$1,010	-	-	-	3,438	\$6.56	\$22,563
CASCADE PUBLIC LIBRA	NE C	\$22,779	-	-	\$1,418	-	-	-	1,912	\$12.66	\$24,197
CASEY PUBLIC LIBRARY	SW A	\$1,700	\$4,480	-	\$2,255	-	-	\$45	473	\$17.93	\$8,480
CEDAR FALLS PUBLIC L	NE G	\$419,531	\$22,762	-	\$16,355	-	-	\$13,784	36,322	\$13.01	\$472,432
CEDAR RAPIDS PUBLIC	EC H	\$1,560,750	\$75,000	-	\$116,422	\$20,000	-	\$184,568	110,243	\$17.75	\$1,956,740
CENTER POINT PUBLIC	EC C	\$11,153	\$1,750	\$1,500	\$1,008	-	-	\$577	1,591	\$10.05	\$15,988
CENTERVILLE PUBLIC L	SE E	\$113,000	\$5,832	-	\$1,232	-	-	\$517	6,558	\$18.39	\$120,581
CENTRAL CITY PUBLIC	EC C	\$7,907	\$2,709	-	\$4,949	-	-	\$124	1,067	\$14.70	\$15,689
CHARITON PUBLIC LIBR	SW D	\$13,205	\$9,789	-	\$15,582	-	-	\$592	4,987	\$7.85	\$39,168
CHARLES CITY PUBLIC	NC E	\$105,221	\$21,343	-	\$41,071	-	\$1,250	\$2,966	8,778	\$19.58	\$171,851
CHARTER OAK PUBLIC L	NW B	\$502	\$3,000	-	-	-	-	\$401	615	\$6.35	\$3,903
CHELSEA PUBLIC LIBRA	EC A	\$8,000	\$3,498	\$400	\$1,073	-	-	-	376	\$34.50	\$12,971
CHEROKEE PUBLIC LIBR	NW E	\$68,595	\$2,700	-	\$1,764	-	-	-	7,004	\$10.43	\$73,059
CHURDAN PUBLIC LIBRA	C B	\$6,265	\$2,490	-	\$341	-	-	\$2,060	540	\$20.66	\$11,156
CLARE PUBLIC LIBRARY	NC A	\$3,300	\$5,242	\$1,000	\$2,475	-	-	-	229	\$52.48	\$12,017
CLARENCE PUBLIC LIBR	EC C	\$7,091	\$2,745	-	\$6,112	-	-	-	1,001	\$15.93	\$15,948
CLARINDA PUBLIC LIBR	SW E	\$56,079	\$18,020	-	\$10,083	-	\$100	\$548	5,458	\$15.54	\$84,830
CLARION PUBLIC LIBRA	NC D	\$32,735	\$15,520	\$3,000	\$120	-	-	-	3,060	\$16.79	\$51,375
CLARKSVILLE PUBLIC L	NE C	\$3,800	\$4,307	-	\$551	\$1,000	-	-	1,424	\$6.78	\$9,658
CLEAR LAKE PUBLIC LI	NC E	\$125,804	\$18,322	-	\$4,923	-	\$600	-	7,458	\$20.07	\$149,649
CLEARFIELD PUBLIC LI	SW A	\$650	\$301	-	\$15	-	-	\$109	433	\$2.48	\$1,075
CLEGHORN PUBLIC LIBR	NW A	\$400	\$3,000	-	\$113	\$11,671	-	-	275	\$55.21	\$15,184
CLERMONT PUBLIC LIBR	NE B	\$4,700	\$1,958	-	\$587	-	-	\$376	602	\$12.66	\$7,621
CLINTON PUBLIC LIBRA	EC G	\$337,571	\$11,743	\$17,000	\$38,984	-	-	\$27,222	32,828	\$13.18	\$432,520
COGON PUBLIC LIBRAR	EC B	\$8,500	\$500	-	\$1,000	-	-	-	639	\$15.65	\$10,000
COLESBURG PUBLIC LIB	NE A	\$3,025	-	-	\$1,000	-	-	-	463	\$8.69	\$4,025

LIBRARY REPORT OF INCOME

NAME	SZ REG CD	MUNICIPAL	COUNTY	REVENUE SHARING	ENDOWMENTS GIFTS FINES, FEES	LSCA	OTHER GRANTS	OTHER INCOME	REPORTING POP.	PER CAPITA INCOME	TOTAL INCOME
COLLINS PUBLIC LIBRA	C A	\$2,850	\$1,244	-	\$106	-	-	\$430	451	\$10.27	\$4,630
COLO PUBLIC LIBRARY	C B	\$3,600	\$3,388	-	\$245	\$8,804	-	\$2,186	808	\$22.55	\$18,223
COLUMBUS JUNCTION PU	SE C	\$9,185	\$5,419	-	\$1,358	\$460	-	\$160	1,429	\$11.60	\$16,582
CONRAD PUBLIC LIBRAR	NE C	\$25,405	\$10,011	-	\$6,557	-	\$383	\$2,426	1,133	\$39.53	\$44,782
COON RAPIDS PUBLIC	NW C	\$12,900	\$7,000	-	\$710	-	-	-	1,448	\$14.23	\$20,610
CORALVILLE PUBLIC LI	EC E	\$160,874	\$9,800	\$5,000	\$6,240	-	-	\$48	7,687	\$23.67	\$181,962
CORNING PUBLIC LIBRA	SW C	\$17,000	\$11,000	-	\$500	-	\$100	\$2,000	1,939	\$15.78	\$30,600
CORRECTIONVILLE PUBL	NW B	\$6,338	-	-	\$60	-	-	-	935	\$6.84	\$6,398
CORWITH PUBLIC LIBRA	NC A	\$2,710	\$6,113	\$1,500	\$278	-	-	\$624	480	\$23.39	\$11,225
CORYDON PUBLIC LIBRA	SW C	\$7,000	\$3,633	-	\$3,180	-	-	\$1,494	1,818	\$8.42	\$15,307
COULTER PUBLIC LIBRA	NC A	\$1,200	\$7,454	\$500	-	-	-	\$935	264	\$38.22	\$10,089
COUNCIL BLUFFS PUBLI	SW H	\$453,786	\$29,836	-	\$22,061	\$3,278	-	\$79,466	56,449	\$10.42	\$588,427
CRESCO PUBLIC LIBRAR	NE D	\$47,533	\$7,142	-	\$1,204	-	-	\$5,641	3,860	\$15.94	\$61,520
CRESTON PUBLIC LIBRA	SW E	\$39,567	\$16,350	-	\$5,613	-	\$400	\$870	8,429	\$7.45	\$62,800
CUMBERLAND PUBLIC LI	SW A	\$1,178	\$2,714	-	\$267	\$990	\$49	-	351	\$14.81	\$5,198
DALLAS CENTER PUBLIC	C C	\$26,606	-	\$2,000	\$3,092	-	-	-	1,360	\$23.31	\$31,698
DAVENPORT PUBLIC LIB	SE H	\$1,226,219	-	\$104,643	\$24,090	\$7,614	\$14,911	\$92,722	103,264	\$14.24	\$1,470,199
DAYTON PUBLIC LIBRAR	NC B	\$5,091	\$6,343	\$500	\$1,764	\$995	-	\$319	941	\$15.95	\$15,012
DE SOTO PUBLIC LIBRA	C C	\$6,775	\$1,452	-	\$649	-	-	-	1,035	\$8.58	\$8,876
DECORAH PUBLIC LIBRA	NW E	\$57,545	\$25,550	-	\$21,107	-	-	\$11,046	7,991	\$14.42	\$115,248
DELHI PUBLIC LIBRARY	NE B	\$3,684	\$2,685	-	\$500	-	-	-	511	\$13.44	\$6,869
DENISON PUBLIC LIBRA	NW E	\$76,855	\$5,000	-	\$13,647	-	-	\$319	6,675	\$14.36	\$95,821
DENVER PUBLIC LIBRAR	NE C	\$28,308	\$8,908	-	\$1,317	-	-	\$190	1,647	\$23.51	\$38,723
DES MOINES PUBLIC LI	C H	\$2,591,260	\$92,771	-	\$62,378	\$7,873	-	\$91,895	191,003	\$14.90	\$2,846,177
DEWITT PUBLIC LIBRAR	EC D	\$122,818	\$9,892	-	\$2,015	-	-	-	4,512	\$29.86	\$134,725
DEXTER PUBLIC LIBRAR	C B	\$4,836	\$3,526	-	-	-	-	-	678	\$12.33	\$8,362
DIKE PUBLIC LIBRARY	NE B	\$6,219	\$10,011	-	\$400	-	-	-	987	\$16.85	\$16,630
DONNELLSON PUBLIC LI	SE B	\$4,200	\$2,048	\$1,000	\$11,780	\$191	-	\$413	972	\$20.20	\$19,632
DOON PUBLIC LIBRARY	NW B	\$1,400	\$2,408	-	\$50	-	-	-	537	\$7.18	\$3,858
DOWS PUBLIC LIBRARY	NC B	-	\$14,549	\$3,250	\$287	-	-	\$1,331	771	\$25.18	\$19,417
DUBUQUE PUBLIC LIBRA	NE H	\$1,073,466	-	-	\$52,635	\$10,000	-	\$66,584	62,321	\$19.30	\$1,202,685
DUMONT PUBLIC LIBRAR	NE B	\$8,903	\$4,711	-	\$142	-	-	\$15	815	\$16.90	\$13,771
DUNCOMBE PUBLIC LIBR	NC B	\$5,692	\$5,570	\$400	\$682	-	-	\$205	504	\$24.90	\$12,549
DUNKERTON PUBLIC LIB	NE B	\$7,267	\$1,900	\$2,000	\$70	-	-	\$80	718	\$15.76	\$11,317
DUNLAP PUBLIC LIBRAR	SW C	\$10,387	\$2,145	\$3,000	\$2,149	-	-	\$54	1,374	\$12.91	\$17,735
DYERSVILLE PUBLIC LI	NE D	\$36,686	\$7,666	-	\$1,272	-	-	\$2,000	3,825	\$12.45	\$47,624
DYSART PUBLIC LIBRAR	EC C	\$12,268	\$4,251	-	\$736	-	-	\$99	1,355	\$12.81	\$17,354
EAGLE GROVE PUBLIC L	NC D	\$49,257	\$15,714	\$3,000	\$5,921	-	\$400	\$1,698	4,324	\$17.57	\$75,990
EARLHAM PUBLIC LIBRA	C C	\$7,500	-	-	\$1,258	-	-	\$5,022	1,140	\$12.09	\$13,780
EARLVILLE PUBLIC LIB	NE B	\$6,215	\$3,048	-	\$115	-	-	\$45	844	\$11.16	\$9,423
EARLY PUBLIC LIBRARY	NW B	\$4,196	\$5,696	-	\$5,488	-	-	\$188	670	\$23.24	\$15,568
EDDYVILLE PUBLIC LIB	SE C	\$2,500	\$2,613	\$44	\$216	-	-	\$70	1,116	\$4.88	\$5,443
EDGEWOOD PUBLIC LIBR	NE B	\$6,050	\$5,865	-	-	-	-	\$185	900	\$13.44	\$12,100
ELDON PUBLIC LIBRARY	SE C	\$9,216	\$4,908	-	\$934	-	-	\$71	1,255	\$12.05	\$15,129
ELDORA PUBLIC LIBRAR	NC D	\$22,000	\$16,597	\$16,802	\$688	-	\$300	\$4,634	3,063	\$19.92	\$61,021
ELGIN PUBLIC LIBRARY	NE B	\$4,121	\$2,055	-	\$2,001	-	-	\$416	702	\$12.24	\$8,593
ELK HORN PUBLIC LIBR	SW B	\$500	\$2,875	-	\$815	-	-	-	746	\$5.62	\$4,190

LIBRARY REPORT OF INCOME

NAME	SZ REG CD	MUNICIPAL	COUNTY	REVENUE SHARING	ENDOWMENTS		LSCA	OTHER GRANTS	OTHER INCOME	REPORTING POP.	PER CAPITA INCOME	TOTAL INCOME
					GIFTS	FINES, FEES						
ELKADER PUBLIC LIBRA	NE C	\$16,002	\$9,457	-	\$2,457	-	-	\$895	1,688	\$17.07	\$28,811	
ELLIOTT PUBLIC LIBRA	SW A	\$8,412	\$4,000	-	\$660	-	-	\$951	493	\$28.44	\$14,023	
ELLSWORTH PUBLIC LIB	NC A	\$10,000	\$4,400	-	\$31,927	-	\$15,000	\$464	480	\$128.73	\$61,791	
ELMA PUBLIC LIBRARY	NE B	\$4,884	\$2,915	\$750	-	-	-	-	714	\$11.97	\$8,549	
ELY PUBLIC LIBRARY	EC A	\$3,243	\$1,099	-	\$57	-	-	\$425	425	\$11.35	\$4,824	
EMERSON PUBLIC LIBRA	SW B	\$3,550	\$1,027	\$1,845	\$315	-	\$197	\$178	502	\$14.17	\$7,112	
EMMETSBURG PUBLIC LI	NW D	\$39,000	\$20,320	-	\$353	-	-	\$91	4,621	\$12.93	\$59,764	
ESSEX PUBLIC LIBRARY	SW C	\$1,400	\$7,077	-	\$477	-	-	\$89	1,001	\$9.03	\$9,043	
ESTHERVILLE PUBLIC L	NW E	\$119,050	\$10,500	\$6,000	-	-	-	-	7,518	\$18.03	\$135,550	
EVANSDALE PUBLIC LIB	NE D	\$20,197	\$500	-	\$137	-	-	\$3,864	4,798	\$5.15	\$24,698	
EVERLY PUBLIC LIBRAR	NW A	\$3,598	\$2,978	-	\$580	-	-	-	348	\$20.56	\$7,156	
EXIRA PUBLIC LIBRARY	SW B	\$11,925	\$4,500	\$1,000	\$1,263	-	\$84	\$818	978	\$20.03	\$19,590	
FAIRBANK PUBLIC LIBR	NE B	\$10,124	\$3,117	\$527	\$675	-	\$1,500	\$1,500	980	\$17.80	\$17,443	
FAIRFAX PUBLIC LIBRA	EC B	\$6,506	\$2,773	\$1,500	\$977	-	-	\$1,007	683	\$18.69	\$12,763	
FAIRFIELD PUBLIC LIB	SE E	\$121,167	\$29,500	\$1,250	\$36,566	-	\$500	\$3,131	9,428	\$20.38	\$192,114	
FARMERSBURG PUBLIC L	NE A	\$1,940	\$3,153	-	\$52	-	-	-	276	\$18.64	\$5,145	
FARMINGTON PUBLIC LI	SE B	\$12,567	\$2,323	-	\$234	-	-	\$13	869	\$17.42	\$15,137	
FAYETTE PUBLIC LIBRA	NE C	\$12,196	\$2,482	\$2,703	\$7,773	-	-	\$429	1,515	\$16.89	\$25,583	
FENTON PUBLIC LIBRAR	NC A	\$2,635	\$5,338	\$1,200	\$175	-	-	-	394	\$23.73	\$9,348	
FERTILE PUBLIC LIBRA	NC A	\$4,688	\$5,074	-	-	-	-	-	372	\$26.24	\$9,762	
FONDA PUBLIC LIBRARY	NW B	\$7,500	\$3,433	-	\$125	-	-	-	863	\$12.81	\$11,058	
FONTANELLE PUBLIC LI	SW B	\$2,000	\$6,661	-	\$826	-	-	\$50	805	\$11.85	\$9,537	
FOREST CITY PUBLIC L	NC D	\$33,935	\$6,000	-	\$388	-	-	\$1,361	4,270	\$9.76	\$41,684	
FORT ATKINSON PUBLIC	NE A	-	\$2,684	\$1,800	\$204	-	-	\$123	374	\$12.86	\$4,811	
FORT DODGE PUBLIC LI	NC G	\$223,384	\$34,000	\$10,000	\$17,807	\$5,000	\$3,400	\$7,647	29,423	\$10.24	\$301,238	
FORT MADISON PUBLIC	SE F	\$201,442	\$13,081	\$13,000	\$12,110	\$5,500	-	-	13,520	\$18.13	\$245,133	
FREDERICKSBURG PUBLI	NE C	-	\$3,809	\$5,300	\$232	-	-	-	1,075	\$8.69	\$9,341	
GALVA PUBLIC LIBRARY	NW A	\$3,007	\$2,084	-	\$32	-	-	\$35	420	\$12.28	\$5,158	
GARDEN GROVE PUBLIC	SW A	-	\$1,665	-	\$19	-	-	-	297	\$5.67	\$1,684	
GARNAVILLO PUBLIC LI	NE B	\$7,780	\$9,457	\$604	\$2,275	-	-	\$3,803	723	\$33.08	\$23,919	
GARNER PUBLIC LIBRAR	NC D	\$25,675	\$12,710	\$3,782	\$9,102	-	\$450	\$97	2,908	\$17.82	\$51,816	
GARRISON PUBLIC LIBR	EC A	\$1,500	\$4,315	-	\$756	-	-	\$94	411	\$16.22	\$6,665	
GARWIN PUBLIC LIBRAR	EC B	\$5,460	\$3,766	-	\$1,375	-	-	\$338	626	\$17.47	\$10,939	
GEORGE PUBLIC LIBRAR	NW C	\$6,418	\$3,581	-	\$1,117	-	-	-	1,241	\$8.96	\$11,116	
GILMAN PUBLIC	C B	\$2,000	\$4,200	-	\$563	-	-	\$157	642	\$10.78	\$6,920	
GILMORE CITY PUBLIC	NW B	\$3,000	\$5,433	-	\$1,127	-	-	\$886	626	\$16.69	\$10,446	
GLADBROOK PUBLIC LIB	EC B	\$5,596	\$4,184	-	\$450	-	-	\$115	970	\$10.66	\$10,345	
GLENWOOD PUBLIC LIBR	SW E	\$116,384	\$11,495	\$2,600	\$12,480	-	\$100	\$3,879	5,280	\$27.83	\$146,938	
GOWRIE PUBLIC LIBRAR	NC C	\$4,500	\$6,521	-	\$484	\$7,350	\$3,350	\$1,269	1,089	\$21.56	\$23,474	
GRAETTINGER PUBLIC L	NW B	\$7,711	\$9,353	-	\$378	-	-	\$27	923	\$18.93	\$17,469	
GRAFTON PUBLIC LIBRA	NC A	\$5,957	\$5,074	-	\$1,305	\$850	-	\$314	255	\$52.94	\$13,500	
GRAND JUNCTION PUBLI	C B	-	-	-	\$365	-	-	\$385	970	\$ .77	\$750	
GREENE PUBLIC LIBRAR	NE C	\$12,360	\$5,743	-	\$11,227	-	-	\$8,780	1,332	\$28.61	\$38,110	
GREENFIELD PUBLIC LI	SW C	\$30,684	\$9,517	-	\$2,939	-	-	\$253	2,243	\$19.35	\$43,393	
GRIMES PUBLIC LIBRAR	C C	\$9,232	-	\$5,000	\$677	-	-	\$350	1,973	\$7.73	\$15,259	
GRINNELL PUBLIC LIBR	EC E	\$122,689	\$6,318	\$31,475	\$8,193	-	-	\$2,016	8,868	\$19.25	\$170,691	
GRISHOLD PUBLIC LIBR	SW C	\$9,754	\$3,665	-	\$2,565	-	-	-	1,176	\$13.59	\$15,984	



## LIBRARY REPORT OF INCOME

NAME	SZ		MUNICIPAL	COUNTY	REVENUE SHARING	ENDOWMENTS		LSCA	OTHER GRANTS	OTHER INCOME	REPORTING POP.	PER CAPITA INCOME	TOTAL INCOME
	REG	CD				GIFTS FINES, FEES							
GRUNDY CENTER PUBLIC	NE	D	\$43,058	\$14,907	-	\$928	-	-	\$1,283	2,880	\$20.89	\$60,176	
GUTHRIE CENTER PUBLI	SW	C	\$18,000	\$8,024	-	\$4,986	-	\$115	-	1,713	\$18.17	\$31,125	
GUTTENBERG PUBLIC LI	NE	C	\$10,860	\$9,457	-	\$2,434	-	-	-	2,428	\$9.37	\$22,751	
HAMBURG PUBLIC LIBRA	SW	C	\$7,800	\$8,122	-	\$50	-	-	\$1,293	1,597	\$10.81	\$17,265	
HAMPTON PUBLIC LIBRA	NC	D	\$63,570	\$39,747	\$20,000	\$36,024	\$7,364	\$1,700	\$4,704	4,630	\$37.39	\$173,109	
HANLONTOWN PUBLIC LI	NC	A	\$3,770	\$3,728	-	\$682	-	-	-	213	\$38.40	\$8,180	
HARCOURT PUBLIC LIBR	NC	A	\$1,062	\$5,654	\$500	\$1,150	-	-	\$209	347	\$24.71	\$8,575	
HARLAN PUBLIC LIBRAR	SW	E	\$62,232	\$23,875	-	\$13,811	-	-	\$1,772	5,357	\$18.98	\$101,690	
HAVELOCK PUBLIC LIBR	NW	A	\$3,004	-	-	\$27	-	-	-	279	\$10.86	\$3,031	
HAWARDEN PUBLIC LIBR	NW	D	\$40,700	\$10,194	-	\$15,800	-	-	\$2,850	2,722	\$25.55	\$69,544	
HANKEYE PUBLIC LIBRA	NE	B	\$3,500	\$1,871	-	\$5,432	-	-	-	512	\$21.10	\$10,803	
HEDRICK LIBRARY	SE	B	\$2,473	\$2,275	-	\$84	\$777	-	\$56	847	\$6.69	\$5,665	
HIAWATHA PUBLIC LIBR	EC	D	\$28,092	\$1,089	-	\$1,079	\$977	-	-	4,825	\$6.47	\$31,237	
HILLSBORO PUBLIC LIB	SE	A	\$600	\$4,035	-	\$163	-	-	\$48	208	\$23.30	\$4,846	
HOLSTEIN PUBLIC LIBR	NW	C	\$21,960	\$3,556	-	\$4,605	-	-	-	1,477	\$20.39	\$30,121	
HOPKINTON PUBLIC LIB	NE	B	\$2,990	\$3,084	\$187	\$677	-	-	\$1,150	774	\$10.45	\$8,088	
HUBBARD PUBLIC LIBRA	NC	B	\$4,004	\$9,828	-	-	-	-	-	852	\$16.23	\$13,832	
HUDSON PUBLIC LIBRAR	NE	C	\$23,057	\$9,930	\$3,600	\$2,011	-	-	\$1,196	2,267	\$17.55	\$39,794	
HULL PUBLIC LIBRARY	NW	C	\$14,715	\$8,017	-	\$353	-	-	-	1,714	\$13.47	\$23,085	
HUMBOLDT PUBLIC LIBR	NC	D	\$66,100	\$6,304	-	\$9,871	-	\$2,900	\$3,718	4,794	\$18.54	\$88,893	
HUMESTON PUBLIC LIBR	SW	B	\$4,034	\$1,681	-	\$1,276	-	-	-	671	\$10.42	\$6,991	
HUXLEY PUBLIC LIBRAR	C	C	\$9,295	\$2,247	\$1,000	\$552	\$1,101	-	\$834	1,884	\$7.98	\$15,029	
IDA GROVE PUBLIC LIB	NW	C	\$26,595	\$4,680	-	\$2,144	-	-	\$189	2,285	\$14.71	\$33,608	
INDEPENDENCE PUBLIC	NE	E	\$36,396	\$12,952	-	\$1,943	-	-	-	6,392	\$8.02	\$51,291	
INDIANOLA PUBLIC LIB	C	F	\$105,530	\$14,686	-	\$3,482	-	-	\$2,227	10,843	\$11.61	\$125,925	
INWOOD PUBLIC LIBRAR	NW	B	\$2,652	\$2,847	-	\$648	-	-	-	755	\$8.14	\$6,147	
IONIA PUBLIC LIBRARY	NE	A	\$1,350	\$3,762	\$350	\$214	-	-	-	350	\$16.22	\$5,676	
IOWA CITY PUBLIC LIB	EC	H	\$1,011,924	\$119,234	-	\$102,849	\$10,533	-	\$15,156	50,508	\$24.94	\$1,259,696	
IOWA FALLS PUBLIC LI	NC	E	\$84,645	\$21,656	-	\$4,582	\$1,691	\$1,100	-	6,174	\$18.41	\$113,674	
JAMAICA PUBLIC LIBRA	SW	A	\$500	\$2,538	-	\$301	-	-	\$267	275	\$13.11	\$3,606	
JANESVILLE PUBLIC LI	NE	B	\$10,199	\$13,014	-	\$1,158	-	-	-	840	\$29.01	\$24,371	
JASPER COUNTY LIBRAR	C	I	\$45,659	\$81,846	-	-	-	-	-	19,806	\$6.44	\$127,505	
JEFFERSON PUBLIC LIB	C	D	\$74,631	\$20,471	-	\$12,103	-	-	\$2,487	4,854	\$22.60	\$109,692	
JENELL PUBLIC LIBRAR	NC	C	\$5,500	\$5,200	\$3,500	\$3,064	-	-	\$4,800	1,145	\$19.27	\$22,064	
JOICE PUBLIC LIBRARY	NC	A	\$4,700	\$5,074	-	\$461	-	-	\$3,154	223	\$60.04	\$13,389	
KALONA PUBLIC LIBRAR	SE	C	\$5,250	\$2,209	-	\$1,076	-	-	\$41	1,862	\$4.61	\$8,576	
KANAWHA PUBLIC LIBRA	NC	B	\$4,000	\$6,009	\$1,500	\$412	-	-	\$282	756	\$16.14	\$12,203	
KANSETT PUBLIC LIBRA	NC	A	\$4,800	\$3,161	-	-	-	-	\$190	360	\$22.64	\$8,151	
KEOKUK PUBLIC LIBRAR	SE	F	\$203,671	\$15,091	-	\$15,591	-	-	\$1,189	13,536	\$17.40	\$235,542	
KEOSAUQUA PUBLIC LIB	SE	C	\$5,500	\$2,393	-	\$5,220	-	-	\$3,115	1,003	\$16.18	\$16,228	
KEOTA PUBLIC LIBRARY	SE	C	\$8,000	\$3,624	\$1,844	\$653	\$850	-	\$3,551	1,034	\$17.91	\$18,522	
KEYSTONE PUBLIC LIBR	EC	B	\$9,049	\$4,290	\$2,766	\$66	-	-	\$2,949	618	\$30.94	\$19,120	
KINGSLEY PUBLIC LIBR	NW	C	\$10,726	\$6,320	-	\$403	-	-	-	1,209	\$14.43	\$17,449	
KLEMME PUBLIC LIBRAR	NC	B	\$11,279	\$6,844	\$1,500	\$105	-	-	-	620	\$31.82	\$19,728	
KNOXVILLE PUBLIC LIB	C	E	\$48,950	\$7,000	-	\$7,295	-	-	\$463	8,143	\$7.82	\$63,708	
LAKE CITY PUBLIC LIB	NW	C	\$20,500	\$7,929	\$6,150	\$26,285	-	\$20,000	\$50	2,006	\$40.34	\$80,914	
LAKE MILLS PUBLIC LI	NC	C	\$61,121	\$3,300	-	\$34,692	-	-	-	2,281	\$43.45	\$99,113	

## LIBRARY REPORT OF INCOME

NAME	SZ		MUNICIPAL	COUNTY	REVENUE SHARING	ENDOWMENTS		LSCA	OTHER GRANTS	OTHER INCOME	REPORTING POP.	PER CAPITA INCOME	TOTAL INCOME
	REG	CD				GIFTS	FINES, FEES						
LAKE PARK PUBLIC LIB	NW	C	\$9,690	\$4,500	-	\$126	-	-	-	-	1,123	\$12.75	\$14,316
LAKE VIEW PUBLIC LIB	NW	C	\$9,000	\$6,000	-	\$100	-	-	\$300	-	1,291	\$11.93	\$15,400
LAKOTA PUBLIC LIBRAR	NC	A	\$925	\$5,204	\$1,200	\$315	-	-	\$123	-	330	\$23.54	\$7,767
LAMONI PUBLIC LIBRAR	SW	D	\$28,780	\$3,336	-	\$2,578	\$1,749	-	\$319	-	2,705	\$13.59	\$36,762
LAMONT PUBLIC LIBRAR	NE	B	\$3,000	\$2,600	-	\$520	-	-	\$39	-	554	\$11.12	\$6,159
LANSING PUBLIC LIBRA	NE	C	\$3,000	\$4,802	-	\$512	-	-	\$121	-	1,181	\$7.14	\$8,435
LAPORTE CITY PUBLIC	NE	C	\$11,228	\$10,769	-	\$592	-	-	\$331	-	2,324	\$9.86	\$22,920
LARCHWOOD PUBLIC LIB	NW	B	\$2,500	\$2,323	\$1,000	\$153	-	-	\$10	-	701	\$8.54	\$5,986
LAURENS PUBLIC LIBRA	NW	C	\$32,147	\$4,291	-	\$8,311	-	-	-	-	1,606	\$27.86	\$44,749
LAWLER PUBLIC LIBRAR	NE	B	\$1,900	\$3,591	-	\$77	-	-	\$14	-	534	\$10.45	\$5,582
LE MARS PUBLIC LIBRA	NW	E	\$138,339	\$9,868	-	\$4,581	-	-	-	-	8,276	\$18.46	\$152,788
LEDYARD PUBLIC LIBRA	NC	A	\$600	\$4,972	\$1,200	-	-	-	-	-	215	\$31.50	\$6,772
LEGRAND PUBLIC LIBRA	C	B	\$17,530	\$4,300	-	\$1,330	-	\$2,662	\$2,662	-	921	\$30.93	\$28,484
LEHIGH PUBLIC LIBRAR	NC	B	\$5,488	\$5,754	\$736	\$450	-	-	\$6,243	-	654	\$28.55	\$18,671
LENOX PUBLIC LIBRARY	SW	C	\$7,000	\$2,000	-	\$60	\$1,100	-	\$2,247	-	1,338	\$9.27	\$12,407
LEON PUBLIC LIBRARY	SW	C	\$20,615	\$4,136	-	\$936	-	-	\$1,555	-	2,094	\$13.01	\$27,242
LETT'S PUBLIC LIBRARY	SE	A	\$1,850	\$5,357	-	\$121	\$1,000	-	\$1,913	-	473	\$21.65	\$10,241
LEWIS PUBLIC LIBRARY	SW	A	\$2,892	-	-	\$20	-	-	\$76	-	497	\$6.01	\$2,988
LIME SPRINGS PUBLIC	NE	A	\$6,032	\$2,956	-	\$133	-	-	-	-	476	\$19.16	\$9,121
LINDEN PUBLIC LIBRAR	C	A	\$150	\$2,693	-	-	-	-	-	-	264	\$10.77	\$2,843
LINN GROVE PUB LIB	NW	A	-	\$4,063	-	\$125	-	-	-	-	205	\$20.43	\$4,188
LISBON PUBLIC LIBRAR	EC	C	\$8,999	\$954	-	\$2,579	-	-	\$6,078	-	1,458	\$12.76	\$18,610
LITTLE ROCK PUBLIC L	NW	A	\$2,593	\$2,162	-	\$614	-	-	-	-	490	\$10.96	\$5,369
LITTLEPORT PUBLIC LI	NE	A	\$400	\$2,900	-	\$20	-	-	-	-	106	\$31.32	\$3,320
LIVERMORE PUBLIC LIB	NC	A	\$7,652	\$6,145	-	\$735	-	-	\$205	-	490	\$30.08	\$14,737
LOGAN PUBLIC LIBRARY	SW	C	\$17,500	\$4,465	\$3,000	\$593	-	-	\$3,354	-	1,540	\$18.77	\$28,912
LOHRVILLE PUBLIC LIB	NW	B	-	\$4,013	-	\$6,784	-	-	-	-	521	\$20.72	\$10,797
LOST NATION PUBLIC L	EC	B	\$800	\$1,465	-	\$1,205	-	-	-	-	524	\$6.62	\$3,470
LOWDEN PUBLIC LIBRAR	EC	B	\$5,969	\$2,435	-	\$200	-	-	-	-	717	\$12.00	\$8,604
LU VERNE PUBLIC LIBR	NC	A	\$4,500	\$9,154	\$1,200	\$1,434	-	-	\$313	-	418	\$39.72	\$16,601
LYTTON PUBLIC LIBRAR	NW	A	\$2,000	\$2,473	\$3,200	\$10	-	-	-	-	378	\$20.33	\$7,683
MADRID PUBLIC LIBRAR	C	C	\$20,740	\$4,427	\$5,400	\$2,029	-	-	-	-	2,281	\$14.29	\$32,596
MALLARD PUBLIC LIBRA	NW	A	\$4,270	\$7,040	-	\$989	-	-	\$300	-	407	\$30.96	\$12,599
MALVERN PUBLIC LIBRA	SW	C	-	\$1,887	\$1,000	\$6,638	\$4,970	\$1,000	\$244	-	1,244	\$12.65	\$15,739
MANCHESTER PUBLIC LI	NE	D	\$69,400	\$11,729	-	\$2,600	-	-	\$381	-	4,942	\$17.02	\$84,110
MANILLA PUBLIC LIBRA	NW	C	\$1,410	\$2,000	-	-	-	-	-	-	1,020	\$3.34	\$3,410
MANLY PUBLIC LIBRARY	NC	C	\$5,560	\$5,074	\$800	\$566	-	-	\$1,035	-	1,496	\$8.71	\$13,035
MANNING PUBLIC LIBRA	NW	C	\$7,000	\$7,000	-	-	-	-	-	-	1,609	\$8.70	\$14,000
MANSON PUBLIC LIBRAR	NW	C	\$16,133	\$7,714	-	\$3,918	-	-	\$65	-	1,924	\$14.46	\$27,830
MAPLETON PUBLIC LIBR	NW	C	-	\$6,597	\$6,494	\$606	-	-	\$706	-	1,495	\$9.63	\$14,403
MAQUOKETA PUBLIC LIB	EC	E	\$67,700	\$12,462	-	\$8,105	-	-	\$547	-	6,313	\$14.07	\$88,814
MARATHON PUBLIC LIBR	NW	A	\$2,300	\$4,063	-	-	-	-	-	-	442	\$14.40	\$6,363
MARBLE ROCK PUBLIC L	NC	A	\$2,000	\$9,112	-	\$3,669	-	-	\$30	-	419	\$35.35	\$14,811
MARCUS PUBLIC LIBRAR	NW	C	\$22,500	-	-	\$1,026	-	-	\$447	-	1,206	\$19.88	\$23,973
MARENGO PUBLIC LIBRA	EC	C	\$23,305	\$13,440	\$5,000	\$2,087	-	-	\$1,964	-	2,308	\$19.84	\$45,796
MARION PUBLIC LIBRAR	EC	F	\$186,650	\$30,000	\$19,593	\$8,858	-	-	\$687	-	19,474	\$12.62	\$245,788
MARSHALLTOWN PUBLIC	C	G	\$317,212	\$14,000	-	\$9,440	-	-	-	-	26,938	\$12.65	\$340,652

LIBRARY REPORT OF INCOME

NAME	SZ		MUNICIPAL	COUNTY	REVENUE SHARING	ENDOWMENTS	LSCA	OTHER GRANTS	OTHER INCOME	REPORTING POP.	PER CAPITA INCOME	TOTAL INCOME
	REG	CD				GIFTS FINES, FEES						
MARTELLE PUBLIC LIBR	EC	A	\$1,100	\$2,375	-	\$2,286	-	-	\$130	316	\$18.64	\$5,891
MASON CITY PUBLIC LI	NC	G	\$406,504	\$33,684	\$2,000	\$9,000	-	-	\$12,513	30,144	\$15.38	\$463,701
MASSENA PUBLIC LIBRA	SW	B	\$2,262	\$2,819	-	\$57	-	\$71	\$265	518	\$10.57	\$5,474
MAXWELL PUBLIC LIBRA	C	B	\$8,539	\$1,500	-	\$134	-	-	-	783	\$12.99	\$10,173
MAYNARD PUBLIC LIBRA	NE	B	\$4,319	\$1,922	-	\$22,736	-	\$15,000	\$577	561	\$79.42	\$44,554
MCGREGOR PUBLIC LIBR	NE	B	\$6,200	\$9,456	-	\$10,042	-	-	\$4,062	945	\$31.49	\$29,760
MECHANICSVILLE PUBLI	EC	C	\$8,280	\$2,599	-	\$939	-	-	\$339	1,166	\$10.43	\$12,157
MEDIAPOLIS PUBLIC LI	SE	C	\$8,000	\$9,000	-	\$1,510	-	-	-	1,685	\$10.99	\$18,510
MELBOURNE PUBLIC LIB	C	B	\$8,500	\$5,000	-	-	-	-	\$100	732	\$18.58	\$13,600
MELVIN PUBLIC LIBRAR	NW	A	\$2,037	\$3,820	\$1,000	\$843	-	-	\$123	277	\$28.24	\$7,823
MENLO PUBLIC LIBRARY	SW	A	\$3,399	\$442	\$1,500	\$309	-	-	\$50	410	\$13.90	\$5,700
MERRILL PUBLIC LIBRA	NW	B	\$2,200	\$4,654	-	\$1,305	-	-	-	737	\$11.07	\$8,159
MESERVEY PUBLIC LIBR	NC	A	\$2,500	\$3,599	\$1,400	\$300	-	-	\$378	324	\$25.24	\$8,177
MILFORD PUBLIC LIBRA	NW	C	\$19,000	\$6,000	-	\$77,266	-	-	\$250	2,076	\$49.38	\$102,516
MILO PUBLIC LIBRARY	C	B	\$4,330	\$3,787	-	\$944	-	-	\$28	778	\$11.68	\$9,089
MILTON PUBLIC LIBRAR	SE	B	\$200	\$1,943	-	\$116	-	-	\$48	567	\$4.07	\$2,307
MINBURN PUBLIC LIBRA	C	A	\$430	\$1,430	-	\$636	-	-	-	390	\$6.40	\$2,496
MISSOURI VALLEY PUBL	SW	D	\$39,724	\$5,237	\$3,000	\$1,040	-	\$45	-	3,107	\$15.79	\$49,046
MITCHELLVILLE PUBLIC	C	C	\$18,159	\$12,613	-	\$1,459	-	-	\$116	1,530	\$21.14	\$32,347
MODALE PUBLIC LIBRAR	SW	A	\$3,050	\$3,216	\$3,000	\$1,875	-	-	\$273	373	\$30.60	\$11,414
MONDAMIN PUBLIC LIBR	SW	A	\$800	\$2,037	\$3,000	\$820	-	-	-	423	\$15.74	\$6,657
MONONA PUBLIC LIBRAR	NE	C	\$10,000	\$9,456	-	\$154	-	-	\$250	1,530	\$12.98	\$19,860
MONTEZUMA PUBLIC LIB	EC	C	\$15,382	\$6,318	-	\$365	-	-	\$174	1,485	\$14.98	\$22,239
MONTICELLO PUBLIC LI	EC	D	\$45,178	\$4,512	-	\$1,957	-	-	\$840	3,641	\$14.42	\$52,487
MONTROSE PUBLIC LIBR	SE	C	\$4,357	\$2,537	-	\$1,164	-	-	\$57	1,038	\$7.82	\$8,115
MORAVIA PUBLIC LIBRA	SE	B	\$3,528	\$1,600	\$800	\$3,112	-	-	\$27	706	\$12.84	\$9,067
MORLEY PUBLIC LIBRAR	EC	A	\$2,232	\$2,375	-	\$57	-	-	\$33	94	\$49.97	\$4,697
MORNING SUN PUBLIC L	SE	B	\$6,000	\$5,500	-	\$3,550	-	-	\$2,200	959	\$17.99	\$17,250
MOULTON PUBLIC LIBRA	SE	B	\$5,506	\$4,268	\$500	\$3,543	-	-	\$1,028	762	\$19.48	\$14,845
MOUNT AYR PUBLIC LIB	SW	C	\$8,000	\$11,000	-	\$2,127	-	-	\$1,146	1,938	\$11.49	\$22,273
MT PLEASANT PUBLIC L	SE	E	\$86,400	\$6,985	-	\$7,369	\$1,000	-	\$2,339	7,322	\$14.22	\$104,093
MURRAY PUBLIC LIBRAR	SW	B	-	-	\$4,200	-	-	-	-	703	\$5.97	\$4,200
MUSCATINE PUBLIC LIB	SE	F	\$363,957	\$30,000	-	\$10,595	-	-	\$40,722	23,467	\$18.97	\$445,274
NASHUA PUBLIC LIBRAR	NE	C	\$31,757	\$5,007	-	\$2,646	\$112,500	\$30,040	\$388	1,846	\$98.77	\$182,338
NEVADA PUBLIC LIBRAR	C	E	\$47,435	\$7,917	-	\$2,564	\$1,100	\$500	\$1,009	5,912	\$10.24	\$60,525
NEW ALBIN PUBLIC LIB	NE	B	\$2,940	\$2,778	-	-	-	-	-	609	\$9.39	\$5,718
NEW HAMPTON PUBLIC L	NE	D	\$30,173	\$5,147	-	\$491	-	-	-	3,940	\$9.09	\$35,811
NEW HARTFORD PUBLIC	NE	B	\$4,286	\$3,500	-	\$110	-	-	-	764	\$10.34	\$7,896
NEW LONDON PUBLIC LI	SE	C	\$21,607	\$4,602	-	\$11,820	-	-	\$2,801	2,043	\$19.99	\$40,830
NEW SHARON PUBLIC LI	SE	C	\$1,500	\$8,610	-	\$732	-	-	\$230	1,225	\$9.04	\$11,072
NEW VIRGINIA PUBLIC	C	B	\$1,300	\$5,807	-	\$68	-	-	-	512	\$14.01	\$7,175
NEWELL PUBLIC LIBRAR	NW	B	\$2,900	\$4,063	-	\$120	-	-	\$4,000	913	\$12.14	\$11,083
NEWHALL PUBLIC LIB	EC	B	\$5,100	\$4,290	-	\$135	-	-	\$24	899	\$10.62	\$9,549
NEWTON PUBLIC LIBRAR	C	F	\$162,505	-	-	\$18,817	-	-	\$52,281	15,292	\$15.28	\$233,603
NORA SPRINGS PUBLIC	NC	C	\$8,206	\$10,730	\$1,000	\$185	-	-	\$189	1,572	\$12.92	\$20,310
NORTH ENGLISH PUBLIC	EC	B	\$11,685	\$9,017	-	\$1,819	-	-	\$2,827	990	\$25.60	\$25,348
NORTHWOOD PUBLIC LIB	NC	C	\$22,764	\$5,200	-	\$107,724	-	-	-	2,193	\$61.87	\$135,688

## LIBRARY REPORT OF INCOME

NAME	SZ		MUNICIPAL	COUNTY	REVENUE SHARING	ENDOWMENTS		LSCA	OTHER GRANTS	OTHER INCOME	REPORTING POP.	PER CAPITA INCOME	TOTAL INCOME
	REG	CD				GIFTS	FINES, FEES						
NORWALK PUBLIC LIBRA	C	D	\$24,082	\$7,211	-	\$2,600	-	-	\$400	2,676	\$12.82	\$34,293	
NORWAY PUBLIC LIBRAR	EC	B	\$5,800	\$3,236	-	\$20	-	-	-	633	\$14.31	\$9,056	
OAKLAND PUBLIC LIBRA	SW	C	\$4,000	\$6,769	-	\$23,173	-	\$150	\$10,671	1,552	\$28.84	\$44,763	
OCHEYEDAN PUBLIC LIB	NW	B	\$6,500	\$3,932	-	\$1,393	-	\$2,500	\$912	599	\$25.44	\$15,237	
OEBOLT PUBLIC LIBRA	NW	C	\$4,000	\$7,022	-	\$2,882	-	-	\$1,999	1,299	\$12.24	\$15,903	
OELWEIN PUBLIC LIBRA	NE	E	\$70,979	\$8,731	-	\$2,569	-	-	\$1,103	7,564	\$11.02	\$83,382	
OGDEN PUBLIC LIBRARY	C	C	\$35,507	\$7,749	\$4,200	\$2,390	-	-	\$348	1,953	\$25.70	\$50,194	
OLIN PUBLIC LIBRARY	EC	B	\$5,071	\$3,325	-	\$20	-	-	-	735	\$11.45	\$8,416	
ONAWA PUBLIC LIBRARY	NW	D	\$8,076	\$17,890	\$25,924	\$8,734	\$28,550	-	\$2,656	3,283	\$27.97	\$91,830	
OSAGE PUBLIC LIBRARY	NC	D	\$63,754	\$18,360	\$4,000	-	-	\$1,000	\$2,686	3,718	\$24.15	\$89,800	
OSCEOLA PUBLIC LIBRA	SW	D	\$16,044	\$4,417	-	-	-	-	-	3,750	\$5.46	\$20,461	
OSKALOOSA PUBLIC	SE	F	\$96,386	\$19,750	\$35,150	\$9,743	\$7,100	-	\$9,682	10,629	\$16.73	\$177,811	
OSSIAN PUBLIC LIBRAR	NE	B	\$4,067	\$5,272	-	-	-	-	-	829	\$11.27	\$9,339	
OTTUMWA PUBLIC LIBRA	SE	G	\$167,763	\$13,442	-	\$96,463	\$20,910	-	\$1,354	27,381	\$10.95	\$299,932	
OXFORD JUNCTION PUBL	EC	B	-	\$3,325	-	\$10	-	-	\$4,050	600	\$12.31	\$7,385	
OXFORD PUBLIC LIBRAR	EC	B	\$1,100	\$2,500	-	\$488	-	-	-	676	\$6.05	\$4,088	
PACKWOOD PUBLIC LIBR	SE	A	\$300	-	-	\$327	-	-	\$1,051	210	\$7.99	\$1,678	
PALMER PUBLIC LIBRAR	NW	A	\$5,996	\$3,004	\$998	\$582	-	-	-	288	\$36.74	\$10,580	
PANORA PUBLIC LIBRAR	SW	C	\$5,812	\$6,408	-	\$2,975	-	-	\$327	1,211	\$12.82	\$15,522	
PARKERSBURG PUBLIC L	NE	C	\$12,074	\$4,851	-	\$2,489	-	-	\$970	1,968	\$10.36	\$20,384	
PATON PUBLIC LIBRARY	C	A	\$2,979	\$2,552	-	-	-	-	-	291	\$19.01	\$5,531	
PAULLINA PUBLIC LIBR	NW	C	\$20,725	\$5,000	-	\$394	-	-	\$82	1,224	\$21.41	\$26,201	
PERRY PUBLIC LIBRARY	C	E	\$85,000	\$12,233	-	\$20,679	-	-	\$252	7,053	\$16.75	\$118,164	
PETERSON PUBLIC LIBR	NW	A	-	\$5,075	-	\$637	-	-	\$17,383	470	\$49.14	\$23,095	
PLAINFIELD PUBLIC LI	NE	A	\$4,500	\$6,734	-	\$310	-	-	\$3,116	469	\$31.26	\$14,660	
PLEASANTVILLE PUBLIC	C	C	-	-	-	-	-	-	-	1,531	-	-	
PLOVER PUBLIC LIBRAR	NW	A	-	\$2,790	-	\$370	-	-	-	135	\$23.41	\$3,160	
POCAHONTAS PUBLIC LI	NW	C	\$33,700	\$4,290	\$2,000	\$2,600	-	-	-	2,352	\$18.11	\$42,590	
POLK CITY PUBLIC LIB	C	C	\$13,019	\$501	-	\$495	-	-	-	1,658	\$8.45	\$14,015	
POMEROY PUBLIC LIBRA	NW	B	\$8,775	\$5,000	\$2,000	\$51	-	-	\$21	895	\$17.71	\$15,847	
POSTVILLE PUBLIC LIB	NE	C	\$14,200	\$6,815	-	\$473	-	-	\$1,295	1,475	\$15.45	\$22,783	
PRESCOTT PUBLIC LIBR	SW	A	\$6,399	\$1,900	-	\$207	-	\$200	-	349	\$24.95	\$8,706	
PRESTON PUBLIC LIBRA	EC	C	\$7,989	\$7,152	\$300	\$2,551	-	-	-	1,120	\$16.06	\$17,992	
PRIMGHAR PUBLIC LIBR	NW	C	\$10,500	\$4,000	-	\$69	-	-	-	1,050	\$13.88	\$14,569	
QUIMBY PUBLIC LIBRAR	NW	A	\$3,000	\$3,000	-	-	-	-	-	424	\$14.15	\$6,000	
RADCLIFFE PUBLIC LIB	NC	B	\$6,300	\$10,371	-	\$2,094	-	\$785	-	593	\$32.97	\$19,550	
RAKE PUBLIC LIBRARY	NC	A	\$3,000	\$6,000	-	\$17	-	-	-	283	\$31.86	\$9,017	
READLYN PUBLIC LIBRA	NE	B	\$13,020	\$8,276	\$4,000	\$906	-	-	\$1,566	858	\$32.36	\$27,768	
RED OAK PUBLIC LIBRA	SW	E	\$73,200	\$18,000	-	\$25,741	-	-	\$57	6,810	\$17.18	\$116,998	
REDFIELD PUBLIC LIBR	C	B	\$10,869	\$3,590	-	\$442	-	-	\$102	959	\$15.64	\$15,003	
REINBECK PUBLIC LIBR	NE	C	\$22,035	\$11,642	-	\$2,382	-	-	-	1,808	\$19.94	\$36,059	
REMBRANDT PUBLIC	NW	A	\$3,936	\$4,064	-	-	-	-	-	291	\$27.49	\$8,000	
REMSEN PUBLIC LIBRAR	NW	C	\$20,768	\$7,045	-	\$1,261	-	-	-	1,592	\$18.26	\$29,074	
RENNICK PUBLIC LIBRA	NC	A	\$1,452	\$6,303	-	-	-	-	\$306	410	\$19.66	\$8,061	
RICEVILLE PUBLIC LIB	NC	B	\$8,426	\$10,243	-	\$850	-	-	\$1,619	919	\$23.00	\$21,138	
RICHLAND PUBLIC LIBR	SE	B	\$4,800	\$2,440	-	\$1,992	-	-	\$55	600	\$15.48	\$9,287	
RINGSTED PUBLIC LIBR	NW	B	\$4,200	-	\$3,300	\$253	-	-	-	557	\$13.92	\$7,753	

LIBRARY REPORT OF INCOME

NAME	SZ		MUNICIPAL	COUNTY	REVENUE SHARING	ENDOWMENTS	LSCA	OTHER GRANTS	OTHER INCOME	REPORTING POP.	PER	TOTAL INCOME
	REG	CD				GIFTS					FINES, FEES	
RIPPEY PUBLIC LIBRAR	C	A	\$4,000	\$1,725	-	\$5,716	-	-	\$338	304	\$38.75	\$11,779
ROCK RAPIDS PUBLIC L	NW	D	\$30,030	\$8,181	-	\$11,789	-	-	\$1,095	2,693	\$18.97	\$51,095
ROCK VALLEY PUBLIC L	NW	D	\$50,738	\$4,845	\$5,500	\$5,117	-	-	-	2,706	\$24.46	\$66,200
ROCKFORD PUBLIC LIBR	NC	C	\$1,500	\$9,904	\$1,000	\$171	-	-	\$1,180	1,012	\$13.59	\$13,755
ROCKWELL CITY PUBLIC	NW	C	\$19,950	\$8,642	-	\$1,401	-	-	\$68	2,276	\$13.21	\$30,061
ROCKWELL PUBLIC LIBR	NC	C	\$5,100	\$3,599	-	-	-	-	\$201	1,039	\$8.57	\$8,900
ROLAND PUBLIC LIBRAR	C	C	\$12,000	\$1,763	\$5,000	\$3,130	\$54	\$2,500	\$95	1,005	\$24.42	\$24,542
ROLFE PUBLIC LIBRARY	NW	B	\$4,665	\$3,433	\$1,000	\$454	-	-	\$221	796	\$12.28	\$9,773
ROMAN PUBLIC LIBRARY	NC	A	-	\$4,708	\$3,000	\$918	-	-	-	259	\$33.31	\$8,626
ROYAL PUBLIC LIBRARY	NW	B	-	\$2,537	-	\$50	-	-	\$272	522	\$5.48	\$2,859
RUDD PUBLIC LIBRARY	NC	A	\$2,500	\$9,093	\$1,000	\$634	-	-	-	460	\$28.75	\$13,227
RUTHVEN PUBLIC LIBRA	NW	B	\$4,000	\$7,012	-	\$10	-	-	-	769	\$14.33	\$11,022
SABULA PUBLIC LIBRAR	EC	B	\$8,180	\$6,757	\$194	\$6,866	-	-	\$972	824	\$27.88	\$22,969
SAC CITY PUBLIC LIBR	NW	D	\$19,383	\$7,022	\$9,600	\$3,248	-	-	-	3,000	\$13.08	\$39,253
SALEM PUBLIC LIBRARY	SE	A	\$800	\$4,854	-	\$1,636	-	-	-	463	\$15.75	\$7,290
SANBORN PUBLIC LIBRA	NW	C	\$6,534	\$5,000	-	-	-	-	-	1,398	\$8.25	\$11,534
SCHALLER PUBLIC LIBR	NW	B	\$2,000	\$5,696	-	\$1,185	-	-	\$12	832	\$10.69	\$8,893
SCHLESWIG PUBLIC LIB	NW	B	\$2,982	\$2,000	-	\$339	-	-	\$348	868	\$6.53	\$5,669
SCOTT COUNTY LIBRARY	SE	I	-	\$331,030	-	\$20,060	\$11,828	-	\$16,500	25,000	\$15.18	\$379,418
SCRANTON PUBLIC LIBR	C	B	\$11,000	\$4,289	-	\$1,545	-	-	-	748	\$22.51	\$16,834
SEYMOUR PUBLIC LIBRA	SW	C	\$600	\$2,149	-	\$2,547	-	\$133	\$34	1,036	\$5.27	\$5,463
SHEFFIELD PUBLIC LIB	NC	C	\$11,050	\$10,265	\$500	\$59,738	-	-	-	1,224	\$66.63	\$81,553
SHELDON PUBLIC LIBRA	NW	E	\$68,162	\$5,000	-	\$1,681	-	-	\$8,775	5,003	\$16.71	\$83,618
SHELL ROCK PUBLIC LI	NE	C	\$9,093	\$4,385	-	\$1,365	-	-	-	1,478	\$10.04	\$14,843
SHELLSBURG PUBLIC LI	EC	B	\$3,765	\$4,315	-	\$116	-	-	-	771	\$10.63	\$8,196
SHENANDOAH PUBLIC LI	SW	E	\$90,613	\$19,343	-	\$10,119	\$3,900	\$335	\$2,126	6,274	\$20.15	\$126,436
SIBLEY PUBLIC LIBRAR	NW	D	\$38,296	\$3,820	-	\$2,797	-	-	\$438	3,051	\$14.86	\$45,351
SIDNEY PUBLIC LIBRAR	SW	C	\$1,918	\$5,210	-	\$488	-	-	-	1,308	\$5.82	\$7,616
SIGOURNEY PUBLIC LIB	SE	C	\$20,975	\$7,082	-	\$1,483	-	-	\$2,467	2,330	\$13.74	\$32,007
SILVER CITY PUBLIC L	SW	A	\$1,000	\$2,432	-	\$1,020	-	-	\$735	291	\$17.82	\$5,187
SIoux CENTER PUBLIC	NW	D	\$111,456	\$12,672	-	\$7,547	\$985	-	\$6,147	4,588	\$30.25	\$138,807
SIoux CITY PUBLIC LI	NW	H	\$1,030,184	-	\$250,000	\$32,069	\$3,212	\$553	\$81,472	82,003	\$17.04	\$1,397,490
SIoux RAPIDS PUBLIC	NW	B	\$2,329	\$4,064	-	\$400	-	-	-	897	\$7.57	\$6,793
SLATER PUBLIC LIBRAR	C	C	\$18,549	\$6,015	-	\$249	\$878	-	\$400	1,312	\$19.89	\$26,091
SLOAN PUBLIC LIBRARY	NW	B	-	-	-	-	-	-	-	978	-	-
SOLOn PUBLIC LIBRARY	EC	B	\$6,370	\$5,000	\$2,200	\$730	-	-	-	969	\$14.76	\$14,300
SOMERS PUBLIC LIBRAR	NW	A	-	-	-	-	-	-	-	220	-	-
SOUTH ENGLISH PUBLIC	SE	A	\$900	\$1,886	-	\$5,756	-	-	-	211	\$40.48	\$8,542
SPENCER PUBLIC LIBRA	NW	F	\$163,525	\$10,149	-	\$13,515	-	-	\$970	11,726	\$16.05	\$188,159
SPILLVILLE PUBLIC LI	NE	A	\$2,640	\$2,684	-	\$559	-	-	-	415	\$14.18	\$5,883
SPIRIT LAKE PUBLIC L	NW	D	\$40,745	\$9,750	\$7,776	\$18,916	-	-	\$1,819	3,976	\$19.87	\$79,006
SPRINGVILLE PUBLIC L	EC	C	\$7,223	\$2,422	-	\$1,107	-	-	-	1,165	\$9.23	\$10,752
ST ANSGAR PUBLIC	NC	C	\$4,500	\$9,258	-	\$365	-	-	\$523	1,100	\$13.31	\$14,646
STACYVILLE PUBLIC LI	NC	B	\$500	\$7,676	\$1,600	\$113	\$836	-	\$304	538	\$20.50	\$11,029
STANHOPE PUBLIC LIBR	NC	A	\$3,751	\$4,400	-	-	-	-	-	492	\$16.57	\$8,151
STANTON PUBLIC LIBRA	SW	B	\$1,950	\$3,700	-	\$1,249	-	-	-	747	\$9.24	\$6,899
STANWOOD PUBLIC LIB	EC	B	\$1,000	\$2,413	-	\$3,174	-	-	\$264	705	\$9.72	\$6,851

## LIBRARY REPORT OF INCOME

NAME	SZ		MUNICIPAL	COUNTY	REVENUE SHARING	ENDOWMENTS		LSCA	OTHER GRANTS	OTHER INCOME	REPORTING POP.	PER CAPITA INCOME	TOTAL INCOME
	REG	CD				GIFTS	FINES, FEES						
STATE CENTER PUBLIC	C	C	-	\$3,000	-	\$73,973	-	-	\$1,214	1,292	\$60.52	\$78,187	
STEAMBOAT ROCK PUBLI	NC	A	\$500	\$9,891	-	\$1,495	-	\$757	\$1,095	387	\$35.50	\$13,738	
STOCKPORT PUBLIC LIB	SE	A	\$2,250	\$1,991	-	\$1,214	-	-	\$487	272	\$21.85	\$5,942	
STORMLAKE PUBLIC LIB	NW	E	\$114,735	\$12,000	-	-	-	-	-	8,814	\$14.38	\$126,735	
STORY CITY PUBLIC LI	C	D	-	\$10,966	\$4,400	\$2,730	-	-	\$260	2,762	\$6.65	\$18,356	
STRATFORD PUBLIC LIB	NC	B	\$4,000	\$5,625	-	-	-	-	-	806	\$11.94	\$9,625	
STRAWBERRY POINT PUB	NE	C	\$12,803	\$9,456	-	\$2,164	-	-	-	1,463	\$16.69	\$24,423	
STUART PUBLIC LIBRAR	SW	C	\$10,000	\$7,122	-	\$734	-	-	\$50	1,650	\$10.85	\$17,906	
SUMNER PUBLIC LIBRAR	NE	C	\$22,150	\$9,024	-	\$3,497	-	-	-	2,335	\$14.85	\$34,671	
SUTHERLAND PUBLIC LI	NW	B	-	-	\$9,000	\$505	-	-	-	897	\$10.60	\$9,505	
SWALEDALE PUBLIC LIB	NC	A	\$1,290	\$3,599	-	\$908	-	-	\$317	186	\$32.87	\$6,114	
SWEA CITY PUBLIC LIB	NC	B	\$6,300	\$6,199	\$1,500	\$99	-	-	\$1,187	813	\$18.80	\$15,285	
TABOR PUBLIC LIBRARY	SW	C	\$1,000	\$6,805	-	\$95	-	-	-	1,088	\$7.26	\$7,900	
TAMA PUBLIC LIBRARY	EC	D	\$24,269	\$6,564	-	\$6,902	-	-	-	2,968	\$12.71	\$37,735	
TERRIL PUBLIC LIBRAR	NW	A	\$5,760	\$4,390	-	\$912	-	-	-	420	\$26.34	\$11,062	
THOMPSON PUBLIC LIBR	NC	B	\$1,500	\$6,000	\$400	\$128	-	-	-	668	\$12.02	\$8,028	
THORNTON PUBLIC LIBR	NC	A	\$4,200	\$3,599	\$750	\$2,500	-	-	\$500	442	\$26.13	\$11,549	
TIPTON PUBLIC LIBRAR	EC	D	\$36,460	\$6,408	-	\$2,653	-	-	\$9	3,055	\$14.90	\$45,530	
TITONKA PUBLIC LIB	NC	B	\$3,934	\$7,019	\$681	\$560	-	-	\$10	607	\$20.11	\$12,204	
TOLEDO PUBLIC LIBRAR	EC	C	\$27,500	\$4,790	-	\$2,799	-	-	\$166	2,445	\$14.42	\$35,255	
TRAEER PUBLIC LIBRARY	EC	C	\$10,567	\$4,787	-	\$3,143	-	-	\$388	1,703	\$11.09	\$18,885	
TRIPOLI PUBLIC LIBRA	NE	C	\$22,622	\$8,467	-	\$6,774	-	-	\$110	1,280	\$29.67	\$37,973	
TRURO PUBLIC LIBRARY	C	A	\$1,625	\$5,400	-	\$495	-	-	\$469	407	\$19.63	\$7,989	
UNION PUBLIC LIBRARY	NC	B	\$5,500	\$16,269	\$3,500	\$4,218	\$1,459	-	\$3,514	515	\$66.91	\$34,460	
URBANDALE PUBLIC LIB	C	F	\$216,170	\$8,523	-	\$21,203	-	-	\$46,937	17,869	\$16.39	\$292,833	
UTE PUBLIC LIBRARY	NW	A	\$175	\$1,673	-	\$332	-	-	-	479	\$4.55	\$2,180	
VAN HORNE PUBLIC LIB	EC	B	\$10,608	\$4,290	-	\$2,087	-	-	-	682	\$24.90	\$16,985	
VAN METER PUBLIC LIB	C	B	\$5,263	\$2,090	-	-	-	-	-	747	\$9.84	\$7,353	
VARINA PUBLIC LIBRAR	NW	A	\$500	\$2,790	-	-	-	-	-	122	\$26.97	\$3,290	
VENTURA PUBLIC LIBRA	NC	B	\$9,143	\$3,599	-	-	-	-	\$1,264	614	\$22.81	\$14,006	
VICTOR PUBLIC LIBRAR	EC	C	\$8,898	\$8,960	-	\$659	-	-	\$126	1,046	\$17.82	\$18,643	
VILLISCA PUBLIC LIBR	SW	C	\$10,000	\$6,500	-	\$13,260	-	\$100	\$1,000	1,434	\$21.52	\$30,860	
VINTON PUBLIC LIBRAR	EC	E	\$40,000	\$16,088	-	\$2,305	-	-	\$1,118	5,040	\$11.81	\$59,511	
VOLGA PUBLIC LIBRARY	NE	A	\$400	\$3,153	-	\$411	-	-	-	310	\$12.79	\$3,964	
WADENA PUBLIC LIBRAR	NE	A	\$600	\$1,596	\$600	-	-	-	\$121	230	\$12.68	\$2,917	
WALL LAKE PUBLIC LIB	NW	B	\$6,000	\$6,446	-	\$307	-	-	\$285	892	\$14.62	\$13,038	
WALNUT PUBLIC LIBRAR	SW	B	\$2,968	\$3,162	-	\$1,562	-	\$100	-	897	\$8.69	\$7,792	
WAPELLO PUBLIC LIBRA	SE	C	\$13,000	\$5,500	-	\$607	-	-	\$100	2,011	\$9.55	\$19,207	
WASHINGTON PUBLIC LI	SE	E	\$59,142	\$17,800	-	\$3,736	\$5,152	-	\$264	6,584	\$13.08	\$86,094	
WATERLOO PUBLIC LIBR	NE	H	\$925,062	\$44,000	-	\$43,138	\$19,605	-	\$81,000	75,985	\$14.65	\$1,112,805	
WAUCOMA PUBLIC LIBRA	NE	A	\$2,000	\$1,629	-	\$2,055	-	\$10,600	\$619	308	\$54.88	\$16,903	
WAUKEE PUBLIC LIBRAR	C	C	\$8,199	\$3,099	-	\$1,073	\$800	\$9,045	-	2,227	\$9.98	\$22,216	
WAUKON PUBLIC LIBRAR	NE	D	\$48,297	\$13,913	-	\$7,915	-	-	\$1,925	3,983	\$18.09	\$72,050	
WAVERLY PUBLIC LIBRA	NE	E	\$139,908	\$14,035	\$452	\$3,729	-	-	\$7,404	8,444	\$19.60	\$165,528	
WEBB PUBLIC LIBRARY	NW	A	\$1,500	\$3,012	-	\$292	-	-	-	222	\$21.64	\$4,804	
WEBSTER CITY PUBLIC	NC	E	-	\$5,200	-	\$192,786	-	\$1,100	\$1,620	8,572	\$23.41	\$200,706	
WELLMAN PUBLIC LIBRA	SE	C	\$10,000	\$2,834	-	\$272	-	-	\$594	1,125	\$12.18	\$13,700	

LIBRARY REPORT OF INCOME

NAME	SZ REG CD	MUNICIPAL	COUNTY	ENDOWMENTS		LSCA	OTHER GRANTS	OTHER INCOME	REPORTING POP.	PER CAPITA INCOME	TOTAL INCOME
				REVENUE SHARING	GIFTS FINES,FEES						
WELLSBURG PUBLIC LIB	NE B	\$8,000	\$10,011	-	\$975	-	-	\$156	761	\$25.15	\$19,142
WESLEY PUBLIC LIBRAR	NC B	\$4,200	\$5,724	\$1,200	\$375	-	-	-	598	\$19.23	\$11,499
WEST BEND PUBLIC LIB	NC B	\$11,057	\$8,112	\$1,700	\$617	\$1,000	-	-	941	\$23.90	\$22,486
WEST BRANCH PUBLIC L	EC C	\$25,315	\$6,004	-	\$9,738	-	-	-	1,867	\$21.99	\$41,057
WEST DES MOINES PUBL	C F	\$342,593	\$5,802	-	\$10,412	-	-	\$45,229	21,894	\$18.45	\$404,036
WEST LIBERTY PUBLIC	SE D	\$26,822	\$3,200	-	\$899	-	-	\$242	2,723	\$11.44	\$31,163
WEST POINT PUBLIC LI	SE C	\$14,672	\$2,319	-	\$645	-	-	\$8	1,133	\$15.57	\$17,644
WEST UNION PUBLIC LI	NE D	\$32,255	\$4,080	-	\$168	-	-	-	2,783	\$13.12	\$36,503
WESTGATE PUBLIC LIBR	NE A	\$3,000	\$1,674	\$750	\$200	-	-	-	263	\$21.38	\$5,624
WESTSIDE PUBLIC LIBR	NW A	\$750	\$2,000	-	\$572	-	-	\$18	387	\$8.63	\$3,340
WHAT CHEER PUBLIC LI	SE B	-	\$2,231	-	\$3,983	-	-	-	803	\$7.74	\$6,214
WHEATLAND PUBLIC LIB	EC B	\$5,300	\$1,021	-	\$1,440	-	-	\$100	840	\$9.36	\$7,861
WHITING PUBLIC LIBRA	NW B	\$6,609	\$3,240	-	\$2,049	\$773	-	-	734	\$17.26	\$12,671
WHITTEMORE PUBLIC LI	NC B	\$11,000	\$5,879	\$1,200	\$1,258	\$15,200	-	\$1,506	647	\$55.71	\$36,043
WILLIAMS PUBLIC LIBR	NC A	\$1,000	\$5,200	-	-	-	-	\$275	410	\$15.79	\$6,475
WILLIAMSBURG PUBLIC	EC C	\$24,641	\$15,284	-	\$1,685	-	-	\$1,402	2,033	\$21.16	\$43,012
WILTON PUBLIC LIBRAR	SE D	\$15,053	\$3,700	-	\$2,551	-	-	-	2,502	\$8.51	\$21,304
WINFIELD PUBLIC LIBR	SE C	\$9,000	\$7,564	-	\$958	-	-	\$416	1,042	\$17.21	\$17,938
WINTERSET PUBLIC LIB	C D	\$40,314	\$14,860	-	\$12,489	-	\$381	\$936	4,021	\$17.15	\$68,980
WINTHROP PUBLIC LIBR	NE B	\$4,606	\$2,730	\$1,200	\$349	-	-	\$1,294	767	\$13.27	\$10,179
WODEN PUBLIC LIBRARY	NC A	\$2,500	\$5,105	\$1,500	-	-	-	\$293	287	\$32.75	\$9,398
WOODBINE PUBLIC LIBR	SW C	\$9,957	\$3,000	\$2,056	\$358	-	-	\$1,373	1,463	\$11.44	\$16,744
WOODBURY COUNTY LIBR	NW I	\$21,877	\$63,243	-	-	-	-	-	15,697	\$5.42	\$85,120
WOODWARD PUBLIC LIBR	C C	\$10,040	\$1,845	-	\$2,588	-	-	\$375	1,212	\$12.25	\$14,848
WYOMING PUBLIC LIBRA	EC B	\$2,500	\$3,325	-	\$4,821	-	-	\$160	702	\$15.39	\$10,806
ZEARING PUBLIC LIBRA	C B	\$4,900	\$2,351	-	\$220	\$1,100	-	\$1,556	630	\$16.07	\$10,127

### **III Summary of Expenditures**

- \* In Dollars by Region**
- \* Percentage by Region**
- \* By Library**



ANNUAL EXPENDITURES IN DOLLARS SUMMARY - REGION C TOTALS

SIZE GROUPS	NO. TOT	LIBR RPT	1 SALARIES AND WAGES	2 FRINGE BENEFITS	3 CITY/COUNTY BENEFITS	4 BOOKS	5 PERIOD., SERIALS	6 MICROFORM	7 RECORDING	8 COMPUTER SOFTWARE	9 OTHER MATERIALS
A- 0 - 499	114	6	\$ 12,805	\$ 224	\$ 550	\$ 7,911	\$ 1,306	\$-----	\$ 1,214	\$-----	\$ 656
B- 500 - 999	140	16	72,930	4,090	4,890	32,659	3,220	-----	7,723	149	1,898
C- 1,000 - 2,499	144	16	131,684	18,517	5,722	67,564	4,627	-----	4,433	406	8,372
D- 2,500 - 4,999	52	6	141,954	16,354	4,264	55,118	7,374	-----	5,165	795	1,367
E- 5,000 - 9,999	36	4	135,066	5,990	12,649	45,519	6,587	306	4,230	258	46
F- 10,000 - 24,999	12	6	703,240	138,829	-----	229,317	25,064	204	27,965	230	5,900
G- 25,000 - 49,999	9	2	706,901	91,305	40,500	154,652	26,523	5,000	15,856	1,048	4,238
H- OVER 50,000	8	1	1,784,771	264,832	-----	178,338	29,858	-----	15,755	-----	16,743
I- COUNTY LIBRARIES	4	1	42,246	1,234	-----	2,450	-----	-----	-----	-----	-----
REGION C TOTALS	519	58	\$ 3,731,597	\$ 541,375	\$ 68,575	\$ 773,528	\$ 104,559	\$ 5,510	\$ 82,341	\$ 2,886	\$ 39,220

ANNUAL EXPENDITURES IN DOLLARS SUMMARY - REGION EC TOTALS

SIZE GROUPS	NO. TOT	LIBR RPT	1 SALARIES AND WAGES	2 FRINGE BENEFITS	3 CITY/COUNTY BENEFITS	4 BOOKS	5 PERIOD., SERIALS	6 MICROFORM	7 RECORDING	8 COMPUTER SOFTWARE	9 OTHER MATERIALS
A- 0 - 499	114	7	\$ 13,349	\$ 10,817	\$ 106	\$ 8,619	\$ 692	\$-----	\$ 493	\$-----	\$ 873
B- 500 - 999	140	22	83,540	5,739	4,546	54,237	4,500	382	3,257	-----	1,604
C- 1,000 - 2,499	144	17	145,271	14,510	5,392	66,320	9,666	-----	5,395	312	3,537
D- 2,500 - 4,999	52	8	154,832	14,291	4,279	68,675	12,295	534	1,814	420	6,458
E- 5,000 - 9,999	36	4	255,765	41,277	-----	65,443	10,271	-----	4,064	30	2,442
F- 10,000 - 24,999	12	1	120,400	23,123	-----	36,954	6,273	-----	-----	-----	-----
G- 25,000 - 49,999	9	1	244,749	1,186	30,376	61,657	100,000	-----	2,745	-----	61
H- OVER 50,000	8	2	1,673,373	355,925	-----	221,913	57,854	361	73,652	3,591	2,826
I- COUNTY LIBRARIES	4	---	-----	-----	-----	-----13	-----	-----	-----	-----	-----
REGION EC TOTALS	519	62	\$ 2,691,279	\$ 466,868	\$ 44,699	\$ 583,818	\$ 201,551	\$ 1,277	\$ 91,420	\$ 4,353	\$ 17,801

10 PLANT OPERATIONS	11 CITY/COUNTY PLANT OPER.	12 EQUIPMENT	13 OTHER EXPENDITURE	14 CAPITAL OUTLAY	15 TOTAL	16 POPULATION OF LIBRARY	17 PER CAPITA EXPENDITURE
\$ 3,480	\$ 5,400	\$ 808	\$ 1,163	\$ 600	\$ 36,117	2,107	\$ 17.14
13,361	11,833	5,234	12,944	6,838	177,769	11,766	15.11
45,337	5,483	12,866	27,931	8,902	341,844	24,676	13.85
27,874	3,523	13,543	23,312	1,930	302,573	20,232	14.96
24,675	-----	10,240	19,986	5,301	270,853	26,872	10.08
136,561	-----	22,590	118,973	124,110	1,532,983	93,929	16.32
113,920	-----	109,972	88,133	321,270	1,679,318	72,713	23.10
128,997	-----	86,554	974,004	13,219	3,493,071	191,003	18.29
-----	-----	400	68,500	-----	114,830	19,806	5.80
\$ 494,205	\$ 26,239	\$ 262,207	\$ 1,334,946	\$ 482,170	\$ 7,949,358	463,104	\$ 17.17

10 PLANT OPERATIONS	11 CITY/COUNTY PLANT OPER.	12 EQUIPMENT	13 OTHER EXPENDITURE	14 CAPITAL OUTLAY	15 TOTAL	16 POPULATION OF LIBRARY	17 PER CAPITA EXPENDITURE
\$ 1,655	\$ 8,038	\$ 2,923	\$ 1,682	\$ 1,062	\$ 50,309	2,532	\$ 19.87
21,334	9,241	9,274	18,010	20,334	235,998	16,176	14.59
30,078	13,193	14,881	27,672	57,618	393,845	26,769	14.71
34,662	3,204	4,961	15,817	101,083	423,325	31,587	13.40
41,219	-----	8,569	35,226	402,348	866,654	27,908	31.05
28,779	-----	8,225	10,653	11,283	245,690	19,474	12.62
51,832	2,305	-----	4,450	21,024	520,385	32,828	15.85
375,656	-----	97,442	226,450	-----	3,089,043	160,751	19.22
-----	-----	-----	-----	-----	-----	-----	-----
\$ 585,215	\$ 35,981	\$ 146,275	\$ 339,960	\$ 614,752	\$ 5,825,249	318,025	\$ 18.32

ANNUAL EXPENDITURES IN DOLLARS SUMMARY - REGION NC TOTALS

SIZE GROUPS	NO. TOT	LIBR RPT	1 SALARIES AND WAGES	2 FRINGE BENEFITS	3 CITY/COUNTY BENEFITS	4 BOOKS	5 PERIOD., SERIALS	6 MICROFORM	7 RECORDING	8 COMPUTER SOFTWARE	9 OTHER MATERIALS
A- 0 - 499	114	30	\$ 112,064	\$ 14,354	\$ 1,001	\$ 59,350	\$ 9,542	\$-----	\$ 18,683	\$ 2,466	\$ 8,497
B- 500 - 999	140	21	115,401	14,575	3,963	73,707	15,386	840	18,628	2,612	6,857
C- 1,000 - 2,499	144	15	106,553	11,242	4,055	64,720	10,183	-----	12,020	2,254	5,482
D- 2,500 - 4,999	52	9	301,335	41,157	3,448	112,128	19,278	1,119	13,566	4,792	5,140
E- 5,000 - 9,999	36	5	347,850	50,003	9,983	127,568	17,713	128	11,907	4,310	5,284
F- 10,000 - 24,999	12	---	-----	-----	-----	-----68	-----	-----	-----	-----	-----
G- 25,000 - 49,999	9	2	383,126	83,537	-----	85,872	21,021	2,000	17,861	-----	1,000
H- OVER 50,000	8	---	-----	-----	-----	-----72	-----	-----	-----	-----	-----
I- COUNTY LIBRARIES	4	---	-----	-----	-----	-----72	-----	-----	-----	-----	-----
REGION NC TOTALS	519	82	\$ 1,366,329	\$ 214,868	\$ 22,450	\$ 523,345	\$ 93,123	\$ 4,087	\$ 92,665	\$ 16,434	\$ 32,260

ANNUAL EXPENDITURES IN DOLLARS SUMMARY - REGION NE TOTALS

SIZE GROUPS	NO. TOT	LIBR RPT	1 SALARIES AND WAGES	2 FRINGE BENEFITS	3 CITY/COUNTY BENEFITS	4 BOOKS	5 PERIOD., SERIALS	6 MICROFORM	7 RECORDING	8 COMPUTER SOFTWARE	9 OTHER MATERIALS
A- 0 - 499	114	15	\$ 32,939	\$ 2,307	\$ 812	\$ 24,988	\$ 3,513	\$-----	\$ 527	\$-----	\$ 3,428
B- 500 - 999	140	24	116,699	13,261	1,771	60,545	6,229	519	2,206	1,260	3,927
C- 1,000 - 2,499	144	24	257,046	19,676	9,587	114,790	18,373	114	12,384	1,529	6,143
D- 2,500 - 4,999	52	8	176,590	14,068	15,050	92,955	11,995	50	1,619	1,012	3,479
E- 5,000 - 9,999	36	3	159,996	13,903	14,529	48,574	9,308	109	1,742	-----	-----
F- 10,000 - 24,999	12	---	-----	-----	-----	-----74	-----	-----	-----	-----	-----
G- 25,000 - 49,999	9	1	208,806	59,031	-----	68,211	7,581	1,963	6,605	-----	3,276
H- OVER 50,000	8	2	888,616	245,923	-----	168,229	54,633	3,000	22,694	770	-----
I- COUNTY LIBRARIES	4	---	-----	-----	-----	-----29	-----	-----	-----	-----	-----
REGION NE TOTALS	519	77	\$ 1,840,692	\$ 368,169	\$ 41,749	\$ 578,292	\$ 111,632	\$ 5,755	\$ 47,777	\$ 4,571	\$ 20,253

10 PLANT OPERATIONS	11 CITY/COUNTY PLANT OPER.	12 EQUIPMENT	13 OTHER EXPENDITURE	14 CAPITAL OUTLAY	15 TOTAL	16 POPULATION OF LIBRARY	17 PER CAPITA EXPENDITURE
\$ 29,155	\$ 19,226	\$ 17,414	\$ 27,010	\$ 20,843	\$ 339,605	10,471	\$ 32.43
30,362	14,763	18,961	25,825	4,925	346,805	14,999	23.12
25,551	20,997	4,489	32,055	121,672	421,273	21,704	19.41
57,021	4,400	15,063	39,070	74,934	692,451	33,272	20.81
47,512	-----	6,477	86,452	7,439	722,626	37,271	19.39
-----	-----	-----	-----	-----	-----	-----	-----
92,565	-----	38,669	25,334	-----	750,985	59,567	12.61
-----	-----	-----	-----	-----	-----	-----	-----
-----	-----	-----	-----	-----	-----	-----	-----
\$ 282,166	\$ 59,386	\$ 101,073	\$ 235,746	\$ 229,813	\$ 3,273,745	177,284	\$ 18.47

10 PLANT OPERATIONS	11 CITY/COUNTY PLANT OPER.	12 EQUIPMENT	13 OTHER EXPENDITURE	14 CAPITAL OUTLAY	15 TOTAL	16 POPULATION OF LIBRARY	17 PER CAPITA EXPENDITURE
\$ 3,642	\$ 12,490	\$ 28,505	\$ 4,263	\$ 7,954	\$ 125,368	5,071	\$ 24.72
37,929	12,932	15,882	19,350	42,180	334,690	17,804	18.80
57,950	20,888	20,774	31,083	1,570	571,907	38,321	14.92
29,068	4,022	31,708	34,588	11,903	428,107	31,011	13.81
39,745	-----	656	24,091	804	313,457	22,400	13.99
-----	-----	-----	-----	-----	-----	-----	-----
24,788	-----	1,147	29,667	-----	411,075	36,322	11.32
205,462	-----	35,441	244,188	27,347	1,896,303	138,306	13.71
-----	-----	-----	-----	-----	-----	-----	-----
\$ 398,584	\$ 50,332	\$ 134,113	\$ 387,230	\$ 91,758	\$ 4,080,907	289,235	\$ 14.11

ANNUAL EXPENDITURES IN DOLLARS SUMMARY - REGION NM TOTALS

SIZE GROUPS	NO. TOT	LIBR RPT	1 SALARIES AND WAGES	2 FRINGE BENEFITS	3 CITY/COUNTY BENEFITS	4 BOOKS	5 PERIOD., SERIALS	6 MICROFORM	7 RECORDING	8 COMPUTER SOFTWARE	9 OTHER MATERIALS
A- 0 - 499	114	25	\$ 52,043	\$ 4,739	\$ 5,623	\$ 36,563	\$ 4,535	\$-----	\$ 3,976	\$-----	\$ 3,072
B- 500 - 999	140	29	111,799	8,081	3,379	63,552	10,425	21	3,043	1,391	7,529
C- 1,000 - 2,499	144	27	246,044	23,905	10,643	96,935	19,820	-----	6,067	1,798	5,219
D- 2,500 - 4,999	52	9	279,794	35,107	6,495	89,744	15,911	977	7,518	1,491	2,008
E- 5,000 - 9,999	36	8	402,334	64,018	10,207	167,675	23,411	103	8,426	500	10,568
F- 10,000 - 24,999	12	1	94,944	-----	21,000	29,810	3,851	105	1,143	466	1,052
G- 25,000 - 49,999	9	---	-----	-----	-----	-----10	-----	-----	-----	-----	-----
H- OVER 50,000	8	1	472,869	104,874	-----	161,368	27,394	-----	9,188	884	-----
I- COUNTY LIBRARIES	4	1	49,801	9,369	-----	6,449	891	-----	-----	-----	-----
REGION NM TOTALS	519	101	\$ 1,709,628	\$ 250,093	\$ 57,347	\$ 652,096	\$ 106,238	\$ 1,206	\$ 39,361	\$ 6,530	\$ 29,448

ANNUAL EXPENDITURES IN DOLLARS SUMMARY - REGION SE TOTALS

SIZE GROUPS	NO. TOT	LIBR RPT	1 SALARIES AND WAGES	2 FRINGE BENEFITS	3 CITY/COUNTY BENEFITS	4 BOOKS	5 PERIOD., SERIALS	6 MICROFORM	7 RECORDING	8 COMPUTER SOFTWARE	9 OTHER MATERIALS
A- 0 - 499	114	10	\$ 9,807	\$ 1,536	\$-----	\$ 13,603	\$ 575	\$-----	\$ 1,252	\$-----	\$ 9
B- 500 - 999	140	11	39,634	3,758	946	18,711	2,009	169	2,169	-----	1,214
C- 1,000 - 2,499	144	15	107,822	9,465	7,670	41,870	5,060	128	3,524	420	3,668
D- 2,500 - 4,999	52	4	68,064	6,026	2,261	23,086	4,554	-----	1,182	-----	398
E- 5,000 - 9,999	36	4	216,320	47,729	-----	45,143	7,280	291	1,599	100	46,165
F- 10,000 - 24,999	12	4	600,777	44,984	64,580	165,934	30,743	672	16,201	792	9,193
G- 25,000 - 49,999	9	3	648,058	33,950	135,858	133,835	23,889	3,085	9,859	500	15,657
H- OVER 50,000	8	1	685,744	158,911	-----	104,643	17,540	-----	5,200	-----	-----
I- COUNTY LIBRARIES	4	1	191,705	33,772	-----	45,540	8,863	-----	700	-----	-----
REGION SE TOTALS	519	53	\$ 2,567,931	\$ 340,131	\$ 211,315	\$ 592,365	\$ 100,513	\$ 4,345	\$ 41,686	\$ 1,812	\$ 76,304

10 PLANT OPERATIONS	11 CITY/COUNTY PLANT OPER.	12 EQUIPMENT	13 OTHER EXPENDITURE	14 CAPITAL OUTLAY	15 TOTAL	16 POPULATION OF LIBRARY	17 PER CAPITA EXPENDITURE
\$ 15,045	\$ 10,923	\$ 8,420	\$ 10,895	\$ 5,460	\$ 161,294	8,162	\$ 19.76
25,293	12,832	13,403	18,048	-----	278,796	22,231	12.54
67,371	13,190	17,130	44,876	67,239	620,237	41,352	15.00
51,166	9,155	15,417	31,654	22,623	569,060	30,640	18.57
91,124	19,790	8,003	74,913	63,757	944,829	60,986	15.49
24,038	-----	1,647	5,393	4,484	187,933	11,726	16.03
-----	-----	-----	-----	-----	-----	-----	-----
74,489	-----	4,007	166,530	24,422	1,046,025	82,003	12.76
11,063	-----	1,264	1,238	-----	80,075	15,697	5.10
\$ 359,589	\$ 65,890	\$ 69,291	\$ 353,547	\$ 187,985	\$ 3,888,249	272,797	\$ 14.25

10 PLANT OPERATIONS	11 CITY/COUNTY PLANT OPER.	12 EQUIPMENT	13 OTHER EXPENDITURE	14 CAPITAL OUTLAY	15 TOTAL	16 POPULATION OF LIBRARY	17 PER CAPITA EXPENDITURE
\$ 7,024	\$ 700	\$ 989	\$ 4,064	\$ 632	\$ 40,191	3,439	\$ 11.69
7,861	7,642	2,041	9,947	6,001	102,102	8,267	12.35
24,785	13,210	10,371	15,016	5,479	248,488	21,331	11.65
17,244	7,500	4,358	6,200	11,386	152,259	12,258	12.42
43,571	700	10,903	21,274	26,833	467,908	29,892	15.65
37,292	9,000	25,603	79,737	19,725	1,105,233	61,152	18.07
96,087	-----	4,824	116,979	54,743	1,277,324	84,291	15.15
97,071	77,871	11,518	117,043	-----	1,275,541	103,264	12.35
13,869	-----	26,814	58,155	-----	379,418	25,000	15.18
\$ 344,804	\$ 116,623	\$ 97,421	\$ 428,415	\$ 124,799	\$ 5,048,464	348,894	\$ 14.47

10 PLANT OPERATIONS	11 CITY/COUNTY PLANT OPER.	12 EQUIPMENT	13 OTHER EXPENDITURE	14 CAPITAL OUTLAY	15 TOTAL	16 POPULATION OF LIBRARY	17 PER CAPITA EXPENDITURE
\$ 4,311	\$ 9,040	\$ 6,980	\$ 4,459	\$ 3,740	\$ 87,395	5,035	\$ 17.36
9,607	6,219	1,345	6,689	1,752	99,369	8,757	11.35
48,716	28,936	16,081	23,540	24,730	489,478	36,252	13.50
29,324	-----	5,645	11,008	1,473	229,294	20,828	11.01
68,316	5,095	15,647	50,402	67,341	714,436	45,397	15.74
-----	-----	-----	-----	-----	-----	-----	-----
-----	-----	-----	-----	-----	-----	-----	-----
76,885	-----	3,706	44,232	24,925	641,109	56,449	11.36
-----	-----	-----	-----	-----	-----	-----	-----
\$ 237,159	\$ 49,290	\$ 49,404	\$ 140,330	\$ 123,961	\$ 2,261,081	172,718	\$ 13.09

ANNUAL EXPENDITURES BY PERCENTAGES SUMMARY - REGION C

SIZE GROUPS	NO. TOT	LIBR RPT	1 SALARIES AND WAGES	2 FRINGE BENEFITS	3 CITY/COUNTY BENEFITS	4 BOOKS	5 PERIOD., SERIALS	6 MICROFORM	7 RECORDING	8 COMPUTER SOFTWARE	9 OTHER MATERIALS	10 PLANT OPERATIONS	11 CITY/COUNTY PLANT OPER.	12 EQUIPMENT	13 OTHER EXPENDITURE	14 CAPITAL OUTLAY
A- 0 - 499	114	6	35.45	.62	1.52	21.90	3.61	-----	3.36	-----	1.81	9.63	14.95	2.23	3.22	1.66
B- 500 - 999	140	16	41.02	2.30	2.75	18.37	1.81	-----	4.34	.08	1.06	7.51	6.65	2.94	7.28	3.84
C- 1,000 - 2,499	144	16	38.52	5.41	1.67	19.76	1.35	-----	1.29	.11	2.44	13.26	1.60	3.76	8.17	2.60
D- 2,500 - 4,999	52	6	46.91	5.40	1.40	18.21	2.43	-----	1.70	.26	.45	9.21	1.16	4.47	7.70	.63
E- 5,000 - 9,999	36	4	49.86	2.21	4.67	16.80	2.43	.11	1.56	.09	.01	9.11	-----	3.78	7.37	1.95
F- 10,000 - 24,999	12	6	45.87	9.05	-----	14.95	1.63	.01	1.82	.01	.38	8.90	-----	1.47	7.76	8.09
G- 25,000 - 49,999	9	2	42.09	5.43	2.41	9.20	1.57	.29	.94	.06	.25	6.78	-----	6.54	5.24	19.13
H- OVER 50,000	8	1	51.09	7.58	-----	5.10	.85	-----	.45	-----	.47	3.69	-----	2.47	27.88	.37
I- COUNTY LIBRARIES	4	1	36.79	1.07	-----	2.13	-----	-----	-----	-----	-----	-----	-----	.34	59.65	-----
REGION C		58	46.90	6.80	.80	9.70	1.30	-----	1.00	-----	.40	6.20	.30	3.20	16.70	6.00

ANNUAL EXPENDITURES BY PERCENTAGES SUMMARY - REGION EC

SIZE GROUPS	NO. TOT	LIBR RPT	1 SALARIES AND WAGES	2 FRINGE BENEFITS	3 CITY/COUNTY BENEFITS	4 BOOKS	5 PERIOD., SERIALS	6 MICROFORM	7 RECORDING	8 COMPUTER SOFTWARE	9 OTHER MATERIALS	10 PLANT OPERATIONS	11 CITY/COUNTY PLANT OPER.	12 EQUIPMENT	13 OTHER EXPENDITURE	14 CAPITAL OUTLAY
A- 0 - 499	114	7	26.53	21.50	.21	17.13	1.37	-----	.97	-----	1.73	3.28	15.97	5.81	3.34	2.11
B- 500 - 999	140	22	35.39	2.43	1.92	22.98	1.90	.16	1.38	-----	.67	9.03	3.91	3.92	7.63	8.61
C- 1,000 - 2,499	144	17	36.88	3.68	1.36	16.83	2.45	-----	1.36	.07	.89	7.63	3.34	3.77	7.02	14.62
D- 2,500 - 4,999	52	8	36.57	3.37	1.01	16.22	2.90	.12	.42	.09	1.52	8.18	.75	1.17	3.73	23.87
E- 5,000 - 9,999	36	4	29.51	4.76	-----	7.55	1.18	-----	.46	-----	.28	4.75	-----	.98	4.06	46.42
F- 10,000 - 24,999	12	1	49.00	9.41	-----	15.04	2.55	-----	-----	-----	-----	11.71	-----	3.34	4.33	4.59
G- 25,000 - 49,999	9	1	47.03	.22	5.83	11.84	19.21	-----	.52	-----	.01	9.96	.44	-----	.85	4.04
H- OVER 50,000	8	2	54.17	11.52	-----	7.18	1.87	.01	2.38	.11	.09	12.16	-----	3.15	7.33	-----
I- COUNTY LIBRARIES	4	---	-----	-----	-----	-----	-----	-----	-----	-----	-----	-----	-----	-----	-----	-----
REGION EC		62	46.20	8.00	.70	10.00	3.40	-----	1.50	-----	.30	10.00	.60	2.50	5.80	10.50



ANNUAL EXPENDITURES BY PERCENTAGES SUMMARY - REGION NC

SIZE GROUPS	NO. TOT	LIBR RPT	1 SALARIES AND WAGES	2 FRINGE BENEFITS	3 CITY/COUNTY BENEFITS	4 BOOKS	5 PERIOD., SERIALS	6 MICROFORM	7 RECORDING	8 COMPUTER SOFTWARE	9 OTHER MATERIALS	10 PLANT OPERATIONS	11 CITY/COUNTY PLANT OPER.	12 EQUIPMENT	13 OTHER EXPENDITURE	14 CAPITAL OUTLAY
A- 0 - 499	114	30	32.99	4.22	.29	17.47	2.80	-----	5.50	.72	2.50	8.58	5.66	5.12	7.95	6.13
B- 500 - 999	140	21	33.27	4.20	1.14	21.25	4.43	.24	5.37	.75	1.97	8.75	4.25	5.46	7.44	1.42
C- 1,000 - 2,499	144	15	25.29	2.66	.96	15.36	2.41	-----	2.85	.53	1.30	6.06	4.98	1.06	7.60	28.88
D- 2,500 - 4,999	52	9	43.51	5.94	.49	16.19	2.78	.16	1.95	.69	.74	8.23	.63	2.17	5.64	10.82
E- 5,000 - 9,999	36	5	48.13	6.91	1.38	17.65	2.45	.01	1.64	.59	.73	6.57	-----	.89	11.96	1.02
F- 10,000 - 24,999	12	---	-----	-----	-----	-----	-----	-----	-----	-----	-----	-----	-----	-----	-----	-----
G- 25,000 - 49,999	9	2	51.01	11.12	-----	11.43	2.79	.26	2.37	-----	.13	12.32	-----	5.14	3.37	-----
H- OVER 50,000	8	---	-----	-----	-----	-----	-----	-----	-----	-----	-----	-----	-----	-----	-----	-----
I- COUNTY LIBRARIES	4	---	-----	-----	-----	-----	-----	-----	-----	-----	-----	-----	-----	-----	-----	-----
REGION NC		82	41.70	6.50	.60	15.90	2.80	.10	2.80	.50	.90	8.60	1.80	3.00	7.20	7.00

ANNUAL EXPENDITURES BY PERCENTAGES SUMMARY - REGION NE

SIZE GROUPS	NO. TOT	LIBR RPT	1 SALARIES AND WAGES	2 FRINGE BENEFITS	3 CITY/COUNTY BENEFITS	4 BOOKS	5 PERIOD., SERIALS	6 MICROFORM	7 RECORDING	8 COMPUTER SOFTWARE	9 OTHER MATERIALS	10 PLANT OPERATIONS	11 CITY/COUNTY PLANT OPER.	12 EQUIPMENT	13 OTHER EXPENDITURE	14 CAPITAL OUTLAY
A- 0 - 499	114	15	26.27	1.84	.64	19.93	2.80	-----	.42	-----	2.73	2.90	9.96	22.73	3.40	6.34
B- 500 - 999	140	24	34.86	3.96	.52	18.08	1.86	.15	.65	.37	1.17	11.33	3.86	4.74	5.78	12.60
C- 1,000 - 2,499	144	24	44.94	3.44	1.67	20.07	3.21	.01	2.16	.26	1.07	10.13	3.65	3.63	5.43	.27
D- 2,500 - 4,999	52	8	41.24	3.28	3.51	21.71	2.80	.01	.37	.23	.81	6.78	.93	7.40	8.07	2.78
E- 5,000 - 9,999	36	3	51.04	4.43	4.63	15.49	2.96	.03	.55	-----	-----	12.67	-----	.20	7.68	.25
F- 10,000 - 24,999	12	---	-----	-----	-----	-----	-----	-----	-----	-----	-----	-----	-----	-----	-----	-----
G- 25,000 - 49,999	9	1	50.79	14.36	-----	16.59	1.84	.47	1.60	-----	.79	6.03	-----	.27	7.21	-----
H- OVER 50,000	8	2	46.86	12.96	-----	8.87	2.88	.15	1.19	.04	-----	10.83	-----	1.86	12.87	1.44
I- COUNTY LIBRARIES	4	---	-----	-----	-----	-----	-----	-----	-----	-----	-----	-----	-----	-----	-----	-----
REGION NE		77	45.10	9.00	1.00	14.10	2.70	.10	1.10	.10	.40	9.70	1.20	3.20	9.40	2.20

ANNUAL EXPENDITURES BY PERCENTAGES SUMMARY - REGION NW

SIZE GROUPS	NO. TOT	LIBR RPT	1 SALARIES AND WAGES	2 FRINGE BENEFITS	3 CITY/COUNTY BENEFITS	4 BOOKS	5 PERIOD., SERIALS	6 MICROFORM	7 RECORDING	8 COMPUTER SOFTWARE	9 OTHER MATERIALS	10 PLANT OPERATIONS	11 CITY/COUNTY PLANT OPER.	12 EQUIPMENT	13 OTHER EXPENDITURE	14 CAPITAL OUTLAY
A- 0 - 499	114	25	32.26	2.93	3.48	22.66	2.81	-----	2.46	-----	1.90	9.32	6.77	5.22	6.75	3.38
B- 500 - 999	140	29	40.10	2.89	1.21	22.79	3.73	-----	1.09	.49	2.70	9.07	4.60	4.80	6.47	-----
C- 1,000 - 2,499	144	27	39.66	3.85	1.71	15.62	3.19	-----	.97	.28	.84	10.86	2.12	2.76	7.23	10.84
D- 2,500 - 4,999	52	9	49.16	6.16	1.14	15.77	2.79	.17	1.32	.26	.35	8.99	1.60	2.70	5.56	3.97
E- 5,000 - 9,999	36	8	42.58	6.77	1.08	17.74	2.47	.01	.89	.05	1.11	9.64	2.09	.84	7.92	6.74
F- 10,000 - 24,999	12	1	50.52	-----	11.17	15.86	2.04	.05	.60	.24	.55	12.79	-----	.87	2.86	2.38
G- 25,000 - 49,999	9	---	-----	-----	-----	-----	-----	-----	-----	-----	-----	-----	-----	-----	-----	-----
H- OVER 50,000	8	1	45.20	10.02	-----	15.42	2.61	-----	.87	.08	-----	7.12	-----	.38	15.92	2.33
I- COUNTY LIBRARIES	4	1	62.19	11.70	-----	8.05	1.11	-----	-----	-----	-----	13.81	-----	1.57	1.54	-----
REGION NW		101	43.90	6.40	1.40	16.70	2.70	-----	1.00	.10	.70	9.20	1.60	1.70	9.00	4.80

ANNUAL EXPENDITURES BY PERCENTAGES SUMMARY - REGION SE

SIZE GROUPS	NO. TOT	LIBR RPT	1 SALARIES AND WAGES	2 FRINGE BENEFITS	3 CITY/COUNTY BENEFITS	4 BOOKS	5 PERIOD., SERIALS	6 MICROFORM	7 RECORDING	8 COMPUTER SOFTWARE	9 OTHER MATERIALS	10 PLANT OPERATIONS	11 CITY/COUNTY PLANT OPER.	12 EQUIPMENT	13 OTHER EXPENDITURE	14 CAPITAL OUTLAY
A- 0 - 499	114	10	24.40	3.82	-----	33.84	1.43	-----	3.11	-----	.02	17.47	1.74	2.46	10.11	1.57
B- 500 - 999	140	11	38.81	3.68	.92	18.32	1.96	.16	2.12	-----	1.18	7.69	7.48	1.99	9.74	5.87
C- 1,000 - 2,499	144	15	43.39	3.80	3.08	16.84	2.03	.05	1.41	.16	1.47	9.97	5.31	4.17	6.04	2.20
D- 2,500 - 4,999	52	4	44.70	3.95	1.48	15.16	2.99	-----	.77	-----	.26	11.32	4.92	2.86	4.07	7.47
E- 5,000 - 9,999	36	4	46.23	10.20	-----	9.64	1.55	.06	.34	.02	9.86	9.31	.14	2.33	4.54	5.73
F- 10,000 - 24,999	12	4	54.35	4.07	5.84	15.01	2.78	.06	1.46	.07	.83	3.37	.81	2.31	7.21	1.78
G- 25,000 - 49,999	9	3	50.73	2.65	10.63	10.47	1.87	.24	.77	.03	1.22	7.52	-----	.37	9.15	4.28
H- OVER 50,000	8	1	53.76	12.45	-----	8.20	1.37	-----	.40	-----	-----	7.61	6.10	.90	9.17	-----
I- COUNTY LIBRARIES	4	1	50.52	8.90	-----	12.00	2.33	-----	.18	-----	-----	3.65	-----	7.06	15.32	-----
REGION SE		53	50.80	6.70	4.10	11.70	1.90	-----	.80	-----	1.50	6.80	2.30	1.90	8.40	2.40

ANNUAL EXPENDITURES BY PERCENTAGES SUMMARY - REGION SW

SIZE GROUPS	NO. TOT	LIBR RPT	1 SALARIES AND WAGES	2 FRINGE BENEFITS	3 CITY/COUNTY BENEFITS	4 BOOKS	5 PERIOD., SERIALS	6 MICROFORM	7 RECORDING	8 COMPUTER SOFTWARE	9 OTHER MATERIALS	10 PLANT OPERATIONS	11 CITY/COUNTY PLANT OPER.	12 EQUIPMENT	13 OTHER EXPENDITURE	14 CAPITAL OUTLAY
A- 0 - 499	114	13	37.49	1.28	1.40	22.41	2.00	-----	1.83	-----	.90	4.93	10.34	7.98	5.10	4.27
B- 500 - 999	140	12	40.20	3.04	1.11	26.43	1.65	-----	.48	-----	1.27	9.66	6.25	1.35	6.73	1.76
C- 1,000 - 2,499	144	24	40.41	5.73	1.44	18.56	2.47	.01	1.43	.04	.86	9.95	5.91	3.28	4.80	5.05
D- 2,500 - 4,999	52	6	54.36	4.73	2.39	11.16	2.61	.29	2.95	-----	.77	12.78	-----	2.46	4.80	.64
E- 5,000 - 9,999	36	7	43.52	7.49	3.51	12.59	2.05	.04	.79	.20	.83	9.56	.71	2.19	7.05	9.42
F- 10,000 - 24,999	12	---	-----	-----	-----	-----	-----	-----	-----	-----	-----	-----	-----	-----	-----	-----
G- 25,000 - 49,999	9	---	-----	-----	-----	-----	-----	-----	-----	-----	-----	-----	-----	-----	-----	-----
H- OVER 50,000	8	1	54.44	-----	9.04	10.05	2.97	-----	.03	-----	.08	11.99	-----	.57	6.89	3.88
I- COUNTY LIBRARIES	4	---	-----	-----	-----	-----	-----	-----	-----	-----	-----	-----	-----	-----	-----	-----
REGION SW		63	46.60	4.20	4.30	14.00	2.40	-----	.90	-----	.60	10.40	2.10	2.10	6.20	5.40

## LIBRARY REPORT OF EXPENDITURES

(PART 1)

NAME	REG CD.	SZ. CD.	SALARIES AND WAGES	FRINGE BENEFITS	CITY/COUNTY BENEFITS	BOOKS	PERIOD., SERIALS	MICROFORM	RECORDING	COMPUTER SOFTWARE	OTHER MATERIALS	SUBTOTAL
ACKLEY PUBLIC LIBRAR	NC	C	\$7,808	\$903	-	\$5,487	\$821	-	\$1,611	-	\$43	\$16,673
ADAIR PUBLIC LIBRARY	SW	B	\$2,946	\$310	-	\$2,978	\$258	-	\$219	-	-	\$6,711
ADEL PUBLIC LIBRARY	C	D	\$18,032	\$1,958	-	\$6,734	\$515	-	-	-	-	\$27,239
AGENCY PUBLIC LIBRAR	SE	B	\$758	\$62	-	\$2,038	\$240	-	-	-	\$320	\$3,418
AKRON PUBLIC LIBRARY	NW	C	\$10,000	-	\$2,400	\$2,000	\$750	-	\$100	\$100	-	\$15,350
ALBERT CITY PUBLIC L	NW	B	\$3,200	\$219	-	\$2,210	\$212	-	-	-	-	\$5,841
ALBERTON PUBLIC LIBR	SW	B	-	-	-	-	-	-	-	-	-	-
ALBIA PUBLIC LIBRARY	SE	D	\$18,079	\$4,469	-	\$7,995	\$1,582	-	\$530	-	-	\$32,655
ALBION PUBLIC LIBRAR	C	B	\$5,460	\$702	-	-	-	-	-	-	-	\$6,162
ALDEN PUBLIC LIBRARY	NC	B	\$9,189	\$1,103	-	\$4,605	\$1,035	-	\$1,631	\$128	-	\$17,691
ALEXANDER PUBLIC LIB	NC	A	\$6,905	\$1,391	-	\$3,710	\$610	-	\$410	-	-	\$13,026
ALGONA PUBLIC LIBRAR	NC	E	\$64,147	\$315	\$9,983	\$21,470	\$2,785	-	\$3,055	\$150	\$2,770	\$104,675
ALLISON PUBLIC LIBRA	NE	C	\$6,910	-	\$1,965	\$2,615	\$1,215	-	\$124	-	\$271	\$13,100
ALTA PUBLIC LIBRARY	NW	C	\$4,977	-	\$592	\$3,000	\$380	-	-	-	-	\$8,949
ALTA VISTA PUBLIC LI	NE	A	\$2,583	\$194	-	\$2,549	-	-	-	-	\$248	\$5,574
ALTON PUBLIC LIBRARY	NW	B	\$9,160	-	\$963	\$3,961	\$1,475	-	\$172	\$429	\$3,192	\$19,352
ALTOONA PUBLIC LIBRA	C	E	\$12,355	\$1,387	-	\$7,264	\$928	\$206	\$552	-	\$46	\$22,738
AMES PUBLIC LIBRARY	C	G	\$506,189	\$91,305	-	\$98,014	\$12,452	\$5,000	\$15,000	\$500	\$3,231	\$731,691
ANAMOSA PUBLIC LIBRA	EC	D	\$13,180	\$1,323	-	\$8,573	\$951	-	\$279	-	\$322	\$24,628
ANITA PUBLIC LIBRARY	SW	C	\$6,071	\$550	-	\$2,646	\$832	-	\$225	-	-	\$10,324
ANKENY PUBLIC LIBRAR	C	F	\$107,117	\$20,423	-	\$39,702	\$4,270	-	\$1,250	\$230	-	\$172,992
ANTHON PUBLIC LIBRAR	NW	B	\$4,094	\$498	-	\$2,929	\$386	-	\$439	-	-	\$8,346
APLINGTON PUBLIC LIB	NE	C	\$6,838	\$500	-	\$6,982	\$305	-	\$140	-	\$84	\$14,849
ARCHER PUBLIC LIBRAR	NW	A	\$900	\$64	-	\$2,050	\$90	-	-	-	\$120	\$3,224
ARLINGTON PUBLIC LIB	NE	A	\$4,109	\$396	-	\$750	\$250	-	\$26	-	\$426	\$5,957
ARMSTRONG PUBLIC LIB	NC	C	\$4,600	-	-	\$2,045	\$651	-	\$22	-	-	\$7,318
ARNOLDS PARK PUBLIC	NW	C	\$5,412	\$567	-	\$2,634	\$757	-	-	-	-	\$9,370
ARTHUR PUBLIC LIBRAR	NW	A	\$1,290	-	-	\$779	\$281	-	-	-	\$120	\$2,470
ASHTON PUBLIC LIBRAR	NW	A	\$4,899	\$466	-	\$1,202	\$426	-	-	-	\$129	\$7,122
ATKINS PUBLIC LIBRAR	EC	B	\$3,400	\$225	\$117	\$3,000	\$400	-	\$530	-	\$620	\$8,292
ATLANTIC PUBLIC LIBR	SW	E	\$31,258	-	\$9,553	\$11,871	\$2,236	-	\$860	\$808	\$165	\$56,751
AUBURN PUBLIC LIBRAR	NW	A	\$2,813	-	-	\$3,232	\$400	-	-	-	\$193	\$6,638
AUDUBON PUBLIC LIBRA	SW	D	\$16,790	\$2,042	-	\$4,608	\$1,216	-	\$506	-	-	\$25,162
AURELIA PUBLIC LIBRA	NW	C	\$3,138	\$226	-	\$3,870	-	-	\$815	-	\$237	\$8,286
AVOCA PUBLIC LIBRARY	SW	C	\$8,553	\$2,531	-	\$4,543	\$479	-	\$497	-	\$752	\$17,355
BAGLEY PUBLIC LIBRAR	SW	A	\$2,142	\$213	-	\$3,013	\$138	-	\$76	-	-	\$5,582
BANCROFT PUBLIC LIBR	NC	C	\$8,721	\$1,107	-	\$3,980	\$1,210	-	\$1,000	-	\$1,098	\$17,116
BATAVIA PUBLIC LIBRA	SE	B	\$697	\$49	-	\$880	\$205	-	-	-	\$111	\$1,942
BAYARD PUBLIC LIBRAR	SW	B	\$7,342	\$1,932	-	\$3,280	\$485	-	\$266	-	\$641	\$13,946
BEAMAN PUBLIC LIBRAR	NE	A	\$3,832	\$417	\$450	\$2,892	\$601	-	-	-	\$1,324	\$9,516
BEDFORD PUBLIC LIBRA	SW	C	\$7,244	\$913	-	\$2,643	\$119	-	-	-	\$334	\$11,253
BELLE PLAINE PUBLIC	EC	D	\$15,328	-	\$2,079	\$5,082	\$473	\$534	\$564	\$420	\$2,058	\$26,538
BELLEVUE PUBLIC LIBR	EC	C	\$22,694	\$5,629	-	\$5,641	\$1,175	-	\$322	-	-	\$35,461
BELMOND PUBLIC LIBRA	NC	D	\$22,276	\$2,863	-	\$12,609	\$1,203	-	\$584	-	\$2,294	\$41,829
BENNETT PUBLIC LIBRA	EC	A	\$1,506	\$10,600	\$106	\$493	-	-	-	-	-	\$12,705
BETTENDORF PUBLIC LI	SE	G	\$262,245	-	\$81,600	\$40,000	\$10,800	-	\$3,989	-	\$6,029	\$404,663
BIRMINGHAM PUBLIC LI	SE	A	-	-	-	\$1,605	\$212	-	-	-	-	\$1,817

## LIBRARY REPORT OF EXPENDITURES

(PART 2)

NAME	REG	SZ.	PLANT	CITY/COUNTY	EQUIPMENT	OTHER OPER.	CAPITAL	SUBTOTAL	TOTAL	POPULATION	PER CAPITA
	CD.	OPERATIONS	PLANT	PLANT OPER.		EXPENDITURE	OUTLAY			OF LIBRARY	EXPENDITURE
ACKLEY PUBLIC LIBRAR	NC	C	\$367	\$11,644	\$365	-	-	\$12,376	\$29,049	1,900	\$15.29
ADAIR PUBLIC LIBRARY	SW	B	\$4,052	\$201	\$792	\$705	-	\$5,750	\$12,461	883	\$14.11
ADEL PUBLIC LIBRARY	C	D	\$2,296	-	\$2,580	\$1,680	-	\$6,556	\$33,795	2,846	\$11.87
AGENCY PUBLIC LIBRAR	SE	B	-	\$300	-	-	-	\$300	\$3,718	657	\$5.66
AKRON PUBLIC LIBRARY	NW	C	\$420	\$1,200	-	\$800	-	\$2,420	\$17,770	1,517	\$11.71
ALBERT CITY PUBLIC L	NW	B	\$1,262	-	-	\$170	-	\$1,432	\$7,273	818	\$8.89
ALBERTON PUBLIC LIBR	SW	B	-	-	-	-	-	-	-	670	-
ALBIA PUBLIC LIBRARY	SE	D	\$8,117	-	\$2,224	\$1,321	\$5,179	\$16,841	\$49,496	4,184	\$11.83
ALBION PUBLIC LIBRAR	C	B	\$132	\$1,346	\$617	\$415	-	\$2,510	\$8,672	739	\$11.73
ALDEN PUBLIC LIBRARY	NC	B	\$2,973	-	\$70	\$3,230	-	\$6,273	\$23,964	953	\$25.15
ALEXANDER PUBLIC LIB	NC	A	\$2,591	-	\$255	-	\$100	\$2,946	\$15,972	190	\$84.06
ALGONA PUBLIC LIBRAR	NC	E	\$14,420	-	\$790	\$15,300	\$1,850	\$32,360	\$137,035	6,289	\$21.79
ALLISON PUBLIC LIBRA	NE	C	-	\$3,959	\$1,318	\$461	-	\$5,738	\$18,838	1,132	\$16.64
ALTA PUBLIC LIBRARY	NW	C	-	\$987	\$191	\$272	\$129	\$1,579	\$10,528	1,720	\$6.12
ALTA VISTA PUBLIC LI	NE	A	-	\$600	\$196	\$99	-	\$895	\$6,469	314	\$20.60
ALTON PUBLIC LIBRARY	NW	B	\$438	\$1,440	\$7,000	\$346	-	\$9,224	\$28,576	986	\$28.98
ALTOONA PUBLIC LIBRA	C	E	\$7,040	-	\$5,136	\$3,284	-	\$15,460	\$38,198	5,764	\$6.63
AMES PUBLIC LIBRARY	C	G	\$93,290	-	\$109,001	\$87,044	\$316,270	\$605,605	\$1,337,296	45,775	\$29.21
ANAMOSA PUBLIC LIBRA	EC	D	\$5,601	-	\$665	\$763	\$195	\$7,224	\$31,852	4,958	\$6.42
ANITA PUBLIC LIBRARY	SW	C	\$850	\$360	\$67	\$355	\$237	\$1,869	\$12,193	1,153	\$10.58
ANKENY PUBLIC LIBRAR	C	F	\$22,173	-	\$2,868	\$33,597	-	\$58,638	\$231,630	15,429	\$15.01
ANTHON PUBLIC LIBRAR	NW	B	\$339	-	\$50	-	-	\$389	\$8,735	687	\$12.71
APLINGTON PUBLIC LIB	NE	C	\$1,687	\$627	\$626	\$351	\$447	\$3,738	\$18,587	1,027	\$18.10
ARCHER PUBLIC LIBRAR	NW	A	\$626	-	\$430	\$1,000	-	\$2,056	\$5,280	134	\$39.40
ARLINGTON PUBLIC LIB	NE	A	-	\$1,429	\$1,177	-	-	\$2,606	\$8,563	498	\$17.19
ARMSTRONG PUBLIC LIB	NC	C	\$1,616	-	-	\$5,806	-	\$7,422	\$14,740	1,153	\$12.78
ARNOLDS PARK PUBLIC	NW	C	\$1,598	-	-	\$517	-	\$2,115	\$11,485	1,051	\$10.93
ARTHUR PUBLIC LIBRAR	NW	A	\$1,319	-	-	\$188	-	\$1,507	\$3,977	288	\$13.81
ASHTON PUBLIC LIBRAR	NW	A	-	\$4,324	\$1,670	\$302	-	\$6,296	\$13,418	441	\$30.43
ATKINS PUBLIC LIBRAR	EC	B	\$870	-	-	\$25	-	\$895	\$9,187	678	\$13.55
ATLANTIC PUBLIC LIBR	SW	E	-	\$2,319	\$943	\$6,279	-	\$9,541	\$66,292	7,789	\$8.51
AUBURN PUBLIC LIBRAR	NW	A	-	\$450	-	-	-	\$450	\$7,088	320	\$22.15
AUDUBON PUBLIC LIBRA	SW	D	\$3,809	-	-	\$713	\$122	\$4,644	\$29,806	2,841	\$10.49
AURELIA PUBLIC LIBRA	NW	C	\$1,347	-	\$2,208	\$690	\$1,794	\$6,039	\$14,325	1,143	\$12.53
AVOCA PUBLIC LIBRARY	SW	C	\$4,052	-	\$124	\$706	\$1,853	\$6,735	\$24,090	1,650	\$14.60
BAGLEY PUBLIC LIBRAR	SW	A	-	\$1,189	\$2,144	\$183	-	\$3,516	\$9,098	370	\$24.59
BANCROFT PUBLIC LIBR	NC	C	\$2,650	-	\$319	\$719	-	\$3,688	\$20,804	1,082	\$19.23
BATAVIA PUBLIC LIBRA	SE	B	-	\$600	-	-	-	\$600	\$2,542	525	\$4.84
BAYARD PUBLIC LIBRAR	SW	B	\$370	\$2,700	\$106	\$858	-	\$4,034	\$17,980	637	\$28.23
BEAMAN PUBLIC LIBRAR	NE	A	\$857	\$2,403	\$69	\$65	-	\$3,394	\$12,910	219	\$58.95
BEDFORD PUBLIC LIBRA	SW	C	\$4,201	-	\$52	\$134	\$8,772	\$13,159	\$24,412	1,692	\$14.43
BELLE PLAINE PUBLIC	EC	D	\$4,848	-	\$864	\$549	-	\$6,261	\$32,799	2,903	\$11.30
BELLEVUE PUBLIC LIBR	EC	C	\$1,604	\$3,069	-	\$3,597	\$20,564	\$28,834	\$64,295	2,450	\$26.24
BELMOND PUBLIC LIBRA	NC	D	\$9,631	-	\$3,078	\$1,508	\$16,951	\$31,168	\$72,997	2,505	\$29.14
BENNETT PUBLIC LIBRA	EC	A	\$322	\$320	\$488	\$227	-	\$1,357	\$14,062	458	\$30.70
BETTENDORF PUBLIC LI	SE	G	\$52,987	-	-	\$85,838	\$17,100	\$155,925	\$560,588	27,381	\$20.47
BIRMINGHAM PUBLIC LI	SE	A	\$587	-	-	-	-	\$587	\$2,404	410	\$5.86

## LIBRARY REPORT OF EXPENDITURES

(PART 1)

NAME	REG SZ. CD.	SALARIES AND WAGES	FRINGE BENEFITS	CITY/COUNTY BENEFITS	BOOKS	PERIOD., SERIALS	MICROFORM	RECORDING	COMPUTER SOFTWARE	OTHER MATERIALS	SUBTOTAL
BLAIRSTOWN PUBLIC LI EC	B	\$5,053	-	\$621	\$1,867	\$197	\$342	\$580	-	-	\$8,660
BLAKESBURG PUBLIC LI SE	A	\$1,213	\$135	-	\$4,537	\$6	-	\$122	-	-	\$6,013
BLOOMFIELD PUBLIC LI SE	D	\$24,160	-	\$1,029	\$4,543	\$1,296	-	\$612	-	-	\$31,640
BODE PUBLIC LIBRARY NC	A	\$2,650	\$152	\$152	\$1,460	\$249	-	\$543	-	\$222	\$5,428
BONAPARTE PUBLIC LIB SE	A	\$682	-	-	\$845	\$16	-	-	-	-	\$1,543
BONDURANT COMMUNITY C	C	\$6,700	\$849	-	-	-	-	-	\$400	-	\$7,949
BOONE PUBLIC LIBRARY C	F	\$92,181	\$24,244	-	\$37,319	\$3,115	\$204	\$5,316	-	-	\$162,379
BOYDEN PUBLIC LIBRAR NW	B	\$5,270	\$1,155	-	\$3,480	\$761	-	\$90	-	-	\$10,756
BRITT PUBLIC LIBRARY NC	C	\$7,906	\$561	-	\$5,526	\$826	-	-	-	-	\$14,819
BROOKLYN PUBLIC LIBR EC	C	\$7,100	\$916	-	\$1,531	\$649	-	-	-	-	\$10,196
BUFFALO CENTER PUBLI NC	C	\$3,943	-	-	\$2,458	\$311	-	-	\$25	\$75	\$6,812
BURLINGTON PUBLIC LI SE	G	\$230,612	-	\$54,258	\$57,243	\$5,755	\$800	\$2,430	\$500	-	\$351,598
BURT PUBLIC LIBRARY NC	B	\$4,391	\$932	-	\$1,263	\$271	-	\$557	\$792	\$565	\$8,771
BUSSEY PUBLIC LIBRAR C	B	\$312	\$43	\$3,832	\$1,218	-	-	-	-	\$200	\$5,605
CALAMUS PUBLIC LIBRA EC	A	\$200	-	-	\$400	-	-	-	-	-	\$600
CALLENDER PUBLIC LIB NC	A	\$4,688	\$445	-	\$1,014	\$622	-	\$2,224	-	\$550	\$9,543
CALMAR PUBLIC LIBRAR NE	C	\$2,780	\$201	-	\$2,628	\$356	-	\$66	-	\$204	\$6,235
CAMANCHE PUBLIC EC	D	\$35,216	\$4,306	-	\$8,672	\$3,702	-	\$204	-	\$139	\$52,239
CANTRIL PUBLIC LIBRA SE	A	\$323	\$23	-	\$754	-	-	\$1,034	-	-	\$2,134
CARLISLE PUBLIC LIBR C	D	\$12,394	\$2,586	\$2,586	\$4,946	\$553	-	\$767	-	\$115	\$23,947
CARROLL PUBLIC LIBRA NW	E	\$65,526	\$9,713	-	\$39,892	\$5,499	-	-	\$500	\$174	\$121,304
CARTER LAKE PUBLIC L SW	D	\$7,515	\$1,098	-	\$2,986	\$87	-	\$615	-	-	\$12,301
CASCADE PUBLIC LIBRA NE	C	\$11,350	\$1,627	-	\$5,317	\$516	\$85	-	-	\$154	\$19,049
CASEY PUBLIC LIBRARY SW	A	\$2,305	\$165	-	\$1,993	\$184	-	\$316	-	\$390	\$5,353
CEDAR FALLS PUBLIC L NE	G	\$208,806	\$59,031	-	\$68,211	\$7,581	\$1,963	\$6,605	-	\$3,276	\$355,473
CEDAR RAPIDS PUBLIC EC	H	\$961,386	\$235,179	-	\$125,404	\$29,442	-	\$43,287	-	-	\$1,394,698
CENTER POINT PUBLIC EC	C	\$3,834	\$501	-	\$4,745	\$368	-	\$210	-	\$78	\$9,736
CENTERVILLE PUBLIC L SE	E	\$34,027	\$8,671	-	\$11,600	\$2,218	-	\$90	-	-	\$56,606
CENTRAL CITY PUBLIC EC	C	\$1,949	\$250	-	\$1,636	\$520	-	-	-	\$255	\$4,610
CHARITON PUBLIC LIBR SW	D	\$45,011	-	\$5,486	\$6,743	\$1,486	\$100	\$3,510	-	\$1,779	\$64,115
CHARLES CITY PUBLIC NC	E	\$63,005	\$11,857	-	\$40,448	\$3,453	-	\$3,000	\$1,100	-	\$122,863
CHARTER OAK PUBLIC L NW	B	\$1,587	\$109	-	\$1,369	-	-	-	-	-	\$3,065
CHELSEA PUBLIC LIBRA EC	A	\$3,739	-	-	\$2,340	\$280	-	-	-	\$629	\$6,988
CHEROKEE PUBLIC LIBR NW	E	\$42,790	-	\$10,207	\$11,054	\$1,018	-	\$1,210	-	-	\$66,279
CHURDAN PUBLIC LIBRA C	B	\$4,284	\$339	-	\$3,240	\$315	-	\$2,817	-	\$364	\$11,359
CLARE PUBLIC LIBRARY NC	A	\$3,602	-	-	\$2,578	\$328	-	\$2,060	-	-	\$8,568
CLARENCE PUBLIC LIBR EC	C	\$4,745	-	\$1,059	\$1,471	\$100	-	-	-	-	\$7,375
CLARINDA PUBLIC LIBR SW	E	\$40,583	\$6,952	-	\$10,500	\$2,544	-	\$418	\$150	\$2,950	\$64,097
CLARION PUBLIC LIBRA NC	D	\$18,555	-	\$3,448	\$6,020	\$3,448	\$1,106	\$1,325	\$250	-	\$34,152
CLARKSVILLE PUBLIC L NE	C	\$5,274	-	\$1,357	\$450	-	-	-	-	-	\$7,081
CLEAR LAKE PUBLIC LI NC	E	\$68,940	\$12,298	-	\$20,500	\$3,400	\$128	\$813	-	\$688	\$106,767
CLEARFIELD PUBLIC LI SW	A	\$780	\$56	-	\$296	\$63	-	-	-	\$42	\$1,237
CLEGHORN PUBLIC LIBR NW	A	\$1,964	-	\$136	\$618	\$24	-	\$41	-	-	\$2,783
CLERMONT PUBLIC LIBR NE	B	\$3,532	\$712	-	\$1,645	\$190	-	\$29	-	-	\$6,108
CLINTON PUBLIC LIBRA EC	G	\$244,749	\$1,186	\$30,376	\$61,657	\$100,000	-	\$2,745	-	\$61	\$440,774
COGON PUBLIC LIBRAR EC	B	\$2,330	-	\$301	\$3,505	\$81	-	-	-	-	\$6,217
COLESBURG PUBLIC LIB NE	A	-	-	-	\$996	-	-	-	-	-	\$996

## LIBRARY REPORT OF EXPENDITURES

(PART 2)

NAME	REG SZ. CD.	PLANT OPERATIONS	CITY/COUNTY PLANT OPER.	EQUIPMENT	OTHER OPER. EXPENDITURE	CAPITAL OUTLAY	SUBTOTAL	TOTAL	POPULATION OF LIBRARY	PER CAPITA EXPENDITURE
BLAIRSTOWN PUBLIC LI	EC B	\$1,708	-	\$496	\$464	-	\$2,668	\$11,328	695	\$16.30
BLAKESBURG PUBLIC LI	SE A	-	\$400	-	-	-	\$400	\$6,413	404	\$15.87
BLOOMFIELD PUBLIC LI	SE D	\$3,376	-	\$455	\$3,346	-	\$7,177	\$38,817	2,849	\$13.62
BODE PUBLIC LIBRARY	NC A	\$1,438	\$1,438	\$510	\$650	-	\$4,036	\$9,464	406	\$23.31
BONAPARTE PUBLIC LIB	SE A	\$1,284	-	\$70	\$254	-	\$1,608	\$3,151	489	\$6.44
BONDURANT COMMUNITY	C C	\$1,593	-	\$196	\$5,071	-	\$6,860	\$14,809	1,283	\$11.54
BOONE PUBLIC LIBRARY	C F	\$12,668	-	\$7,590	\$21,299	-	\$41,557	\$203,936	12,602	\$16.18
BOYDEN PUBLIC LIBRAR	NW B	\$1,478	\$1,200	-	\$2,414	-	\$5,092	\$15,848	708	\$22.38
BRITT PUBLIC LIBRARY	NC C	\$3,438	\$100	-	\$1,806	-	\$5,344	\$20,163	2,185	\$9.23
BROOKLYN PUBLIC LIBR	EC C	\$1,981	\$4,095	\$2,426	\$2,372	\$1,300	\$12,174	\$22,370	1,509	\$14.82
BUFFALO CENTER PUBLI	NC C	\$310	\$2,500	\$348	\$566	\$185	\$3,909	\$10,721	1,233	\$8.70
BURLINGTON PUBLIC LI	SE G	\$29,180	-	-	\$17,905	\$32,492	\$79,577	\$431,175	29,529	\$14.60
BURT PUBLIC LIBRARY	NC B	-	\$2,038	\$3,048	\$494	-	\$5,580	\$14,351	689	\$20.83
BUSSEY PUBLIC LIBRAR	C B	-	\$995	\$500	\$50	-	\$1,545	\$7,150	579	\$12.35
CALAMUS PUBLIC LIBRA	EC A	-	\$60	-	\$25	-	\$85	\$685	452	\$1.52
CALLENDER PUBLIC LIB	NC A	\$1,147	\$416	\$240	\$3,764	\$12,000	\$17,567	\$27,110	446	\$60.78
CALMAR PUBLIC LIBRAR	NE C	-	-	\$499	\$119	-	\$618	\$6,853	1,053	\$6.51
CAMANCHE PUBLIC	EC D	\$7,760	-	\$2,154	\$130	\$5,888	\$15,932	\$68,171	4,725	\$14.43
CANTRIL PUBLIC LIBRA	SE A	\$689	-	\$150	\$252	-	\$1,091	\$3,225	299	\$10.79
CARLISLE PUBLIC LIBR	C D	\$2,845	-	\$303	\$1,002	-	\$4,150	\$28,097	3,073	\$9.14
CARROLL PUBLIC LIBRA	NW E	-	\$15,000	\$1,710	\$6,593	-	\$23,303	\$144,607	9,705	\$14.90
CARTER LAKE PUBLIC L	SW D	\$5,301	-	\$165	\$4,679	-	\$10,145	\$22,446	3,438	\$6.53
CASCADE PUBLIC LIBRA	NE C	\$2,411	-	\$676	\$269	-	\$3,356	\$22,405	1,912	\$11.72
CASEY PUBLIC LIBRARY	SW A	\$1,274	\$1,200	\$944	\$258	\$1,422	\$5,098	\$10,451	473	\$22.10
CEDAR FALLS PUBLIC L	NE G	\$24,788	-	\$1,147	\$29,667	-	\$55,602	\$411,075	36,322	\$11.32
CEDAR RAPIDS PUBLIC	EC H	\$265,052	-	-	\$226,450	-	\$491,502	\$1,886,200	110,243	\$17.11
CENTER POINT PUBLIC	EC C	\$660	-	\$1,349	\$58	-	\$2,067	\$11,803	1,591	\$7.42
CENTERVILLE PUBLIC L	SE E	\$9,481	-	-	-	-	\$9,481	\$66,087	6,558	\$10.08
CENTRAL CITY PUBLIC	EC C	\$1,564	-	-	\$18	\$4,550	\$6,132	\$10,742	1,067	\$10.07
CHARITON PUBLIC LIBR	SW D	\$9,327	-	\$3,466	\$2,399	-	\$15,192	\$79,307	4,987	\$15.90
CHARLES CITY PUBLIC	NC E	\$14,790	-	\$2,488	\$6,740	-	\$24,018	\$146,881	8,778	\$16.73
CHARTER OAK PUBLIC L	NW B	\$970	-	\$747	\$669	-	\$2,386	\$5,451	615	\$8.86
CHELSEA PUBLIC LIBRA	EC A	-	\$4,600	\$1,000	\$442	\$193	\$6,235	\$13,223	376	\$35.17
CHEROKEE PUBLIC LIBR	NW E	\$7,835	-	\$1,532	\$4,531	\$7,164	\$21,062	\$87,341	7,004	\$12.47
CHURDAN PUBLIC LIBRA	C B	\$1,875	\$2,600	\$2,357	\$2,238	\$2,357	\$11,427	\$22,786	540	\$42.20
CLARE PUBLIC LIBRARY	NC A	\$30	\$1,548	\$822	\$735	-	\$3,135	\$11,703	229	\$51.10
CLARENCE PUBLIC LIBR	EC C	\$1,059	\$912	-	\$497	-	\$2,468	\$9,843	1,001	\$9.83
CLARINDA PUBLIC LIBR	SW E	\$5,250	\$96	\$1,838	\$6,628	-	\$13,812	\$77,909	5,458	\$14.27
CLARION PUBLIC LIBRA	NC D	\$5,022	-	-	\$3,021	\$25,222	\$33,265	\$67,417	3,060	\$22.03
CLARKSVILLE PUBLIC L	NE C	-	\$1,075	-	-	-	\$1,075	\$8,156	1,424	\$5.73
CLEAR LAKE PUBLIC LI	NC E	\$9,550	-	\$150	\$8,720	-	\$18,420	\$125,187	7,458	\$16.79
CLEARFIELD PUBLIC LI	SW A	\$306	-	-	\$64	-	\$370	\$1,607	433	\$3.71
CLEGHORN PUBLIC LIBR	NW A	-	-	\$778	\$319	\$5,460	\$6,557	\$9,340	275	\$33.96
CLERMONT PUBLIC LIBR	NE B	\$973	-	\$187	\$1,129	-	\$2,289	\$8,397	602	\$13.95
CLINTON PUBLIC LIBRA	EC G	\$51,832	\$2,305	-	\$4,450	\$21,024	\$79,611	\$520,385	32,828	\$15.85
COGGON PUBLIC LIBRAR	EC B	-	\$401	\$1,301	\$30	\$14,024	\$15,756	\$21,973	639	\$34.39
COLESBURG PUBLIC LIB	NE A	-	-	\$1,514	\$515	-	\$2,029	\$3,025	463	\$6.53

## LIBRARY REPORT OF EXPENDITURES

(PART 1)

NAME	REG SZ. CD.	SALARIES AND WAGES	FRINGE BENEFITS	CITY/COUNTY BENEFITS	BOOKS	PERIOD., SERIALS	MICROFORM	RECORDING	COMPUTER SOFTWARE	OTHER MATERIALS	SUBTOTAL
COLLINS PUBLIC LIBRA C	A	\$2,568	-	\$378	\$1,008	\$104	-	\$943	-	\$188	\$5,189
COLD PUBLIC LIBRARY C	B	\$4,712	-	-	\$1,558	\$144	-	\$2,230	-	\$282	\$8,926
COLUMBUS JUNCTION PU SE	C	\$7,580	\$776	-	\$3,101	\$456	-	\$229	-	-	\$12,142
CONRAD PUBLIC LIBRAR NE	C	\$19,015	\$1,360	-	\$10,336	\$1,315	\$29	\$194	\$45	\$105	\$32,399
COON RAPIDS PUBLIC NW	C	\$9,975	\$1,631	-	\$286	\$600	-	\$1,125	\$44	\$21	\$13,682
CORALVILLE PUBLIC LI EC	E	\$94,825	\$17,080	-	\$21,523	\$2,077	-	\$2,400	-	-	\$137,905
CORNING PUBLIC LIBRA SW	C	\$17,669	-	\$3,413	\$10,077	\$1,242	-	\$498	-	-	\$32,899
CORRECTIONVILLE PUBL NW	B	\$2,308	\$165	-	\$2,444	-	-	-	-	\$827	\$5,744
CORWITH PUBLIC LIBRA NC	A	\$4,639	\$584	-	\$2,679	\$145	-	-	\$185	\$393	\$8,625
CORYDON PUBLIC LIBRA SW	C	\$6,556	\$636	-	\$3,495	\$455	-	\$22	-	\$433	\$11,597
COULTER PUBLIC LIBRA NC	A	\$3,987	\$1,012	-	\$1,063	\$389	-	\$19	-	\$649	\$7,119
COUNCIL BLUFFS PUBLI SW	H	\$349,072	-	\$57,978	\$64,477	\$19,060	-	\$243	-	\$531	\$491,361
CRESCO PUBLIC LIBRAR NE	D	\$31,926	-	\$4,032	\$13,091	\$2,009	-	\$348	\$350	\$402	\$52,158
CRESTON PUBLIC LIBRA SW	E	\$26,787	\$2,747	\$7,307	\$11,976	\$2,780	\$263	-	-	\$300	\$52,160
CUMBERLAND PUBLIC LI SW	A	\$2,098	-	-	\$1,202	\$25	-	\$606	-	\$200	\$4,131
DALLAS CENTER PUBLIC C	C	\$8,720	\$3,102	-	\$6,980	\$842	-	-	-	-	\$19,644
DAVENPORT PUBLIC LIB SE	H	\$685,744	\$158,911	-	\$104,643	\$17,540	-	\$5,200	-	-	\$972,038
DAYTON PUBLIC LIBRAR NC	B	\$6,598	\$724	-	\$3,028	\$376	-	-	-	\$2,010	\$12,736
DE SOTO PUBLIC LIBRA C	C	\$3,407	-	\$422	\$3,318	\$50	-	-	-	-	\$7,197
DECORAH PUBLIC LIBRA NW	E	\$40,600	-	-	\$25,500	\$3,600	-	-	-	-	\$69,700
DELHI PUBLIC LIBRARY NE	B	\$2,012	-	-	\$1,701	\$45	-	-	-	-	\$3,758
DENISON PUBLIC LIBRA NW	E	\$41,054	\$600	-	\$13,583	\$2,958	-	\$1,613	-	\$3,078	\$62,886
DENVER PUBLIC LIBRAR NE	C	\$18,763	\$2,377	-	\$4,804	\$781	-	\$593	-	\$230	\$27,548
DES MOINES PUBLIC LI C	H	\$1,784,771	\$264,832	-	\$178,338	\$29,858	-	\$15,755	-	\$16,743	\$2,290,297
DEWITT PUBLIC LIBRAR EC	D	\$17,099	\$2,197	-	\$9,943	\$1,194	-	\$555	-	-	\$30,988
DEXTER PUBLIC LIBRAR C	B	\$3,496	-	\$381	\$2,440	-	-	-	-	\$389	\$6,706
DIKE PUBLIC LIBRARY NE	B	\$5,682	\$692	-	\$5,323	-	-	-	-	-	\$11,697
DONNELLSON PUBLIC LI SE	B	\$11,463	\$1,435	-	\$990	\$400	-	\$92	-	-	\$14,380
DOON PUBLIC LIBRARY NW	B	\$1,082	\$76	-	\$495	-	-	-	-	-	\$1,653
DOMS PUBLIC LIBRARY NC	B	\$5,476	\$1,081	-	\$4,272	\$425	-	\$947	\$200	-	\$12,401
DUBUQUE PUBLIC LIBRA NE	H	\$390,539	\$115,493	-	\$70,826	\$32,881	\$3,000	\$4,687	\$400	-	\$617,826
DUMONT PUBLIC LIBRAR NE	B	\$5,649	\$495	-	\$3,314	\$717	-	-	-	-	\$10,175
DUNCOMBE PUBLIC LIBR NC	B	\$4,576	\$1,087	-	\$2,657	-	-	\$800	-	-	\$9,120
DUNKERTON PUBLIC LIB NE	B	\$4,118	\$464	-	\$2,675	\$60	-	-	\$250	\$200	\$7,767
DUNLAP PUBLIC LIBRAR SW	C	\$9,198	-	-	\$1,579	-	-	-	-	-	\$10,777
DYERSVILLE PUBLIC LI NE	D	\$20,857	\$2,292	-	\$10,700	\$1,500	-	\$600	-	-	\$35,949
DYSART PUBLIC LIBRAR EC	C	\$5,169	\$1,429	-	\$4,178	\$1,167	-	\$81	-	\$15	\$12,039
EAGLE GROVE PUBLIC L NC	D	\$38,167	\$5,819	-	\$11,149	\$1,250	-	\$1,980	\$527	-	\$58,892
EARLHAM PUBLIC LIBRA C	C	\$7,539	\$1,211	-	\$1,994	\$694	-	-	-	-	\$11,438
EARLVILLE PUBLIC LIB NE	B	\$3,750	-	\$440	\$3,310	\$305	-	-	-	\$456	\$8,261
EARLY PUBLIC LIBRARY NW	B	\$5,721	-	\$818	\$3,846	\$535	-	\$144	-	-	\$11,064
EDDYVILLE PUBLIC LIB SE	C	\$2,546	\$434	-	\$1,335	\$168	-	\$65	-	-	\$4,548
EDGEWOOD PUBLIC LIBR NE	B	\$4,540	\$527	-	\$2,936	\$559	\$500	-	-	-	\$9,062
ELDON PUBLIC LIBRARY SE	C	\$5,581	-	\$665	\$1,898	\$340	-	-	-	-	\$8,484
ELDORA PUBLIC LIBRAR NC	D	\$22,699	\$4,485	-	\$15,300	\$3,609	-	\$1,526	\$1,295	\$1,395	\$50,309
ELGIN PUBLIC LIBRARY NE	B	\$3,979	\$455	-	\$3,169	\$256	\$19	\$115	-	\$560	\$8,553
ELK HORN PUBLIC LIBR SW	B	\$3,636	-	-	\$4,408	-	-	-	-	-	\$8,044



## LIBRARY REPORT OF EXPENDITURES

(PART 2)

NAME	REG	SZ.	PLANT	CITY/COUNTY	EQUIPMENT	OTHER OPER.	CAPITAL	SUBTOTAL	TOTAL	POPULATION	PER CAPITA
	CD.		OPERATIONS	PLANT OPER.		EXPENDITURE	OUTLAY			OF LIBRARY	EXPENDITURE
COLLINS PUBLIC LIBRA	C	A	\$975	-	-	-	\$600	\$1,575	\$6,764	451	\$15.00
COLO PUBLIC LIBRARY	C	B	\$32	\$800	\$119	\$503	-	\$1,454	\$10,380	808	\$12.85
COLUMBUS JUNCTION PU	SE	C	\$2,144	-	\$307	\$1,941	-	\$4,392	\$16,534	1,429	\$11.57
CONRAD PUBLIC LIBRAR	NE	C	\$871	\$3,000	\$2,245	\$5,253	-	\$11,369	\$43,768	1,133	\$38.63
COON RAPIDS PUBLIC	NW	C	\$293	\$4,000	-	-	-	\$4,293	\$17,975	1,448	\$12.41
CORALVILLE PUBLIC LI	EC	E	\$14,313	-	\$100	\$3,829	\$398,529	\$416,771	\$554,676	7,687	\$72.16
CORNING PUBLIC LIBRA	SW	C	\$5,862	-	\$2,957	\$4,483	-	\$13,302	\$46,201	1,939	\$23.83
CORRECTIONVILLE PUBL	NW	B	-	-	-	-	-	-	\$5,744	935	\$6.14
CORWITH PUBLIC LIBRA	NC	A	\$785	-	\$399	\$9,589	-	\$10,773	\$19,398	480	\$40.41
CORYDON PUBLIC LIBRA	SW	C	\$2,402	-	\$220	-	\$350	\$2,972	\$14,569	1,818	\$8.01
COULTER PUBLIC LIBRA	NC	A	-	\$1,200	\$558	\$297	-	\$2,055	\$9,174	264	\$34.75
COUNCIL BLUFFS PUBLI	SW	H	\$76,885	-	\$3,706	\$44,232	\$24,925	\$149,748	\$641,109	56,449	\$11.36
CRESCO PUBLIC LIBRAR	NE	D	\$4,210	-	\$1,995	\$7,158	-	\$13,363	\$65,521	3,860	\$16.97
CRESTON PUBLIC LIBRA	SW	E	\$7,108	\$2,680	\$1,072	\$3,654	\$5,729	\$20,243	\$72,403	8,429	\$8.59
CUMBERLAND PUBLIC LI	SW	A	-	\$500	\$190	-	-	\$690	\$4,821	351	\$13.74
DALLAS CENTER PUBLIC	C	C	\$4,438	-	-	\$1,046	-	\$5,484	\$25,128	1,360	\$18.48
DAVENPORT PUBLIC LIB	SE	H	\$97,071	\$77,871	\$11,518	\$117,043	-	\$303,503	\$1,275,541	103,264	\$12.35
DAYTON PUBLIC LIBRAR	NC	B	-	\$1,391	-	\$134	-	\$1,525	\$14,261	941	\$15.16
DE SOTO PUBLIC LIBRA	C	C	\$4	\$587	-	\$978	-	\$1,569	\$8,766	1,035	\$8.47
DECORAH PUBLIC LIBRA	NW	E	\$16,380	-	-	\$50,700	-	\$67,080	\$136,780	7,991	\$17.12
DELHI PUBLIC LIBRARY	NE	B	\$598	-	\$956	\$1,057	-	\$2,611	\$6,369	511	\$12.46
DENISON PUBLIC LIBRA	NW	E	\$9,265	\$4,790	-	\$4,738	\$33,154	\$51,947	\$114,833	6,675	\$17.20
DENVER PUBLIC LIBRAR	NE	C	\$4,455	-	\$2,650	\$3,402	-	\$10,507	\$38,055	1,647	\$23.11
DES MOINES PUBLIC LI	C	H	\$128,997	-	\$86,554	\$974,004	\$13,219	\$1,202,774	\$3,493,071	191,003	\$18.29
DEWITT PUBLIC LIBRAR	EC	D	\$1,606	-	\$223	\$3,547	\$95,000	\$100,376	\$131,364	4,512	\$29.11
DEXTER PUBLIC LIBRAR	C	B	-	\$1,532	-	\$124	-	\$1,656	\$8,362	678	\$12.33
DIKE PUBLIC LIBRARY	NE	B	\$1,401	-	-	\$694	-	\$2,095	\$13,792	987	\$13.97
DONNELLSON PUBLIC LI	SE	B	\$2,130	-	\$611	\$971	-	\$3,712	\$18,092	972	\$18.61
DOON PUBLIC LIBRARY	NW	B	\$1,462	-	\$178	\$273	-	\$1,913	\$3,566	537	\$6.64
DOWS PUBLIC LIBRARY	NC	B	\$2,671	-	\$1,949	\$2,221	-	\$6,841	\$19,242	771	\$24.96
DUBUQUE PUBLIC LIBRA	NE	H	\$67,907	-	\$4,068	\$119,444	\$2,354	\$193,773	\$811,599	62,321	\$13.02
DUMONT PUBLIC LIBRAR	NE	B	\$1,254	-	-	\$250	-	\$1,504	\$11,679	815	\$14.33
DUNCOMBE PUBLIC LIBR	NC	B	\$1,038	-	\$347	\$1,921	-	\$3,306	\$12,426	504	\$24.65
DUNKERTON PUBLIC LIB	NE	B	\$9,900	-	\$1,600	-	-	\$11,500	\$19,267	718	\$26.83
DUNLAP PUBLIC LIBRAR	SW	C	\$3,273	-	-	\$193	\$369	\$3,835	\$14,612	1,374	\$10.63
DYERSVILLE PUBLIC LI	NE	D	\$3,500	-	-	-	-	\$3,500	\$39,449	3,825	\$10.31
DYSART PUBLIC LIBRAR	EC	C	\$628	-	\$77	\$9,750	-	\$10,455	\$22,494	1,355	\$16.60
EAGLE GROVE PUBLIC L	NC	D	\$8,099	-	\$2,819	\$4,069	\$1,711	\$16,698	\$75,590	4,324	\$17.48
EARLHAM PUBLIC LIBRA	C	C	\$4,368	-	\$498	\$2,665	\$4,839	\$12,370	\$23,808	1,140	\$20.88
EARLVILLE PUBLIC LIB	NE	B	\$320	\$1,200	\$955	\$70	-	\$2,545	\$10,806	844	\$12.80
EARLY PUBLIC LIBRARY	NW	B	\$255	\$765	-	\$409	-	\$1,429	\$12,493	670	\$18.65
EDDYVILLE PUBLIC LIB	SE	C	-	\$2,100	-	\$50	-	\$2,150	\$6,698	1,116	\$6.00
EDGEWOOD PUBLIC LIBR	NE	B	\$1,475	-	\$879	\$684	-	\$3,038	\$12,100	900	\$13.44
ELDON PUBLIC LIBRARY	SE	C	\$3,148	-	\$81	\$1,183	\$2,233	\$6,645	\$15,129	1,255	\$12.05
ELDORA PUBLIC LIBRAR	NC	D	\$6,902	-	\$686	\$3,089	-	\$10,677	\$60,986	3,063	\$19.91
ELGIN PUBLIC LIBRARY	NE	B	-	\$2,925	\$13	-	-	\$2,938	\$11,491	702	\$16.37
ELK HORN PUBLIC LIBR	SW	B	-	\$120	-	-	-	\$120	\$8,164	746	\$10.94

## LIBRARY REPORT OF EXPENDITURES

(PART 1)

NAME	REG CD.	SZ. AND	SALARIES AND WAGES	FRINGE BENEFITS	CITY/COUNTY BENEFITS	BOOKS	PERIOD., SERIALS	MICROFORM	RECORDING	COMPUTER SOFTWARE	OTHER MATERIALS	SUBTOTAL
ELKADER PUBLIC LIBRA	NE	C	\$6,052	-	\$692	\$3,280	\$552	-	\$249	-	-	\$10,825
ELLIOTT PUBLIC LIBRA	SW	A	\$5,273	-	-	\$1,747	\$193	-	\$146	-	-	\$7,359
ELLSWORTH PUBLIC LIB	NC	A	\$4,305	\$890	-	\$1,922	\$275	-	\$417	-	\$2,008	\$9,817
ELMA PUBLIC LIBRARY	NE	B	\$3,819	-	\$252	\$1,346	\$473	-	-	-	\$1,200	\$7,090
ELY PUBLIC LIBRARY	EC	A	\$1,227	\$175	-	\$1,530	\$135	-	-	-	\$225	\$3,292
EMERSON PUBLIC LIBRA	SW	B	\$1,110	\$93	-	\$570	-	-	-	-	\$521	\$2,294
EMMETSBURG PUBLIC LI	NW	D	\$29,771	-	\$2,040	\$13,903	\$2,478	-	\$204	-	-	\$48,396
ESSEX PUBLIC LIBRARY	SW	C	\$5,223	\$1,061	-	\$1,402	\$190	-	\$30	-	-	\$7,906
ESTHERVILLE PUBLIC L	NW	E	\$60,675	\$20,015	-	\$17,179	\$2,601	\$103	\$924	-	\$3,303	\$104,800
EVANSDALE PUBLIC LIB	NE	D	\$9,568	\$2,555	-	\$2,500	\$234	-	-	-	-	\$14,857
EVERLY PUBLIC LIBRAR	NW	A	\$2,254	-	\$230	\$2,522	-	-	\$110	-	-	\$5,116
EXIRA PUBLIC LIBRARY	SW	B	\$8,238	-	\$1,003	\$6,509	-	-	-	-	-	\$15,750
FAIRBANK PUBLIC LIBR	NE	B	\$7,917	-	\$748	\$1,587	\$400	-	-	\$100	-	\$10,752
FAIRFAX PUBLIC LIBRA	EC	B	\$3,842	\$464	-	\$4,003	-	-	\$47	-	-	\$8,356
FAIRFIELD PUBLIC LIB	SE	E	\$90,961	\$17,349	-	-	-	\$91	-	-	\$38,934	\$147,335
FARMERSBURG PUBLIC L	NE	A	\$1,387	\$134	-	\$1,844	-	-	-	-	-	\$3,365
FARMINGTON PUBLIC LI	SE	B	\$5,083	-	\$627	\$2,175	\$152	-	-	-	\$462	\$8,499
FAYETTE PUBLIC LIBRA	NE	C	\$10,252	-	\$1,242	\$2,747	\$262	-	-	\$296	-	\$14,799
FENTON PUBLIC LIBRAR	NC	A	\$2,984	-	\$320	\$2,500	-	-	-	\$500	-	\$6,304
FERTILE PUBLIC LIBRA	NC	A	\$4,039	-	-	\$2,713	\$267	-	-	\$93	\$172	\$7,284
FONDA PUBLIC LIBRARY	NW	B	\$5,862	\$736	-	\$3,200	\$373	-	-	-	\$500	\$10,671
FONTANELLE PUBLIC LI	SW	B	\$3,312	-	-	\$1,568	\$295	-	-	-	-	\$5,175
FOREST CITY PUBLIC L	NC	D	\$20,965	\$4,363	-	\$11,850	\$1,522	-	-	-	\$75	\$38,775
FORT ATKINSON PUBLIC	NE	A	\$2,809	-	-	\$978	\$274	-	\$153	-	\$405	\$4,619
FORT DODGE PUBLIC LI	NC	G	\$153,646	\$28,921	-	\$38,872	\$5,450	-	\$10,861	-	-	\$237,750
FORT MADISON PUBLIC	SE	F	\$118,785	\$22,871	-	\$28,011	\$4,663	\$672	\$1,331	\$300	\$427	\$177,060
FREDERICKSBURG PUBLI	NE	C	\$4,943	\$351	-	\$1,962	\$394	-	\$85	-	-	\$7,735
GALVA PUBLIC LIBRARY	NW	A	\$2,504	\$85	-	-	-	-	-	-	-	\$2,589
GARDEN GROVE PUBLIC	SW	A	\$720	-	\$420	-	-	-	-	-	\$122	\$1,262
GARNAVILLO PUBLIC LI	NE	B	\$11,013	\$1,331	-	\$4,000	\$275	-	\$150	-	-	\$16,769
GARNER PUBLIC LIBRAR	NC	D	\$24,634	\$4,167	-	\$6,997	\$1,646	-	\$489	\$580	\$114	\$38,627
GARRISON PUBLIC LIBR	EC	A	\$3,005	-	-	\$1,603	\$219	-	\$493	-	\$19	\$5,339
GARWIN PUBLIC LIBRAR	EC	B	\$3,084	\$396	-	\$1,758	\$257	-	\$1,219	-	-	\$6,714
GEORGE PUBLIC LIBRAR	NW	C	\$3,408	-	-	\$3,151	\$605	-	\$173	-	-	\$7,337
GILMAN PUBLIC	C	B	\$2,612	\$173	-	\$708	-	-	-	-	-	\$3,493
GILMORE CITY PUBLIC	NW	B	\$3,715	\$442	-	\$1,651	\$721	-	\$474	-	\$82	\$7,085
GLADBROOK PUBLIC LIB	EC	B	\$5,220	-	\$605	\$3,000	\$300	-	-	-	-	\$9,125
GLENWOOD PUBLIC LIBR	SW	E	\$73,392	\$18,514	-	\$11,717	\$1,830	\$28	\$465	-	\$784	\$106,730
GOWRIE PUBLIC LIBRAR	NC	C	\$4,534	\$595	-	\$2,756	\$428	-	\$5,359	-	-	\$13,672
GRAETTINGER PUBLIC L	NW	B	\$7,159	-	-	\$4,486	\$450	-	\$75	-	-	\$12,170
GRAFTON PUBLIC LIBRA	NC	A	\$2,386	-	\$134	\$1,524	\$442	-	\$1,033	\$172	\$278	\$5,969
GRAND JUNCTION PUBLI	C	B	\$3,753	-	-	\$2,055	\$710	-	\$70	-	\$150	\$6,738
GREENE PUBLIC LIBRAR	NE	C	\$17,922	\$2,029	-	\$5,617	\$1,531	-	\$1,039	-	\$1,280	\$29,418
GREENFIELD PUBLIC LI	SW	C	\$18,158	\$6,759	\$885	\$9,650	\$1,244	-	\$1,227	-	\$320	\$38,243
GRIMES PUBLIC LIBRAR	C	C	\$3,969	-	-	\$1,926	-	-	-	-	-	\$5,895
GRINNELL PUBLIC LIBR	EC	E	\$93,972	\$13,728	-	\$24,002	\$4,873	-	\$785	-	\$1,348	\$138,708
GRISWOLD PUBLIC LIBR	SW	C	\$5,533	\$2,052	-	\$2,236	\$52	-	-	-	-	\$9,873

## LIBRARY REPORT OF EXPENDITURES

(PART 2)

NAME	REG SZ. CD.	PLANT OPERATIONS	CITY/COUNTY PLANT OPER.	EQUIPMENT	OTHER OPER. EXPENDITURE	CAPITAL OUTLAY	SUBTOTAL	TOTAL	POPULATION OF LIBRARY	PER CAPITA EXPENDITURE
ELKADER PUBLIC LIBRA	NE C	\$3,406	\$9,259	\$1,279	\$871	-	\$14,815	\$25,640	1,688	\$15.19
ELLIOTT PUBLIC LIBRA	SW A	\$814	\$2,325	\$1,009	\$650	-	\$4,798	\$12,157	493	\$24.66
ELLSWORTH PUBLIC LIB	NC A	\$1,242	-	\$8,042	\$582	\$6,250	\$16,116	\$25,933	480	\$54.03
ELMA PUBLIC LIBRARY	NE B	\$983	-	\$71	\$949	-	\$2,003	\$9,093	714	\$12.74
ELY PUBLIC LIBRARY	EC A	\$138	\$1,239	\$100	\$305	-	\$1,782	\$5,074	425	\$11.94
EMERSON PUBLIC LIBRA	SW B	-	\$990	-	-	\$1,514	\$2,504	\$4,798	502	\$9.56
EMMETSBURG PUBLIC LI	NW D	\$2,549	-	\$539	\$1,278	-	\$4,366	\$52,762	4,621	\$11.42
ESSEX PUBLIC LIBRARY	SW C	\$335	\$4,436	\$475	\$222	-	\$5,468	\$13,374	1,001	\$13.36
ESTHERVILLE PUBLIC L	NW E	\$12,037	-	\$1,537	\$238	\$5,992	\$19,804	\$124,604	7,518	\$16.57
EVANSDALE PUBLIC LIB	NE D	\$2,859	-	\$52	\$296	-	\$3,207	\$18,064	4,798	\$3.76
EVERLY PUBLIC LIBRAR	NW A	-	\$1,502	\$483	\$286	-	\$2,271	\$7,387	348	\$21.23
EXIRA PUBLIC LIBRARY	SW B	\$2,044	-	-	\$2,340	-	\$4,384	\$20,134	978	\$20.59
FAIRBANK PUBLIC LIBR	NE B	\$1,320	-	\$1,700	\$951	-	\$3,971	\$14,723	980	\$15.02
FAIRFAX PUBLIC LIBRA	EC B	\$1,226	-	\$246	\$5,524	-	\$6,996	\$15,352	683	\$22.48
FAIRFIELD PUBLIC LIB	SE E	\$16,271	-	\$2,302	\$18,343	\$9,090	\$46,006	\$193,341	9,428	\$20.51
FARMERSBURG PUBLIC L	NE A	\$111	\$204	-	\$384	-	\$699	\$4,064	276	\$14.72
FARMINGTON PUBLIC LI	SE B	-	\$2,978	-	\$4,200	-	\$7,178	\$15,677	869	\$18.04
FAYETTE PUBLIC LIBRA	NE C	\$2,066	-	\$41	\$2,842	-	\$4,949	\$19,748	1,515	\$13.03
FENTON PUBLIC LIBRAR	NC A	\$1,638	-	\$150	\$1,188	-	\$2,976	\$9,280	394	\$23.55
FERTILE PUBLIC LIBRA	NC A	\$1,697	-	\$300	\$180	-	\$2,177	\$9,461	372	\$25.43
FONDA PUBLIC LIBRARY	NW B	-	-	\$100	\$150	-	\$250	\$10,921	863	\$12.65
FONTANELLE PUBLIC LI	SW B	\$1,458	\$178	\$447	\$183	-	\$2,266	\$7,441	805	\$9.24
FOREST CITY PUBLIC L	NC D	\$4,054	-	\$775	\$580	-	\$5,409	\$44,184	4,270	\$10.35
FORT ATKINSON PUBLIC	NE A	-	-	-	-	-	-	\$4,619	374	\$12.35
FORT DODGE PUBLIC LI	NC G	\$28,944	-	\$517	\$22,334	-	\$51,795	\$289,545	29,423	\$9.84
FORT MADISON PUBLIC	SE F	\$17,434	-	\$560	\$22,030	\$13,000	\$53,024	\$230,084	13,520	\$17.02
FREDERICKSBURG PUBLI	NE C	\$2,030	-	-	\$404	-	\$2,434	\$10,169	1,075	\$9.46
GALVA PUBLIC LIBRARY	NW A	\$927	-	-	\$1,781	-	\$2,708	\$5,297	420	\$12.61
GARDEN GROVE PUBLIC	SW A	\$181	\$140	-	\$197	-	\$518	\$1,780	297	\$5.99
GARNAVILLO PUBLIC LI	NE B	\$5,225	-	\$500	\$1,425	-	\$7,150	\$23,919	723	\$33.08
GARNER PUBLIC LIBRAR	NC D	\$5,864	\$4,000	\$1,703	\$4,370	\$14,290	\$30,227	\$68,854	2,908	\$23.68
GARRISON PUBLIC LIBR	EC A	\$127	\$1,251	\$444	\$386	-	\$2,208	\$7,547	411	\$18.36
GARWIN PUBLIC LIBRAR	EC B	\$963	-	\$2,598	\$449	-	\$4,010	\$10,724	626	\$17.13
GEORGE PUBLIC LIBRAR	NW C	-	\$1,182	\$1,639	-	-	\$2,821	\$10,158	1,241	\$8.19
GILMAN PUBLIC	C B	\$1,211	-	-	\$451	\$160	\$1,822	\$5,315	642	\$8.28
GILMORE CITY PUBLIC	NW B	\$687	-	\$483	\$395	-	\$1,565	\$8,650	626	\$13.82
GLADBROOK PUBLIC LIB	EC B	-	\$1,000	\$982	\$760	-	\$2,742	\$11,867	970	\$12.23
GLENWOOD PUBLIC LIBR	SW E	\$7,682	-	\$8,534	\$18,062	-	\$34,278	\$141,008	5,280	\$26.71
GOWRIE PUBLIC LIBRAR	NC C	-	\$3,375	-	\$1,843	-	\$5,218	\$18,890	1,089	\$17.35
GRAETTINGER PUBLIC L	NW B	\$144	\$3,506	\$218	\$1,439	-	\$5,307	\$17,477	923	\$18.93
GRAFTON PUBLIC LIBRA	NC A	-	\$3,000	\$955	\$44	-	\$3,999	\$9,968	255	\$39.09
GRAND JUNCTION PUBLI	C B	\$250	\$1,353	\$300	\$700	-	\$2,603	\$9,341	970	\$9.63
GREENE PUBLIC LIBRAR	NE C	\$3,383	-	\$6,167	\$1,477	-	\$11,027	\$40,445	1,332	\$30.36
GREENFIELD PUBLIC LI	SW C	\$2,090	\$5,917	\$2,157	\$2,658	-	\$12,822	\$51,065	2,243	\$22.77
GRIMES PUBLIC LIBRAR	C C	\$1,326	-	-	\$947	\$54	\$2,327	\$8,222	1,973	\$4.17
GRINNELL PUBLIC LIBR	EC E	\$15,434	-	\$573	\$15,976	-	\$31,983	\$170,691	8,868	\$19.25
GRISMOLD PUBLIC LIBR	SW C	\$2,111	-	\$592	-	-	\$2,703	\$12,576	1,176	\$10.69

## LIBRARY REPORT OF EXPENDITURES

(PART 1)

NAME	REG CD.	SZ.	SALARIES AND WAGES	FRINGE BENEFITS	CITY/COUNTY BENEFITS	BOOKS	PERIOD., SERIALS	MICROFORM	RECORDING	COMPUTER SOFTWARE	OTHER MATERIALS	SUBTOTAL
GRUNDY CENTER PUBLIC	NE	D	\$27,336	\$2,227	\$3,338	\$11,165	\$1,770	-	-	\$392	\$2,415	\$48,643
GUTHRIE CENTER PUBLI	SW	C	\$13,243	\$3,078	\$530	\$9,983	\$1,351	\$50	\$1,721	-	\$360	\$30,316
GUTTENBERG PUBLIC LI	NE	C	\$7,175	\$929	-	\$6,390	\$823	-	-	-	-	\$15,317
HAMBURG PUBLIC LIBRA	SW	C	\$8,378	-	-	\$869	\$87	-	-	-	-	\$9,334
HAMPTON PUBLIC LIBRA	NC	D	\$57,976	\$11,195	-	\$18,676	\$2,540	-	\$2,898	\$192	-	\$93,477
HANLONTOWN PUBLIC LI	NC	A	\$1,790	\$382	-	\$1,709	\$228	-	-	\$440	\$275	\$4,824
HARCOURT PUBLIC LIBR	NC	A	\$2,371	\$335	-	\$1,963	\$517	-	\$2,352	-	-	\$7,538
HARLAN PUBLIC LIBRAR	SW	E	\$43,689	\$15,147	-	\$15,069	\$1,552	-	\$2,317	-	\$187	\$77,961
HAVELOCK PUBLIC LIBR	NW	A	\$958	\$137	-	-	-	-	-	-	-	\$1,095
HAWARDEN PUBLIC LIBR	NW	D	\$26,964	\$4,744	-	\$8,079	\$1,906	\$140	\$1,270	\$258	\$526	\$43,887
HAWKEYE PUBLIC LIBRA	NE	B	\$3,920	\$333	-	\$1,390	\$183	-	\$310	-	-	\$6,136
HEDRICK LIBRARY	SE	B	\$2,272	-	\$319	\$915	\$17	-	-	-	-	\$3,523
HIAWATHA PUBLIC LIBR	EC	D	\$18,013	-	\$2,200	\$6,755	\$1,885	-	\$212	-	\$408	\$29,473
HILLSBORO PUBLIC LIB	SE	A	\$1,310	-	-	\$1,074	-	-	-	-	-	\$2,384
HOLSTEIN PUBLIC LIBR	NW	C	\$12,732	\$1,600	-	\$4,555	\$1,000	-	\$80	-	\$268	\$20,235
HOPKINTON PUBLIC LIB	NE	B	\$1,685	\$217	-	\$2,314	\$133	-	-	-	\$329	\$4,678
HUBBARD PUBLIC LIBRA	NC	B	\$4,922	\$1,047	-	\$4,962	\$2,624	\$840	\$2,414	\$300	-	\$17,109
HUDSON PUBLIC LIBRAR	NE	C	\$17,928	-	-	\$9,119	\$1,180	-	\$734	\$500	-	\$29,461
HULL PUBLIC LIBRARY	NW	C	\$9,175	\$1,256	-	\$5,000	\$646	-	-	-	-	\$16,077
HUMBOLDT PUBLIC LIBR	NC	D	\$51,483	\$8,265	-	\$15,294	\$1,855	-	\$2,320	\$413	-	\$79,630
HUMESTON PUBLIC LIBR	SW	B	\$2,302	\$77	\$107	\$1,042	\$104	-	-	-	-	\$3,632
HUXLEY PUBLIC LIBRAR	C	C	\$6,297	\$791	-	\$3,165	\$359	-	\$25	-	-	\$10,637
IDA GROVE PUBLIC LIB	NW	C	\$13,871	\$1,771	-	\$8,151	\$950	-	-	-	-	\$24,743
INDEPENDENCE PUBLIC	NE	E	\$25,964	-	\$6,929	\$9,622	\$2,318	-	-	-	-	\$44,833
INDIANOLA PUBLIC LIB	C	F	\$60,396	\$11,968	-	\$23,778	\$4,878	-	\$1,726	-	-	\$102,746
INWOOD PUBLIC LIBRAR	NW	B	\$2,136	\$149	-	\$1,840	\$275	-	\$97	-	\$37	\$4,534
IONIA PUBLIC LIBRARY	NE	A	\$2,914	-	\$362	\$1,562	\$75	-	-	-	-	\$4,913
IOWA CITY PUBLIC LIB	EC	H	\$711,987	\$120,746	-	\$96,509	\$28,412	\$361	\$30,365	\$3,591	\$2,826	\$994,797
IOWA FALLS PUBLIC LI	NC	E	\$47,793	\$11,860	-	\$18,687	\$2,661	-	\$1,434	\$2,802	\$1,008	\$86,245
JAMAICA PUBLIC LIBRA	SW	A	\$2,576	\$312	-	\$2,277	-	-	-	-	-	\$5,165
JANESVILLE PUBLIC	LI	NE	\$8,047	-	-	\$7,323	\$602	-	\$188	-	\$720	\$16,880
JASPER COUNTY LIBRAR	C	I	\$42,246	\$1,234	-	\$2,450	-	-	-	-	-	\$45,930
JEFFERSON PUBLIC LIB	C	D	\$51,653	\$6,501	-	\$19,344	\$3,053	-	\$2,535	\$768	\$1,020	\$84,874
JEWELL PUBLIC LIBRAR	NC	C	\$7,800	-	-	\$2,000	\$500	-	\$500	-	-	\$10,800
JOICE PUBLIC LIBRARY	NC	A	\$5,643	\$662	-	\$2,928	\$186	-	\$328	\$60	\$1,571	\$11,378
KALONA PUBLIC LIBRAR	SE	C	\$7,344	\$563	-	\$1,430	\$15	-	-	-	-	\$9,352
KANAWHA PUBLIC LIBRA	NC	B	\$4,808	\$580	-	\$1,310	\$539	-	-	-	-	\$7,237
KENSETT PUBLIC LIBRA	NC	A	\$1,604	-	-	\$1,733	\$340	-	-	-	-	\$3,677
KEOKUK PUBLIC LIBRAR	SE	F	\$105,653	\$22,113	-	\$38,181	\$8,485	-	\$2,471	-	\$8,466	\$185,369
KEOSAUQUA PUBLIC LIB	SE	C	\$4,162	\$841	-	\$1,847	\$80	-	\$500	-	-	\$7,430
KEOTA PUBLIC LIBRARY	SE	C	\$6,026	-	\$949	\$1,468	\$592	-	-	-	\$227	\$9,262
KEYSTONE PUBLIC LIBR	EC	B	\$8,270	-	\$1,085	\$4,561	\$632	-	\$544	-	\$50	\$15,142
KINGSLEY PUBLIC LIBR	NW	C	\$5,985	\$733	-	\$4,592	\$785	-	-	-	-	\$12,095
KLEMME PUBLIC LIBRAR	NC	B	\$9,578	\$1,226	-	\$4,919	\$954	-	-	-	-	\$16,677
KNOXVILLE PUBLIC LIB	C	E	\$39,070	\$4,603	-	\$10,095	\$1,343	-	\$224	-	-	\$55,335
LAKE CITY PUBLIC LIB	NW	C	\$14,371	-	\$1,781	\$5,545	\$1,162	-	-	\$290	-	\$23,149
LAKE MILLS PUBLIC LI	NC	C	\$13,093	\$1,440	-	\$9,330	-	-	-	-	-	\$23,863

## LIBRARY REPORT OF EXPENDITURES

(PART 2)

NAME	REG CD.	SZ. OPERATIONS	PLANT CD.	CITY/COUNTY PLANT OPER.	EQUIPMENT	OTHER OPER. EXPENDITURE	CAPITAL OUTLAY	SUBTOTAL	TOTAL	POPULATION OF LIBRARY	PER CAPITA EXPENDITURE
GRUNDY CENTER PUBLIC	NE	D	\$2,258	\$3,912	\$689	\$948	\$7,639	\$15,446	\$64,089	2,880	\$22.25
GUTHRIE CENTER PUBLI	SW	C	\$216	\$6,150	\$137	\$1,886	-	\$8,389	\$38,705	1,713	\$22.59
GUTTENBERG PUBLIC LI	NE	C	\$432	-	\$118	\$1,248	-	\$1,798	\$17,115	2,428	\$7.05
HAMBURG PUBLIC LIBRA	SW	C	\$2,761	-	\$250	\$2,774	-	\$5,785	\$15,119	1,597	\$9.47
HAMPTON PUBLIC LIBRA	NC	D	\$5,200	\$400	\$2,027	\$7,975	\$15,730	\$31,332	\$124,809	4,630	\$26.96
HANLONTOWN PUBLIC LI	NC	A	-	\$1,782	\$565	\$285	\$1,986	\$4,618	\$9,442	213	\$44.33
HARCOURT PUBLIC LIBR	NC	A	\$176	-	-	-	-	\$176	\$7,714	347	\$22.23
HARLAN PUBLIC LIBRAR	SW	E	\$16,291	-	\$3,260	\$5,677	-	\$25,228	\$103,189	5,357	\$19.26
HAVELOCK PUBLIC LIBR	NW	A	-	-	-	\$24	-	\$24	\$1,119	279	\$4.01
HAWARDEN PUBLIC LIBR	NW	D	\$9,606	-	-	\$1,444	-	\$11,050	\$54,937	2,722	\$20.18
HAWKEYE PUBLIC LIBRA	NE	B	\$1,800	-	\$2,125	\$441	-	\$4,366	\$10,502	512	\$20.51
HEDRICK LIBRARY	SE	B	-	\$1,048	-	\$303	-	\$1,351	\$4,874	847	\$5.75
HIAMATHA PUBLIC LIBR	EC	D	-	\$3,204	\$448	\$3,516	-	\$7,168	\$36,641	4,825	\$7.59
HILLSBORO PUBLIC LIB	SE	A	\$486	-	-	-	-	\$486	\$2,870	208	\$13.80
HOLSTEIN PUBLIC LIBR	NW	C	\$2,832	-	\$270	\$284	\$110	\$3,496	\$23,731	1,477	\$16.07
HOPKINTON PUBLIC LIB	NE	B	\$1,383	-	\$1,331	\$571	-	\$3,285	\$7,963	774	\$10.29
HUBBARD PUBLIC LIBRA	NC	B	\$1,928	\$2,400	\$119	\$413	-	\$4,860	\$21,969	852	\$25.79
HUDSON PUBLIC LIBRAR	NE	C	\$3,697	-	\$644	\$2,352	-	\$6,693	\$36,154	2,267	\$15.95
HULL PUBLIC LIBRARY	NW	C	\$6,166	-	-	\$842	-	\$7,008	\$23,085	1,714	\$13.47
HUMBOLDT PUBLIC LIBR	NC	D	\$8,940	-	\$225	-	-	\$9,165	\$88,795	4,794	\$18.52
HUMESTON PUBLIC LIBR	SW	B	-	\$1,530	-	\$1,337	-	\$2,867	\$6,499	671	\$9.69
HUXLEY PUBLIC LIBRAR	C	C	\$201	\$1,236	\$105	\$648	-	\$2,190	\$12,827	1,884	\$6.81
IDA GROVE PUBLIC LIB	NW	C	\$6,511	-	\$112	\$1,287	-	\$7,910	\$32,653	2,285	\$14.29
INDEPENDENCE PUBLIC	NE	E	\$11,221	-	-	\$1,423	-	\$12,644	\$57,477	6,392	\$8.99
INDIANOLA PUBLIC LIB	C	F	\$8,832	-	\$3,203	\$16,008	\$124,110	\$152,153	\$254,899	10,843	\$23.51
INWOOD PUBLIC LIBRAR	NW	B	\$673	-	\$179	\$283	-	\$1,135	\$5,669	755	\$7.51
IONIA PUBLIC LIBRARY	NE	A	-	\$1,277	-	\$404	-	\$1,681	\$6,594	350	\$18.84
IOWA CITY PUBLIC LIB	EC	H	\$110,604	-	\$97,442	-	-	\$208,046	\$1,202,843	50,508	\$23.81
IOWA FALLS PUBLIC LI	NC	E	\$5,150	-	\$1,532	\$14,301	\$1,200	\$22,183	\$108,428	6,174	\$17.56
JAMAICA PUBLIC LIBRA	SW	A	-	\$1,500	\$278	\$246	-	\$2,024	\$7,189	275	\$26.14
JANESVILLE PUBLIC LI	NE	B	\$650	\$2,152	\$1,466	\$719	-	\$4,987	\$21,867	840	\$26.03
JASPER COUNTY LIBRAR	C	I	-	-	\$400	\$68,500	-	\$68,900	\$114,830	19,806	\$5.80
JEFFERSON PUBLIC LIB	C	D	\$12,338	\$250	\$5,684	\$13,186	-	\$31,458	\$116,332	4,854	\$23.97
JEWELL PUBLIC LIBRAR	NC	C	\$5,000	-	\$800	\$3,900	\$800	\$10,500	\$21,300	1,145	\$18.60
JOICE PUBLIC LIBRARY	NC	A	\$279	\$1,717	-	-	-	\$1,996	\$13,374	223	\$59.97
KALONA PUBLIC LIBRAR	SE	C	\$168	\$2,791	\$658	\$289	-	\$3,906	\$13,258	1,862	\$7.12
KANAWHA PUBLIC LIBRA	NC	B	\$290	-	-	\$216	\$1,078	\$1,584	\$8,821	756	\$11.67
KENSETT PUBLIC LIBRA	NC	A	-	\$1,238	-	\$422	\$307	\$1,967	\$5,644	360	\$15.68
KEOKUK PUBLIC LIBRAR	SE	F	\$18,253	-	\$14,298	\$7,921	-	\$40,472	\$225,841	13,536	\$16.68
KEOSAUQUA PUBLIC LIB	SE	C	\$2,425	-	\$260	\$595	-	\$3,280	\$10,710	1,003	\$10.68
KEOTA PUBLIC LIBRARY	SE	C	\$2,853	-	\$1,512	\$1,405	\$1,844	\$7,614	\$16,876	1,034	\$16.32
KEYSTONE PUBLIC LIBR	EC	B	\$3,312	-	\$473	\$1,085	-	\$4,870	\$20,012	618	\$32.38
KINGSLEY PUBLIC LIBR	NW	C	\$4,184	-	-	\$1,170	-	\$5,354	\$17,449	1,209	\$14.43
KLEMME PUBLIC LIBRAR	NC	B	\$1,517	-	\$275	\$509	-	\$2,301	\$18,978	620	\$30.61
KNOXVILLE PUBLIC LIB	C	E	\$4,793	-	-	\$3,527	-	\$8,320	\$63,655	8,143	\$7.82
LAKE CITY PUBLIC LIB	NW	C	\$3,530	-	\$3,375	\$1,249	\$54,405	\$62,559	\$85,708	2,006	\$42.73
LAKE MILLS PUBLIC LI	NC	C	\$1,203	-	-	\$7,479	-	\$8,682	\$32,545	2,281	\$14.27

LIBRARY REPORT OF EXPENDITURES

(PART 1)

NAME	REG CD.	SZ.	SALARIES AND WAGES	FRINGE BENEFITS	CITY/COUNTY BENEFITS	BOOKS	PERIOD., SERIALS	MICROFORM	RECORDING	COMPUTER SOFTWARE	OTHER MATERIALS	SUBTOTAL
LAKE PARK PUBLIC LIB	NW	C	\$5,250	-	\$375	\$1,225	-	-	-	-	-	\$6,850
LAKE VIEW PUBLIC LIB	NW	C	\$4,871	\$639	-	\$5,350	\$1,150	-	\$450	-	-	\$12,460
LAKOTA PUBLIC LIBRAR	NC	A	\$2,934	\$329	-	\$2,410	\$603	-	-	\$12	-	\$6,288
LAMONI PUBLIC LIBRAR	SW	D	\$18,495	\$2,304	-	\$5,531	\$1,136	-	\$2,087	-	-	\$29,553
LAMONT PUBLIC LIBRAR	NE	B	\$3,008	-	-	\$428	-	-	-	-	-	\$3,436
LANSING PUBLIC LIBRA	NE	C	\$3,558	\$450	-	\$1,540	\$418	-	-	-	\$54	\$6,020
LAPORTE CITY PUBLIC	NE	C	\$10,910	-	\$1,839	\$4,220	\$1,132	-	-	-	-	\$18,101
LARCHWOOD PUBLIC LIB	NW	B	\$1,895	\$135	-	\$2,457	-	-	-	-	-	\$4,487
LAURENS PUBLIC LIBRA	NW	C	\$23,000	\$2,776	-	\$6,427	\$1,199	-	-	-	\$601	\$34,003
LAWLER PUBLIC LIBRAR	NE	B	\$1,927	\$133	-	\$1,015	\$75	-	-	-	\$95	\$3,245
LE MARS PUBLIC LIBRA	NW	E	\$57,908	\$12,655	-	\$30,571	\$3,643	-	\$2,975	-	-	\$107,752
LEDYARD PUBLIC LIBRA	NC	A	\$2,265	\$162	-	\$2,453	\$159	-	-	\$501	-	\$5,540
LEGRAND PUBLIC LIBRA	C	B	\$8,616	\$500	-	\$3,921	\$454	-	\$303	\$149	\$32	\$13,975
LEHIGH PUBLIC LIBRAR	NC	B	\$4,905	-	-	\$1,882	\$198	-	\$4,838	\$294	\$1,109	\$13,226
LENOX PUBLIC LIBRARY	SW	C	\$4,280	\$404	-	-	\$350	-	-	\$200	\$600	\$5,834
LEON PUBLIC LIBRARY	SW	C	\$14,919	\$1,510	\$1,510	\$7,205	\$434	-	\$241	-	-	\$25,819
LETTIS PUBLIC LIBRARY	SE	A	\$2,058	\$840	-	\$2,357	\$243	-	-	-	-	\$5,498
LEWIS PUBLIC LIBRARY	SW	A	\$1,837	-	-	\$665	\$22	-	-	-	-	\$2,524
LIME SPRINGS PUBLIC	NE	A	\$4,067	-	-	\$1,116	\$625	-	-	-	\$130	\$5,938
LINDEN PUBLIC LIBRAR	C	A	\$840	-	-	-	-	-	-	-	\$30	\$870
LINN GROVE PUB LIB	NW	A	\$1,334	\$176	-	\$585	-	-	-	-	\$144	\$2,239
LISBON PUBLIC LIBRAR	EC	C	\$3,520	\$669	\$1,830	\$1,645	\$135	-	-	-	\$101	\$7,900
LITTLE ROCK PUBLIC L	NW	A	\$2,344	-	-	\$1,043	\$176	-	-	-	-	\$3,563
LITTLEPORT PUBLIC LI	NE	A	\$1,200	\$84	-	\$600	\$100	-	-	-	-	\$1,984
LIVERMORE PUBLIC LIB	NC	A	\$6,033	\$585	-	\$3,716	\$344	-	\$1,203	\$68	-	\$11,949
LOGAN PUBLIC LIBRARY	SW	C	\$12,538	\$1,117	-	\$2,497	\$459	-	\$135	-	-	\$16,746
LOHRVILLE PUBLIC LIB	NW	B	\$4,200	-	-	\$2,044	\$769	-	-	-	\$1,614	\$8,627
LOST NATION PUBLIC L	EC	B	\$1,122	\$278	-	\$1,749	\$222	-	\$28	-	-	\$3,399
LOWDEN PUBLIC LIBRAR	EC	B	\$3,179	-	\$369	\$3,100	\$13	-	-	-	-	\$6,661
LU VERNE PUBLIC LIBR	NC	A	\$5,195	\$568	-	\$2,122	\$396	-	-	\$114	\$248	\$8,643
LYTTON PUBLIC LIBRAR	NW	A	\$1,990	\$290	-	\$1,834	\$196	-	-	-	\$734	\$5,044
MADRID PUBLIC LIBRAR	C	C	\$12,499	\$1,471	-	\$5,883	\$553	-	\$137	-	\$225	\$20,768
MALLARD PUBLIC LIBRA	NW	A	\$4,200	\$710	\$4,910	\$250	\$760	-	-	-	-	\$10,830
MALVERN PUBLIC LIBRA	SW	C	\$7,393	\$509	-	\$2,526	\$204	-	-	-	-	\$10,632
MANCHESTER PUBLIC LI	NE	D	\$31,110	-	\$7,680	\$22,529	\$1,810	\$50	\$246	-	-	\$63,425
MANILLA PUBLIC LIBRA	NW	C	\$1,400	\$5	-	\$1,800	\$35	-	-	-	-	\$3,240
MANLY PUBLIC LIBRARY	NC	C	\$4,445	\$526	-	\$2,767	\$563	-	\$236	\$140	\$236	\$8,913
MANNING PUBLIC LIBRA	NW	C	\$4,000	-	-	\$2,893	\$280	-	-	-	-	\$7,173
MANSON PUBLIC LIBRAR	NW	C	\$13,919	-	\$1,795	\$6,615	\$1,285	-	\$1,086	\$644	\$1,181	\$26,525
MAPLETON PUBLIC LIBR	NW	C	\$6,324	\$1,396	-	\$3,465	\$754	-	-	-	-	\$11,939
MAQUOKETA PUBLIC LIB	EC	E	\$43,504	\$6,692	-	\$11,776	\$2,075	-	\$530	\$30	-	\$64,607
MARATHON PUBLIC LIBR	NW	A	\$2,140	\$273	-	\$2,911	\$456	-	\$99	-	-	\$5,879
MARBLE ROCK PUBLIC L	NC	A	\$5,310	-	-	\$2,048	\$485	-	\$1,759	-	-	\$9,602
MARCUS PUBLIC LIBRAR	NW	C	\$8,129	\$471	-	\$4,496	\$1,244	-	\$150	-	\$254	\$14,744
MARENGO PUBLIC LIBRA	EC	C	\$15,158	\$1,749	-	\$6,181	\$1,566	-	\$510	\$210	\$61	\$25,435
MARION PUBLIC LIBRAR	EC	F	\$120,400	\$23,123	-	\$36,954	\$6,273	-	-	-	-	\$186,750
MARSHALLTOWN PUBLIC	C	G	\$200,712	-	\$40,500	\$56,638	\$14,071	-	\$856	\$548	\$1,007	\$314,332

## LIBRARY REPORT OF EXPENDITURES

(PART 2)

NAME	REG SZ.	PLANT	CITY/COUNTY	EQUIPMENT	OTHER OPER.	CAPITAL	SUBTOTAL	TOTAL	POPULATION	PER CAPITA	
	CD.	OPERATIONS	PLANT OPER.		EXPENDITURE	OUTLAY			OF LIBRARY	EXPENDITURE	
LAKE PARK PUBLIC LIB	NW	C	\$2,215	\$1,500	-	\$216	-	\$3,931	\$10,781	1,123	\$9.60
LAKE VIEW PUBLIC LIB	NW	C	-	-	-	-	\$876	\$876	\$13,336	1,291	\$10.33
LAKOTA PUBLIC LIBRAR	NC	A	\$35	\$1,700	\$20	\$1,695	-	\$3,450	\$9,738	330	\$29.51
LAMONI PUBLIC LIBRAR	SW	D	\$2,864	-	\$1,505	\$3,050	-	\$7,419	\$36,972	2,705	\$13.67
LAMONT PUBLIC LIBRAR	NE	B	-	\$563	\$220	\$147	-	\$930	\$4,366	554	\$7.88
LANSING PUBLIC LIBRA	NE	C	\$1,598	\$999	-	\$304	-	\$2,901	\$8,921	1,181	\$7.55
LAPORTE CITY PUBLIC	NE	C	-	\$1,969	\$1,390	\$1,024	-	\$4,383	\$22,484	2,324	\$9.67
LARCHWOOD PUBLIC LIB	NW	B	\$703	-	-	\$279	-	\$982	\$5,469	701	\$7.80
LAURENS PUBLIC LIBRA	NW	C	\$1,540	-	\$648	\$7,967	-	\$10,155	\$44,158	1,606	\$27.50
LAWLER PUBLIC LIBRAR	NE	B	\$847	\$504	\$189	\$525	\$780	\$2,845	\$6,090	534	\$11.40
LE MARS PUBLIC LIBRA	NW	E	\$16,183	-	\$998	\$5,825	\$17,447	\$40,453	\$148,205	8,276	\$17.91
LEDYARD PUBLIC LIBRA	NC	A	\$912	-	-	-	-	\$912	\$6,452	215	\$30.01
LEGRAND PUBLIC LIBRA	C	B	\$1,454	-	\$465	\$1,049	-	\$2,968	\$16,943	921	\$18.40
LEHIGH PUBLIC LIBRAR	NC	B	\$720	\$1,100	\$1,020	\$300	-	\$3,140	\$16,366	654	\$25.02
LENOX PUBLIC LIBRARY	SW	C	\$1,195	-	-	-	-	\$1,195	\$7,029	1,338	\$5.25
LEON PUBLIC LIBRARY	SW	C	\$1,449	\$1,449	-	\$973	\$1,363	\$5,234	\$31,053	2,094	\$14.83
LETTS PUBLIC LIBRARY	SE	A	\$982	-	-	\$2,230	-	\$3,212	\$8,710	473	\$18.41
LEWIS PUBLIC LIBRARY	SW	A	-	\$347	\$266	-	-	\$613	\$3,137	497	\$6.31
LIME SPRINGS PUBLIC	NE	A	-	\$1,965	-	-	-	\$1,965	\$7,903	476	\$16.60
LINDEN PUBLIC LIBRAR	C	A	-	\$4,800	-	\$60	-	\$4,860	\$5,730	264	\$21.70
LINN GROVE PUB LIB	NW	A	\$1,212	-	\$685	\$24	-	\$1,921	\$4,160	205	\$20.29
LISBON PUBLIC LIBRAR	EC	C	\$2,345	\$1,830	\$43	\$248	\$7,693	\$12,159	\$20,059	1,458	\$13.76
LITTLE ROCK PUBLIC L	NW	A	\$911	-	\$44	\$297	-	\$1,252	\$4,815	490	\$9.83
LITTLEPORT PUBLIC LI	NE	A	\$540	-	\$600	\$100	\$96	\$1,336	\$3,320	106	\$31.32
LIVERMORE PUBLIC LIB	NC	A	\$1,060	\$600	\$675	\$1,750	-	\$4,085	\$16,034	490	\$32.72
LOGAN PUBLIC LIBRARY	SW	C	\$2,005	-	\$276	\$940	-	\$3,221	\$19,967	1,540	\$12.97
LOHRVILLE PUBLIC LIB	NW	B	\$1,305	-	-	\$183	-	\$1,488	\$10,115	521	\$19.41
LOST NATION PUBLIC L	EC	B	-	-	-	\$79	\$582	\$661	\$4,060	524	\$7.75
LOWDEN PUBLIC LIBRAR	EC	B	-	\$57	\$414	\$153	-	\$624	\$7,285	717	\$10.16
LU VERNE PUBLIC LIBR	NC	A	\$1,576	-	\$210	\$1,017	-	\$2,803	\$11,446	418	\$27.38
LYTTON PUBLIC LIBRAR	NW	A	\$890	-	\$1,449	-	-	\$2,339	\$7,383	378	\$19.53
MADRID PUBLIC LIBRAR	C	C	\$4,916	-	\$1,444	\$2,193	-	\$8,553	\$29,321	2,281	\$12.85
MALLARD PUBLIC LIBRA	NW	A	\$667	-	\$150	\$1,075	-	\$1,892	\$12,722	407	\$31.26
MALVERN PUBLIC LIBRA	SW	C	\$2,093	\$1,181	\$1,186	\$760	\$4,476	\$9,696	\$20,328	1,244	\$16.34
MANCHESTER PUBLIC LI	NE	D	\$3,973	-	\$1,350	\$8,148	\$1,402	\$14,873	\$78,298	4,942	\$15.84
MANILLA PUBLIC LIBRA	NW	C	-	-	-	-	-	-	\$3,240	1,020	\$3.18
MANLY PUBLIC LIBRARY	NC	C	\$2,632	-	-	\$498	-	\$3,130	\$12,043	1,496	\$8.05
MANNING PUBLIC LIBRA	NW	C	-	\$1,400	\$160	\$6,856	\$1,500	\$9,916	\$17,089	1,609	\$10.62
MANSON PUBLIC LIBRAR	NW	C	\$257	\$2,921	\$1,886	\$1,300	-	\$6,364	\$32,889	1,924	\$17.09
MAPLETON PUBLIC LIBR	NW	C	\$2,461	-	\$936	\$2,740	-	\$6,137	\$18,076	1,495	\$12.09
MAQUOKETA PUBLIC LIB	EC	E	\$7,999	-	\$3,192	\$6,816	\$3,819	\$21,826	\$86,433	6,313	\$13.69
MARATHON PUBLIC LIBR	NW	A	\$296	\$350	-	\$298	-	\$944	\$6,823	442	\$15.44
MARBLE ROCK PUBLIC L	NC	A	\$1,075	-	-	\$1,274	\$200	\$2,549	\$12,151	419	\$29.00
MARCUS PUBLIC LIBRAR	NW	C	\$4,097	-	\$981	\$567	-	\$5,645	\$20,389	1,206	\$16.91
MARENGO PUBLIC LIBRA	EC	C	\$3,036	-	\$1,120	\$3,322	-	\$7,478	\$32,913	2,308	\$14.26
MARION PUBLIC LIBRAR	EC	F	\$28,779	-	\$8,225	\$10,653	\$11,283	\$58,940	\$245,690	19,474	\$12.62
MARSHALLTOWN PUBLIC	C	G	\$20,630	-	\$971	\$1,089	\$5,000	\$27,690	\$342,022	26,938	\$12.70

## LIBRARY REPORT OF EXPENDITURES

(PART 1)

NAME	REG SZ. CD.	SALARIES AND WAGES	FRINGE BENEFITS	CITY/COUNTY BENEFITS	BOOKS	PERIOD., SERIALS	MICROFORM	RECORDING	COMPUTER SOFTWARE	OTHER MATERIALS	SUBTOTAL
MARTELLE PUBLIC LIBR EC	A	\$3,076	-	-	\$1,028	\$58	-	-	-	-	\$4,162
MASON CITY PUBLIC LI NC	G	\$229,480	\$54,616	-	\$47,000	\$15,571	\$2,000	\$7,000	-	\$1,000	\$356,667
MASSENA PUBLIC LIBRA SW	B	\$2,263	\$245	-	\$1,787	\$178	-	-	-	-	\$4,473
MAXWELL PUBLIC LIBRA C	B	\$2,700	-	-	\$855	-	-	-	-	\$94	\$3,649
MAYNARD PUBLIC LIBRA NE	B	\$3,319	-	\$331	\$1,027	\$440	-	-	-	-	\$5,117
MCGREGOR PUBLIC LIBR NE	B	\$9,285	\$3,710	-	\$6,207	\$423	-	\$61	-	-	\$19,686
MECHANICSVILLE PUBLI EC	C	\$5,892	-	\$643	\$1,022	\$50	-	\$294	-	-	\$7,901
MEDIAPOLIS PUBLIC LI SE	C	\$5,600	\$1,600	-	\$3,000	-	-	-	-	-	\$10,200
MELBOURNE PUBLIC LIB C	B	\$5,000	-	-	\$5,000	\$25	-	\$550	-	-	\$10,575
MELVIN PUBLIC LIBRAR NW	A	\$2,316	\$285	-	\$1,040	\$533	-	-	-	-	\$4,174
MENLO PUBLIC LIBRARY SW	A	\$2,054	-	-	\$3,079	\$273	-	\$295	-	-	\$5,701
MERRILL PUBLIC LIBRA NW	B	\$3,708	-	-	\$1,063	\$765	-	\$292	-	-	\$5,828
MESERVEY PUBLIC LIBR NC	A	\$3,309	\$32	-	\$913	\$289	-	\$431	\$59	\$112	\$5,145
MILFORD PUBLIC LIBRA NW	C	\$9,879	\$1,236	-	-	\$578	-	-	-	\$261	\$11,954
MILO PUBLIC LIBRARY C	B	\$3,978	\$511	-	\$2,295	\$395	-	-	-	\$387	\$7,566
MILTON PUBLIC LIBRAR SE	B	-	-	-	\$1,568	-	-	-	-	\$51	\$1,619
MINBURN PUBLIC LIBRA C	A	-	-	-	\$958	-	-	-	-	-	\$958
MISSOURI VALLEY PUBL SW	D	\$23,563	\$5,407	-	\$4,564	\$1,394	-	\$60	-	-	\$34,988
MITCHELLVILLE PUBLIC C	C	\$8,853	\$1,114	-	\$10,811	\$652	-	-	-	-	\$21,430
MODALE PUBLIC LIBRAR SW	A	\$2,654	\$323	-	\$2,133	\$478	-	\$65	-	-	\$5,653
MONDAMIN PUBLIC LIBR SW	A	\$3,282	-	-	\$1,619	\$231	-	-	-	-	\$5,132
MONONA PUBLIC LIBRAR NE	C	\$8,002	-	-	\$3,242	\$167	-	\$150	-	-	\$11,561
MONTEZUMA PUBLIC LIB EC	C	\$10,801	-	-	\$2,142	\$750	-	\$10	-	\$616	\$14,319
MONTICELLO PUBLIC LI EC	D	\$16,971	\$1,992	-	\$8,211	\$2,134	-	-	-	\$2,432	\$31,740
MONTROSE PUBLIC LIBR SE	C	\$3,492	\$816	-	\$927	\$271	-	\$322	-	-	\$5,828
MORAVIA PUBLIC LIBRA SE	B	\$3,484	\$480	-	\$600	\$150	-	-	-	\$220	\$4,934
MORLEY PUBLIC LIBRAR EC	A	\$596	\$42	-	\$1,225	-	-	-	-	-	\$1,863
MORNING SUN PUBLIC L SE	B	\$4,500	\$633	-	\$4,300	\$200	\$100	\$200	-	\$50	\$9,983
MOULTON PUBLIC LIBRA SE	B	\$3,923	\$524	-	\$1,694	\$357	\$29	-	-	-	\$6,527
MOUNT AYR PUBLIC LIB SW	C	\$12,447	\$1,040	-	\$2,229	\$822	-	-	-	-	\$16,538
MT PLEASANT PUBLIC L SE	E	\$53,379	\$16,283	-	\$17,467	\$1,926	\$200	\$550	-	-	\$89,805
MURRAY PUBLIC LIBRAR SW	B	\$2,172	-	-	\$1,500	-	-	-	-	-	\$3,672
MUSCATINE PUBLIC LIB SE	F	\$269,900	-	\$45,700	\$75,900	\$12,500	-	\$7,700	\$300	\$300	\$412,300
NASHUA PUBLIC LIBRAR NE	C	\$20,407	\$2,687	-	\$8,500	\$1,712	-	\$425	-	\$794	\$34,525
NEVADA PUBLIC LIBRAR C	E	\$25,536	-	\$4,168	\$7,636	\$1,850	-	-	-	-	\$39,190
NEW ALBIN PUBLIC LIB NE	B	\$2,743	\$350	-	\$1,048	\$470	-	-	-	-	\$4,611
NEW HAMPTON PUBLIC L NE	D	\$12,807	\$2,158	-	\$7,896	\$1,952	-	\$35	-	\$662	\$25,510
NEW HARTFORD PUBLIC NE	B	\$4,015	\$285	-	\$47	\$90	-	\$310	-	-	\$4,747
NEW LONDON PUBLIC LI SE	C	\$19,953	-	\$3,204	\$10,367	\$1,471	-	\$1,701	\$420	\$3,426	\$40,542
NEW SHARON PUBLIC LI SE	C	\$3,025	\$185	-	\$1,350	\$15	-	-	-	-	\$4,575
NEW VIRGINIA PUBLIC C	B	\$3,033	\$336	-	\$1,125	\$99	-	\$35	-	-	\$4,628
NEWELL PUBLIC LIBRAR NW	B	\$6,645	\$1,251	-	\$2,329	\$439	-	-	-	-	\$10,664
NEWHALL PUBLIC LIB EC	B	\$3,077	\$392	-	\$2,578	\$117	-	-	-	\$289	\$6,453
NEWTON PUBLIC LIBRAR C	F	\$110,653	\$20,873	-	\$38,646	\$4,180	-	\$2,873	-	-	\$177,225
NORA SPRINGS PUBLIC NC	C	\$5,406	\$831	-	\$6,855	\$461	-	-	-	\$208	\$13,761
NORTH ENGLISH PUBLIC EC	B	\$7,760	-	\$861	\$4,771	\$493	-	\$209	-	-	\$14,094
NORTHWOOD PUBLIC LIB NC	C	\$13,530	-	\$3,000	\$5,993	\$1,210	-	-	\$325	\$2,223	\$26,281



## LIBRARY REPORT OF EXPENDITURES

(PART 2)

NAME	REG CD.	SZ. OPERATIONS	PLANT OPERATIONS	CITY/COUNTY PLANT OPER.	EQUIPMENT	OTHER OPER. EXPENDITURE	CAPITAL OUTLAY	SUBTOTAL	TOTAL	POPULATION OF LIBRARY	PER CAPITA EXPENDITURE
MARTELLE PUBLIC LIBR	EC	A	\$1,026	-	\$96	\$128	-	\$1,250	\$5,412	316	\$17.13
MASON CITY PUBLIC LI	NC	G	\$63,621	-	\$38,152	\$3,000	-	\$104,773	\$461,440	30,144	\$15.31
MASSENA PUBLIC LIBRA	SW	B	\$521	-	-	\$479	\$238	\$1,238	\$5,711	518	\$11.03
MAXWELL PUBLIC LIBRA	C	B	\$2,000	-	\$100	\$3,719	\$1,785	\$7,604	\$11,253	783	\$14.37
MAYNARD PUBLIC LIBRA	NE	B	\$307	\$764	-	\$462	\$39,279	\$40,812	\$45,929	561	\$81.87
MCGREGOR PUBLIC LIBR	NE	B	\$5,134	-	-	\$4,773	-	\$9,907	\$29,593	945	\$31.32
MECHANICSVILLE PUBLI	EC	C	-	\$1,244	\$195	\$741	-	\$2,180	\$10,081	1,166	\$8.65
MEDIAPOLIS PUBLIC LI	SE	C	\$2,700	-	\$5,000	-	-	\$7,700	\$17,900	1,685	\$10.62
MELBOURNE PUBLIC LIB	C	B	\$360	\$2,350	\$200	-	-	\$2,910	\$13,485	732	\$18.42
MELVIN PUBLIC LIBRAR	NW	A	\$1,765	-	-	\$157	-	\$1,922	\$6,096	277	\$22.01
MENLO PUBLIC LIBRARY	SW	A	-	\$1,302	\$42	-	-	\$1,344	\$7,045	410	\$17.18
MERRILL PUBLIC LIBRA	NW	B	\$444	\$1,200	-	-	-	\$1,644	\$7,472	737	\$10.14
MESERVEY PUBLIC LIBR	NC	A	\$1,641	-	-	\$545	-	\$2,186	\$7,331	324	\$22.63
MILFORD PUBLIC LIBRA	NW	C	\$4,782	-	-	\$567	-	\$5,349	\$17,303	2,076	\$8.33
MILO PUBLIC LIBRARY	C	B	\$583	\$180	\$25	\$506	-	\$1,294	\$8,860	778	\$11.39
MILTON PUBLIC LIBRAR	SE	B	\$270	\$916	-	-	-	\$1,186	\$2,805	567	\$4.95
MINBURN PUBLIC LIBRA	C	A	-	\$600	-	-	-	\$600	\$1,558	390	\$3.99
MISSOURI VALLEY PUBL	SW	D	\$3,688	-	\$509	-	\$1,351	\$5,548	\$40,536	3,107	\$13.05
MITCHELLVILLE PUBLIC	C	C	\$4,079	-	\$3,175	\$3,663	-	\$10,917	\$32,347	1,530	\$21.14
MODALE PUBLIC LIBRAR	SW	A	\$237	\$537	\$1,460	\$1,391	\$2,318	\$5,943	\$11,596	373	\$31.09
MONDAMIN PUBLIC LIBR	SW	A	\$231	-	-	\$403	-	\$634	\$5,766	423	\$13.63
MONONA PUBLIC LIBRAR	NE	C	\$3,516	-	-	\$1,028	-	\$4,544	\$16,105	1,530	\$10.53
MONTEZUMA PUBLIC LIB	EC	C	\$1,905	-	-	-	\$4,927	\$6,832	\$21,151	1,485	\$14.24
MONTICELLO PUBLIC LI	EC	D	\$5,494	-	\$457	\$1,858	-	\$7,809	\$39,549	3,641	\$10.86
MONTROSE PUBLIC LIBR	SE	C	\$1,645	-	\$523	\$830	-	\$2,998	\$8,826	1,038	\$8.50
MORAVIA PUBLIC LIBRA	SE	B	\$580	-	-	-	-	\$580	\$5,514	706	\$7.81
MORLEY PUBLIC LIBRAR	EC	A	\$42	\$568	\$795	\$169	\$869	\$2,443	\$4,306	94	\$45.81
MORNING SUN PUBLIC L	SE	B	\$1,710	\$1,800	\$400	\$800	\$3,400	\$8,110	\$18,093	959	\$18.87
MOULTON PUBLIC LIBRA	SE	B	\$1,826	-	\$489	\$1,687	\$2,601	\$6,603	\$13,130	762	\$17.23
MOUNT AYR PUBLIC LIB	SW	C	\$8,087	\$105	-	\$1,114	-	\$9,306	\$25,844	1,938	\$13.34
MT PLEASANT PUBLIC L	SE	E	\$8,000	\$700	\$1,092	\$1,917	\$13,197	\$24,906	\$114,711	7,322	\$15.67
MURRAY PUBLIC LIBRAR	SW	B	-	\$500	-	-	-	\$500	\$4,172	703	\$5.93
MUSCATINE PUBLIC LIB	SE	F	-	-	\$7,000	\$35,000	-	\$42,000	\$454,300	23,467	\$19.36
NASHUA PUBLIC LIBRAR	NE	C	\$2,440	-	-	\$245	-	\$2,685	\$37,210	1,846	\$20.16
NEVADA PUBLIC LIBRAR	C	E	\$4,423	-	\$4,054	\$1,757	-	\$10,234	\$49,424	5,912	\$8.36
NEW ALBIN PUBLIC LIB	NE	B	\$992	-	\$28	-	-	\$1,020	\$5,631	609	\$9.25
NEW HAMPTON PUBLIC L	NE	D	\$4,188	-	\$1,855	\$8,117	-	\$14,160	\$39,670	3,940	\$10.07
NEW HARTFORD PUBLIC	NE	B	-	\$639	\$339	\$47	-	\$1,025	\$5,772	764	\$7.55
NEW LONDON PUBLIC LI	SE	C	-	\$6,069	-	\$1,220	\$1,402	\$8,691	\$49,233	2,043	\$24.10
NEW SHARON PUBLIC LI	SE	C	\$2,104	-	-	\$361	-	\$2,465	\$7,040	1,225	\$5.75
NEW VIRGINIA PUBLIC	C	B	\$665	-	\$53	\$437	-	\$1,155	\$5,783	512	\$11.29
NEWELL PUBLIC LIBRAR	NW	B	\$1,714	-	\$616	\$1,232	-	\$3,562	\$14,226	913	\$15.58
NEWHALL PUBLIC LIB	EC	B	\$2,284	-	\$961	-	-	\$3,245	\$9,698	899	\$10.79
NEWTON PUBLIC LIBRAR	C	F	\$34,235	-	-	\$12,143	-	\$46,378	\$223,603	15,292	\$14.62
NORA SPRINGS PUBLIC	NC	C	\$2,600	-	-	\$2,274	-	\$4,874	\$18,635	1,572	\$11.85
NORTH ENGLISH PUBLIC	EC	B	\$586	\$1,576	\$639	\$2,417	\$585	\$5,803	\$19,897	990	\$20.10
NORTHWOOD PUBLIC LIB	NC	C	\$2,805	-	-	\$2,522	\$61,772	\$67,099	\$93,380	2,193	\$42.58

LIBRARY REPORT OF EXPENDITURES

(PART 1)

NAME	REG SZ. CD.	SALARIES AND WAGES	FRINGE BENEFITS	CITY/COUNTY BENEFITS	BOOKS	PERIOD., SERIALS	MICROFORM	RECORDING	COMPUTER SOFTWARE	OTHER MATERIALS	SUBTOTAL
NORWALK PUBLIC LIBRA	C D	\$15,745	\$1,929	-	\$7,509	\$567	-	\$186	\$27	\$232	\$26,195
NORWAY PUBLIC LIBRAR	EC B	\$5,024	\$638	-	\$1,528	\$101	-	-	-	\$66	\$7,357
OAKLAND PUBLIC LIBRA	SW C	\$8,387	\$2,195	-	\$4,498	\$929	-	\$758	-	-	\$16,767
OCHEYEDAN PUBLIC LIB	NW B	\$3,902	\$448	-	\$1,923	\$511	-	\$136	-	-	\$6,920
ODEBOLT PUBLIC LIBRA	NW C	\$7,694	\$1,241	-	\$2,316	\$576	-	\$183	-	-	\$12,010
DELWEIN PUBLIC LIBRA	NE E	\$46,172	-	\$7,600	\$14,499	\$2,580	-	\$329	-	-	\$71,180
OGDEN PUBLIC LIBRARY	C C	\$14,078	\$4,748	-	\$2,620	\$530	-	-	-	\$8,047	\$30,023
OLIN PUBLIC LIBRARY	EC B	\$2,005	\$414	-	\$1,013	\$105	-	\$5	-	-	\$3,542
ONAWA PUBLIC LIBRARY	NW D	\$38,452	\$4,605	-	\$6,803	\$1,567	-	\$197	\$34	\$103	\$51,761
OSAGE PUBLIC LIBRARY	NC D	\$44,580	-	-	\$14,233	\$2,205	\$13	\$2,444	\$1,535	\$1,262	\$66,272
OSCEDOLA PUBLIC LIBRA	SW D	\$13,280	-	-	\$1,180	\$685	\$580	-	-	-	\$15,725
OSKALOOSA PUBLIC	SE F	\$106,439	-	\$18,880	\$23,842	\$5,095	-	\$4,699	\$192	-	\$159,147
OSSIAN PUBLIC LIBRAR	NE B	\$3,853	-	-	\$2,204	-	-	-	-	-	\$6,057
OTTUMWA PUBLIC LIBRA	SE G	\$155,201	\$33,950	-	\$36,592	\$7,334	\$2,285	\$3,440	-	\$9,628	\$248,430
OXFORD JUNCTION PUBL	EC B	\$1,509	\$113	-	\$1,553	-	-	-	-	-	\$3,175
OXFORD PUBLIC LIBRAR	EC B	-	-	-	\$2,314	\$112	-	-	-	-	\$2,426
PACKWOOD PUBLIC LIBR	SE A	-	-	-	-	-	-	-	-	-	-
PALMER PUBLIC LIBRAR	NW A	\$3,234	-	-	\$4,136	\$159	-	\$608	-	-	\$8,137
PANORA PUBLIC LIBRAR	SW C	\$6,244	\$779	-	\$5,428	\$568	-	\$768	-	\$37	\$13,824
PARKERSBURG PUBLIC L	NE C	\$10,161	\$1,161	-	\$2,951	\$737	-	\$128	-	\$891	\$16,029
PATON PUBLIC LIBRARY	C A	\$2,509	-	\$172	\$2,060	\$230	-	\$226	-	-	\$5,197
PAULLINA PUBLIC LIBR	NW C	\$8,751	\$985	-	\$3,219	\$927	-	\$250	-	-	\$14,132
PERRY PUBLIC LIBRARY	C E	\$58,105	-	\$8,481	\$20,524	\$2,466	\$100	\$3,454	\$258	-	\$93,388
PETERSON PUBLIC LIBR	NW A	\$4,892	\$760	-	\$4,108	\$413	-	\$2,108	-	\$959	\$13,240
PLAINFIELD PUBLIC LI	NE A	\$5,364	\$789	-	\$2,380	\$530	-	\$318	-	-	\$9,381
PLEASANTVILLE PUBLIC	C C	-	-	-	-	-	-	-	-	-	-
PLOVER PUBLIC LIBRAR	NW A	\$1,171	\$162	-	\$571	\$51	-	-	-	\$500	\$2,455
POCAHONTAS PUBLIC LI	NW C	\$22,400	\$3,270	\$1,840	\$5,800	\$1,000	-	\$1,200	\$400	\$500	\$36,410
POLK CITY PUBLIC LIB	C C	\$5,768	\$1,529	-	\$1,606	\$256	-	\$423	-	\$2	\$9,584
POMEROY PUBLIC LIBRA	NW B	\$4,761	-	\$580	\$1,496	\$412	-	\$288	-	-	\$7,537
POSTVILLE PUBLIC LIB	NE C	\$9,428	-	-	\$4,803	\$1,275	-	\$220	-	-	\$15,726
PRESCOTT PUBLIC LIBR	SW A	\$5,174	-	\$668	\$1,440	-	-	\$100	-	\$34	\$7,416
PRESTON PUBLIC LIBRA	EC C	\$5,896	\$626	-	\$4,584	\$326	-	\$438	-	\$534	\$12,404
PRIMGHAR PUBLIC LIBR	NW C	\$325	\$900	-	\$1,800	\$300	-	-	-	-	\$3,325
QUIMBY PUBLIC LIBRAR	NW A	\$1,820	-	\$185	\$1,051	-	-	\$762	-	-	\$3,818
RADCLIFFE PUBLIC LIB	NC B	\$6,542	\$890	-	\$5,600	\$1,332	-	\$1,416	\$40	-	\$15,820
RAKE PUBLIC LIBRARY	NC A	\$4,736	\$677	-	\$1,657	\$190	-	\$90	\$35	\$321	\$7,706
READLYN PUBLIC LIBRA	NE B	\$10,705	\$2,616	-	\$1,197	-	-	\$847	\$910	\$162	\$16,437
RED OAK PUBLIC LIBRA	SW E	\$48,361	-	\$8,217	\$17,000	\$1,600	-	\$310	\$300	\$1,000	\$76,788
REDFIELD PUBLIC LIBR	C B	\$8,824	-	-	\$2,442	\$522	-	-	-	-	\$11,788
REINBECK PUBLIC LIBR	NE C	\$10,519	-	-	\$3,737	\$605	-	\$415	-	\$963	\$16,239
REMBRANDT PUBLIC	NW A	\$1,718	\$186	\$162	\$2,218	\$127	-	\$236	-	-	\$4,647
REMSEN PUBLIC LIBRAR	NW C	\$14,630	\$2,545	-	\$3,566	\$1,229	-	\$159	-	\$1,065	\$23,194
RENWICK PUBLIC LIBRA	NC A	\$4,145	\$1,040	-	\$683	\$85	-	\$8	-	-	\$5,961
RICEVILLE PUBLIC LIB	NC B	\$7,380	\$981	-	\$3,756	\$789	-	\$615	\$320	\$997	\$14,838
RICHLAND PUBLIC LIBR	SE B	\$3,484	-	-	\$2,884	\$288	\$40	\$1,877	-	-	\$8,573
RINGSTED PUBLIC LIBR	NW B	\$4,178	\$629	-	\$1,244	\$112	-	-	-	\$196	\$6,359

## LIBRARY REPORT OF EXPENDITURES

(PART 2)

NAME	REG SZ.	PLANT CD.	CITY/COUNTY OPERATIONS	EQUIPMENT PLANT OPER.	OTHER OPER. EXPENDITURE	CAPITAL OUTLAY	SUBTOTAL	TOTAL	POPULATION OF LIBRARY	PER CAPITA EXPENDITURE	
NORWALK PUBLIC LIBRA	C	D	\$3,245	-	\$176	\$3,438	-	\$6,859	\$33,054	2,676	\$12.35
NORWAY PUBLIC LIBRAR	EC	B	\$1,229	-	\$393	\$147	\$387	\$2,156	\$9,513	633	\$15.03
OAKLAND PUBLIC LIBRA	SW	C	\$225	\$5,483	\$5,786	\$1,263	-	\$12,757	\$29,524	1,552	\$19.02
OCHEYEDAN PUBLIC LIB	NW	B	\$2,468	-	\$1,634	\$1,773	-	\$5,875	\$12,795	599	\$21.36
OEBOLT PUBLIC LIBRA	NW	C	\$2,432	-	\$99	\$1,329	\$625	\$4,485	\$16,495	1,299	\$12.70
OELWEIN PUBLIC LIBRA	NE	E	\$13,612	-	-	\$6,190	-	\$19,802	\$90,982	7,564	\$12.03
OGDEN PUBLIC LIBRARY	C	C	\$5,481	-	-	-	-	\$5,481	\$35,504	1,953	\$18.18
OLIN PUBLIC LIBRARY	EC	B	\$136	\$1,000	-	\$197	\$2,865	\$4,198	\$7,740	735	\$10.53
ONAWA PUBLIC LIBRARY	NW	D	\$4,854	-	\$400	\$1,976	-	\$7,230	\$58,991	3,283	\$17.97
OSAGE PUBLIC LIBRARY	NC	D	\$3,309	-	\$3,750	\$14,458	\$1,030	\$22,547	\$88,819	3,718	\$23.89
OSCEOLA PUBLIC LIBRA	SW	D	\$4,335	-	-	\$167	-	\$4,502	\$20,227	3,750	\$5.39
OSKALOOSA PUBLIC	SE	F	\$1,605	\$9,000	\$3,745	\$14,786	\$6,725	\$35,861	\$195,008	10,629	\$18.35
OSSIAN PUBLIC LIBRAR	NE	B	-	\$2,817	-	\$465	-	\$3,282	\$9,339	829	\$11.27
OTTUMWA PUBLIC LIBRA	SE	G	\$13,920	-	\$4,824	\$13,236	\$5,151	\$37,131	\$285,561	27,381	\$10.43
OXFORD JUNCTION PUBL	EC	B	\$2,995	-	-	-	-	\$2,995	\$6,170	600	\$10.28
OXFORD PUBLIC LIBRAR	EC	B	-	\$628	\$366	\$157	-	\$1,151	\$3,577	676	\$5.29
PACKWOOD PUBLIC LIBR	SE	A	\$1,026	-	-	-	-	\$1,026	\$1,026	210	\$4.89
PALMER PUBLIC LIBRAR	NW	A	\$782	-	\$718	\$842	-	\$2,342	\$10,479	288	\$36.39
PANORA PUBLIC LIBRAR	SW	C	\$594	\$892	\$106	\$1,033	-	\$2,625	\$16,449	1,211	\$13.58
PARKERSBURG PUBLIC L	NE	C	\$3,407	-	\$350	\$1,031	-	\$4,788	\$20,817	1,968	\$10.58
PATON PUBLIC LIBRARY	C	A	\$554	-	\$137	\$41	-	\$732	\$5,929	291	\$20.37
PAULLINA PUBLIC LIBR	NW	C	\$6,323	-	\$309	\$538	-	\$7,170	\$21,302	1,224	\$17.40
PERRY PUBLIC LIBRARY	C	E	\$8,419	-	\$1,050	\$11,418	\$5,301	\$26,188	\$119,576	7,053	\$16.95
PETERSON PUBLIC LIBR	NW	A	\$1,611	\$210	-	\$2,618	-	\$4,439	\$17,679	470	\$37.61
PLAINFIELD PUBLIC LI	NE	A	\$1,260	-	\$2,337	\$1,681	-	\$5,278	\$14,659	469	\$31.26
PLEASANTVILLE PUBLIC	C	C	-	-	-	-	-	-	-	1,531	-
PLOVER PUBLIC LIBRAR	NW	A	\$15	-	-	-	-	\$15	\$2,470	135	\$18.30
POCAHONTAS PUBLIC LI	NW	C	\$2,400	-	\$1,600	\$3,450	-	\$7,450	\$43,860	2,352	\$18.65
POLK CITY PUBLIC LIB	C	C	\$2,347	-	\$982	\$1,913	-	\$5,242	\$14,826	1,658	\$8.94
POMEROY PUBLIC LIBRA	NW	B	-	\$1,871	\$744	-	-	\$2,615	\$10,152	895	\$11.34
POSTVILLE PUBLIC LIB	NE	C	\$2,164	-	\$1,275	\$2,561	-	\$6,000	\$21,726	1,475	\$14.73
PRESCOTT PUBLIC LIBR	SW	A	\$642	-	\$146	\$823	-	\$1,611	\$9,027	349	\$25.87
PRESTON PUBLIC LIBRA	EC	C	\$2,150	-	\$944	\$1,295	-	\$4,389	\$16,793	1,120	\$14.99
PRIMGAR PUBLIC LIBR	NW	C	\$3,764	-	\$1,549	\$1,862	-	\$7,175	\$10,500	1,050	\$10.00
QUIMBY PUBLIC LIBRAR	NW	A	\$217	\$500	-	\$563	-	\$1,280	\$5,098	424	\$12.02
RADCLIFFE PUBLIC LIB	NC	B	\$1,684	-	\$3,902	-	-	\$5,586	\$21,406	593	\$36.10
RAKE PUBLIC LIBRARY	NC	A	\$680	\$300	\$525	\$90	-	\$1,595	\$9,301	283	\$32.87
READLYN PUBLIC LIBRA	NE	B	\$1,315	\$1,128	\$1,660	\$3,778	-	\$7,881	\$24,318	858	\$28.34
RED OAK PUBLIC LIBRA	SW	E	\$17,617	-	-	\$5,648	\$18,363	\$41,628	\$118,416	6,810	\$17.39
REDFIELD PUBLIC LIBR	C	B	\$1,745	-	-	\$658	-	\$2,403	\$14,191	959	\$14.80
REINBECK PUBLIC LIBR	NE	C	\$13,634	-	-	-	-	\$13,634	\$29,873	1,808	\$16.52
REMBRANDT PUBLIC	NW	A	-	\$1,317	\$939	\$329	-	\$2,585	\$7,232	291	\$24.85
RENSEN PUBLIC LIBRAR	NW	C	\$4,176	-	\$1,167	\$133	-	\$5,476	\$28,670	1,592	\$18.01
RENNICK PUBLIC LIBRA	NC	A	\$2,647	-	-	\$191	-	\$2,838	\$8,799	410	\$21.46
RICEVILLE PUBLIC LIB	NC	B	\$1,049	\$3,126	\$177	\$1,587	-	\$5,939	\$20,777	919	\$22.61
RICHLAND PUBLIC LIBR	SE	B	\$1,122	-	\$541	\$1,754	-	\$3,417	\$11,990	600	\$19.98
RINGSTED PUBLIC LIBR	NW	B	\$1,820	-	\$45	\$194	-	\$2,059	\$8,418	557	\$15.11

## LIBRARY REPORT OF EXPENDITURES

(PART 1)

NAME	REG CD.	SZ. CD.	SALARIES AND WAGES	FRINGE BENEFITS	CITY/COUNTY BENEFITS	BOOKS	PERIOD., SERIALS	MICROFORM	RECORDING	COMPUTER SOFTWARE	OTHER MATERIALS	SUBTOTAL
RIPPEY PUBLIC LIBRAR C	A		\$3,737	-	-	\$3,334	-	-	-	-	\$368	\$7,439
ROCK RAPIDS PUBLIC L NW	D		\$21,401	\$4,146	-	\$10,383	\$1,656	\$55	\$1,641	-	\$990	\$40,272
ROCK VALLEY PUBLIC L NW	D		\$22,882	-	\$2,386	\$10,461	\$825	-	\$485	\$20	-	\$37,059
ROCKFORD PUBLIC LIBR NC	C		\$5,426	\$767	-	\$2,562	\$631	-	\$250	-	\$190	\$9,826
ROCKWELL CITY PUBLIC NW	C		\$15,127	-	\$1,860	\$5,179	\$1,628	-	\$296	\$320	\$77	\$24,487
ROCKWELL PUBLIC LIBR NC	C		\$5,918	\$660	-	\$2,000	\$738	-	\$2	\$25	\$42	\$9,385
ROLAND PUBLIC LIBRAR C	C		\$9,098	\$1,079	-	\$4,476	\$511	-	\$1,305	-	-	\$16,469
ROLFE PUBLIC LIBRARY NW	B		\$3,239	-	\$294	\$1,856	\$471	\$21	-	\$292	\$471	\$6,644
ROWAN PUBLIC LIBRARY NC	A		\$3,510	\$805	-	\$1,254	\$237	-	\$1,343	-	\$981	\$8,130
ROYAL PUBLIC LIBRARY NW	B		-	-	-	\$208	-	-	-	-	-	\$208
RUDD PUBLIC LIBRARY NC	A		\$4,690	\$651	-	\$2,313	\$590	-	\$394	-	-	\$8,638
RUTHVEN PUBLIC LIBRA NW	B		\$4,212	-	\$600	\$2,417	\$96	-	\$103	-	\$70	\$7,498
SABULA PUBLIC LIBRAR EC	B		\$8,244	-	-	\$2,548	\$595	-	-	-	-	\$11,387
SAC CITY PUBLIC LIBR NW	D		\$16,212	-	\$2,069	\$5,036	\$1,523	\$86	\$18	\$160	-	\$25,104
SALEM PUBLIC LIBRARY SE	A		\$1,320	\$159	-	\$885	\$71	-	-	-	-	\$2,435
SANBORN PUBLIC LIBRA NW	C		\$7,301	\$657	-	-	-	-	-	-	\$754	\$8,712
SCHALLER PUBLIC LIBR NW	B		\$4,693	\$605	-	\$3,617	\$338	-	-	\$370	-	\$9,623
SCHLESWIG PUBLIC LIB NW	B		\$2,350	\$148	\$124	\$1,026	-	-	-	-	-	\$3,648
SCOTT COUNTY LIBRARY SE	I		\$191,705	\$33,772	-	\$45,540	\$8,863	-	\$700	-	-	\$280,580
SCRANTON PUBLIC LIBR C	B		\$7,502	\$909	-	\$4,657	\$501	-	\$58	-	-	\$13,627
SEYMOUR PUBLIC LIBRA SW	C		\$1,190	\$84	-	\$2,019	\$137	-	\$262	-	\$25	\$3,717
SHEFFIELD PUBLIC LIB NC	C		\$4,275	\$3,852	-	\$6,964	\$952	-	\$2,575	\$1,714	-	\$20,332
SHELDON PUBLIC LIBRA NW	E		\$34,654	\$8,002	-	\$14,880	\$1,663	-	\$565	-	\$4,013	\$63,777
SHELL ROCK PUBLIC LI NE	C		\$4,823	\$572	-	\$3,504	\$598	-	\$2,647	-	-	\$12,144
SHELLSBURG PUBLIC LI EC	B		\$3,555	\$1,341	-	\$1,289	\$50	-	\$12	-	-	\$6,247
SHENANDOAH PUBLIC LI SW	E		\$46,918	\$10,198	-	\$11,816	\$2,169	-	\$1,319	\$180	\$548	\$73,148
SIBLEY PUBLIC LIBRAR NW	D		\$18,479	\$2,454	-	\$11,301	\$1,398	\$630	\$264	-	-	\$34,526
SIDNEY PUBLIC LIBRAR SW	C		\$1,918	-	\$206	\$3,047	\$52	-	-	-	-	\$5,223
SIGOURNEY PUBLIC LIB SE	C		\$16,600	-	-	\$4,780	\$1,200	-	\$6	-	-	\$22,586
SILVER CITY PUBLIC L SW	A		\$1,876	\$57	\$140	\$129	\$148	-	-	-	-	\$2,350
SIOUX CENTER PUBLIC NW	D		\$80,578	\$15,303	-	\$12,159	\$2,676	-	\$3,139	\$542	\$389	\$114,786
SIOUX CITY PUBLIC LI NW	H		\$472,869	\$104,874	-	\$161,368	\$27,394	-	\$9,188	\$884	-	\$776,577
SIOUX RAPIDS PUBLIC NW	B		\$3,394	\$202	-	\$1,786	\$400	-	-	-	\$115	\$5,897
SLATER PUBLIC LIBRAR C	C		\$8,642	\$1,027	-	\$6,510	-	-	\$394	-	\$98	\$16,671
SLOAN PUBLIC LIBRARY NW	B		\$1,210	\$73	-	-	-	-	-	-	-	\$1,283
SOLOM PUBLIC LIBRARY EC	B		\$4,735	\$966	-	\$4,172	\$316	-	-	-	-	\$10,189
SOMERS PUBLIC LIBRAR NW	A		-	-	-	-	-	-	-	-	-	-
SOUTH ENGLISH PUBLIC SE	A		\$1,230	\$169	-	\$1,089	\$27	-	-	-	\$9	\$2,524
SPENCER PUBLIC LIBRA NW	F		\$94,944	-	\$21,000	\$29,810	\$3,851	\$105	\$1,143	\$466	\$1,052	\$152,371
SPELLVILLE PUBLIC LI NE	A		\$1,876	\$172	-	\$1,544	\$26	-	\$30	-	-	\$3,648
SPIRIT LAKE PUBLIC L NW	D		\$25,055	\$3,855	-	\$11,619	\$1,882	\$66	\$300	\$477	-	\$43,254
SPRINGVILLE PUBLIC L EC	C		\$2,337	\$264	-	\$3,468	\$469	-	-	-	-	\$6,538
ST ANSGAR PUBLIC NC	C		\$9,148	-	\$1,055	\$3,997	\$881	-	\$465	\$25	\$1,367	\$16,938
STACYVILLE PUBLIC LI NC	B		\$4,457	\$625	-	\$3,404	\$530	-	\$318	\$77	-	\$9,411
STANHOPE PUBLIC LIBR NC	A		\$3,655	-	-	\$2,516	\$395	-	\$34	-	\$342	\$6,942
STANTON PUBLIC LIBRA SW	B		\$2,880	\$372	-	\$1,264	\$300	-	-	-	\$108	\$4,924
STANWOOD PUBLIC LIB EC	B		\$1,869	\$240	-	\$521	-	\$40	-	-	\$186	\$2,856

## LIBRARY REPORT OF EXPENDITURES

(PART 1)

NAME	REG SZ. CD.	SALARIES AND WAGES	FRINGE BENEFITS	CITY/COUNTY BENEFITS	BOOKS	PERIOD., SERIALS	MICROFORM	RECORDING	COMPUTER SOFTWARE	OTHER MATERIALS	SUBTOTAL
STATE CENTER PUBLIC	C C	\$29,975	\$720	-	\$11,554	-	-	\$2,138	-	-	\$44,387
STEAMBOAT ROCK PUBLI	NC A	\$4,914	\$646	-	\$3,417	\$374	-	\$1,435	\$161	-	\$10,947
STOCKPORT PUBLIC LIB	SE A	\$1,671	\$210	-	\$457	-	-	\$96	-	-	\$2,434
STORMLAKE PUBLIC LIB	NW E	\$59,127	\$13,033	-	\$15,016	\$2,429	-	\$1,139	-	-	\$90,744
STORY CITY PUBLIC LI	C D	\$6,581	\$714	-	\$5,022	\$396	-	\$214	-	-	\$12,927
STRATFORD PUBLIC LIB	NC B	\$3,900	-	\$433	\$1,500	\$379	-	\$50	-	\$88	\$6,350
STRAWBERRY POINT PUB	NE C	\$10,903	\$1,175	-	\$7,235	\$656	-	\$281	\$688	\$1,081	\$22,019
STUART PUBLIC LIBRAR	SW C	\$7,850	\$1,012	-	\$3,114	\$683	-	\$40	-	\$120	\$12,819
SUMNER PUBLIC LIBRAR	NE C	\$18,979	-	\$2,492	\$7,304	\$807	-	\$1,433	-	\$32	\$31,047
SUTHERLAND PUBLIC LI	NW B	\$2,694	\$475	-	\$736	\$306	-	\$33	-	-	\$4,244
SWALEDALE PUBLIC LIB	NC A	\$2,852	\$399	\$395	\$1,245	\$475	-	-	-	\$175	\$5,541
SWEA CITY PUBLIC LIB	NC B	\$5,820	\$1,572	-	\$3,927	\$458	-	\$26	-	-	\$11,803
TABOR PUBLIC LIBRARY	SW C	\$2,913	\$504	-	\$1,783	-	-	-	-	-	\$5,200
TAMA PUBLIC LIBRARY	EC D	\$14,589	\$1,673	-	\$13,190	-	-	-	-	-	\$29,452
TERRIL PUBLIC LIBRAR	NW A	\$4,238	\$467	-	\$2,351	\$267	-	-	-	-	\$7,323
THOMPSON PUBLIC LIBR	NC B	\$4,500	\$488	\$580	\$1,384	\$133	-	-	-	\$238	\$7,323
THORNTON PUBLIC LIBR	NC A	\$2,000	\$2,070	-	\$1,520	\$150	-	\$2,600	-	\$200	\$8,540
TIPTON PUBLIC LIBRAR	EC D	\$24,436	\$2,800	-	\$8,249	\$1,956	-	-	-	\$1,099	\$38,540
TITONKA PUBLIC LIB	NC B	\$5,313	\$598	-	\$1,762	\$920	-	-	\$20	-	\$8,613
TOLEDO PUBLIC LIBRAR	EC C	\$10,615	-	\$1,271	\$5,531	\$856	-	-	-	\$70	\$18,343
TRAEER PUBLIC LIBRARY	EC C	\$8,374	\$465	\$567	\$2,441	\$620	-	\$159	-	\$135	\$12,761
TRIPOLI PUBLIC LIBRA	NE C	\$14,154	\$4,257	-	\$5,507	\$1,036	-	\$3,461	-	-	\$28,415
TRURO PUBLIC LIBRARY	C A	\$3,151	\$224	-	\$551	\$972	-	\$45	-	\$70	\$5,013
UNION PUBLIC LIBRARY	NC B	\$1,088	\$188	-	\$9,957	\$1,678	-	\$3,159	\$250	\$876	\$17,196
URBANDALE PUBLIC LIB	C F	\$142,408	\$30,773	-	\$42,407	\$3,321	-	\$9,000	-	\$1,000	\$228,909
UTE PUBLIC LIBRARY	NW A	\$321	\$45	-	\$1,270	-	-	-	-	-	\$1,636
VAN HORNE PUBLIC LIB	EC B	\$4,437	-	\$313	\$1,674	\$333	-	\$83	-	-	\$6,840
VAN METER PUBLIC LIB	C B	\$4,473	\$577	-	-	-	-	-	-	-	\$5,050
VARINA PUBLIC LIBRAR	NW A	\$650	\$138	-	\$316	\$55	-	-	-	\$68	\$1,227
VENTURA PUBLIC LIBRA	NC B	-	-	\$2,593	\$2,593	\$623	-	-	-	\$760	\$6,569
VICTOR PUBLIC LIBRAR	EC C	\$6,191	\$435	\$22	\$2,602	\$327	-	-	-	\$708	\$10,285
VILLISCA PUBLIC LIBR	SW C	\$5,596	\$930	-	\$2,500	\$535	-	\$235	-	\$180	\$9,976
VINTON PUBLIC LIBRAR	EC E	\$23,464	\$3,777	-	\$8,142	\$1,246	-	\$349	-	\$1,094	\$38,072
VOLGA PUBLIC LIBRARY	NE A	\$1,105	-	-	\$1,590	\$245	-	-	-	-	\$2,940
WADENA PUBLIC LIBRAR	NE A	-	-	-	\$1,105	\$526	-	-	-	\$412	\$2,043
WALL LAKE PUBLIC LIB	NW B	\$4,500	-	-	\$4,000	\$450	-	\$700	\$300	\$425	\$10,375
WALNUT PUBLIC LIBRAR	SW B	\$3,752	-	-	\$1,358	\$26	-	-	-	-	\$5,136
WAPELLO PUBLIC LIBRA	SE C	\$6,500	\$1,150	-	\$5,250	\$132	-	-	-	-	\$13,032
WASHINGTON PUBLIC LI	SE E	\$37,953	\$5,426	-	\$16,076	\$3,136	-	\$959	\$100	\$7,231	\$70,881
WATERLOO PUBLIC LIBR	NE H	\$498,077	\$130,430	-	\$97,403	\$21,752	-	\$18,007	\$370	-	\$766,039
WAUCOMA PUBLIC LIBRA	NE A	-	-	-	\$2,050	-	-	-	-	-	\$2,050
WAUKEE PUBLIC LIBRAR	C C	-	-	\$5,300	\$3,924	-	-	-	-	-	\$9,224
WAUKON PUBLIC LIBRAR	NE D	\$27,717	\$2,968	-	\$15,931	\$1,823	-	\$140	-	-	\$48,579
WAVERLY PUBLIC LIBRA	NE E	\$87,860	\$13,903	-	\$24,453	\$4,410	\$109	\$1,413	-	-	\$132,148
WEBB PUBLIC LIBRARY	NW A	\$2,090	\$495	-	\$999	\$78	-	\$12	-	\$105	\$3,779
WEBSTER CITY PUBLIC	NC E	\$103,965	\$13,673	-	\$26,463	\$5,414	-	\$3,605	\$258	\$818	\$154,196
WELLMAN PUBLIC LIBRA	SE C	\$5,200	-	\$602	\$2,834	\$173	\$128	-	-	-	\$8,937

## LIBRARY REPORT OF EXPENDITURES

(PART 2)

NAME	REG CD.	SZ. OPERATIONS	PLANT	CITY/COUNTY PLANT OPER.	EQUIPMENT	OTHER OPER. EXPENDITURE	CAPITAL OUTLAY	SUBTOTAL	TOTAL	POPULATION OF LIBRARY	PER CAPITA EXPENDITURE
STATE CENTER PUBLIC	C	C	\$5,415	-	\$1,089	\$4,890	\$1,015	\$12,409	\$56,796	1,292	\$43.96
STEAMBOAT ROCK PUBLI	NC	A	\$1,800	\$984	-	\$556	-	\$3,340	\$14,287	387	\$36.92
STOCKPORT PUBLIC LIB	SE	A	\$1,308	-	\$52	\$164	-	\$1,524	\$3,958	272	\$14.55
STORMLAKE PUBLIC LIB	NW	E	\$14,275	-	\$2,058	-	-	\$16,333	\$107,077	8,814	\$12.15
STORY CITY PUBLIC LI	C	D	-	\$821	\$2,432	\$625	\$30	\$3,908	\$16,835	2,762	\$6.10
STRATFORD PUBLIC LIB	NC	B	\$2,649	-	\$30	\$410	-	\$3,089	\$9,439	806	\$11.71
STRAWBERRY POINT PUB	NE	C	\$1,207	-	\$208	\$989	-	\$2,404	\$24,423	1,463	\$16.69
STUART PUBLIC LIBRAR	SW	C	\$599	\$1,078	-	\$331	\$640	\$2,648	\$15,467	1,650	\$9.37
SUMNER PUBLIC LIBRAR	NE	C	\$1,274	-	\$637	\$1,831	-	\$3,742	\$34,789	2,335	\$14.90
SUTHERLAND PUBLIC LI	NW	B	\$2,483	-	-	\$254	-	\$2,737	\$6,981	897	\$7.78
SWALEDALE PUBLIC LIB	NC	A	\$1,184	-	-	\$508	-	\$1,692	\$7,233	186	\$38.89
SWEA CITY PUBLIC LIB	NC	B	\$959	-	\$1,300	\$796	-	\$3,055	\$14,858	813	\$18.28
TABOR PUBLIC LIBRARY	SW	C	\$925	-	\$333	\$153	-	\$1,411	\$6,611	1,088	\$6.08
TAMA PUBLIC LIBRARY	EC	D	\$3,175	-	\$150	\$5,439	-	\$8,764	\$38,216	2,968	\$12.88
TERRIL PUBLIC LIBRAR	NW	A	\$2,280	-	\$216	\$460	-	\$2,956	\$10,279	420	\$24.47
THOMPSON PUBLIC LIBR	NC	B	\$177	\$800	\$858	\$178	-	\$2,013	\$9,336	668	\$13.98
THORNTON PUBLIC LIBR	NC	A	\$1,700	-	\$1,025	\$284	-	\$3,009	\$11,549	442	\$26.13
TIPTON PUBLIC LIBRAR	EC	D	\$6,178	-	-	\$15	-	\$6,193	\$44,733	3,055	\$14.64
TITONKA PUBLIC LIB	NC	B	\$1,363	-	\$747	-	\$275	\$2,385	\$10,998	607	\$18.12
TOLEDO PUBLIC LIBRAR	EC	C	\$2,735	-	\$1,882	-	-	\$4,617	\$22,960	2,445	\$9.39
TRAEER PUBLIC LIBRARY	EC	C	\$3,762	-	-	-	\$2,400	\$6,162	\$18,923	1,703	\$11.11
TRIPOLI PUBLIC LIBRA	NE	C	\$3,412	-	\$304	\$2,661	\$1,123	\$7,500	\$35,915	1,280	\$28.06
TRURO PUBLIC LIBRARY	C	A	\$174	-	\$246	\$819	-	\$1,239	\$6,252	407	\$15.36
UNION PUBLIC LIBRARY	NC	B	\$3,546	\$100	\$2,150	\$4,113	\$3,572	\$13,481	\$30,677	515	\$59.57
URBANDALE PUBLIC LIB	C	F	\$36,653	-	\$5,629	\$18,131	-	\$60,413	\$289,322	17,869	\$16.19
UTE PUBLIC LIBRARY	NW	A	-	\$1,170	-	\$48	-	\$1,218	\$2,854	479	\$5.96
VAN HORNE PUBLIC LIB	EC	B	-	\$2,000	-	\$275	-	\$2,275	\$9,115	682	\$13.37
VAN METER PUBLIC LIB	C	B	\$1,116	-	\$65	\$250	\$525	\$1,956	\$7,006	747	\$9.38
VARINA PUBLIC LIBRAR	NW	A	\$527	-	\$464	\$116	-	\$1,107	\$2,334	122	\$19.13
VENTURA PUBLIC LIBRA	NC	B	\$195	\$1,610	\$147	\$1,722	-	\$3,674	\$10,243	614	\$16.68
VICTOR PUBLIC LIBRAR	EC	C	\$1,812	\$40	\$1,071	\$564	\$3,000	\$6,487	\$16,772	1,046	\$16.03
VILLISCA PUBLIC LIBR	SW	C	\$1,400	-	-	\$2,040	\$5,388	\$8,828	\$18,804	1,434	\$13.11
VINTON PUBLIC LIBRAR	EC	E	\$3,473	-	\$4,704	\$8,605	-	\$16,782	\$54,854	5,040	\$10.88
VOLGA PUBLIC LIBRARY	NE	A	-	\$1,082	\$122	-	\$2,358	\$3,562	\$6,502	310	\$20.97
WADENA PUBLIC LIBRAR	NE	A	-	\$1,630	\$31	\$481	-	\$2,142	\$4,185	230	\$18.20
WALL LAKE PUBLIC LIB	NW	B	\$800	\$900	\$500	-	-	\$2,200	\$12,575	892	\$14.10
WALNUT PUBLIC LIBRAR	SW	B	\$1,162	-	-	\$787	-	\$1,949	\$7,085	897	\$7.90
WAPELLO PUBLIC LIBRA	SE	C	\$1,996	-	\$1,995	\$3,825	-	\$7,816	\$20,848	2,011	\$10.37
WASHINGTON PUBLIC LI	SE	E	\$9,819	-	\$7,509	\$1,014	\$4,546	\$22,888	\$93,769	6,584	\$14.24
WATERLOO PUBLIC LIBR	NE	H	\$137,555	-	\$31,373	\$124,744	\$24,993	\$318,665	\$1,084,704	75,985	\$14.28
WAUCOMA PUBLIC LIBRA	NE	A	\$874	-	\$22,221	\$534	\$5,500	\$29,129	\$31,179	308	\$101.23
WAUKEE PUBLIC LIBRAR	C	C	\$5,095	\$3,200	-	-	\$629	\$8,924	\$18,148	2,227	\$8.15
WAUKON PUBLIC LIBRAR	NE	D	\$5,950	-	\$25,767	\$7,745	-	\$39,462	\$88,041	3,983	\$22.10
WAVERLY PUBLIC LIBRA	NE	E	\$14,912	-	\$656	\$16,478	\$804	\$32,850	\$164,998	8,444	\$19.54
WEBB PUBLIC LIBRARY	NW	A	-	\$1,100	\$75	-	-	\$1,175	\$4,954	222	\$22.32
WEBSTER CITY PUBLIC	NC	E	\$3,602	-	\$1,517	\$41,391	\$4,389	\$50,899	\$205,095	8,572	\$23.93
WELLMAN PUBLIC LIBRA	SE	C	-	-	-	-	-	-	\$8,937	1,125	\$7.94

LIBRARY REPORT OF EXPENDITURES

(PART 2)

NAME	REG CD.	SZ. OPERATIONS	PLANT CD.	CITY/COUNTY PLANT OPER.	EQUIPMENT	OTHER OPER. EXPENDITURE	CAPITAL OUTLAY	SUBTOTAL	TOTAL	POPULATION OF LIBRARY	PER CAPITA EXPENDITURE	
WELLSBURG PUBLIC LIB	NE	B		\$811	\$240	\$1,553	-	\$2,121	\$4,725	\$12,663	761	\$16.64
WESLEY PUBLIC LIBRAR	NC	B		\$1,995	\$487	\$367	\$404	-	\$3,253	\$11,583	598	\$19.37
WEST BEND PUBLIC LIB	NC	B		\$2,718	-	\$518	\$2,121	-	\$5,357	\$21,486	941	\$22.83
WEST BRANCH PUBLIC L	EC	C		\$2,197	-	\$3,626	\$4,272	\$3,500	\$13,595	\$43,350	1,867	\$23.22
WEST DES MOINES PUBL	C	F		\$22,000	-	\$3,300	\$17,795	-	\$43,095	\$329,593	21,894	\$15.05
WEST LIBERTY PUBLIC	SE	D		\$5,548	-	\$1,416	\$683	\$5,544	\$13,191	\$35,386	2,723	\$13.00
WEST POINT PUBLIC LI	SE	C		\$2,642	-	-	\$1,645	-	\$4,287	\$16,694	1,133	\$14.73
WEST UNION PUBLIC LI	NE	D		\$2,130	\$110	-	\$2,176	\$2,862	\$7,278	\$34,975	2,783	\$12.57
WESTGATE PUBLIC LIBR	NE	A		-	\$400	-	-	-	\$400	\$5,990	263	\$22.78
WESTSIDE PUBLIC LIBR	NW	A		\$1,000	-	\$319	\$168	-	\$1,487	\$3,010	387	\$7.78
WHAT CHEER PUBLIC LI	SE	B		\$223	-	-	\$232	-	\$455	\$5,667	803	\$7.06
WHEATLAND PUBLIC LIB	EC	B		\$1,151	-	-	\$182	-	\$1,333	\$6,058	840	\$7.21
WHITING PUBLIC LIBRA	NW	B		\$1,003	-	\$773	-	-	\$1,776	\$10,873	734	\$14.81
WHITTEMORE PUBLIC LI	NC	B		\$2,890	-	\$173	\$4,077	-	\$7,140	\$21,759	647	\$33.63
WILLIAMS PUBLIC LIBR	NC	A		-	-	-	\$200	-	\$200	\$2,395	410	\$5.84
WILLIAMSBURG PUBLIC	EC	C		\$2,640	-	\$546	\$644	\$9,684	\$13,514	\$38,859	2,033	\$19.11
WILTON PUBLIC LIBRAR	SE	D		\$203	\$7,500	\$263	\$850	\$663	\$9,479	\$28,560	2,502	\$11.41
WINFIELD PUBLIC LIBR	SE	C		\$1,060	\$2,250	\$35	\$672	-	\$4,017	\$14,319	1,042	\$13.74
WINTERSET PUBLIC LIB	C	D		\$7,150	\$2,452	\$2,368	\$3,381	\$1,900	\$17,251	\$74,460	4,021	\$18.52
WINTHROP PUBLIC LIBR	NE	B		\$1,241	-	\$110	\$213	-	\$1,564	\$9,021	767	\$11.76
WODEN PUBLIC LIBRARY	NC	A		\$1,586	\$85	\$818	-	-	\$2,489	\$7,579	287	\$26.41
WOODBINE PUBLIC LIBR	SW	C		\$1,991	-	\$174	\$1,067	\$1,282	\$4,514	\$19,017	1,463	\$13.00
WOODBURY COUNTY LIBR	NW	I		\$11,063	-	\$1,264	\$1,238	-	\$13,565	\$80,075	15,697	\$5.10
WOODWARD PUBLIC LIBR	C	C		\$2,409	-	\$1,605	\$598	-	\$4,612	\$14,621	1,212	\$12.06
WYOMING PUBLIC LIBRA	EC	B		\$2,037	-	-	\$1,560	\$515	\$4,112	\$10,060	702	\$14.33
ZEARING PUBLIC LIBRA	C	B		\$175	\$677	\$433	\$1,569	\$1,079	\$3,933	\$11,645	630	\$18.48

---

## **IV Acquisitions**

- \* Total by Region**

- \* Average by Region**



REPORT OF ACQUISITIONS - REGION C TOTAL

SIZE GROUP	NO. LIB TOT RPT	VOLUMES	TITLES	GOV. DOC.	SERIALS PERIOD.	BOOK MICR.	SER. MICR.	GOV.DOC. MICRO.	AUDIO	FILMS	VIDEO	COMPUTER SOFTWARE	OTHER	TOTAL ACQUIS. PER CAP
A- 0 -	499 114	6 2,058	722	3	8	-----	-----	-----	71	-----	25	-----	5	2,170 1.03
B- 500 -	999 140	16 8,534	7,206	99	80	-----	-----	10	323	-----	422	3	392	9,863 .84
C- 1,000 -	2,499 144	16 11,568	11,567	67	98	-----	7	1	327	-----	204	37	406	12,715 .52
D- 2,500 -	4,999 52	6 11,254	8,367	51	47	-----	-----	-----	507	-----	74	30	173	12,136 .75
E- 5,000 -	9,999 36	4 5,348	5,154	-----	16	-----	-----	-----	253	2	34	15	248	5,916 .22
F- 10,000 -	24,999 12	6 17,511	15,648	96	75	-----	1	-----	1,882	7	442	2	650	20,666 .22
G- 25,000 -	49,999 9	2 18,734	13,172	-----	17	-----	-----	-----	771	-----	213	14	339	20,088 .28
H- OVER -	50,000 8	1 51,286	51,286	7,824	1	8	8	-----	1,027	-----	189	47	1	60,391 .32
I-COUNTY LIBRARIES	4 1	1,072	1,072	-----	-----	-----	-----	-----	-----	-----	-----	-----	-----	1,072 .05
REGION C TOTAL	519 58	127,365	114,194	8,140	342	8	16	11	5,161	9	1,603	148	2,214	145,017 .32

REPORT OF ACQUISITIONS - REGION EC TOTAL

SIZE GROUP	NO. LIB TOT RPT	VOLUMES	TITLES	GOV. DOC.	SERIALS PERIOD.	BOOK MICR.	SER. MICR.	GOV.DOC. MICRO.	AUDIO	FILMS	VIDEO	COMPUTER SOFTWARE	OTHER	TOTAL ACQUIS. PER CAP
A- 0 -	499 114	7 1,917	1,839	29	10	-----	-----	-----	12	-----	18	-----	116	2,102 .83
B- 500 -	999 140	22 11,677	11,932	339	17	2	1	-----	156	6	122	-----	358	12,678 .78
C- 1,000 -	2,499 144	17 10,657	9,216	46	67	-----	1	-----	435	11	306	9	731	12,263 .46
D- 2,500 -	4,999 52	8 10,203	10,083	-----	37	2	1	4	273	-----	17	1	374	10,912 .35
E- 5,000 -	9,999 36	4 8,401	7,088	17	25	-----	9	-----	482	4	59	7	54	9,058 .32
F- 10,000 -	24,999 12	1 5,044	-----	-----	-----	-----	-----	-----	237	-----	-----	-----	60	5,341 .27
G- 25,000 -	49,999 9	1 5,545	3,624	-----	16	-----	-----	1	172	-----	-----	-----	155	5,889 .18
H- OVER -	50,000 8	2 32,588	6,125	-----	47	-----	1	-----	931	5	215	55	430	34,272 .21
I-COUNTY LIBRARIES	4 0	-----	-----	-----	-----	-----	-----	-----	-----	-----	-----	-----	-----	-----
REGION EC TOTAL	519 62	86,032	49,907	431	219	4	13	5	2,698	26	737	72	2,278	92,515 .29

REPORT OF ACQUISITIONS - REGION NC TOTAL

SIZE GROUP	NO. LIB TOT RPT	VOLUMES	TITLES	GOV. DOC.	SERIALS PERIOD.	BOOK MICR.	SER. MICR.	GOV.DOC. MICRO.	AUDIO	FILMS	VIDEO	COMPUTER SOFTWARE	OTHER	TOTAL ACQUIS. PER CAP
A- 0 - 499	114 30	11,593	8,626	158	90	-----	-----	-----	346	1	632	77	97	12,994 1.24
B- 500 - 999	140 21	11,026	8,855	65	57	-----	-----	-----	393	11	572	55	98	12,277 .85
C- 1,000 - 2,499	144 15	10,975	6,585	-----	33	-----	-----	-----	197	6	265	10	210	11,696 .54
D- 2,500 - 4,999	52 9	13,167	16,112	-----	42	-----	-----	1	550	13	363	37	482	14,655 .44
E- 5,000 - 9,999	36 5	9,747	5,613	60	7	-----	2	2	548	46	235	24	118	10,789 .38
F- 10,000 - 24,999	12 0	-----	-----	-----	-----	-----	-----	-----	-----	-----	-----	-----	-----	-----
G- 25,000 - 49,999	9 2	9,550	7,744	-----	11	-----	1	450	247	-----	196	-----	36	10,491 .18
H- OVER - 50,000	8 0	-----	-----	-----	-----	-----	-----	-----	-----	-----	-----	-----	-----	-----
I-COUNTY LIBRARIES	4 0	-----	-----	-----	-----	-----	-----	-----	-----	-----	-----	-----	-----	-----
REGION NC TOTAL	519 82	66,058	53,535	283	240	-----	3	453	2,281	77	2,263	203	1,041	72,902 .43

REPORT OF ACQUISITIONS - REGION NE TOTAL

SIZE GROUP	NO. LIB TOT RPT	VOLUMES	TITLES	GOV. DOC.	SERIALS PERIOD.	BOOK MICR.	SER. MICR.	GOV.DOC. MICRO.	AUDIO	FILMS	VIDEO	COMPUTER SOFTWARE	OTHER	TOTAL ACQUIS. PER CAP
A- 0 - 499	114 15	6,505	5,552	26	79	-----	2	-----	97	-----	24	38	57	6,828 1.42
B- 500 - 999	140 24	16,247	15,499	79	71	218	14	-----	241	-----	90	50	1,020	18,030 1.01
C- 1,000 - 2,499	144 24	17,166	17,042	113	74	1	-----	-----	738	-----	396	76	468	19,032 .50
D- 2,500 - 4,999	52 8	11,256	10,876	70	45	-----	-----	2	119	-----	1	10	371	11,874 .38
E- 5,000 - 9,999	36 3	5,389	5,117	-----	12	-----	-----	-----	63	-----	39	4	25	5,532 .25
F- 10,000 - 24,999	12 0	-----	-----	-----	-----	-----	-----	-----	-----	-----	-----	-----	-----	-----
G- 25,000 - 49,999	9 1	9,683	9,276	-----	16	-----	-----	-----	228	2	-----	-----	1	9,930 .27
H- OVER - 50,000	8 2	9,248	137,242	2,600	30	-----	1	158	356	-----	156	6	19	12,574 .09
I-COUNTY LIBRARIES	4 0	-----	-----	-----	-----	-----	-----	-----	-----	-----	-----	-----	-----	-----
REGION NE TOTAL	519 77	75,494	200,604	2,888	327	219	17	160	1,842	2	706	184	1,961	83,800 .29

REPORT OF ACQUISITIONS - REGION NW TOTAL

SIZE GROUP	NO. LIB TOT RPT	VOLUMES	TITLES	GOV. DOC.	SERIALS PERIOD.	BOOK MICR.	SER. MICR.	GOV.DOC. MICRO.	AUDIO	FILMS	VIDEO	COMPUTER SOFTWARE	OTHER	TOTAL ACQUIS. PER CAP
A- 0 -	499 114 25	10,848	11,040	39	96	-----	-----	-----	133	3	84	4	394	11,601 1.71
B- 500 -	999 140 29	11,949	11,223	44	142	1	2	-----	342	-----	88	30	550	13,148 .59
C- 1,000 - 2,499	144 27	13,979	13,557	94	68	1	1	1	342	-----	201	62	141	14,890 .36
D- 2,500 - 4,999	52 9	11,505	11,208	78	37	4	2	-----	442	-----	163	42	298	12,571 .41
E- 5,000 - 9,999	36 8	15,438	17,135	12	93	-----	-----	-----	649	-----	70	19	996	17,277 .28
F- 10,000 - 24,999	12 1	2,281	2,142	19	2	-----	-----	1,500	153	-----	8	215	757	4,935 .42
G- 25,000 - 49,999	9 0	-----	-----	-----	-----	-----	-----	-----	-----	-----	-----	-----	-----	-----
H- OVER - 50,000	8 1	20,722	-----	5,104	-----	-----	-----	-----	285	221	116	5	20	26,473 .32
I-COUNTY LIBRARIES	4 1	1,241	1,241	-----	-----	-----	-----	-----	-----	-----	-----	-----	-----	1,241 .08
REGION NW TOTAL	519 101	87,963	67,546	5,390	438	6	5	1,501	2,346	224	730	377	3,156	102,136 .38

REPORT OF ACQUISITIONS - REGION SE TOTAL

SIZE GROUP	NO. LIB TOT RPT	VOLUMES	TITLES	GOV. DOC.	SERIALS PERIOD.	BOOK MICR.	SER. MICR.	GOV.DOC. MICRO.	AUDIO	FILMS	VIDEO	COMPUTER SOFTWARE	OTHER	TOTAL ACQUIS. PER CAP
A- 0 -	499 114 10	3,659	2,253	-----	32	-----	-----	-----	173	-----	39	-----	15	3,918 1.14
B- 500 -	999 140 11	5,709	3,574	1	57	-----	7	4	117	-----	63	1	189	6,148 .80
C- 1,000 - 2,499	144 15	6,319	5,906	108	35	3	-----	-----	83	-----	153	60	122	6,883 .34
D- 2,500 - 4,999	52 4	4,823	363	-----	15	-----	1	-----	144	2	3	-----	215	5,203 .42
E- 5,000 - 9,999	36 4	9,114	7,122	1	47	-----	-----	-----	473	3	95	15	227	9,975 .33
F- 10,000 - 24,999	12 4	17,817	9,958	-----	22	-----	1	5	957	8	429	38	184	19,461 .32
G- 25,000 - 49,999	9 3	7,877	11,691	27	69	-----	-----	-----	720	10	231	1	165	9,100 .11
H- OVER - 50,000	8 1	11,836	6,305	11,001	15	2	-----	-----	1,133	-----	20	20	-----	24,027 .23
I-COUNTY LIBRARIES	4 1	3,482	2,423	-----	31	-----	-----	-----	150	-----	1	3	3,500	7,167 .29
REGION SE TOTAL	519 53	70,636	49,595	11,138	323	5	9	9	3,950	23	1,034	138	4,617	91,882 .26

REPORT OF ACQUISITIONS - REGION SW TOTAL

SIZE GROUP	NO. LIB TOT RPT	LIB RPT	VOLUMES	TITLES	GOV. DOC.	SERIALS PERIOD.	BOOK MICR.	SER. MICR.	GOV.DOC. MICRO.	AUDIO	FILMS	VIDEO	COMPUTER SOFTWARE	OTHER	TOTAL ACQUIS.	PER CAP	
A- 0 -	499	114	13	4,218	4,442	27	12	-----	-----	51	-----	61	-----	172	4,541	1.00	
B- 500 -	999	140	12	5,740	5,050	78	62	-----	-----	132	-----	15	-----	204	6,231	.77	
C- 1,000 -	2,499	144	24	12,123	9,331	864	100	2	8	3	665	-----	107	13	395	14,280	.39
D- 2,500 -	4,999	52	6	4,924	4,855	6	27	-----	54	5	501	-----	221	-----	123	5,861	.28
E- 5,000 -	9,999	36	7	9,521	8,892	22	23	9	17	-----	493	-----	142	34	153	10,414	.23
F- 10,000 -	24,999	12	0	-----	-----	-----	-----	-----	-----	-----	-----	-----	-----	-----	-----	-----	-----
G- 25,000 -	49,999	9	0	-----	-----	-----	-----	-----	-----	-----	-----	-----	-----	-----	-----	-----	-----
H- OVER -	50,000	8	1	6,183	4,698	-----	28	-----	-----	-----	118	2	71	-----	8	6,410	.11
I-COUNTY LIBRARIES	4	0	-----	-----	-----	-----	-----	-----	-----	-----	-----	-----	-----	-----	-----	-----	-----
REGION SW TOTAL	519	63	42,709	37,268	997	252	11	79	8	1,960	2	617	47	1,055	47,737	.28	

REPORT OF ACQUISITIONS - REGION C AVERAGE

SIZE GROUP	NO. LIB TOT RPT	VOLUMES	TITLES	GOV. DOC.	SERIALS PERIOD.	BOOK MICR.	SER. MICR.	GOV.DOC. MICRO.	AUDIO	FILMS	VIDEO	COMPUTER SOFTWARE	OTHER	TOTAL ACQUIS. PER CAP
A- 0 -	499 114	6	343	120	1	1	-----	-----	12	-----	4	-----	1	362 1.03
B- 500 -	999 140	16	533	450	6	5	-----	1	20	-----	26	-----	25	616 .84
C- 1,000 -	2,499 144	16	723	723	4	6	-----	-----	20	-----	13	2	25	795 .52
D- 2,500 -	4,999 52	6	1,876	1,395	9	8	-----	-----	85	-----	12	5	29	2,023 .75
E- 5,000 -	9,999 36	4	1,337	1,289	-----	4	-----	-----	63	1	9	4	62	1,479 .22
F- 10,000 -	24,999 12	6	2,919	2,608	16	13	-----	-----	314	1	74	-----	108	3,444 .22
G- 25,000 -	49,999 9	2	9,367	6,586	-----	9	-----	-----	386	-----	107	7	170	10,044 .28
H- OVER -	50,000 8	1	51,286	51,286	7,824	1	8	8	1,027	-----	189	47	1	60,391 .32
I-COUNTY LIBRARIES	4	1	1,072	1,072	-----	-----	-----	-----	-----	-----	-----	-----	-----	1,072 .05
REGION C AVERAGE	519 58	2,196	1,969	140	6	-----	-----	-----	89	-----	28	3	38	2,500 .32

REPORT OF ACQUISITIONS - REGION EC AVERAGE

SIZE GROUP	NO. LIB TOT RPT	VOLUMES	TITLES	GOV. DOC.	SERIALS PERIOD.	BOOK MICR.	SER. MICR.	GOV.DOC. MICRO.	AUDIO	FILMS	VIDEO	COMPUTER SOFTWARE	OTHER	TOTAL ACQUIS. PER CAP
A- 0 -	499 114	7	274	263	4	1	-----	-----	2	-----	3	-----	17	300 .83
B- 500 -	999 140	22	531	542	15	1	-----	-----	7	-----	6	-----	16	576 .78
C- 1,000 -	2,499 144	17	627	542	3	4	-----	-----	26	1	18	1	43	721 .46
D- 2,500 -	4,999 52	8	1,275	1,260	-----	5	-----	1	34	-----	2	-----	47	1,364 .35
E- 5,000 -	9,999 36	4	2,100	1,772	4	6	-----	2	121	1	15	2	14	2,265 .32
F- 10,000 -	24,999 12	1	5,044	-----	-----	-----	-----	-----	237	-----	-----	-----	60	5,341 .27
G- 25,000 -	49,999 9	1	5,545	3,624	-----	16	-----	1	172	-----	-----	-----	155	5,889 .18
H- OVER -	50,000 8	2	16,294	3,063	-----	24	-----	1	466	3	108	28	215	17,136 .21
I-COUNTY LIBRARIES	4	0	-----	-----	-----	-----	-----	-----	-----	-----	-----	-----	-----	-----
REGION EC AVERAGE	519 62	1,388	805	7	4	-----	-----	-----	44	-----	12	1	37	1,492 .29

REPORT OF ACQUISITIONS - REGION NC AVERAGE

SIZE GROUP	NO. LIB		VOLUMES	TITLES	GOV. DOC.	SERIALS PERIOD.	BOOK MICR.	SER. MICR.	GOV. DOC. MICRO.	AUDIO FILMS	VIDEO	COMPUTER SOFTWARE	OTHER	TOTAL ACQUIS.	PER CAP	
	TOT	RPT														
A- 0 -	499	114	30	386	288	5	3	-----	-----	12	-----	21	3	3	433	1.24
B- 500 -	999	140	21	525	422	3	3	-----	-----	19	1	27	3	5	585	.85
C- 1,000 - 2,499	144	15	732	439	-----	2	-----	-----	-----	13	-----	18	1	14	780	.54
D- 2,500 - 4,999	52	9	1,463	1,790	-----	5	-----	-----	-----	61	1	40	4	54	1,628	.44
E- 5,000 - 9,999	36	5	1,949	1,123	12	1	-----	-----	-----	110	9	47	5	24	2,158	.38
F- 10,000 - 24,999	12	0	-----	-----	-----	-----	-----	-----	-----	-----	-----	-----	-----	-----	-----	-----
G- 25,000 - 49,999	9	2	4,775	3,872	-----	6	-----	1	225	124	-----	98	-----	18	5,246	.18
H- OVER - 50,000	8	0	-----	-----	-----	-----	-----	-----	-----	-----	-----	-----	-----	-----	-----	-----
I-COUNTY LIBRARIES	4	0	-----	-----	-----	-----	-----	-----	-----	-----	-----	-----	-----	-----	-----	-----
REGION NC AVERAGE	519	82	806	653	3	3	-----	-----	6	28	1	28	2	13	889	.43

REPORT OF ACQUISITIONS - REGION NE AVERAGE

SIZE GROUP	NO. LIB		VOLUMES	TITLES	GOV. DOC.	SERIALS PERIOD.	BOOK MICR.	SER. MICR.	GOV. DOC. MICRO.	AUDIO FILMS	VIDEO	COMPUTER SOFTWARE	OTHER	TOTAL ACQUIS.	PER CAP		
	TOT	RPT															
A- 0 -	499	114	15	434	370	2	5	-----	-----	6	-----	2	3	4	455	1.42	
B- 500 -	999	140	24	677	646	3	3	9	1	-----	10	-----	4	2	43	751	1.01
C- 1,000 - 2,499	144	24	715	710	5	3	-----	-----	-----	31	-----	17	3	20	793	.50	
D- 2,500 - 4,999	52	8	1,407	1,360	9	6	-----	-----	-----	15	-----	-----	1	46	1,484	.38	
E- 5,000 - 9,999	36	3	1,796	1,706	-----	4	-----	-----	-----	21	-----	13	1	8	1,844	.25	
F- 10,000 - 24,999	12	0	-----	-----	-----	-----	-----	-----	-----	-----	-----	-----	-----	-----	-----	-----	
G- 25,000 - 49,999	9	1	9,683	9,276	-----	16	-----	-----	-----	228	2	-----	-----	1	9,930	.27	
H- OVER - 50,000	8	2	4,624	68,621	1,300	15	-----	1	79	178	-----	78	3	10	6,287	.09	
I-COUNTY LIBRARIES	4	0	-----	-----	-----	-----	-----	-----	-----	-----	-----	-----	-----	-----	-----	-----	
REGION NE AVERAGE	519	77	980	2,605	38	4	3	-----	2	24	-----	9	2	25	1,088	.29	

REPORT OF ACQUISITIONS - REGION NW AVERAGE

SIZE GROUP	NO. LIB TOT RPT	VOLUMES	TITLES	GOV. DOC.	SERIALS PERIOD.	BOOK MICR.	SER. MICR.	GOV.DOC. MICRO.	AUDIO	FILMS	VIDEO	COMPUTER SOFTWARE	OTHER	TOTAL ACQUIS. PER CAP
A- 0 - 499	114	25	434	442	2	4	-----	-----	5	-----	3	-----	16	464 1.71
B- 500 - 999	140	29	412	387	2	5	-----	-----	12	-----	3	1	19	453 .59
C- 1,000 - 2,499	144	27	518	502	3	3	-----	-----	13	-----	7	2	5	551 .36
D- 2,500 - 4,999	52	9	1,278	1,245	9	4	-----	-----	49	-----	18	5	33	1,397 .41
E- 5,000 - 9,999	36	8	1,930	2,142	2	12	-----	-----	81	-----	9	2	125	2,160 .28
F- 10,000 - 24,999	12	1	2,281	2,142	19	2	-----	-----	1,500	153	-----	8	215	757 4,935 .42
G- 25,000 - 49,999	9	0	-----	-----	-----	-----	-----	-----	-----	-----	-----	-----	-----	-----
H- OVER - 50,000	8	1	20,722	-----	5,104	-----	-----	-----	285	221	116	5	20	26,473 .32
I-COUNTY LIBRARIES	4	1	1,241	1,241	-----	-----	-----	-----	-----	-----	-----	-----	-----	1,241 .08
REGION NW AVERAGE	519	101	871	669	53	4	-----	-----	15	23	2	7	4	31 1,011 .38

REPORT OF ACQUISITIONS - REGION SE AVERAGE

SIZE GROUP	NO. LIB TOT RPT	VOLUMES	TITLES	GOV. DOC.	SERIALS PERIOD.	BOOK MICR.	SER. MICR.	GOV.DOC. MICRO.	AUDIO	FILMS	VIDEO	COMPUTER SOFTWARE	OTHER	TOTAL ACQUIS. PER CAP
A- 0 - 499	114	10	366	225	-----	3	-----	-----	17	-----	4	-----	2	392 1.14
B- 500 - 999	140	11	519	325	-----	5	-----	1	-----	11	-----	6	-----	17 559 .80
C- 1,000 - 2,499	144	15	421	394	7	2	-----	-----	6	-----	10	4	8	459 .34
D- 2,500 - 4,999	52	4	1,206	91	-----	4	-----	-----	36	1	1	-----	54	1,301 .42
E- 5,000 - 9,999	36	4	2,279	1,781	-----	12	-----	-----	118	1	24	4	57	2,494 .33
F- 10,000 - 24,999	12	4	4,454	2,490	-----	6	-----	-----	1	239	2	107	10	46 4,865 .32
G- 25,000 - 49,999	9	3	2,626	3,897	9	23	-----	-----	240	3	77	-----	55	3,033 .11
H- OVER - 50,000	8	1	11,836	6,305	11,001	15	2	-----	-----	1,133	-----	20	20	24,027 .23
I-COUNTY LIBRARIES	4	1	3,482	2,423	-----	31	-----	-----	150	-----	1	3	3,500	7,167 .29
REGION SE AVERAGE	519	53	1,333	936	210	6	-----	-----	75	-----	20	3	87	1,734 .26

REPORT OF ACQUISITIONS - REGION SW AVERAGE

SIZE GROUP	NO. LIB TOT RPT	VOLUMES	TITLES	GOV. DOC.	SERIALS PERIOD.	BOOK MICR.	SER. MICR.	GOV.DOC. MICRO.	AUDIO	FILMS	VIDEO	COMPUTER SOFTWARE	OTHER	TOTAL ACQUIS. PER CAP
A- 0 - 499	114 13	324	342	2	1	-----	-----	-----	4	-----	5	-----	13	349 1.00
B- 500 - 999	140 12	478	421	7	5	-----	-----	-----	11	-----	1	-----	17	519 .77
C- 1,000 - 2,499	144 24	505	389	36	4	-----	-----	-----	28	-----	4	1	16	595 .39
D- 2,500 - 4,999	52 6	821	809	1	5	-----	9	1	84	-----	37	-----	21	977 .28
E- 5,000 - 9,999	36 7	1,360	1,270	3	3	1	2	-----	70	-----	20	5	22	1,488 .23
F- 10,000 - 24,999	12 0	-----	-----	-----	-----	-----	-----	-----	-----	-----	-----	-----	-----	-----
G- 25,000 - 49,999	9 0	-----	-----	-----	-----	-----	-----	-----	-----	-----	-----	-----	-----	-----
H- OVER - 50,000	8 1	6,183	4,698	-----	28	-----	-----	-----	118	2	71	-----	8	6,410 .11
I-COUNTY LIBRARIES	4 0	-----	-----	-----	-----	-----	-----	-----	-----	-----	-----	-----	-----	-----
REGION SW AVERAGE	519 63	678	592	16	4	-----	1	-----	31	-----	10	1	17	758 .28



## **V Holdings and Circulation**

### **\* Holdings**

**Total by Region**

**Total by Library**

### **\* Circulation**

**Total by Region**

**Total by Library**

REPORT OF HOLDINGS - REGION C TOTAL

SIZE GROUP	NO. TOT	LIB RPT	VOLUMES	TITLES	GOV. DOCUMENTS	SERIALS PERIODIC.	BOOK TITLE MOCROFILM	SERIAL TITLE MICRO	GOV. DOC. TITLE MICRO
A- 0 -	499	114	6	49,885	50,048	8	121	-----	-----
B- 500 -	999	140	16	126,347	108,756	510	348	-----	3 30
C- 1,000 - 2,499	144	16	142,748	132,013	312	535	43	49	5
D- 2,500 - 4,999	52	6	140,996	125,383	106	393	1	21	55
E- 5,000 - 9,999	36	4	91,089	88,631	-----	288	-----	150	-----
F- 10,000 - 24,999	12	6	348,577	311,570	718	1,053	5	21	-----
G- 25,000 - 49,999	9	2	200,935	165,662	-----	609	-----	69	-----
H- OVER - 50,000	8	1	600,616	600,616	47,638	721	46	37	-----
I-COUNTY LIBRARIES	4	1	27,530	27,530	-----	-----	-----	-----	-----
REGION C TOTAL	519	58	1,728,723	1,610,209	49,292	4,068	95	350	90

REPORT OF HOLDINGS - REGION EC TOTAL

SIZE GROUP	NO. TOT	LIB RPT	VOLUMES	TITLES	GOV. DOCUMENTS	SERIALS PERIODIC.	BOOK TITLE MOCROFILM	SERIAL TITLE MICRO	GOV. DOC. TITLE MICRO
A- 0 -	499	114	7	37,898	37,389	75	60	-----	-----
B- 500 -	999	140	22	161,949	155,528	414	261	2 5	-----
C- 1,000 - 2,499	144	17	193,612	185,054	175	724	-----	126	7
D- 2,500 - 4,999	52	8	137,790	112,486	56	555	2	6	11
E- 5,000 - 9,999	36	4	144,486	134,942	171	475	-----	150	43
F- 10,000 - 24,999	12	1	63,265	-----	-----	150	-----	15	-----
G- 25,000 - 49,999	9	1	88,952	84,011	-----	258	-----	11	3
H- OVER - 50,000	8	2	345,550	130,005	-----	890	-----	70	-----
I-COUNTY LIBRARIES	4	0	-----	-----	-----	-----	-----	-----	-----
REGION EC TOTAL	519	62	1,173,502	839,415	891	3,373	4	383	64

AUDIO TITLES	FILM TITLES	VIDEO TITLES	COMPUTER SOFTWARE	OTHER HOLDINGS	TOTAL HOLDINGS	HOLDINGS PER CAP.
1,004	-----	50	-----	47	51,115	24.26
2,773	5	1,131	18	3,684	134,849	11.46
2,359	-----	624	148	1,159	147,982	6.00
2,934	26	323	46	2,623	147,524	7.29
1,581	126	167	37	578	94,016	3.50
14,165	490	1,207	18	5,810	372,064	3.96
10,576	107	803	194	995	214,288	2.95
22,935	36	510	159	359	673,057	3.52
325	-----	-----	-----	-----	27,855	1.41
58,652	790	4,815	620	15,255	1,862,750	4.02

AUDIO TITLES	FILM TITLES	VIDEO TITLES	COMPUTER SOFTWARE	OTHER HOLDINGS	TOTAL HOLDINGS	HOLDINGS PER CAP.
154	14	28	-----	294	38,523	15.21
1,635	110	396	-----	1,252	166,024	10.26
4,460	496	559	124	18,019	218,302	8.16
1,955	22	63	59	4,150	144,669	4.58
4,369	134	219	77	2,067	152,191	5.45
1,447	-----	-----	-----	366	65,243	3.35
2,749	296	1	-----	17,604	109,874	3.35
19,225	605	1,079	55	4,472	371,946	2.31
-----	-----	-----	-----	-----	-----	-----
35,994	1,677	2,345	315	48,224	1,266,772	3.98

REPORT OF HOLDINGS - REGION NC TOTAL

SIZE GROUP	NO. TOT	LIB RPT	VOLUMES	TITLES	GOV. DOCUMENTS	SERIALS PERIODIC.	BOOK TITLE MICROFILM	SERIAL TITLE MICRO	GOV. DOC. TITLE MICRO
A- 0 - 499	114	30	202,246	156,736	1,046	790	122	-----	-----
B- 500 - 999	140	21	188,765	146,709	428	945	-----	3	-----
C- 1,000 - 2,499	144	15	182,413	161,425	38	662	-----	3	-----
D- 2,500 - 4,999	52	9	200,767	189,820	-----	678	-----	73	9
E- 5,000 - 9,999	36	5	165,132	154,890	180	583	-----	305	7
F- 10,000 - 24,999	12	0	-----	-----	-----	-----	-----	-----	-----
G- 25,000 - 49,999	9	2	165,696	137,072	-----	555	-----	51	4,800
H- OVER - 50,000	8	0	-----	-----	-----	-----	-----	-----	-----
I-COUNTY LIBRARIES	4	0	-----	-----	-----	-----	-----	-----	-----
REGION NC TOTAL	519	82	1,105,019	946,652	1,692	4,213	122	435	4,816

REPORT OF HOLDINGS - REGION NE TOTAL

SIZE GROUP	NO. TOT	LIB RPT	VOLUMES	TITLES	GOV. DOCUMENTS	SERIALS PERIODIC.	BOOK TITLE MICROFILM	SERIAL TITLE MICRO	GOV. DOC. TITLE MICRO
A- 0 - 499	114	15	73,377	64,997	111	412	-----	19	-----
B- 500 - 999	140	24	201,012	195,219	220	728	1,323	79	-----
C- 1,000 - 2,499	144	24	310,197	300,959	2,035	1,193	259	49	2
D- 2,500 - 4,999	52	8	207,076	193,162	305	545	-----	9	13
E- 5,000 - 9,999	36	3	135,591	128,937	97	356	-----	19	111
F- 10,000 - 24,999	12	0	-----	-----	-----	-----	-----	-----	-----
G- 25,000 - 49,999	9	1	88,021	87,377	-----	217	-----	1	-----
H- OVER - 50,000	8	2	205,299	426,048	151,808	892	1	47	2,966
I-COUNTY LIBRARIES	4	0	-----	-----	-----	-----	-----	-----	-----
REGION NE TOTAL	519	77	1,220,573	1,396,699	154,576	4,343	1,583	223	3,092

REPORT OF HOLDINGS - REGION NW TOTAL

SIZE GROUP	NO. TOT	LIB RPT	VOLUMES	TITLES	GOV. DOCUMENTS	SERIALS PERIODIC.	BOOK TITLE MICROFILM	SERIAL TITLE MICRO	GOV. DOC. TITLE MICRO
A- 0 -	499 114	25	140,353	130,673	287	710	36	1	-----
B- 500 -	999 140	29	257,799	271,527	231	897	32	75	9
C- 1,000 - 2,499	144	27	343,257	340,308	425	1,397	5	110	21
D- 2,500 - 4,999	52	9	189,619	179,934	750	842	5	22	7
E- 5,000 - 9,999	36	8	302,584	292,758	127	1,061	11	309	7
F- 10,000 - 24,999	12	1	49,890	48,307	86	215	-----	2	13,400
G- 25,000 - 49,999	9	0	-----	-----	-----	-----	-----	-----	-----
H- OVER - 50,000	8	1	171,789	-----	107,590	371	-----	45	-----
I-COUNTY LIBRARIES	4	1	54,725	54,725	-----	52	-----	-----	-----
REGION NW TOTAL	519 101		1,510,016	1,318,232	109,496	5,545	89	564	13,444

REPORT OF HOLDINGS - REGION SE TOTAL

SIZE GROUP	NO. TOT	LIB RPT	VOLUMES	TITLES	GOV. DOCUMENTS	SERIALS PERIODIC.	BOOK TITLE MICROFILM	SERIAL TITLE MICRO	GOV. DOC. TITLE MICRO
A- 0 -	499 114	10	56,841	45,598	11	121	-----	-----	-----
B- 500 -	999 140	11	99,766	95,314	42	353	-----	38	16
C- 1,000 - 2,499	144	15	164,925	149,286	196	1,166	36	132	14
D- 2,500 - 4,999	52	4	87,099	39,062	-----	266	-----	71	-----
E- 5,000 - 9,999	36	4	167,608	160,303	12	542	15	33	7
F- 10,000 - 24,999	12	4	317,818	283,097	-----	857	28	89	46
G- 25,000 - 49,999	9	3	246,494	234,794	2,603	629	2	64	-----
H- OVER - 50,000	8	1	338,533	181,048	53,168	767	47	9	-----
I-COUNTY LIBRARIES	4	1	80,464	60,469	-----	552	-----	-----	-----
REGION SE TOTAL	519 53		1,559,548	1,248,971	56,032	5,253	128	436	83

AUDIO TITLES	FILM TITLES	VIDEO TITLES	COMPUTER SOFTWARE	OTHER HOLDINGS	TOTAL HOLDINGS	HOLDINGS PER CAP.
1,563	15	151	33	1,231	144,380	17.69
5,549	23	225	107	3,745	268,692	12.09
7,037	81	800	284	1,788	355,205	8.59
5,575	214	682	200	7,222	205,138	6.70
9,588	115	434	29	8,382	322,647	5.29
3,625	145	32	231	9,838	77,464	6.61
-----	-----	-----	-----	-----	-----	-----
8,642	285	122	8	488	289,340	3.53
-----	-----	-----	-----	1,430	56,207	3.58
41,579	878	2,446	892	34,124	1,719,073	6.30

AUDIO TITLES	FILM TITLES	VIDEO TITLES	COMPUTER SOFTWARE	OTHER HOLDINGS	TOTAL HOLDINGS	HOLDINGS PER CAP.
272	-----	87	-----	32	57,364	16.68
1,575	1	202	7	4,192	106,192	13.79
3,087	-----	338	59	614	170,567	8.00
662	363	243	-----	7,152	95,856	7.82
3,857	20	178	83	7,481	179,836	6.02
11,313	708	956	165	5,765	337,745	5.52
7,972	480	435	4	13,993	272,676	3.23
8,597	580	150	22	-----	401,873	3.89
5,291	1,343	250	7	6,720	94,627	3.79
42,626	3,495	2,839	347	45,949	1,716,736	4.93

REPORT OF HOLDINGS - REGION SW TOTAL

SIZE GROUP	NO. TOT	LIB RPT	VOLUMES	TITLES	GOV. DOCUMENTS	SERIALS PERIODIC.	BOOK TITLE MICROFILM	SERIAL TITLE MICRO	GOV. DOC. TITLE MICRO
A- 0 -	499 114	13	82,428	86,729	120	202	34	-----	-----
B- 500 -	999 140	12	93,750	77,183	522	332	-----	1	-----
C- 1,000 - 2,499	144 24	24	290,906	260,974	2,244	1,020	124	82	131
D- 2,500 - 4,999	52 6	6	112,381	107,453	6	436	-----	57	8
E- 5,000 - 9,999	36 7	7	221,922	211,807	1,047	706	64	187	12
F- 10,000 - 24,999	12 0	0	-----	-----	-----	-----	-----	-----	-----
G- 25,000 - 49,999	9 0	0	-----	-----	-----	-----	-----	-----	-----
H- OVER - 50,000	8 1	1	188,748	142,701	-----	635	6	32	-----
I-COUNTY LIBRARIES	4 0	0	-----	-----	-----	-----	-----	-----	-----
REGION SW TOTAL	519 63	63	990,135	886,847	3,939	3,331	228	359	151

AUDIO TITLES	FILM TITLES	VIDEO TITLES	COMPUTER SOFTWARE	OTHER HOLDINGS	TOTAL HOLDINGS	HOLDINGS PER CAP.
1,080	20	211	8	1,888	85,991	17.08
1,162	24	180	-----	732	96,703	11.04
7,719	93	556	114	3,249	306,238	8.45
4,759	103	318	2	1,709	119,779	5.75
11,381	451	710	177	11,199	247,856	5.46
-----	-----	-----	-----	-----	-----	-----
-----	-----	-----	-----	-----	-----	-----
3,550	302	71	4	1,589	194,937	3.45
-----	-----	-----	-----	-----	-----	-----
29,651	993	2,046	305	20,366	1,051,504	6.09



## LIBRARY REPORT OF HOLDINGS

(PART 1)

NAME	REGION	SIZE CODE	VOLUMES	TITLES	GOV. DOCUMENTS	SERIALS PERIODIC.	BOOK TITLE MICROFORM	SERIAL TITLE MICRO	GOV. DOC. TITLE MICRO	SUBTOTAL
ACKLEY PUBLIC LIBRAR	NC	C	16,778	16,264	10	49	-	-	-	16,837
ADAIR PUBLIC LIBRARY	SW	B	4,987	3,899	130	48	-	-	-	5,165
ADEL PUBLIC LIBRARY	C	D	16,375	15,213	-	43	-	-	-	16,418
AGENCY PUBLIC LIBRAR	SE	B	11,164	11,147	-	15	-	-	-	11,179
AKRON PUBLIC LIBRARY	NW	C	15,072	15,072	-	60	-	-	-	15,132
ALBERT CITY PUBLIC L	NW	B	9,916	9,916	-	31	-	-	-	9,947
ALBERTON PUBLIC LIBR	SW	B	10,412	10,301	312	-	-	-	-	10,724
ALBIA PUBLIC LIBRARY	SE	D	30,629	41	-	78	-	22	-	30,729
ALBION PUBLIC LIBRAR	C	B	10,400	6,950	10	1	-	-	-	10,411
ALDEN PUBLIC LIBRARY	NC	B	7,521	7,358	-	42	-	1	-	7,564
ALEXANDER PUBLIC LIB	NC	A	10,748	10,748	-	30	42	-	-	10,820
ALGONA PUBLIC LIBRAR	NC	E	31,230	30,770	180	124	-	121	-	31,655
ALLISON PUBLIC LIBRA	NE	C	13,199	12,735	218	79	-	4	-	13,500
ALTA PUBLIC LIBRARY	NW	C	10,612	10,612	-	28	-	-	-	10,640
ALTA VISTA PUBLIC LI	NE	A	4,178	4,052	-	1	-	-	-	4,179
ALTON PUBLIC LIBRARY	NW	B	7,406	6,741	2	68	-	1	-	7,477
ALTOONA PUBLIC LIBRA	C	E	13,424	13,406	-	32	-	1	-	13,457
AMES PUBLIC LIBRARY	C	G	119,772	96,340	-	359	-	69	-	120,200
ANAMOSA PUBLIC LIBRA	EC	D	15,376	15,313	-	50	-	1	-	15,427
ANITA PUBLIC LIBRARY	SW	C	7,330	6,284	-	47	-	1	-	7,378
ANKENY PUBLIC LIBRAR	C	F	46,699	45,425	32	171	-	4	-	46,906
ANTHON PUBLIC LIBRAR	NW	B	8,877	8,877	-	24	-	-	-	8,901
APLINGTON PUBLIC LIB	NE	C	10,082	9,910	-	87	-	-	-	10,169
ARCHER PUBLIC LIBRAR	NW	A	4,590	4,570	-	7	-	-	-	4,597
ARLINGTON PUBLIC LIB	NE	A	3,295	3,228	-	171	-	17	-	3,483
ARMSTRONG PUBLIC LIB	NC	C	15,573	15,573	6	40	-	2	-	15,621
ARNOLDS PARK PUBLIC	NW	C	12,493	12,290	122	58	-	-	-	12,673
ARTHUR PUBLIC LIBRAR	NW	A	2,929	8	3	19	-	-	-	2,951
ASHTON PUBLIC LIBRAR	NW	A	13,011	12,593	30	22	-	-	-	13,063
ATKINS PUBLIC LIBRAR	EC	B	5,477	5,318	-	19	-	-	-	5,496
ATLANTIC PUBLIC LIBR	SW	E	32,899	32,451	-	89	-	1	-	32,989
AUBURN PUBLIC LIBRAR	NW	A	8,329	8,253	-	38	-	-	-	8,367
AUDUBON PUBLIC LIBRA	SW	D	23,523	22,683	6	84	-	4	-	23,617
AURELIA PUBLIC LIBRA	NW	C	10,111	9,915	-	6	-	-	-	10,117
AVOCA PUBLIC LIBRARY	SW	C	12,648	12,604	38	24	-	-	-	12,710
BAGLEY PUBLIC LIBRAR	SW	A	6,377	6,197	-	17	-	-	-	6,394
BANCROFT PUBLIC LIBR	NC	C	14,685	14,685	-	52	-	-	-	14,737
BATAVIA PUBLIC LIBRA	SE	B	5,502	5,134	-	28	-	-	-	5,530
BAYARD PUBLIC LIBRAR	SW	B	15,834	13,405	-	59	-	1	-	15,894
BEAMAN PUBLIC LIBRAR	NE	A	5,663	5,496	-	37	-	2	-	5,702
BEDFORD PUBLIC LIBRA	SW	C	19,706	19,661	-	41	59	2	-	19,808
BELLE PLAINE PUBLIC	EC	D	13,570	12,734	56	40	2	1	11	13,680
BELLEVUE PUBLIC LIBR	EC	C	14,195	14,046	-	79	-	4	1	14,279
BELMOND PUBLIC LIBRA	NC	D	22,300	20,537	-	72	-	1	-	22,373
BENNETT PUBLIC LIBRA	EC	A	2,565	2,440	-	-	-	-	-	2,565
BETTENDORF PUBLIC LI	SE	G	92,600	82,647	-	276	-	-	-	92,876
BIRMINGHAM PUBLIC LI	SE	A	4,572	4,684	-	-	-	-	-	4,572

## LIBRARY REPORT OF HOLDINGS

(PART 2)

NAME	REGION	SIZE CODE	AUDIO TITLES	FILM TITLES	VIDEO TITLES	COMPUTER SOFTWARE	OTHER HOLDINGS	SUBTOTAL	TOTAL HOLDINGS
ACKLEY PUBLIC LIBRAR	NC	C	539	-	73	-	12	624	17,461
ADAIR PUBLIC LIBRARY	SW	B	309	-	74	-	33	416	5,581
ADEL PUBLIC LIBRARY	C	D	433	-	-	-	425	858	17,276
AGENCY PUBLIC LIBRAR	SE	B	-	-	-	-	-	-	11,179
AKRON PUBLIC LIBRARY	NW	C	50	1	32	11	-	94	15,226
ALBERT CITY PUBLIC L	NW	B	-	-	-	-	10	10	9,957
ALBERTON PUBLIC LIBR	SW	B	-	-	-	-	-	-	10,724
ALBIA PUBLIC LIBRARY	SE	D	74	29	-	-	282	385	31,114
ALBION PUBLIC LIBRAR	C	B	-	-	-	1	-	1	10,412
ALDEN PUBLIC LIBRARY	NC	B	426	-	156	9	-	591	8,155
ALEXANDER PUBLIC LIB	NC	A	380	-	61	6	151	598	11,418
ALGONA PUBLIC LIBRAR	NC	E	866	58	67	10	66	1,067	32,722
ALLISON PUBLIC LIBRA	NE	C	400	-	16	-	-	416	13,916
ALTA PUBLIC LIBRARY	NW	C	-	27	-	-	-	27	10,667
ALTA VISTA PUBLIC LI	NE	A	-	-	-	-	183	183	4,362
ALTON PUBLIC LIBRARY	NW	B	326	-	-	5	-	331	7,808
ALTOONA PUBLIC LIBRA	C	E	150	-	-	16	10	176	13,633
AMES PUBLIC LIBRARY	C	G	7,801	19	803	170	824	9,617	129,817
ANAMOSA PUBLIC LIBRA	EC	D	50	-	-	-	25	75	15,502
ANITA PUBLIC LIBRARY	SW	C	187	-	-	-	185	372	7,750
ANKENY PUBLIC LIBRAR	C	F	1,617	9	167	16	1,280	3,089	49,995
ANTHON PUBLIC LIBRAR	NW	B	-	-	45	-	-	45	8,946
APLINGTON PUBLIC LIB	NE	C	271	25	-	-	29	325	10,494
ARCHER PUBLIC LIBRAR	NW	A	20	-	-	-	-	20	4,617
ARLINGTON PUBLIC LIB	NE	A	28	-	-	-	-	28	3,511
ARMSTRONG PUBLIC LIB	NC	C	2	-	2	-	4	8	15,629
ARNOLDS PARK PUBLIC	NW	C	65	-	-	-	15	80	12,753
ARTHUR PUBLIC LIBRAR	NW	A	-	-	-	-	4	4	2,955
ASHTON PUBLIC LIBRAR	NW	A	60	-	-	-	10	70	13,133
ATKINS PUBLIC LIBRAR	EC	B	111	-	63	-	32	206	5,702
ATLANTIC PUBLIC LIBR	SW	E	1,499	-	91	32	2,190	3,812	36,801
AUBURN PUBLIC LIBRAR	NW	A	12	-	-	-	166	178	8,545
AUDUBON PUBLIC LIBRA	SW	D	207	1	-	-	339	547	24,164
AURELIA PUBLIC LIBRA	NW	C	91	-	167	-	-	258	10,375
AVOCA PUBLIC LIBRARY	SW	C	98	-	-	22	-	120	12,830
BAGLEY PUBLIC LIBRAR	SW	A	41	-	91	-	40	172	6,566
BANCROFT PUBLIC LIBR	NC	C	141	-	35	7	432	615	15,352
BATAVIA PUBLIC LIBRA	SE	B	-	-	20	-	44	64	5,594
BAYARD PUBLIC LIBRAR	SW	B	488	-	82	-	301	871	16,765
BEAMAN PUBLIC LIBRAR	NE	A	109	-	-	-	162	271	5,973
BEDFORD PUBLIC LIBRA	SW	C	552	-	-	-	30	582	20,390
BELLE PLAINE PUBLIC	EC	D	183	-	51	1	863	1,098	14,778
BELLEVUE PUBLIC LIBR	EC	C	273	38	-	5	913	1,229	15,508
BELMOND PUBLIC LIBRA	NC	D	30	389	127	9	75	630	23,003
BENNETT PUBLIC LIBRA	EC	A	-	-	-	-	25	25	2,590
BETTENDORF PUBLIC LI	SE	G	4,201	213	173	-	2,100	6,687	99,563
BIRMINGHAM PUBLIC LI	SE	A	-	-	-	-	-	-	4,572

## LIBRARY REPORT OF HOLDINGS

(PART 1)

NAME	REGION	SIZE CODE	VOLUMES	TITLES	GOV. DOCUMENTS	SERIALS PERIODIC.	BOOK TITLE MICROFORM	SERIAL TITLE MICRO	GOV. DOC. TITLE MICRO	SUBTOTAL
ACKLEY PUBLIC LIBRAR	NC	C	16,778	16,264	10	49	-	-	-	16,837
ADAIR PUBLIC LIBRARY	SW	B	4,987	3,899	130	48	-	-	-	5,165
ADEL PUBLIC LIBRARY	C	D	16,375	15,213	-	43	-	-	-	16,418
AGENCY PUBLIC LIBRAR	SE	B	11,164	11,147	-	15	-	-	-	11,179
AKRON PUBLIC LIBRARY	NW	C	15,072	15,072	-	60	-	-	-	15,132
ALBERT CITY PUBLIC L	NW	B	9,916	9,916	-	31	-	-	-	9,947
ALBERTON PUBLIC LIBR	SW	B	10,412	10,301	312	-	-	-	-	10,724
ALBIA PUBLIC LIBRARY	SE	D	30,629	41	-	78	-	22	-	30,729
ALBION PUBLIC LIBRAR	C	B	10,400	6,950	10	1	-	-	-	10,411
ALDEN PUBLIC LIBRARY	NC	B	7,521	7,358	-	42	-	1	-	7,564
ALEXANDER PUBLIC LIB	NC	A	10,748	10,748	-	30	42	-	-	10,820
ALGONA PUBLIC LIBRAR	NC	E	31,230	30,770	180	124	-	121	-	31,655
ALLISON PUBLIC LIBRA	NE	C	13,199	12,735	218	79	-	4	-	13,500
ALTA PUBLIC LIBRARY	NW	C	10,612	10,612	-	28	-	-	-	10,640
ALTA VISTA PUBLIC LI	NE	A	4,178	4,052	-	1	-	-	-	4,179
ALTON PUBLIC LIBRARY	NW	B	7,406	6,741	2	68	-	1	-	7,477
ALTOONA PUBLIC LIBRA	C	E	13,424	13,406	-	32	-	1	-	13,457
AMES PUBLIC LIBRARY	C	G	119,772	96,340	-	359	-	69	-	120,200
ANAMOSA PUBLIC LIBRA	EC	D	15,376	15,313	-	50	-	1	-	15,427
ANITA PUBLIC LIBRARY	SW	C	7,330	6,284	-	47	-	1	-	7,378
ANKENY PUBLIC LIBRAR	C	F	46,699	45,425	32	171	-	4	-	46,906
ANTHON PUBLIC LIBRAR	NW	B	8,877	8,877	-	24	-	-	-	8,901
APLINGTON PUBLIC LIB	NE	C	10,082	9,910	-	87	-	-	-	10,169
ARCHER PUBLIC LIBRAR	NW	A	4,590	4,570	-	7	-	-	-	4,597
ARLINGTON PUBLIC LIB	NE	A	3,295	3,228	-	171	-	17	-	3,483
ARMSTRONG PUBLIC LIB	NC	C	15,573	15,573	6	40	-	2	-	15,621
ARNOLDS PARK PUBLIC	NW	C	12,493	12,290	122	58	-	-	-	12,673
ARTHUR PUBLIC LIBRAR	NW	A	2,929	8	3	19	-	-	-	2,951
ASHTON PUBLIC LIBRAR	NW	A	13,011	12,593	30	22	-	-	-	13,063
ATKINS PUBLIC LIBRAR	EC	B	5,477	5,318	-	19	-	-	-	5,496
ATLANTIC PUBLIC LIBR	SW	E	32,899	32,451	-	89	-	1	-	32,989
AUBURN PUBLIC LIBRAR	NW	A	8,329	8,253	-	38	-	-	-	8,367
AUDUBON PUBLIC LIBRA	SW	D	23,523	22,683	6	84	-	4	-	23,617
AURELIA PUBLIC LIBRA	NW	C	10,111	9,915	-	6	-	-	-	10,117
AVOCA PUBLIC LIBRARY	SW	C	12,648	12,604	38	24	-	-	-	12,710
BAGLEY PUBLIC LIBRAR	SW	A	6,377	6,197	-	17	-	-	-	6,394
BANCROFT PUBLIC LIBR	NC	C	14,685	14,685	-	52	-	-	-	14,737
BATAVIA PUBLIC LIBRA	SE	B	5,502	5,134	-	28	-	-	-	5,530
BAYARD PUBLIC LIBRAR	SW	B	15,834	13,405	-	59	-	1	-	15,894
BEAMAN PUBLIC LIBRAR	NE	A	5,663	5,496	-	37	-	2	-	5,702
BEDFORD PUBLIC LIBRA	SW	C	19,706	19,661	-	41	59	2	-	19,808
BELLE PLAINE PUBLIC	EC	D	13,570	12,734	56	40	2	1	11	13,680
BELLEVUE PUBLIC LIBR	EC	C	14,195	14,046	-	79	-	4	1	14,279
BELMOND PUBLIC LIBRA	NC	D	22,300	20,537	-	72	-	1	-	22,373
BENNETT PUBLIC LIBRA	EC	A	2,565	2,440	-	-	-	-	-	2,565
BETTENDORF PUBLIC LI	SE	G	92,600	82,647	-	276	-	-	-	92,876
BIRMINGHAM PUBLIC LI	SE	A	4,572	4,684	-	-	-	-	-	4,572

## LIBRARY REPORT OF HOLDINGS

(PART 2)

NAME	REGION	SIZE CODE	AUDIO TITLES	FILM TITLES	VIDEO TITLES	COMPUTER SOFTWARE	OTHER HOLDINGS	SUBTOTAL	TOTAL HOLDINGS
ACKLEY PUBLIC LIBRAR	NC	C	539	-	73	-	12	624	17,461
ADAIR PUBLIC LIBRARY	SW	B	309	-	74	-	33	416	5,581
ADEL PUBLIC LIBRARY	C	D	433	-	-	-	425	858	17,276
AGENCY PUBLIC LIBRAR	SE	B	-	-	-	-	-	-	11,179
AKRON PUBLIC LIBRARY	NW	C	50	1	32	11	-	94	15,226
ALBERT CITY PUBLIC L	NW	B	-	-	-	-	10	10	9,957
ALBERTON PUBLIC LIBR	SW	B	-	-	-	-	-	-	10,724
ALBIA PUBLIC LIBRARY	SE	D	74	29	-	-	282	385	31,114
ALBION PUBLIC LIBRAR	C	B	-	-	-	1	-	1	10,412
ALDEN PUBLIC LIBRARY	NC	B	426	-	156	9	-	591	8,155
ALEXANDER PUBLIC LIB	NC	A	380	-	61	6	151	598	11,418
ALGONA PUBLIC LIBRAR	NC	E	866	58	67	10	66	1,067	32,722
ALLISON PUBLIC LIBRA	NE	C	400	-	16	-	-	416	13,916
ALTA PUBLIC LIBRARY	NW	C	-	27	-	-	-	27	10,667
ALTA VISTA PUBLIC LI	NE	A	-	-	-	-	183	183	4,362
ALTON PUBLIC LIBRARY	NW	B	326	-	-	5	-	331	7,808
ALTOONA PUBLIC LIBRA	C	E	150	-	-	16	10	176	13,633
AMES PUBLIC LIBRARY	C	G	7,801	19	803	170	824	9,617	129,817
ANAMOSA PUBLIC LIBRA	EC	D	50	-	-	-	25	75	15,502
ANITA PUBLIC LIBRARY	SW	C	187	-	-	-	185	372	7,750
ANKENY PUBLIC LIBRAR	C	F	1,617	9	167	16	1,280	3,089	49,995
ANTHON PUBLIC LIBRAR	NW	B	-	-	45	-	-	45	8,946
APLINGTON PUBLIC LIB	NE	C	271	25	-	-	29	325	10,494
ARCHER PUBLIC LIBRAR	NW	A	20	-	-	-	-	20	4,617
ARLINGTON PUBLIC LIB	NE	A	28	-	-	-	-	28	3,511
ARMSTRONG PUBLIC LIB	NC	C	2	-	2	-	4	8	15,629
ARNOLDS PARK PUBLIC	NW	C	65	-	-	-	15	80	12,753
ARTHUR PUBLIC LIBRAR	NW	A	-	-	-	-	4	4	2,955
ASHTON PUBLIC LIBRAR	NW	A	60	-	-	-	10	70	13,133
ATKINS PUBLIC LIBRAR	EC	B	111	-	63	-	32	206	5,702
ATLANTIC PUBLIC LIBR	SW	E	1,499	-	91	32	2,190	3,812	36,801
AUBURN PUBLIC LIBRAR	NW	A	12	-	-	-	166	178	8,545
AUDUBON PUBLIC LIBRA	SW	D	207	1	-	-	339	547	24,164
AURELIA PUBLIC LIBRA	NW	C	91	-	167	-	-	258	10,375
AVOCA PUBLIC LIBRARY	SW	C	98	-	-	22	-	120	12,830
BAGLEY PUBLIC LIBRAR	SW	A	41	-	91	-	40	172	6,566
BANCROFT PUBLIC LIBR	NC	C	141	-	35	7	432	615	15,352
BATAVIA PUBLIC LIBRA	SE	B	-	-	20	-	44	64	5,594
BAYARD PUBLIC LIBRAR	SW	B	488	-	82	-	301	871	16,765
BEAMAN PUBLIC LIBRAR	NE	A	109	-	-	-	162	271	5,973
BEDFORD PUBLIC LIBRA	SW	C	552	-	-	-	30	582	20,390
BELLE PLAINE PUBLIC	EC	D	183	-	51	1	863	1,098	14,778
BELLEVUE PUBLIC LIBR	EC	C	273	38	-	5	913	1,229	15,508
BELMOND PUBLIC LIBRA	NC	D	30	389	127	9	75	630	23,003
BENNETT PUBLIC LIBRA	EC	A	-	-	-	-	25	25	2,590
BETTENDORF PUBLIC LI	SE	G	4,201	213	173	-	2,100	6,687	99,563
BIRMINGHAM PUBLIC LI	SE	A	-	-	-	-	-	-	4,572

## LIBRARY REPORT OF HOLDINGS

(PART 1)

NAME	REGION	SIZE CODE	VOLUMES	TITLES	GOV. DOCUMENTS	SERIALS PERIODIC.	BOOK TITLE MICROFORM	SERIAL TITLE MICRO	GOV. DOC. TITLE MICRO	SUBTOTAL
BLAIRSTOWN PUBLIC LI	EC	B	8,173	8,134	14	5	-	1	-	8,193
BLAKESBURG PUBLIC LI	SE	A	4,934	4,691	-	-	-	-	-	4,934
BLOOMFIELD PUBLIC LI	SE	D	14,670	12,558	-	66	-	-	-	14,736
BODE PUBLIC LIBRARY	NC	A	2,385	1,745	-	36	-	-	-	2,421
BONAPARTE PUBLIC LIB	SE	A	10,629	7,223	-	1	-	-	-	10,630
BONDURANT COMMUNITY	C	C	6,708	6,708	-	20	-	-	-	6,728
BOONE PUBLIC LIBRARY	C	F	51,691	51,691	-	152	-	1	-	51,844
BOYDEN PUBLIC LIBRAR	NW	B	13,340	13,340	-	77	-	-	-	13,417
BRITT PUBLIC LIBRARY	NC	C	18,737	18,391	9	41	-	-	-	18,787
BROOKLYN PUBLIC LIBR	EC	C	6,955	6,705	-	45	-	1	-	7,001
BUFFALO CENTER PUBLI	NC	C	8,840	6,335	-	33	-	-	-	8,873
BURLINGTON PUBLIC LI	SE	G	73,894	72,983	2,603	195	2	41	-	76,735
BURT PUBLIC LIBRARY	NC	B	6,796	6,796	-	21	-	-	-	6,817
BUSSEY PUBLIC LIBRAR	C	B	5,078	5,056	17	2	-	-	-	5,097
CALAMUS PUBLIC LIBRA	EC	A	3,089	3,089	-	-	-	-	-	3,089
CALLENDER PUBLIC LIB	NC	A	6,561	6,537	-	41	-	-	-	6,602
CALMAR PUBLIC LIBRAR	NE	C	7,620	7,612	-	21	-	-	-	7,641
CAMANCHE PUBLIC	EC	D	28,508	28,252	-	129	-	-	-	28,637
CANTRIL PUBLIC LIBRA	SE	A	2,339	2,422	-	-	-	-	-	2,339
CARLISLE PUBLIC LIBR	C	D	21,254	12,839	61	50	-	11	51	21,427
CARROLL PUBLIC LIBRA	NW	E	63,367	63,367	110	205	5	2	-	63,689
CARTER LAKE PUBLIC L	SW	D	12,008	12,008	-	10	-	-	-	12,018
CASCADE PUBLIC LIBRA	NE	C	12,800	12,785	4	24	-	2	-	12,830
CASEY PUBLIC LIBRARY	SW	A	7,229	7,045	-	11	-	-	-	7,240
CEDAR FALLS PUBLIC L	NE	G	88,021	87,377	-	217	-	1	-	88,239
CEDAR RAPIDS PUBLIC	EC	H	201,187	-	-	402	-	-	-	201,589
CENTER POINT PUBLIC	EC	C	9,986	9,728	15	15	-	50	-	10,066
CENTERVILLE PUBLIC L	SE	E	33,947	30,995	-	155	-	17	6	34,125
CENTRAL CITY PUBLIC	EC	C	13,429	13,340	-	36	-	-	-	13,465
CHARITON PUBLIC LIBR	SW	D	22,724	19,191	-	126	-	-	8	22,858
CHARLES CITY PUBLIC	NC	E	-	36,000	-	-	-	-	-	-
CHARTER OAK PUBLIC L	NW	B	5,141	5,141	-	-	-	-	-	5,141
CHELSEA PUBLIC LIBRA	EC	A	6,605	6,497	-	25	-	-	-	6,630
CHEROKEE PUBLIC LIBR	NW	E	27,133	25,922	17	80	6	198	5	27,439
CHURDAN PUBLIC LIBRA	C	B	11,641	11,641	295	40	-	1	30	12,007
CLARE PUBLIC LIBRARY	NC	A	5,358	5,288	32	15	-	-	-	5,405
CLARENCE PUBLIC LIBR	EC	C	7,198	6,927	100	14	-	1	-	7,313
CLARINDA PUBLIC LIBR	SW	E	41,330	38,805	-	104	-	126	-	41,560
CLARION PUBLIC LIBRA	NC	D	16,176	15,988	-	57	-	-	-	16,233
CLARKSVILLE PUBLIC L	NE	C	10,560	10,523	390	32	-	1	-	10,983
CLEAR LAKE PUBLIC LI	NC	E	46,876	46,400	-	116	-	3	-	46,995
CLEARFIELD PUBLIC LI	SW	A	4,625	4,625	9	7	-	-	-	4,641
CLEGHORN PUBLIC LIBR	NW	A	4,446	4,402	5	4	-	-	-	4,455
CLERMONT PUBLIC LIBR	NE	B	4,959	4,884	-	21	-	-	-	4,980
CLINTON PUBLIC LIBRA	EC	G	88,952	84,011	-	258	-	11	3	89,224
COGGON PUBLIC LIBRAR	EC	B	5,000	3,880	-	8	-	-	-	5,008
COLESBURG PUBLIC LIB	NE	A	2,139	1,900	-	3	-	-	-	2,142

## LIBRARY REPORT OF HOLDINGS

(PART 2)

NAME	REGION	SIZE CODE	AUDIO TITLES	FILM TITLES	VIDEO TITLES	COMPUTER SOFTWARE	OTHER HOLDINGS	SUBTOTAL	TOTAL HOLDINGS
BLAIRSTOWN PUBLIC LI	EC	B	160	13	32	-	324	529	8,722
BLAKESBURG PUBLIC LI	SE	A	133	-	-	-	30	163	5,097
BLOOMFIELD PUBLIC LI	SE	D	356	-	-	-	-	356	15,092
BODE PUBLIC LIBRARY	NC	A	63	-	23	-	16	102	2,523
BONAPARTE PUBLIC LIB	SE	A	-	-	-	-	-	-	10,630
BONDURANT COMMUNITY	C	C	-	-	35	19	-	54	6,782
BOONE PUBLIC LIBRARY	C	F	3,404	245	285	-	384	4,318	56,162
BOYDEN PUBLIC LIBRAR	NW	B	1,343	-	-	-	-	1,343	14,760
BRITT PUBLIC LIBRARY	NC	C	-	-	-	-	-	-	18,787
BROOKLYN PUBLIC LIBR	EC	C	-	10	-	-	80	90	7,091
BUFFALO CENTER PUBLI	NC	C	250	-	3	15	51	319	9,192
BURLINGTON PUBLIC LI	SE	G	2,130	76	97	-	11,851	14,154	90,889
BURT PUBLIC LIBRARY	NC	B	121	12	1	4	2	140	6,957
BUSSEY PUBLIC LIBRAR	C	B	65	-	-	-	-	65	5,162
CALAMUS PUBLIC LIBRA	EC	A	-	-	-	-	-	-	3,089
CALLENDER PUBLIC LIB	NC	A	41	1	41	66	24	173	6,775
CALMAR PUBLIC LIBRAR	NE	C	30	-	-	-	-	30	7,671
CAMANCHE PUBLIC	EC	D	585	16	-	-	824	1,425	30,062
CANTRIL PUBLIC LIBRA	SE	A	66	-	87	-	-	153	2,492
CARLISLE PUBLIC LIBR	C	D	193	-	34	-	96	323	21,750
CARROLL PUBLIC LIBRA	NW	E	2,904	-	-	9	324	3,237	66,926
CARTER LAKE PUBLIC L	SW	D	391	-	217	-	163	771	12,789
CASCADE PUBLIC LIBRA	NE	C	1	-	1	-	-	2	12,832
CASEY PUBLIC LIBRARY	SW	A	351	-	38	-	21	410	7,650
CEDAR FALLS PUBLIC L	NE	G	8,453	490	32	-	143	9,118	97,357
CEDAR RAPIDS PUBLIC	EC	H	9,957	429	468	-	436	11,290	212,879
CENTER POINT PUBLIC	EC	C	110	-	1	-	47	158	10,224
CENTERVILLE PUBLIC L	SE	E	1,001	-	-	-	800	1,801	35,926
CENTRAL CITY PUBLIC	EC	C	-	-	-	-	65	65	13,530
CHARITON PUBLIC LIBR	SW	D	2,855	102	-	-	31	2,988	25,846
CHARLES CITY PUBLIC	NC	E	-	-	-	-	-	-	-
CHARTER OAK PUBLIC L	NW	B	-	-	3	-	-	3	5,144
CHELSEA PUBLIC LIBRA	EC	A	70	-	-	-	41	111	6,741
CHEROKEE PUBLIC LIBR	NW	E	932	18	122	-	-	1,072	28,511
CHURDAN PUBLIC LIBRA	C	B	667	3	210	1	49	930	12,937
CLARE PUBLIC LIBRARY	NC	A	-	-	149	2	8	159	5,564
CLARENCE PUBLIC LIBR	EC	C	216	-	4	-	150	370	7,683
CLARINDA PUBLIC LIBR	SW	E	5,334	28	67	19	34	5,482	47,042
CLARION PUBLIC LIBRA	NC	D	650	136	30	12	152	980	17,213
CLARKSVILLE PUBLIC L	NE	C	50	-	-	-	41	91	11,074
CLEAR LAKE PUBLIC LI	NC	E	755	286	108	12	92	1,253	48,248
CLEARFIELD PUBLIC LI	SW	A	-	-	-	-	-	-	4,641
CLEGHORN PUBLIC LIBR	NW	A	35	-	-	-	17	52	4,507
CLERMONT PUBLIC LIBR	NE	B	50	-	-	-	6	56	5,036
CLINTON PUBLIC LIBRA	EC	G	2,749	296	1	-	17,604	20,650	109,874
COGGON PUBLIC LIBRAR	EC	B	-	-	-	-	-	-	5,008
COLESBURG PUBLIC LIB	NE	A	-	-	-	-	-	-	2,142

## LIBRARY REPORT OF HOLDINGS

(PART 1)

NAME	REGION	SIZE CODE	VOLUMES	TITLES	GOV. DOCUMENTS	SERIALS PERIODIC.	BOOK TITLE MICROFORM	SERIAL TITLE MICRO	GOV. DOC. TITLE MICRO	SUBTOTAL
COLLINS PUBLIC LIBRA	C	A	6,692	6,692	-	13	-	-	-	6,705
COLD PUBLIC LIBRARY	C	B	8,014	8,011	33	22	-	-	-	8,069
COLUMBUS JUNCTION PU	SE	C	10,582	10,532	-	32	-	-	-	10,614
CONRAD PUBLIC LIBRAR	NE	C	16,228	16,212	50	105	23	4	-	16,410
COON RAPIDS PUBLIC	NW	C	19,097	18,616	18	69	-	-	-	19,184
CORALVILLE PUBLIC LI	EC	E	52,753	48,210	-	107	-	-	-	52,860
CORNING PUBLIC LIBRA	SW	C	24,996	23,749	-	75	-	6	11	25,088
CORRECTIONVILLE PUBL	NW	B	14,537	14,585	-	90	-	-	-	14,627
CORWITH PUBLIC LIBRA	NC	A	6,603	6,546	-	15	-	-	-	6,618
CORYDON PUBLIC LIBRA	SW	C	14,636	14,441	21	35	-	63	-	14,755
COULTER PUBLIC LIBRA	NC	A	5,830	5,824	13	25	-	-	-	5,868
COUNCIL BLUFFS PUBLI	SW	H	188,748	142,701	-	635	6	32	-	189,421
CRESCO PUBLIC LIBRAR	NE	D	21,761	21,585	-	99	-	1	-	21,861
CRESTON PUBLIC LIBRA	SW	E	24,046	22,215	-	88	9	16	-	24,159
CUMBERLAND PUBLIC LI	SW	A	5,241	5,241	6	4	-	-	-	5,251
DALLAS CENTER PUBLIC	C	C	11,394	11,394	35	63	-	47	5	11,544
DAVENPORT PUBLIC LIB	SE	H	338,533	181,048	53,168	767	47	9	-	392,524
DAYTON PUBLIC LIBRAR	NC	B	9,786	8,836	-	65	-	-	-	9,851
DE SOTO PUBLIC LIBRA	C	C	6,612	6,446	-	10	-	-	-	6,622
DECORAH PUBLIC LIBRA	NW	E	33,977	32,789	-	147	-	-	-	34,124
DELHI PUBLIC LIBRARY	NE	B	4,493	4,430	-	5	-	-	-	4,498
DENISON PUBLIC LIBRA	NW	E	34,979	30,132	-	140	-	5	1	35,125
DENVER PUBLIC LIBRAR	NE	C	20,515	19,766	950	35	-	-	-	21,500
DES MOINES PUBLIC LI	C	H	600,616	600,616	47,638	721	46	37	-	649,058
DEWITT PUBLIC LIBRAR	EC	D	14,938	14,861	-	70	-	1	-	15,009
DEXTER PUBLIC LIBRAR	C	B	5,118	5,118	15	8	-	-	-	5,141
DIKE PUBLIC LIBRARY	NE	B	7,952	7,952	-	29	-	12	-	7,993
DONNELLSON PUBLIC LI	SE	B	10,268	10,068	-	38	-	17	13	10,336
DOON PUBLIC LIBRARY	NW	B	7,133	6,909	-	-	-	-	-	7,133
DOWS PUBLIC LIBRARY	NC	B	12,576	11,883	142	31	-	-	-	12,749
DUBUQUE PUBLIC LIBRA	NE	H	19,198	95,401	15,668	453	1	17	2,966	38,303
DUMONT PUBLIC LIBRAR	NE	B	7,354	7,264	-	59	-	-	-	7,413
DUNCOMBE PUBLIC LIBR	NC	B	4,988	4,876	-	24	-	-	-	5,012
DUNKERTON PUBLIC LIB	NE	B	7,185	5,383	21	33	-	-	-	7,239
DUNLAP PUBLIC LIBRAR	SW	C	1,712	1,500	65	40	-	-	-	1,817
DYERSVILLE PUBLIC LI	NE	D	20,474	19,741	-	82	-	-	-	20,556
DYSART PUBLIC LIBRAR	EC	C	10,760	10,681	-	67	-	-	-	10,827
EAGLE GROVE PUBLIC L	NC	D	23,746	22,244	-	70	-	-	-	23,816
EARLHAM PUBLIC LIBRA	C	C	11,946	10,653	54	43	-	-	-	12,043
EARLVILLE PUBLIC LIB	NE	B	7,571	7,417	-	18	-	-	-	7,589
EARLY PUBLIC LIBRARY	NW	B	12,389	12,351	-	49	-	1	-	12,439
EDDYVILLE PUBLIC LIB	SE	C	7,517	7,888	-	20	-	-	-	7,537
EDGEWOOD PUBLIC LIBR	NE	B	7,975	7,920	-	40	-	1	-	8,016
ELDON PUBLIC LIBRARY	SE	C	9,992	9,029	-	24	-	-	-	10,016
ELDORA PUBLIC LIBRAR	NC	D	15,677	14,897	-	100	-	57	-	15,834
ELGIN PUBLIC LIBRARY	NE	B	12,720	12,620	-	42	-	32	-	12,794
ELK HORN PUBLIC LIBR	SW	B	4,514	4,408	-	25	-	-	-	4,539

## LIBRARY REPORT OF HOLDINGS

(PART 2)

NAME	REGION	SIZE CODE	AUDIO TITLES	FILM TITLES	VIDEO TITLES	COMPUTER SOFTWARE	OTHER HOLDINGS	SUBTOTAL	TOTAL HOLDINGS
COLLINS PUBLIC LIBRA	C	A	139	-	20	-	-	159	6,864
COLO PUBLIC LIBRARY	C	B	21	-	128	-	12	161	8,230
COLUMBUS JUNCTION PU	SE	C	67	-	47	-	101	215	10,829
CONRAD PUBLIC LIBRAR	NE	C	595	-	-	35	573	1,203	17,613
COON RAPIDS PUBLIC	NW	C	462	-	77	24	32	595	19,779
CORALVILLE PUBLIC LI	EC	E	1,907	20	104	-	1,142	3,173	56,033
CORNING PUBLIC LIBRA	SW	C	191	-	-	72	565	828	25,916
CORRECTIONVILLE PUBL	NW	B	-	-	-	-	-	-	14,627
CORWITH PUBLIC LIBRA	NC	A	-	-	-	-	20	20	6,638
CORYDON PUBLIC LIBRA	SW	C	111	39	-	-	-	150	14,905
COULTER PUBLIC LIBRA	NC	A	30	-	47	8	47	132	6,000
COUNCIL BLUFFS PUBLI	SW	H	3,550	302	71	4	1,589	5,516	194,937
CRESCO PUBLIC LIBRAR	NE	D	200	-	-	5	54	259	22,120
CRESTON PUBLIC LIBRA	SW	E	313	-	-	-	149	462	24,621
CUMBERLAND PUBLIC LI	SW	A	20	-	21	-	-	41	5,292
DALLAS CENTER PUBLIC	C	C	35	-	-	-	176	211	11,755
DAVENPORT PUBLIC LIB	SE	H	8,597	580	150	22	-	9,349	401,873
DAYTON PUBLIC LIBRAR	NC	B	285	-	50	4	35	374	10,225
DE SOTO PUBLIC LIBRA	C	C	95	-	-	-	4	99	6,721
DECORAH PUBLIC LIBRA	NW	E	-	-	-	-	1,188	1,188	35,312
DELHI PUBLIC LIBRARY	NE	B	-	-	-	-	-	-	4,498
DENISON PUBLIC LIBRA	NW	E	436	-	-	-	285	721	35,846
DENVER PUBLIC LIBRAR	NE	C	25	36	106	-	-	167	21,667
DES MOINES PUBLIC LI	C	H	22,935	36	510	159	359	23,999	673,057
DEWITT PUBLIC LIBRAR	EC	D	438	-	12	-	833	1,283	16,292
DEXTER PUBLIC LIBRAR	C	B	221	-	41	-	3,130	3,392	8,533
DIKE PUBLIC LIBRARY	NE	B	14	-	-	-	-	14	8,007
DONNELSON PUBLIC LI	SE	B	324	1	44	1	48	418	10,754
DOON PUBLIC LIBRARY	NW	B	-	-	-	-	-	-	7,133
DOWS PUBLIC LIBRARY	NC	B	255	26	151	9	-	441	13,190
DUBUQUE PUBLIC LIBRA	NE	H	137	56	250	-	9	452	38,755
DUMONT PUBLIC LIBRAR	NE	B	215	-	-	-	-	215	7,628
DUNCOMBE PUBLIC LIBR	NC	B	8	-	51	4	-	63	5,075
DUNKERTON PUBLIC LIB	NE	B	-	-	-	1	-	1	7,240
DUNLAP PUBLIC LIBRAR	SW	C	40	-	-	-	-	40	1,857
DYERSVILLE PUBLIC LI	NE	D	406	-	-	-	170	576	21,132
DYSART PUBLIC LIBRAR	EC	C	313	8	-	-	2	323	11,150
EAGLE GROVE PUBLIC L	NC	D	333	76	79	7	95	590	24,406
EARLHAM PUBLIC LIBRA	C	C	149	-	-	-	20	169	12,212
EARLVILLE PUBLIC LIB	NE	B	5	-	1	-	70	76	7,665
EARLY PUBLIC LIBRARY	NW	B	590	-	1	-	561	1,152	13,591
EDDYVILLE PUBLIC LIB	SE	C	26	-	-	-	-	26	7,563
EDGEWOOD PUBLIC LIBR	NE	B	-	-	-	-	1,036	1,036	9,052
ELDON PUBLIC LIBRARY	SE	C	38	-	-	-	-	38	10,054
ELDORA PUBLIC LIBRAR	NC	D	125	-	101	21	60	307	16,141
ELGIN PUBLIC LIBRARY	NE	B	181	-	-	-	1,105	1,286	14,080
ELK HORN PUBLIC LIBR	SW	B	83	-	-	-	8	91	4,630



## LIBRARY REPORT OF HOLDINGS

(PART 1)

NAME	REGION	SIZE CODE	VOLUMES	TITLES	GOV. DOCUMENTS		SERIALS PERIODIC.		BOOK TITLE MICROFORM		SERIAL TITLE MICRO		GOV. DOC. TITLE MICRO		SUBTOTAL
ELKADER PUBLIC LIBRA	NE	C	10,832	10,362	-		45		123		1	-	-	11,001	
ELLIOTT PUBLIC LIBRA	SW	A	8,022	6,329	-		36		34		-	-	-	8,092	
ELLSWORTH PUBLIC LIB	NC	A	8,387	8,195	3		28		-		-	-	-	8,418	
ELMA PUBLIC LIBRARY	NE	B	9,553	9,273	100		50		-		-	-	-	9,703	
ELY PUBLIC LIBRARY	EC	A	3,956	3,873	62		10		-		-	-	-	4,028	
EMERSON PUBLIC LIBRA	SW	B	3,541	3,482	53		8		-		-	-	-	3,602	
EMMETSBURG PUBLIC LI	NW	D	21,358	20,361	-		140		1		3	-	-	21,502	
ESSEX PUBLIC LIBRARY	SW	C	11,189	11,351	-		14		-		-	-	-	11,203	
ESTHERVILLE PUBLIC L	NW	E	45,133	45,133	-		120		-		-	-	-	45,253	
EVANSDALE PUBLIC LIB	NE	D	7,787	7,711	-		8		-		-	-	-	7,795	
EVERLY PUBLIC LIBRAR	NW	A	5,171	5,171	29		5		27		-	-	-	5,232	
EXIRA PUBLIC LIBRARY	SW	B	10,814	10,814	-		52		-		-	-	-	10,866	
FAIRBANK PUBLIC LIBR	NE	B	8,273	8,225	10		47		-		-	-	-	8,330	
FAIRFAX PUBLIC LIBRA	EC	B	5,538	4,593	-		2		-		-	-	-	5,540	
FAIRFIELD PUBLIC LIB	SE	E	64,416	64,416	-		162		15		4	-	-	64,597	
FARMERSBURG PUBLIC L	NE	A	4,600	4,550	-		-		-		-	-	-	4,600	
FARMINGTON PUBLIC LI	SE	B	24,608	23,235	10		11		-		-	-	-	24,629	
FAYETTE PUBLIC LIBRA	NE	C	17,200	14,774	-		42		-		-	-	-	17,242	
FENTON PUBLIC LIBRAR	NC	A	3,575	-	-		11		-		-	-	-	3,586	
FERTILE PUBLIC LIBRA	NC	A	7,553	7,423	-		37		-		-	-	-	7,590	
FONDA PUBLIC LIBRARY	NW	B	8,514	8,105	5		3		-		-	-	-	8,522	
FONTANELLE PUBLIC LI	SW	B	9,440	-	-		24		-		-	-	-	9,464	
FOREST CITY PUBLIC L	NC	D	22,719	22,526	-		-		-		1	-	-	22,720	
FORT ATKINSON PUBLIC	NE	A	5,642	5,617	18		23		-		-	-	-	5,683	
FORT DODGE PUBLIC LI	NC	G	68,928	54,200	-		195		-		-	3,400	-	72,523	
FORT MADISON PUBLIC	SE	F	53,013	51,481	-		142		-		27	-	-	53,182	
FREDERICKSBURG PUBLI	NE	C	5,968	5,888	-		16		-		-	-	-	5,984	
GALVA PUBLIC LIBRARY	NW	A	5,000	5,000	-		27		-		-	-	-	5,027	
GARDEN GROVE PUBLIC	SW	A	8,266	8,109	-		-		-		-	-	-	8,266	
GARNAVILLO PUBLIC LI	NE	B	17,686	17,505	41		49		-		-	-	-	17,776	
GARNER PUBLIC LIBRAR	NC	D	17,542	14,892	-		102		-		6	-	-	17,650	
GARRISON PUBLIC LIBR	EC	A	4,155	4,034	11		20		-		-	-	-	4,186	
GARWIN PUBLIC LIBRAR	EC	B	6,705	6,577	-		4		-		-	-	-	6,709	
GEORGE PUBLIC LIBRAR	NW	C	6,352	6,352	-		34		-		-	-	-	6,386	
GILMAN PUBLIC	C	B	4,915	4,915	-		-		-		-	-	-	4,915	
GILMORE CITY PUBLIC	NW	B	11,345	11,143	-		41		-		-	-	-	11,386	
GLADBROOK PUBLIC LIB	EC	B	10,906	10,878	39		14		-		-	-	-	10,959	
GLENWOOD PUBLIC LIBR	SW	E	21,225	20,156	-		110		55		6	-	-	21,396	
GOWRIE PUBLIC LIBRAR	NC	C	7,519	7,497	-		35		-		-	-	-	7,554	
GRAETTINGER PUBLIC L	NW	B	7,611	7,457	-		46		-		1	-	-	7,658	
GRAFTON PUBLIC LIBRA	NC	A	10,970	-	186		32		-		-	-	-	11,188	
GRAND JUNCTION PUBLI	C	B	9,360	9,138	77		31		-		1	-	-	9,469	
GREENE PUBLIC LIBRAR	NE	C	15,378	15,313	-		59		-		30	-	-	15,467	
GREENFIELD PUBLIC LI	SW	C	2,966	2,298	-		97		2		-	43	-	3,108	
GRIMES PUBLIC LIBRAR	C	C	3,478	931	-		5		-		-	-	-	3,483	
GRINNELL PUBLIC LIBR	EC	E	42,697	38,845	133		189		-		2	-	-	43,021	
GRISWOLD PUBLIC LIBR	SW	C	12,329	255	-		5		-		-	-	-	12,334	

## LIBRARY REPORT OF HOLDINGS

(PART 2)

NAME	REGION	SIZE CODE	AUDIO TITLES	FILM TITLES	VIDEO TITLES	COMPUTER SOFTWARE	OTHER HOLDINGS	SUBTOTAL	TOTAL HOLDINGS
ELKADER PUBLIC LIBRA	NE	C	470	-	-	11	211	692	11,693
ELLIOTT PUBLIC LIBRA	SW	A	176	20	-	-	1,693	1,889	9,981
ELLSWORTH PUBLIC LIB	NC	A	128	-	63	17	26	234	8,652
ELMA PUBLIC LIBRARY	NE	B	-	-	-	-	-	-	9,703
ELY PUBLIC LIBRARY	EC	A	76	14	-	-	157	247	4,275
EMERSON PUBLIC LIBRA	SW	B	30	-	-	-	12	42	3,644
EMMETSBURG PUBLIC LI	NW	D	326	-	-	-	-	326	21,828
ESSEX PUBLIC LIBRARY	SW	C	201	-	14	13	19	247	11,450
ESTHERVILLE PUBLIC L	NW	E	2,506	76	241	-	12	2,835	48,088
EVANSDALE PUBLIC LIB	NE	D	-	-	-	-	-	-	7,795
EVERLY PUBLIC LIBRAR	NW	A	-	-	-	-	334	334	5,566
EXIRA PUBLIC LIBRARY	SW	B	20	24	24	-	159	227	11,093
FAIRBANK PUBLIC LIBR	NE	B	114	1	76	16	23	230	8,560
FAIRFAX PUBLIC LIBRA	EC	B	55	-	72	-	15	142	5,682
FAIRFIELD PUBLIC LIB	SE	E	2,129	20	125	28	5,000	7,302	71,899
FARMERSBURG PUBLIC L	NE	A	18	-	-	-	21	39	4,639
FARMINGTON PUBLIC LI	SE	B	519	-	-	-	1,485	2,004	26,633
FAYETTE PUBLIC LIBRA	NE	C	515	-	25	38	193	771	18,013
FENTON PUBLIC LIBRAR	NC	A	58	-	-	4	12	74	3,660
FERTILE PUBLIC LIBRA	NC	A	55	-	-	-	-	55	7,645
FONDA PUBLIC LIBRARY	NW	B	100	-	13	-	-	113	8,635
FONTANELLE PUBLIC LI	SW	B	-	-	-	-	16	16	9,480
FOREST CITY PUBLIC L	NC	D	190	-	-	7	79	276	22,996
FORT ATKINSON PUBLIC	NE	A	315	-	-	42	-	357	6,040
FORT DODGE PUBLIC LI	NC	G	2,934	399	285	-	206	3,824	76,347
FORT MADISON PUBLIC	SE	F	1,886	259	306	25	5,529	8,005	61,187
FREDERICKSBURG PUBLI	NE	C	164	8	-	-	85	257	6,241
GALVA PUBLIC LIBRARY	NW	A	-	-	-	-	-	-	5,027
GARDEN GROVE PUBLIC	SW	A	-	-	-	-	-	-	8,266
GARNAVILLO PUBLIC LI	NE	B	579	1	-	-	461	1,041	18,817
GARNER PUBLIC LIBRAR	NC	D	441	-	12	7	411	871	18,521
GARRISON PUBLIC LIBR	EC	A	4	-	28	-	34	66	4,252
GARNIN PUBLIC LIBRAR	EC	B	-	-	27	-	39	66	6,775
GEORGE PUBLIC LIBRAR	NW	C	287	-	-	-	10	297	6,683
GILMAN PUBLIC	C	B	-	-	-	-	-	-	4,915
GILMORE CITY PUBLIC	NW	B	287	-	60	-	80	427	11,813
GLADDBROOK PUBLIC LIB	EC	B	337	-	-	-	-	337	11,296
GLENWOOD PUBLIC LIBR	SW	E	940	-	73	-	3,093	4,106	25,502
GOWRIE PUBLIC LIBRAR	NC	C	242	-	50	6	48	346	7,900
GRAETTINGER PUBLIC L	NW	B	278	-	-	10	32	320	7,978
GRAFTON PUBLIC LIBRA	NC	A	62	-	78	40	129	309	11,497
GRAND JUNCTION PUBLI	C	B	216	-	16	-	2	234	9,703
GREENE PUBLIC LIBRAR	NE	C	951	18	149	-	-	1,118	16,585
GREENFIELD PUBLIC LI	SW	C	340	-	101	-	198	639	3,747
GRIMES PUBLIC LIBRAR	C	C	32	-	-	-	15	47	3,530
GRINNELL PUBLIC LIBR	EC	E	1,286	70	115	55	653	2,179	45,200
GRISWOLD PUBLIC LIBR	SW	C	555	-	-	-	36	591	12,925

## LIBRARY REPORT OF HOLDINGS

(PART 1)

NAME	REGION	SIZE CODE	VOLUMES	TITLES	GOV. DOCUMENTS	SERIALS PERIODIC.	BOOK TITLE MICROFORM	SERIAL TITLE MICRO	GOV. DOC. TITLE MICRO	SUBTOTAL
GRUNDY CENTER PUBLIC	NE	D	16,669	16,016	-	94	-	1	-	16,764
GUTHRIE CENTER PUBLI	SW	C	19,983	19,663	-	83	57	-	-	20,123
GUTTENBERG PUBLIC LI	NE	C	11,943	11,374	20	45	-	2	1	12,011
HAMBURG PUBLIC LIBRA	SW	C	9,240	8,978	-	28	-	-	-	9,268
HAMPTON PUBLIC LIBRA	NC	D	29,755	28,960	-	107	-	-	-	29,862
HANLONTOWN PUBLIC LI	NC	A	6,390	6,258	-	11	-	-	-	6,401
HARCOURT PUBLIC LIBR	NC	A	6,520	6,291	-	33	-	-	-	6,553
HARLAN PUBLIC LIBRAR	SW	E	24,220	23,928	850	95	-	7	12	25,184
HAVELOCK PUBLIC LIBR	NW	A	2,270	2,270	-	15	-	-	-	2,285
HAWARDEN PUBLIC LIBR	NW	D	16,572	16,534	-	110	-	4	-	16,686
HAWKEYE PUBLIC LIBRA	NE	B	7,087	6,789	-	24	-	-	-	7,111
HEDRICK LIBRARY	SE	B	6,352	6,193	-	4	-	-	-	6,356
HIAWATHA PUBLIC LIBR	EC	D	13,080	12,665	-	65	-	-	-	13,145
HILLSBORO PUBLIC LIB	SE	A	3,072	3,396	-	5	-	-	-	3,077
HOLSTEIN PUBLIC LIBR	NW	C	16,300	16,227	-	80	-	41	-	16,421
HOPKINTON PUBLIC LIB	NE	B	7,213	7,162	-	15	-	-	-	7,228
HUBBARD PUBLIC LIBRA	NC	B	13,628	12,680	-	51	-	-	-	13,679
HUDSON PUBLIC LIBRAR	NE	C	18,963	18,933	-	68	-	-	-	19,031
HULL PUBLIC LIBRARY	NW	C	12,431	12,370	-	68	-	-	-	12,499
HUMBOLDT PUBLIC LIBR	NC	D	25,802	24,205	-	88	-	-	-	25,890
HUMESTON PUBLIC LIBR	SW	B	7,753	5,055	-	13	-	-	-	7,766
HUXLEY PUBLIC LIBRAR	C	C	7,038	4,710	56	21	-	-	-	7,115
IDA GROVE PUBLIC LIB	NW	C	12,060	13,060	-	86	-	-	-	12,146
INDEPENDENCE PUBLIC	NE	E	50,666	49,680	35	110	-	-	-	50,811
INDIANOLA PUBLIC LIB	C	F	31,734	30,608	-	201	-	12	-	31,947
INWOOD PUBLIC LIBRAR	NW	B	10,673	10,673	25	32	-	-	-	10,730
IONIA PUBLIC LIBRARY	NE	A	5,280	5,240	-	11	-	-	-	5,291
IOWA CITY PUBLIC LIB	EC	H	144,363	130,005	-	488	-	70	-	144,921
IOWA FALLS PUBLIC LI	NC	E	43,517	41,720	-	167	-	1	-	43,685
JAMAICA PUBLIC LIBRA	SW	A	5,653	5,568	-	12	-	-	-	5,665
JANESVILLE PUBLIC LI	NE	B	12,943	12,182	36	42	-	-	-	13,021
JASPER COUNTY LIBRAR	C	I	27,530	27,530	-	-	-	-	-	27,530
JEFFERSON PUBLIC LIB	C	D	35,230	34,460	40	146	-	2	-	35,418
JEWELL PUBLIC LIBRAR	NC	C	6,791	6,537	-	30	-	-	-	6,821
JOICE PUBLIC LIBRARY	NC	A	7,001	5,661	-	39	-	-	-	7,040
KALONA PUBLIC LIBRAR	SE	C	6,168	6,168	20	4	-	32	-	6,224
KANAWHA PUBLIC LIBRA	NC	B	10,711	-	-	31	-	-	-	10,742
KENSETT PUBLIC LIBRA	NC	A	6,013	5,918	-	24	-	-	-	6,037
KEOKUK PUBLIC LIBRAR	SE	F	98,854	83,782	-	204	27	26	46	99,157
KEOSAUQUA PUBLIC LIB	SE	C	14,827	14,800	-	-	-	-	-	14,827
KEOTA PUBLIC LIBRARY	SE	C	10,565	10,027	50	38	-	-	-	10,653
KEYSTONE PUBLIC LIBR	EC	B	8,341	8,206	-	58	2	-	-	8,401
KINGSLEY PUBLIC LIBR	NW	C	11,816	11,410	-	44	-	1	-	11,861
KLEMME PUBLIC LIBRAR	NC	B	6,316	6,310	-	74	-	-	-	6,390
KNOXVILLE PUBLIC LIB	C	E	20,745	20,465	-	82	-	-	-	20,827
LAKE CITY PUBLIC LIB	NW	C	17,117	17,115	-	55	-	-	-	17,172
LAKE MILLS PUBLIC LI	NC	C	15,409	-	-	65	-	-	-	15,474

## LIBRARY REPORT OF HOLDINGS

(PART 2)

NAME	REGION	SIZE CODE	AUDIO TITLES	FILM TITLES	VIDEO TITLES	COMPUTER SOFTWARE	OTHER HOLDINGS	SUBTOTAL	TOTAL HOLDINGS
GRUNDY CENTER PUBLIC	NE	D	630	-	-	12	1,010	1,652	18,416
GUTHRIE CENTER PUBLI	SW	C	1,988	-	233	-	224	2,445	22,568
GUTTENBERG PUBLIC LI	NE	C	63	-	-	-	-	63	12,074
HAMBURG PUBLIC LIBRA	SW	C	-	-	-	-	-	-	9,268
HAMPTON PUBLIC LIBRA	NC	D	1,133	-	277	4	274	1,688	31,550
HANLONTOWN PUBLIC LI	NC	A	-	-	-	31	-	31	6,432
HARCOURT PUBLIC LIBR	NC	A	74	-	58	-	14	146	6,699
HARLAN PUBLIC LIBRAR	SW	E	1,198	56	141	61	2,704	4,160	29,344
HAVELOCK PUBLIC LIBR	NW	A	-	-	-	-	-	-	2,285
HAWARDEN PUBLIC LIBR	NW	D	675	23	235	16	29	978	17,664
HAWKEYE PUBLIC LIBRA	NE	B	-	-	50	-	-	50	7,161
HEDRICK LIBRARY	SE	B	64	-	88	-	5	157	6,513
HIAWATHA PUBLIC LIBR	EC	D	58	6	-	-	1,337	1,401	14,546
HILLSBORO PUBLIC LIB	SE	A	-	-	-	-	-	-	3,077
HOLSTEIN PUBLIC LIBR	NW	C	323	-	-	-	300	623	17,044
HOPKINTON PUBLIC LIB	NE	B	8	-	-	-	-	8	7,236
HUBBARD PUBLIC LIBRA	NC	B	350	36	24	4	-	414	14,093
HUDSON PUBLIC LIBRAR	NE	C	21	-	145	7	-	173	19,204
HULL PUBLIC LIBRARY	NW	C	221	-	-	-	-	221	12,720
HUMBOLDT PUBLIC LIBR	NC	D	1,052	3	141	26	-	1,222	27,112
HUMESTON PUBLIC LIBR	SW	B	-	-	-	-	-	-	7,766
HUXLEY PUBLIC LIBRAR	C	C	150	-	1	-	241	392	7,507
IDA GROVE PUBLIC LIB	NW	C	324	23	-	-	-	347	12,493
INDEPENDENCE PUBLIC	NE	E	3	-	-	-	4	7	50,818
INDIANOLA PUBLIC LIB	C	F	1,240	36	145	-	9	1,430	33,377
INWOOD PUBLIC LIBRAR	NW	B	216	-	-	-	-	216	10,946
IONIA PUBLIC LIBRARY	NE	A	-	-	-	-	-	-	5,291
IOWA CITY PUBLIC LIB	EC	H	9,268	176	611	55	4,036	14,146	159,067
IOWA FALLS PUBLIC LI	NC	E	1,011	-	155	8	8,316	9,490	53,175
JAMAICA PUBLIC LIBRA	SW	A	-	-	-	-	-	-	5,665
JANESVILLE PUBLIC LI	NE	B	197	1	-	-	34	232	13,253
JASPER COUNTY LIBRAR	C	I	325	-	-	-	-	325	27,855
JEFFERSON PUBLIC LIB	C	D	1,325	-	163	28	270	1,786	37,204
JEWELL PUBLIC LIBRAR	NC	C	47	-	62	-	10	119	6,940
JOICE PUBLIC LIBRARY	NC	A	241	-	100	7	27	375	7,415
KALONA PUBLIC LIBRAR	SE	C	21	-	-	-	9	30	6,254
KANAWHA PUBLIC LIBRA	NC	B	28	-	-	-	-	28	10,770
KENSETT PUBLIC LIBRA	NC	A	195	-	-	5	250	450	6,487
KEOKUK PUBLIC LIBRAR	SE	F	2,370	277	95	4	86	2,832	101,989
KEOSAUQUA PUBLIC LIB	SE	C	300	-	-	-	-	300	15,127
KEOTA PUBLIC LIBRARY	SE	C	110	-	-	-	77	187	10,840
KEYSTONE PUBLIC LIBR	EC	B	112	48	171	-	328	659	9,060
KINGSLEY PUBLIC LIBR	NW	C	197	-	-	-	51	248	12,109
KLEMME PUBLIC LIBRAR	NC	B	20	-	-	-	-	20	6,410
KNOXVILLE PUBLIC LIB	C	E	107	13	-	1	225	346	21,173
LAKE CITY PUBLIC LIB	NW	C	583	-	-	-	210	793	17,965
LAKE MILLS PUBLIC LI	NC	C	2,508	34	-	14	-	2,556	18,030

## LIBRARY REPORT OF HOLDINGS

(PART 1)

NAME	REGION	SIZE CODE	VOLUMES	TITLES	GOV. DOCUMENTS	SERIALS PERIODIC.	BOOK TITLE MICROFORM	SERIAL TITLE MICRO	GOV. DOC. TITLE MICRO	SUBTOTAL
LAKE PARK PUBLIC LIB	NW	C	5,607	5,607	-	14	-	-	-	5,621
LAKE VIEW PUBLIC LIB	NW	C	10,697	10,527	19	65	-	-	-	10,781
LAKOTA PUBLIC LIBRAR	NC	A	6,797	5,736	-	42	-	-	-	6,839
LAMONI PUBLIC LIBRAR	SW	D	17,512	17,179	-	65	-	-	-	17,577
LAMONT PUBLIC LIBRAR	NE	B	5,100	4,700	-	3	-	-	-	5,103
LANSING PUBLIC LIBRA	NE	C	9,159	8,791	-	22	-	-	-	9,181
LAPORTE CITY PUBLIC	NE	C	12,586	12,395	8	61	-	-	-	12,655
LARCHWOOD PUBLIC LIB	NW	B	5,712	5,646	-	4	-	-	-	5,716
LAURENS PUBLIC LIBRA	NW	C	17,473	17,121	44	84	-	1	4	17,606
LAWLER PUBLIC LIBRAR	NE	B	2,910	2,910	-	11	-	-	-	2,921
LE MARS PUBLIC LIBRA	NW	E	33,390	32,128	-	137	-	2	1	33,530
LEDYARD PUBLIC LIBRA	NC	A	6,796	6,506	90	15	-	-	-	6,901
LEGRAND PUBLIC LIBRA	C	B	8,024	8,024	10	27	-	-	-	8,061
LEHIGH PUBLIC LIBRAR	NC	B	8,813	8,567	-	9	-	-	-	8,822
LENOX PUBLIC LIBRARY	SW	C	12,311	6,368	-	80	-	-	-	12,391
LEON PUBLIC LIBRARY	SW	C	15,350	15,329	-	31	-	-	-	15,381
LETTS PUBLIC LIBRARY	SE	A	6,557	6,300	-	19	-	-	-	6,576
LEWIS PUBLIC LIBRARY	SW	A	47	7,627	-	3	-	-	-	50
LIME SPRINGS PUBLIC	NE	A	6,317	6,217	-	23	-	-	-	6,340
LINDEN PUBLIC LIBRAR	C	A	4,080	4,080	6	12	-	-	-	4,098
LINN GROVE PUB LIB	NW	A	5,187	5,187	-	12	-	-	-	5,199
LISBON PUBLIC LIBRAR	EC	C	3,109	2,916	5	20	-	10	-	3,144
LITTLE ROCK PUBLIC L	NW	A	5,230	5,167	-	29	-	-	-	5,259
LITTLEPORT PUBLIC LI	NE	A	2,111	2,096	70	14	-	-	-	2,195
LIVERMORE PUBLIC LIB	NC	A	7,575	32	-	39	-	-	-	7,614
LOGAN PUBLIC LIBRARY	SW	C	13,188	12,482	-	41	-	-	-	13,229
LOHRVILLE PUBLIC LIB	NW	B	9,528	9,372	-	52	-	-	-	9,580
LOST NATION PUBLIC L	EC	B	7,735	7,731	-	-	-	-	-	7,735
LOWDEN PUBLIC LIBRAR	EC	B	5,610	5,585	-	1	-	2	-	5,613
LU VERNE PUBLIC LIBR	NC	A	8,874	8,804	45	41	-	-	-	8,960
LYTTON PUBLIC LIBRAR	NW	A	3,107	3,087	-	12	-	-	-	3,119
MADRID PUBLIC LIBRAR	C	C	10,741	10,655	6	40	-	-	-	10,787
MALLARD PUBLIC LIBRA	NW	A	6,166	6,166	-	38	-	-	-	6,204
MALVERN PUBLIC LIBRA	SW	C	11,776	11,480	-	28	-	-	-	11,804
MANCHESTER PUBLIC LI	NE	D	44,876	42,970	-	72	-	2	8	44,958
MANILLA PUBLIC LIBRA	NW	C	6,489	6,489	-	2	-	-	-	6,491
MANLY PUBLIC LIBRARY	NC	C	14,307	14,067	-	23	-	-	-	14,330
MANNING PUBLIC LIBRA	NW	C	12,382	12,382	-	20	-	-	-	12,402
MANSON PUBLIC LIBRAR	NW	C	12,705	12,333	-	55	1	-	-	12,761
MAPLETON PUBLIC LIBR	NW	C	10,306	9,927	-	58	-	-	-	10,364
MAQUOKETA PUBLIC LIB	EC	E	23,270	22,195	33	84	-	3	7	23,397
MARATHON PUBLIC LIBR	NW	A	6,000	5,010	4	41	-	-	-	6,045
MARBLE ROCK PUBLIC L	NC	A	4,234	3,812	-	39	-	-	-	4,273
MARCUS PUBLIC LIBRAR	NW	C	13,630	13,544	195	70	-	24	-	13,919
MARENGO PUBLIC LIBRA	EC	C	10,957	10,554	-	78	-	58	6	11,099
MARION PUBLIC LIBRAR	EC	F	63,265	-	-	150	-	15	-	63,430
MARSHALLTOWN PUBLIC	C	G	81,163	69,322	-	250	-	-	-	81,413

## LIBRARY REPORT OF HOLDINGS

(PART 2)

NAME	REGION	SIZE CODE	AUDIO TITLES	FILM TITLES	VIDEO TITLES	COMPUTER SOFTWARE	OTHER HOLDINGS	SUBTOTAL	TOTAL HOLDINGS
LAKE PARK PUBLIC LIB	NW	C	-	-	-	-	-	-	5,621
LAKE VIEW PUBLIC LIB	NW	C	437	8	91	-	-	536	11,317
LAKOTA PUBLIC LIBRAR	NC	A	124	1	-	11	39	175	7,014
LAMONI PUBLIC LIBRAR	SW	D	711	-	95	2	583	1,391	18,968
LAMONT PUBLIC LIBRAR	NE	B	-	-	-	-	-	-	5,103
LANSING PUBLIC LIBRA	NE	C	-	-	-	-	7	7	9,188
LAPORTE CITY PUBLIC	NE	C	215	-	-	-	14	229	12,884
LARCHWOOD PUBLIC LIB	NW	B	24	-	-	-	-	24	5,740
LAURENS PUBLIC LIBRA	NW	C	521	-	4	46	33	604	18,210
LAWLER PUBLIC LIBRAR	NE	B	78	-	-	-	27	105	3,026
LE MARS PUBLIC LIBRA	NW	E	367	-	49	14	73	503	34,033
LEDYARD PUBLIC LIBRA	NC	A	92	9	-	-	86	187	7,088
LEGRAND PUBLIC LIBRA	C	B	115	1	40	16	468	640	8,701
LEHIGH PUBLIC LIBRAR	NC	B	28	-	195	10	-	233	9,055
LENOX PUBLIC LIBRARY	SW	C	41	-	-	7	-	48	12,439
LEON PUBLIC LIBRARY	SW	C	430	-	-	-	546	976	16,357
LETT'S PUBLIC LIBRARY	SE	A	-	-	-	-	-	-	6,576
LEWIS PUBLIC LIBRARY	SW	A	24	-	-	-	-	24	74
LIME SPRINGS PUBLIC	NE	A	39	-	-	-	1	40	6,380
LINDEN PUBLIC LIBRAR	C	A	-	-	29	-	1	30	4,128
LINN GROVE PUB LIB	NW	A	20	-	-	-	-	20	5,219
LISBON PUBLIC LIBRAR	EC	C	-	-	-	-	-	-	3,144
LITTLE ROCK PUBLIC L	NW	A	94	-	-	-	46	140	5,399
LITTLEPORT PUBLIC LI	NE	A	-	-	-	-	45	45	2,240
LIVERMORE PUBLIC LIB	NC	A	104	1	43	18	-	166	7,780
LOGAN PUBLIC LIBRARY	SW	C	335	-	-	-	161	496	13,725
LOHRVILLE PUBLIC LIB	NW	B	205	-	-	-	-	205	9,785
LOST NATION PUBLIC L	EC	B	-	-	-	-	108	108	7,843
LOWDEN PUBLIC LIBRAR	EC	B	64	15	-	-	310	389	6,002
LU VERNE PUBLIC LIBR	NC	A	260	-	33	74	145	512	9,472
LYTTON PUBLIC LIBRAR	NW	A	-	-	-	-	-	-	3,119
MADRID PUBLIC LIBRAR	C	C	200	-	135	13	44	392	11,179
MALLARD PUBLIC LIBRA	NW	A	-	-	-	-	-	-	6,204
MALVERN PUBLIC LIBRA	SW	C	115	1	-	-	500	616	12,420
MANCHESTER PUBLIC LI	NE	D	165	-	-	-	135	300	45,258
MANILLA PUBLIC LIBRA	NW	C	-	-	-	-	-	-	6,491
MANLY PUBLIC LIBRARY	NC	C	164	-	-	11	64	239	14,569
MANNING PUBLIC LIBRA	NW	C	-	-	-	-	-	-	12,402
MANSON PUBLIC LIBRAR	NW	C	229	-	112	48	61	450	13,211
MAPLETON PUBLIC LIBR	NW	C	65	-	2	83	5	155	10,519
MAQUOKETA PUBLIC LIB	EC	E	433	-	-	22	88	543	23,940
MARATHON PUBLIC LIBR	NW	A	63	-	-	-	10	73	6,118
MARBLE ROCK PUBLIC L	NC	A	41	-	178	6	-	225	4,498
MARCUS PUBLIC LIBRAR	NW	C	209	-	-	-	20	229	14,148
MARENGO PUBLIC LIBRA	EC	C	188	-	-	63	190	441	11,540
MARION PUBLIC LIBRAR	EC	F	1,447	-	-	-	366	1,813	65,243
MARSHALLTOWN PUBLIC	C	G	2,775	88	-	24	171	3,058	84,471

## LIBRARY REPORT OF HOLDINGS

(PART 1)

NAME	REGION	SIZE CODE	VOLUMES	TITLES	GOV.		SERIALS		BOOK TITLE		SERIAL		GOV. DOC.		SUBTOTAL
					DOCUMENTS	PERIODIC.	PERIODIC.	PERIODIC.	MICROFORM	TITLE MICRO	TITLE MICRO	TITLE MICRO			
MARTELLE PUBLIC LIBR	EC	A	5,104	5,104	2		5		-		-				5,111
MASON CITY PUBLIC LI	NC	G	96,768	82,872	-		360		-		51		1,400		98,579
MASSENA PUBLIC LIBRA	SW	B	3,767	3,502	-		19		-		-		-		3,786
MAXWELL PUBLIC LIBRA	C	B	5,489	5,489	-		29		-		-		-		5,518
MAYNARD PUBLIC LIBRA	NE	B	4,366	4,363	-		28		-		-		-		4,394
MCGREGOR PUBLIC LIBR	NE	B	13,093	12,941	-		31		-		-		-		13,124
MECHANICSVILLE PUBLI	EC	C	8,133	7,647	-		17		-		-		-		8,150
MEDIAPOLIS PUBLIC LI	SE	C	22,178	31,155	75		90		-		90		-		22,433
MELBOURNE PUBLIC LIB	C	B	13,843	11,720	40		25		-		-		-		13,908
MELVIN PUBLIC LIBRAR	NW	A	5,754	5,456	-		44		-		-		-		5,798
MENLO PUBLIC LIBRARY	SW	A	7,951	7,823	80		40		-		-		-		8,071
MERRILL PUBLIC LIBRA	NW	B	4,867	4,867	-		71		-		-		-		4,938
MESERVEY PUBLIC LIBR	NC	A	6,485	-	214		-		-		-		-		6,699
MILFORD PUBLIC LIBRA	NW	C	14,135	13,872	-		34		1		37		-		14,207
MILO PUBLIC LIBRARY	C	B	9,500	9,267	-		43		-		-		-		9,543
MILTON PUBLIC LIBRAR	SE	B	-	-	-		-		-		-		-		-
MINBURN PUBLIC LIBRA	C	A	5,904	5,904	-		2		-		-		-		5,906
MISSOURI VALLEY PUBL	SW	D	21,367	21,145	-		81		-		-		-		21,448
MITCHELLVILLE PUBLIC	C	C	9,594	9,544	-		42		7		-		-		9,643
MODALE PUBLIC LIBRAR	SW	A	6,537	6,427	25		29		-		-		-		6,591
MONDAMIN PUBLIC LIBR	SW	A	10,293	9,832	-		4		-		-		-		10,297
MONONA PUBLIC LIBRAR	NE	C	14,493	14,470	366		30		-		-		-		14,889
MONTEZUMA PUBLIC LIB	EC	C	13,860	9,738	-		44		-		-		-		13,904
MONTICELLO PUBLIC LI	EC	D	14,710	14,155	-		74		-		2		-		14,786
MONTROSE PUBLIC LIBR	SE	C	9,979	9,767	-		32		-		-		-		10,011
MORAVIA PUBLIC LIBRA	SE	B	6,260	5,926	29		150		-		-		-		6,439
MORLEY PUBLIC LIBRAR	EC	A	12,424	12,352	-		-		-		-		-		12,424
MORNING SUN PUBLIC L	SE	B	11,243	9,498	-		45		-		1		-		11,289
MOULTON PUBLIC LIBRA	SE	B	14,663	14,663	-		23		-		-		-		14,686
MOUNT AYR PUBLIC LIB	SW	C	11,582	11,546	-		62		6		10		13		11,673
MT PLEASANT PUBLIC L	SE	E	37,705	36,705	12		82		-		1		1		37,801
MURRAY PUBLIC LIBRAR	SW	B	4,600	4,365	-		12		-		-		-		4,612
MUSCATINE PUBLIC LIB	SE	F	117,431	104,839	-		395		-		35		-		117,861
NASHUA PUBLIC LIBRAR	NE	C	15,603	14,718	-		66		63		-		1		15,733
NEVADA PUBLIC LIBRAR	C	E	28,363	27,992	-		93		-		149		-		28,605
NEW ALBIN PUBLIC LIB	NE	B	4,697	4,539	-		37		-		-		-		4,734
NEW HAMPTON PUBLIC L	NE	D	41,115	39,586	-		50		-		5		5		41,175
NEW HARTFORD PUBLIC	NE	B	5,372	5,299	-		4		-		-		-		5,376
NEW LONDON PUBLIC LI	SE	C	-	26,579	-		67		-		-		-		67
NEW SHARON PUBLIC LI	SE	C	-	359	-		650		-		-		-		650
NEW VIRGINIA PUBLIC	C	B	4,546	3,575	-		25		-		-		-		4,571
NEWELL PUBLIC LIBRAR	NW	B	364	11,036	6		39		-		1		-		410
NEWHALL PUBLIC LIB	EC	B	6,884	6,620	4		6		-		-		-		6,894
NEWTON PUBLIC LIBRAR	C	F	78,898	48,673	-		137		5		2		-		79,042
NORA SPRINGS PUBLIC	NC	C	10,992	10,992	-		34		-		-		-		11,026
NORTH ENGLISH PUBLIC	EC	B	12,402	11,214	-		34		-		-		-		12,436
NORTHWOOD PUBLIC LIB	NC	C	16,021	15,280	6		64		-		-		-		16,091

## LIBRARY REPORT OF HOLDINGS

(PART 2)

NAME	REGION	SIZE CODE	AUDIO TITLES	FILM TITLES	VIDEO TITLES	COMPUTER SOFTWARE	OTHER HOLDINGS	SUBTOTAL	TOTAL HOLDINGS
MARTELLE PUBLIC LIBR	EC	A	4	-	-	-	37	41	5,152
MASON CITY PUBLIC LI	NC	G	1,493	33	322	-	-	1,848	100,427
MASSENA PUBLIC LIBRA	SW	B	100	-	-	-	-	100	3,886
MAXWELL PUBLIC LIBRA	C	B	-	-	15	-	-	15	5,533
MAYNARD PUBLIC LIBRA	NE	B	53	1	-	-	-	54	4,448
MCGREGOR PUBLIC LIBR	NE	B	-	-	-	-	-	-	13,124
MECHANICSVILLE PUBLI	EC	C	149	-	50	-	56	255	8,405
MEDIAPOLIS PUBLIC LI	SE	C	175	-	-	-	-	175	22,608
MELBOURNE PUBLIC LIB	C	B	-	-	286	-	-	286	14,194
MELVIN PUBLIC LIBRAR	NW	A	209	-	-	-	28	237	6,035
MENLO PUBLIC LIBRARY	SW	A	230	-	57	-	21	308	8,379
MERRILL PUBLIC LIBRA	NW	B	364	-	-	-	-	364	5,302
MESERVEY PUBLIC LIBR	NC	A	109	35	92	10	20	266	6,965
MILFORD PUBLIC LIBRA	NW	C	297	14	-	-	-	311	14,518
MILO PUBLIC LIBRARY	C	B	104	-	30	-	-	134	9,677
MILTON PUBLIC LIBRAR	SE	B	-	-	-	-	-	-	-
MINBURN PUBLIC LIBRA	C	A	-	-	-	-	-	-	5,906
MISSOURI VALLEY PUBL	SW	D	495	-	6	-	105	606	22,054
MITCHELLVILLE PUBLIC	C	C	126	-	-	6	16	148	9,791
MODALE PUBLIC LIBRAR	SW	A	42	-	4	-	51	97	6,688
MONDAMIN PUBLIC LIBR	SW	A	87	-	-	-	-	87	10,384
MONONA PUBLIC LIBRAR	NE	C	597	11	-	-	-	608	15,497
MONTEZUMA PUBLIC LIB	EC	C	117	-	-	-	282	399	14,303
MONTICELLO PUBLIC LI	EC	D	200	-	-	-	-	200	14,986
MONTROSE PUBLIC LIBR	SE	C	294	-	10	-	-	304	10,315
MORAVIA PUBLIC LIBRA	SE	B	180	-	-	6	-	186	6,625
MORLEY PUBLIC LIBRAR	EC	A	-	-	-	-	-	-	12,424
MORNING SUN PUBLIC L	SE	B	132	-	-	-	170	302	11,591
MOULTON PUBLIC LIBRA	SE	B	-	-	-	-	2,400	2,400	17,086
MOUNT AYR PUBLIC LIB	SW	C	279	-	-	-	149	428	12,101
MT PLEASANT PUBLIC L	SE	E	315	-	53	-	1,626	1,994	39,795
MURRAY PUBLIC LIBRAR	SW	B	-	-	-	-	55	55	4,667
MUSCATINE PUBLIC LIB	SE	F	5,531	172	360	5	150	6,218	124,079
NASHUA PUBLIC LIBRAR	NE	C	395	-	85	-	17	497	16,230
NEVADA PUBLIC LIBRAR	C	E	261	-	42	-	282	585	29,190
NEW ALBIN PUBLIC LIB	NE	B	126	-	-	-	-	126	4,860
NEW HAMPTON PUBLIC L	NE	D	290	-	39	-	167	496	41,671
NEW HARTFORD PUBLIC	NE	B	24	-	-	-	-	24	5,400
NEW LONDON PUBLIC LI	SE	C	875	-	266	59	30	1,230	1,297
NEW SHARON PUBLIC LI	SE	C	-	-	-	-	-	-	650
NEW VIRGINIA PUBLIC	C	B	238	-	-	-	20	258	4,829
NEWELL PUBLIC LIBRAR	NW	B	42	-	1	-	-	43	453
NEWHALL PUBLIC LIB	EC	B	76	10	-	-	30	116	7,010
NEWTON PUBLIC LIBRAR	C	F	2,001	-	-	-	1,287	3,288	82,330
NORA SPRINGS PUBLIC	NC	C	-	-	80	-	-	80	11,106
NORTH ENGLISH PUBLIC	EC	B	135	-	-	-	55	190	12,626
NORTHWOOD PUBLIC LIB	NC	C	-	-	-	-	53	53	16,144



## LIBRARY REPORT OF HOLDINGS

(PART 1)

NAME	REGION	SIZE CODE	VOLUMES	TITLES	GOV. DOCUMENTS	SERIALS PERIODIC.	BOOK TITLE MICROFORM	SERIAL TITLE MICRO	GOV. DOC. TITLE MICRO	SUBTOTAL
NORWALK PUBLIC LIBRA	C	D	17,078	16,878	-	39	-	-	-	17,117
NORWAY PUBLIC LIBRAR	EC	B	4,439	4,356	4	3	-	-	-	4,446
OAKLAND PUBLIC LIBRA	SW	C	18,647	18,530	-	44	-	-	64	18,755
OCHEYEDAN PUBLIC LIB	NW	B	12,258	12,258	-	-	-	-	-	12,258
ODEBOLT PUBLIC LIBRA	NW	C	11,457	11,180	27	38	-	1	-	11,523
OELWEIN PUBLIC LIBRA	NE	E	39,427	38,415	62	103	-	4	100	39,696
OGDEN PUBLIC LIBRARY	C	C	13,287	13,257	-	29	-	2	-	13,318
OLIN PUBLIC LIBRARY	EC	B	7,070	6,798	-	6	-	-	-	7,076
ONAWA PUBLIC LIBRARY	NW	D	26,830	22,036	550	105	-	8	2	27,495
OSAGE PUBLIC LIBRARY	NC	D	27,050	25,571	-	82	-	8	9	27,149
OSCEOLA PUBLIC LIBRA	SW	D	15,247	15,247	-	70	-	53	-	15,370
OSKALOOSA PUBLIC	SE	F	48,520	42,995	-	116	1	1	-	48,638
OSSIAN PUBLIC LIBRAR	NE	B	15,930	15,795	12	24	-	-	-	15,966
OTTUMWA PUBLIC LIBRA	SE	G	80,000	79,164	-	158	-	23	-	80,181
OXFORD JUNCTION PUBL	EC	B	4,113	3,575	-	20	-	-	-	4,133
OXFORD PUBLIC LIBRAR	EC	B	8,213	7,960	13	9	-	-	-	8,235
PACKWOOD PUBLIC LIBR	SE	A	5,513	5,302	10	48	-	-	-	5,571
PALMER PUBLIC LIBRAR	NW	A	7,053	7,053	-	18	-	-	-	7,071
PANORA PUBLIC LIBRAR	SW	C	10,526	9,834	310	55	-	-	-	10,891
PARKERSBURG PUBLIC L	NE	C	13,508	13,342	-	37	-	-	-	13,545
PATON PUBLIC LIBRARY	C	A	12,122	12,787	-	22	-	-	-	12,144
PAULLINA PUBLIC LIBR	NW	C	16,579	16,460	-	51	1	1	-	16,632
PERRY PUBLIC LIBRARY	C	E	28,557	26,768	-	81	-	-	-	28,638
PETERSON PUBLIC LIBR	NW	A	9,779	9,401	92	28	-	-	-	9,899
PLAINFIELD PUBLIC LI	NE	A	5,333	5,262	-	33	-	-	-	5,366
PLEASANTVILLE PUBLIC	C	C	11,112	10,712	32	58	-	-	-	11,202
PLOVER PUBLIC LIBRAR	NW	A	-	-	10	-	-	-	-	10
POCAHONTAS PUBLIC LI	NW	C	16,316	16,274	-	86	2	1	4	16,409
POLK CITY PUBLIC LIB	C	C	6,077	5,956	-	17	-	-	-	6,094
POMEROY PUBLIC LIBRA	NW	B	10,896	10,896	12	30	-	-	-	10,938
POSTVILLE PUBLIC LIB	NE	C	9,063	8,602	-	51	-	3	-	9,117
PRESCOTT PUBLIC LIBR	SW	A	5,835	5,675	-	-	-	-	-	5,835
PRESTON PUBLIC LIBRA	EC	C	9,121	8,200	-	30	-	1	-	9,152
PRIMGHAR PUBLIC LIBR	NW	C	12,010	12,010	-	-	-	1	-	12,011
QUIMBY PUBLIC LIBRAR	NW	A	7,195	7,869	-	-	-	-	-	7,195
RADCLIFFE PUBLIC LIB	NC	B	6,365	6,261	-	50	-	-	-	6,415
RAKE PUBLIC LIBRARY	NC	A	4,680	-	-	10	-	-	-	4,690
READLYN PUBLIC LIBRA	NE	B	11,376	11,356	-	69	-	-	-	11,445
RED OAK PUBLIC LIBRA	SW	E	33,146	30,604	20	93	-	9	-	33,268
REDFIELD PUBLIC LIBR	C	B	8,460	8,460	13	42	-	-	-	8,515
REINBECK PUBLIC LIBR	NE	C	11,231	10,340	23	48	-	-	-	11,302
REMBRANDT PUBLIC	NW	A	2,302	1,982	10	9	-	-	-	2,321
REMSEN PUBLIC LIBRAR	NW	C	16,457	16,038	-	96	-	1	13	16,567
RENWICK PUBLIC LIBRA	NC	A	8,198	7,745	50	10	-	-	-	8,258
RICEVILLE PUBLIC LIB	NC	B	9,273	9,226	-	51	-	1	-	9,325
RICHLAND PUBLIC LIBR	SE	B	7,755	7,445	3	30	-	20	3	7,811
RINGSTED PUBLIC LIBR	NW	B	7,312	6,968	-	13	-	3	-	7,328

## LIBRARY REPORT OF HOLDINGS

(PART 2)

NAME	REGION	SIZE CODE	AUDIO TITLES	FILM TITLES	VIDEO TITLES	COMPUTER SOFTWARE	OTHER HOLDINGS	SUBTOTAL	TOTAL HOLDINGS
NORWALK PUBLIC LIBRA	C	D	399	26	56	10	1,756	2,247	19,364
NORWAY PUBLIC LIBRAR	EC	B	100	-	-	-	-	100	4,546
OAKLAND PUBLIC LIBRA	SW	C	295	53	-	-	348	696	19,451
OCHEYEDAN PUBLIC LIB	NW	B	763	-	-	-	99	862	13,120
ODEBOLT PUBLIC LIBRA	NW	C	29	-	34	-	30	93	11,616
OELWEIN PUBLIC LIBRA	NE	E	647	70	12	-	631	1,360	41,056
OGDEN PUBLIC LIBRARY	C	C	104	-	73	-	41	218	13,536
OLIN PUBLIC LIBRARY	EC	B	161	-	5	-	1	167	7,243
ONAWA PUBLIC LIBRARY	NW	D	502	-	41	11	3,600	4,154	31,649
QSAGE PUBLIC LIBRARY	NC	D	920	-	248	15	230	1,413	28,562
OSCEOLA PUBLIC LIBRA	SW	D	100	-	-	-	488	588	15,958
OSKALOOSA PUBLIC	SE	F	1,526	-	195	131	-	1,852	50,490
OSSIAN PUBLIC LIBRAR	NE	B	40	-	2	-	16	58	16,024
OTTUMMA PUBLIC LIBRA	SE	G	1,641	191	165	4	42	2,043	82,224
OXFORD JUNCTION PUBL	EC	B	-	-	-	-	-	-	4,133
OXFORD PUBLIC LIBRAR	EC	B	-	-	-	-	-	-	8,235
PACKWOOD PUBLIC LIBR	SE	A	-	-	-	-	-	-	5,571
PALMER PUBLIC LIBRAR	NW	A	-	-	56	-	-	56	7,127
PANDORA PUBLIC LIBRAR	SW	C	498	-	131	-	73	702	11,593
PARKERSBURG PUBLIC L	NE	C	234	-	-	-	40	274	13,819
PATON PUBLIC LIBRARY	C	A	130	-	1	-	8	139	12,283
PAULLINA PUBLIC LIBR	NW	C	337	-	56	-	50	443	17,075
PERRY PUBLIC LIBRARY	C	E	1,063	113	125	20	61	1,382	30,020
PETERSON PUBLIC LIBR	NW	A	628	-	57	-	32	717	10,616
PLAINFIELD PUBLIC LI	NE	A	89	-	89	-	-	178	5,544
PLEASANTVILLE PUBLIC	C	C	125	-	-	-	40	165	11,367
PLOVER PUBLIC LIBRAR	NW	A	-	-	-	-	-	-	10
POCAHONTAS PUBLIC LI	NW	C	1,047	8	184	24	166	1,429	17,838
POLK CITY PUBLIC LIB	C	C	156	-	14	-	52	222	6,316
POMEROY PUBLIC LIBRA	NW	B	30	-	59	-	157	246	11,184
POSTVILLE PUBLIC LIB	NE	C	415	-	-	-	94	509	9,626
PRESCOTT PUBLIC LIBR	SW	A	10	-	-	-	56	66	5,901
PRESTON PUBLIC LIBRA	EC	C	64	10	147	19	3,368	3,608	12,760
PRIMGAR PUBLIC LIBR	NW	C	37	-	-	-	-	37	12,048
QUIMBY PUBLIC LIBRAR	NW	A	134	15	-	-	27	176	7,371
RADCLIFFE PUBLIC LIB	NC	B	260	-	131	28	92	511	6,926
RAKE PUBLIC LIBRARY	NC	A	228	-	-	7	165	400	5,090
READLYN PUBLIC LIBRA	NE	B	549	1	167	36	77	830	12,275
RED OAK PUBLIC LIBRA	SW	E	1,030	23	7	5	140	1,205	34,473
REDFIELD PUBLIC LIBR	C	B	312	-	13	-	-	325	8,840
REINBECK PUBLIC LIBR	NE	C	234	-	65	-	-	299	11,601
REMBRANDT PUBLIC	NW	A	-	-	9	-	-	9	2,330
REMSEN PUBLIC LIBRAR	NW	C	574	-	-	-	805	1,379	17,946
RENWICK PUBLIC LIBRA	NC	A	58	-	-	-	10	68	8,326
RICEVILLE PUBLIC LIB	NC	B	517	-	44	16	135	712	10,037
RICHLAND PUBLIC LIBR	SE	B	356	-	50	-	40	446	8,257
RINGSTED PUBLIC LIBR	NW	B	2	-	2	-	-	4	7,332

## LIBRARY REPORT OF HOLDINGS

(PART 1)

NAME	REGION	SIZE CODE	VOLUMES	TITLES	GOV. DOCUMENTS	SERIALS PERIODIC.	BOOK TITLE MICROFORM	SERIAL TITLE MICRO	GOV. DOC. TITLE MICRO	SUBTOTAL
RIPPEY PUBLIC LIBRAR	C	A	11,159	10,657	-	9	-	-	-	11,168
ROCK RAPIDS PUBLIC L	NW	D	25,094	23,517	-	88	-	4	2	25,188
ROCK VALLEY PUBLIC L	NW	D	17,034	16,491	-	57	-	-	-	17,091
ROCKFORD PUBLIC LIBR	NC	C	7,227	7,189	-	44	-	1	-	7,272
ROCKWELL CITY PUBLIC	NW	C	13,307	13,056	-	90	-	-	-	13,397
ROCKWELL PUBLIC LIBR	NC	C	10,538	10,308	-	43	-	-	-	10,581
ROLAND PUBLIC LIBRAR	C	C	8,512	8,512	-	47	-	-	-	8,559
ROLFE PUBLIC LIBRARY	NW	B	6,361	5,492	16	27	-	1	9	6,414
ROWAN PUBLIC LIBRARY	NC	A	5,076	4,995	-	12	-	-	-	5,088
ROYAL PUBLIC LIBRARY	NW	B	4,436	4,436	-	15	-	-	-	4,451
RUDD PUBLIC LIBRARY	NC	A	5,950	5,859	-	60	-	-	-	6,010
RUTHVEN PUBLIC LIBRA	NW	B	7,851	7,851	-	18	-	65	-	7,934
SABULA PUBLIC LIBRAR	EC	B	10,743	10,637	300	32	-	1	-	11,076
SAC CITY PUBLIC LIBR	NW	D	17,934	17,855	-	77	1	1	1	18,014
SALEM PUBLIC LIBRARY	SE	A	7,541	-	-	21	-	-	-	7,562
SANBORN PUBLIC LIBRA	NW	C	10,246	10,449	-	46	-	1	-	10,293
SCHALLER PUBLIC LIBR	NW	B	11,166	10,936	-	29	-	1	-	11,196
SCHLESWIG PUBLIC LIB	NW	B	10,254	10,247	-	4	29	-	-	10,287
SCOTT COUNTY LIBRARY	SE	I	80,464	60,469	-	552	-	-	-	81,016
SCRANTON PUBLIC LIBR	C	B	9,867	29	-	42	-	1	-	9,910
SEYMOUR PUBLIC LIBRA	SW	C	8,403	7,633	109	16	-	-	-	8,528
SHEFFIELD PUBLIC LIB	NC	C	9,370	8,684	-	78	-	-	-	9,448
SHELDON PUBLIC LIBRA	NW	E	23,668	23,266	-	106	-	102	-	23,876
SHELL ROCK PUBLIC LI	NE	C	10,146	9,757	6	43	-	-	-	10,195
SHELLSBURG PUBLIC LI	EC	B	9,029	9,029	38	-	-	-	-	9,067
SHENANDOAH PUBLIC LI	SW	E	45,056	43,648	177	127	-	22	-	45,382
SIBLEY PUBLIC LIBRAR	NW	D	11,603	11,358	-	75	-	1	-	11,679
SIDNEY PUBLIC LIBRAR	SW	C	4,463	3	-	3	-	-	-	4,466
SIGOURNEY PUBLIC LIB	SE	C	13,852	-	-	41	-	-	-	13,893
SILVER CITY PUBLIC L	SW	A	6,352	6,231	-	39	-	-	-	6,391
SIOUX CENTER PUBLIC	NW	D	21,929	21,774	200	119	-	-	1	22,249
SIOUX CITY PUBLIC LI	NW	H	171,789	-	107,590	371	-	45	-	279,795
SIOUX RAPIDS PUBLIC	NW	B	20,362	20,344	71	30	2	-	-	20,465
SLATER PUBLIC LIBRAR	C	C	6,555	6,351	-	7	-	-	-	6,562
SLOAN PUBLIC LIBRARY	NW	B	5	6,672	-	5	-	-	-	10
SOLOM PUBLIC LIBRARY	EC	B	9,128	9,125	-	3	-	-	-	9,131
SOMERS PUBLIC LIBRAR	NW	A	4,959	4,959	-	300	-	-	-	5,259
SOUTH ENGLISH PUBLIC	SE	A	5,022	4,918	1	27	-	-	-	5,050
SPENCER PUBLIC LIBRA	NW	F	49,890	48,307	86	215	-	2	13,400	63,593
SPILLVILLE PUBLIC LI	NE	A	3,425	3,328	-	5	-	-	-	3,430
SPIRIT LAKE PUBLIC L	NW	D	31,265	30,008	-	71	3	1	1	31,341
SPRINGVILLE PUBLIC L	EC	C	7,543	7,528	-	26	-	1	-	7,570
ST ANSGAR PUBLIC	NC	C	9,626	9,623	7	31	-	-	-	9,664
STACYVILLE PUBLIC LI	NC	B	5,187	5,078	-	31	-	-	-	5,218
STANHOPE PUBLIC LIBR	NC	A	8,770	8,703	-	25	-	-	-	8,795
STANTON PUBLIC LIBRA	SW	B	10,957	10,930	27	35	-	-	-	11,019
STANWOOD PUBLIC LIB	EC	B	6,518	6,266	-	-	-	-	-	6,518

## LIBRARY REPORT OF HOLDINGS

(PART 2)

NAME	REGION	SIZE CODE	AUDIO TITLES	FILM TITLES	VIDEO TITLES	COMPUTER SOFTWARE	OTHER HOLDINGS	SUBTOTAL	TOTAL HOLDINGS
RIPPEY PUBLIC LIBRAR	C	A	272	-	-	-	38	310	11,478
ROCK RAPIDS PUBLIC L	NW	D	583	-	45	46	-	674	25,862
ROCK VALLEY PUBLIC L	NW	D	423	-	84	18	183	708	17,799
ROCKFORD PUBLIC LIBR	NC	C	99	-	22	3	-	124	7,396
ROCKWELL CITY PUBLIC	NW	C	359	-	41	48	-	448	13,845
ROCKWELL PUBLIC LIBR	NC	C	220	-	-	4	560	784	11,365
ROLAND PUBLIC LIBRAR	C	C	93	-	75	-	5	173	8,732
ROLFE PUBLIC LIBRARY	NW	B	231	-	-	27	452	710	7,124
ROWAN PUBLIC LIBRARY	NC	A	55	-	184	15	53	307	5,395
ROYAL PUBLIC LIBRARY	NW	B	-	-	-	-	-	-	4,451
RUDD PUBLIC LIBRARY	NC	A	32	-	15	3	-	50	6,060
RUTHVEN PUBLIC LIBRA	NW	B	95	-	-	-	-	95	8,029
SABULA PUBLIC LIBRAR	EC	B	133	11	-	-	-	144	11,220
SAC CITY PUBLIC LIBR	NW	D	744	31	76	1	2,918	3,770	21,784
SALEM PUBLIC LIBRARY	SE	A	-	-	-	-	-	-	7,562
SANBORN PUBLIC LIBRA	NW	C	293	-	-	-	-	293	10,586
SCHALLER PUBLIC LIBR	NW	B	149	20	-	51	277	497	11,693
SCHLESWIG PUBLIC LIB	NW	B	50	-	-	-	-	50	10,337
SCOTT COUNTY LIBRARY	SE	I	5,291	1,343	250	7	6,720	13,611	94,627
SCRANTON PUBLIC LIBR	C	B	415	1	-	-	-	416	10,326
SEYMOUR PUBLIC LIBRA	SW	C	205	-	-	-	-	205	8,733
SHEFFIELD PUBLIC LIB	NC	C	229	4	182	7	103	525	9,973
SHELDON PUBLIC LIBRA	NW	E	1,039	1	21	-	6,500	7,561	31,437
SHELL ROCK PUBLIC LI	NE	C	324	-	104	-	4	432	10,627
SHELLSBURG PUBLIC LI	EC	B	-	-	-	-	-	-	9,067
SHENANDOAH PUBLIC LI	SW	E	1,067	344	331	60	2,889	4,691	50,073
SIBLEY PUBLIC LIBRAR	NW	D	301	32	-	-	-	333	12,012
SIDNEY PUBLIC LIBRAR	SW	C	-	-	-	-	-	-	4,466
SIGOURNEY PUBLIC LIB	SE	C	381	-	-	-	-	381	14,274
SILVER CITY PUBLIC L	SW	A	99	-	-	8	6	113	6,504
SIOUX CENTER PUBLIC	NW	D	1,402	120	146	65	-	1,733	23,982
SIOUX CITY PUBLIC LI	NW	H	8,642	285	122	8	488	9,545	289,340
SIOUX RAPIDS PUBLIC	NW	B	302	-	-	-	-	302	20,767
SLATER PUBLIC LIBRAR	C	C	156	-	-	-	20	176	6,738
SLOAN PUBLIC LIBRARY	NW	B	-	-	-	-	1,608	1,608	1,618
SOLOM PUBLIC LIBRARY	EC	B	-	-	-	-	-	-	9,131
SOMERS PUBLIC LIBRAR	NW	A	39	-	29	33	500	601	5,860
SOUTH ENGLISH PUBLIC	SE	A	57	-	-	-	2	59	5,109
SPENCER PUBLIC LIBRA	NW	F	3,625	145	32	231	9,838	13,871	77,464
SPILLVILLE PUBLIC LI	NE	A	71	-	-	-	-	71	3,501
SPIRIT LAKE PUBLIC L	NW	D	619	8	55	43	492	1,217	32,558
SPRINGVILLE PUBLIC L	EC	C	-	-	-	-	-	-	7,570
ST ANSGAR PUBLIC	NC	C	386	-	69	6	107	568	10,232
STACYVILLE PUBLIC LI	NC	B	91	-	46	4	34	175	5,393
STANHOPE PUBLIC LIBR	NC	A	141	-	25	-	-	166	8,961
STANTON PUBLIC LIBRA	SW	B	-	-	-	-	7	7	11,026
STANWOOD PUBLIC LIB	EC	B	45	13	1	-	-	59	6,577

## LIBRARY REPORT OF HOLDINGS

(PART 1)

NAME	REGION	SIZE CODE	VOLUMES	TITLES	GOV. DOCUMENTS	SERIALS PERIODIC.	BOOK TITLE MICROFORM	SERIAL TITLE MICRO	GOV. DOC. TITLE MICRO	SUBTOTAL
STATE CENTER PUBLIC	C	C	13,939	10,710	70	87	-	-	-	14,096
STEAMBOAT ROCK PUBLI	NC	A	9,240	9,083	381	30	-	-	-	9,651
STOCKPORT PUBLIC LIB	SE	A	6,662	6,662	-	-	-	-	-	6,662
STORMLAKE PUBLIC LIB	NW	E	40,937	40,021	-	126	-	-	-	41,063
STORY CITY PUBLIC LI	C	D	19,348	17,202	-	15	-	-	-	19,363
STRATFORD PUBLIC LIB	NC	B	3,874	3,702	3	33	-	-	-	3,910
STRAWBERRY POINT PUB	NE	C	10,589	10,086	-	47	-	-	-	10,636
STUART PUBLIC LIBRAR	SW	C	14,270	13,714	1,700	61	-	-	-	16,031
SUMNER PUBLIC LIBRAR	NE	C	20,095	19,921	-	52	50	2	-	20,199
SUTHERLAND PUBLIC LI	NW	B	11,627	11,507	-	37	1	1	-	11,666
SWALEDALE PUBLIC LIB	NC	A	3,408	-	-	33	-	-	-	3,441
SWEA CITY PUBLIC LIB	NC	B	17,577	-	9	27	-	-	-	17,613
TABOR PUBLIC LIBRARY	SW	C	6,131	5,861	-	-	-	-	-	6,131
TAMA PUBLIC LIBRARY	EC	D	14,937	14,506	-	67	-	-	-	15,004
TERRIL PUBLIC LIBRAR	NW	A	14,319	9,513	89	23	9	1	-	14,441
THOMPSON PUBLIC LIBR	NC	B	3,730	3,630	35	20	-	-	-	3,785
THORNTON PUBLIC LIBR	NC	A	8,100	6,400	10	17	80	-	-	8,207
TIPTON PUBLIC LIBRAR	EC	D	22,671	-	-	60	-	1	-	22,732
TITONKA PUBLIC LIB	NC	B	8,154	7,690	-	55	-	-	-	8,209
TOLEDO PUBLIC LIBRAR	EC	C	14,747	14,760	40	83	-	-	-	14,870
TRAER PUBLIC LIBRARY	EC	C	13,792	12,629	-	38	-	-	-	13,830
TRIPOLI PUBLIC LIBRA	NE	C	12,436	12,350	-	78	-	-	-	12,514
TRURO PUBLIC LIBRARY	C	A	9,928	9,928	2	63	-	-	-	9,993
UNION PUBLIC LIBRARY	NC	B	17,745	17,551	-	101	-	-	-	17,846
URBANDALE PUBLIC LIB	C	F	56,846	52,464	663	140	-	2	-	57,651
UTE PUBLIC LIBRARY	NW	A	5,102	5,102	-	1	-	-	-	5,103
VAN HORNE PUBLIC LIB	EC	B	7,758	7,007	2	25	-	-	-	7,785
VAN METER PUBLIC LIB	C	B	3,861	3,769	-	2	-	-	-	3,863
VARINA PUBLIC LIBRAR	NW	A	1,100	1,100	-	-	-	-	-	1,100
VENTURA PUBLIC LIBRA	NC	B	6,915	6,734	-	78	-	-	-	6,993
VICTOR PUBLIC LIBRAR	EC	C	11,156	11,093	15	36	-	-	-	11,207
VILLISCA PUBLIC LIBR	SW	C	12,940	12,865	1	52	-	-	-	12,993
VINTON PUBLIC LIBRAR	EC	E	25,766	25,692	5	95	-	145	36	26,047
VOLGA PUBLIC LIBRARY	NE	A	4,961	4,784	23	-	-	-	-	4,984
WADENA PUBLIC LIBRAR	NE	A	6,926	55	-	40	-	-	-	6,966
WALL LAKE PUBLIC LIB	NW	B	8,424	8,387	-	36	-	-	-	8,460
WALNUT PUBLIC LIBRAR	SW	B	7,131	7,022	-	37	-	-	-	7,168
WAPELLO PUBLIC LIBRA	SE	C	27,716	-	-	9	-	-	-	27,725
WASHINGTON PUBLIC LI	SE	E	31,540	28,187	-	143	-	11	-	31,694
WATERLOO PUBLIC LIBR	NE	H	186,101	330,647	136,140	439	-	30	-	322,710
MAUCOMA PUBLIC LIBRA	NE	A	5,690	5,647	-	25	-	-	-	5,715
MAUKEE PUBLIC LIBRAR	C	C	5,728	5,673	-	16	-	-	-	5,744
MAUKON PUBLIC LIBRAR	NE	D	18,004	17,804	305	95	-	-	-	18,404
MAVERLY PUBLIC LIBRA	NE	E	45,498	40,842	-	143	-	15	11	45,667
WEBB PUBLIC LIBRARY	NW	A	7,675	7,675	15	18	-	-	-	7,708
WEBSTER CITY PUBLIC	NC	E	43,509	-	-	176	-	180	7	43,872
WELLMAN PUBLIC LIBRA	SE	C	8,221	-	6	14	36	-	-	8,277

## LIBRARY REPORT OF HOLDINGS

(PART 2)

NAME	REGION	SIZE CODE	AUDIO TITLES	FILM TITLES	VIDEO TITLES	COMPUTER SOFTWARE	OTHER HOLDINGS	SUBTOTAL	TOTAL HOLDINGS
STATE CENTER PUBLIC	C	C	538	-	291	96	459	1,384	15,480
STEAMBOAT ROCK PUBLI	NC	A	170	-	115	14	92	391	10,042
STOCKPORT PUBLIC LIB	SE	A	16	-	-	-	-	16	6,678
STORMLAKE PUBLIC LIB	NW	E	1,404	20	1	6	-	1,431	42,494
STORY CITY PUBLIC LI	C	D	212	-	-	2	-	214	19,577
STRATFORD PUBLIC LIB	NC	B	-	-	26	5	50	81	3,991
STRAWBERRY POINT PUB	NE	C	412	-	1	33	44	490	11,126
STUART PUBLIC LIBRAR	SW	C	290	-	77	-	131	498	16,529
SUMNER PUBLIC LIBRAR	NE	C	826	1	198	-	3,799	4,824	25,023
SUTHERLAND PUBLIC LI	NW	B	97	-	-	-	13	110	11,776
SWALEDALE PUBLIC LIB	NC	A	103	-	54	-	-	157	3,598
SWEA CITY PUBLIC LIB	NC	B	171	6	-	10	28	215	17,828
TABOR PUBLIC LIBRARY	SW	C	-	-	-	-	9	9	6,140
TAMA PUBLIC LIBRARY	EC	D	124	-	-	58	267	449	15,453
TERRIL PUBLIC LIBRAR	NW	A	249	-	-	-	-	249	14,690
THOMPSON PUBLIC LIBR	NC	B	100	-	-	7	50	157	3,942
THORNTON PUBLIC LIBR	NC	A	-	96	144	-	86	326	8,533
TIPTON PUBLIC LIBRAR	EC	D	317	-	-	-	1	318	23,050
TITONKA PUBLIC LIB	NC	B	20	2	-	3	20	45	8,254
TOLEDO PUBLIC LIBRAR	EC	C	54	-	-	-	33	87	14,957
TRAER PUBLIC LIBRARY	EC	C	547	20	50	-	15	632	14,462
TRIPOLI PUBLIC LIBRA	NE	C	374	-	115	-	84	573	13,087
TRURO PUBLIC LIBRARY	C	A	463	-	-	-	-	463	10,456
UNION PUBLIC LIBRARY	NC	B	916	4	201	44	46	1,211	19,057
URBANDALE PUBLIC LIB	C	F	2,058	9	530	-	244	2,841	60,492
UTE PUBLIC LIBRARY	NW	A	-	-	-	-	57	57	5,160
VAN HORNE PUBLIC LIB	EC	B	15	-	25	-	2	42	7,827
VAN METER PUBLIC LIB	C	B	50	-	-	-	-	50	3,913
VARINA PUBLIC LIBRAR	NW	A	-	-	-	-	-	-	1,100
VENTURA PUBLIC LIBRA	NC	B	-	-	46	-	-	46	7,039
VICTOR PUBLIC LIBRAR	EC	C	122	-	-	-	60	182	11,389
VILLISCA PUBLIC LIBR	SW	C	195	-	-	-	75	270	13,263
VINTON PUBLIC LIBRAR	EC	E	743	44	-	-	184	971	27,018
VOLGA PUBLIC LIBRARY	NE	A	22	-	-	-	-	22	5,006
WADENA PUBLIC LIBRAR	NE	A	200	-	-	-	25	225	7,191
WALL LAKE PUBLIC LIB	NW	B	53	3	41	14	-	111	8,571
WALNUT PUBLIC LIBRAR	SW	B	132	-	-	-	141	273	7,441
WAPELLO PUBLIC LIBRA	SE	C	46	-	-	-	2	48	27,773
WASHINGTON PUBLIC LI	SE	E	412	-	-	55	55	522	32,216
WATERLOO PUBLIC LIBR	NE	H	9,306	914	341	6	107	10,674	333,384
WAUCOMA PUBLIC LIBRA	NE	A	95	-	-	10	76	181	5,896
WAUKEE PUBLIC LIBRAR	C	C	-	-	-	-	-	-	5,744
WAUKON PUBLIC LIBRAR	NE	D	478	-	1	-	220	699	19,103
WAVERLY PUBLIC LIBRA	NE	E	291	41	131	34	206	703	46,370
WEBB PUBLIC LIBRARY	NW	A	-	-	-	-	-	-	7,708
WEBSTER CITY PUBLIC	NC	E	936	6	238	10	362	1,552	45,424
WELLMAN PUBLIC LIBRA	SE	C	-	-	4	-	-	4	8,281

## LIBRARY REPORT OF HOLDINGS

(PART 1)

NAME	REGION	SIZE CODE	VOLUMES	TITLES	GOV. DOCUMENTS	SERIALS PERIODIC.	BOOK TITLE MICROFORM	SERIAL TITLE MICRO	GOV. DOC. TITLE MICRO	SUBTOTAL
WELLSBURG PUBLIC LIB	NE	B	7,299	7,209	-	37	1,323	34	-	8,693
WESLEY PUBLIC LIBRAR	NC	B	8,785	-	188	46	-	-	-	9,019
WEST BEND PUBLIC LIB	NC	B	9,924	9,820	51	60	-	1	-	10,036
WEST BRANCH PUBLIC L	EC	C	18,949	18,930	-	52	-	-	-	19,001
WEST DES MOINES PUBL	C	F	82,709	82,709	23	252	-	-	-	82,984
WEST LIBERTY PUBLIC	SE	D	27,740	26,463	-	76	-	1	-	27,817
WEST POINT PUBLIC LI	SE	C	9,055	9,055	-	84	-	10	14	9,163
WEST UNION PUBLIC LI	NE	D	36,390	27,749	-	45	-	-	-	36,435
WESTGATE PUBLIC LIBR	NE	A	7,817	7,525	-	26	-	-	-	7,843
WESTSIDE PUBLIC LIBR	NW	A	3,679	3,679	-	-	-	-	-	3,679
WHAT CHEER PUBLIC LI	SE	B	1,951	2,005	-	9	-	-	-	1,960
WHEATLAND PUBLIC LIB	EC	B	3,928	3,835	-	6	-	1	-	3,935
WHITING PUBLIC LIBRA	NW	B	9,494	9,374	94	26	-	-	-	9,614
WHITTEMORE PUBLIC LI	NC	B	10,101	9,711	-	45	-	-	-	10,146
WILLIAMS PUBLIC LIBR	NC	A	9,306	9,158	-	12	-	-	-	9,318
WILLIAMSBURG PUBLIC	EC	C	19,722	19,632	-	44	-	-	-	19,766
WILTON PUBLIC LIBRAR	SE	D	14,060	-	-	46	-	48	-	14,154
WINFIELD PUBLIC LIBR	SE	C	14,273	13,927	45	61	-	-	-	14,379
WINTERSET PUBLIC LIB	C	D	31,711	28,791	5	100	1	8	4	31,829
WINTHROP PUBLIC LIBR	NE	B	7,905	7,101	-	10	-	-	-	7,915
WODEN PUBLIC LIBRARY	NC	A	4,863	3,469	22	28	-	-	-	4,913
WOODBINE PUBLIC LIBR	SW	C	14,584	14,545	-	58	-	-	-	14,642
WOODBURY COUNTY LIBR	NW	I	54,725	54,725	-	52	-	-	-	54,777
WOODWARD PUBLIC LIBR	C	C	10,027	9,801	59	30	36	-	-	10,152
WYOMING PUBLIC LIBRA	EC	B	8,239	8,204	-	6	-	-	-	8,245
ZEARING PUBLIC LIBRA	C	B	8,231	7,594	-	9	-	-	-	8,240

## LIBRARY REPORT OF HOLDINGS

(PART 2)

NAME	REGION	SIZE CODE	AUDIO TITLES	FILM TITLES	VIDEO TITLES	COMPUTER SOFTWARE	OTHER HOLDINGS	SUBTOTAL	TOTAL HOLDINGS
WELLSBURG PUBLIC LIB	NE	B	157	-	4	-	1,320	1,481	10,174
WESLEY PUBLIC LIBRAR	NC	B	-	-	-	-	249	249	9,268
WEST BEND PUBLIC LIB	NC	B	675	-	123	6	912	1,716	11,752
WEST BRANCH PUBLIC L	EC	C	1,854	410	200	37	12,557	15,058	34,059
WEST DES MOINES PUBL	C	F	3,845	191	80	2	2,606	6,724	89,708
WEST LIBERTY PUBLIC	SE	D	82	334	243	-	995	1,654	29,471
WEST POINT PUBLIC LI	SE	C	59	-	11	-	349	419	9,582
WEST UNION PUBLIC LI	NE	D	57	-	-	4	-	61	36,496
WESTGATE PUBLIC LIBR	NE	A	-	-	-	-	-	-	7,843
WESTSIDE PUBLIC LIBR	NW	A	-	-	-	-	-	-	3,679
WHAT CHEER PUBLIC LI	SE	B	-	-	-	-	-	-	1,960
WHEATLAND PUBLIC LIB	EC	B	39	-	-	-	-	39	3,974
WHITING PUBLIC LIBRA	NW	B	2	-	-	-	456	458	10,072
WHITTEMORE PUBLIC LI	NC	B	180	6	66	5	-	257	10,403
WILLIAMS PUBLIC LIBR	NC	A	-	-	134	-	-	134	9,452
WILLIAMSBURG PUBLIC	EC	C	453	-	107	-	201	761	20,527
WILTON PUBLIC LIBRAR	SE	D	150	-	-	-	5,875	6,025	20,179
WINFIELD PUBLIC LIBR	SE	C	695	-	-	-	46	741	15,120
WINTERSET PUBLIC LIB	C	D	372	-	70	6	76	524	32,353
WINTHROP PUBLIC LIBR	NE	B	110	-	-	-	-	110	8,025
WODEN PUBLIC LIBRARY	NC	A	-	-	-	-	35	35	4,948
WOODBINE PUBLIC LIBR	SW	C	773	-	-	-	-	773	15,415
WOODBURY COUNTY LIBR	NW	I	-	-	-	-	1,430	1,430	56,207
WOODWARD PUBLIC LIBR	C	C	400	-	-	14	26	440	10,592
WYOMING PUBLIC LIBRA	EC	B	92	-	-	-	8	100	8,345
ZEARING PUBLIC LIBRA	C	B	349	-	352	-	3	704	8,944



REPORT OF CIRCULATION - REGION C TOTAL

SIZE GROUP	NO. LIB		ADULT	JUVENILE	FILMS	VIDEO	AUDIO	PERIOD.	OTHER	TOTAL	TURNOVER OF	CIRC.	
	TOT	RPT	BOOKS	BOOKS						CIRCULATION	COLLECTION	PER CAP.	
A- 0 -	499	114	6	14,932	8,896	1	355	1,138	4,882	95	30,299	.59	14.38
B- 500 -	999	140	16	77,461	80,581	446	15,519	2,944	9,044	3,351	189,346	1.40	17.02
C- 1,000 -	2,499	144	16	104,476	134,405	909	11,727	6,016	20,727	6,973	285,233	1.93	11.56
D- 2,500 -	4,999	52	6	126,030	101,888	417	3,100	9,678	14,115	4,242	259,470	1.76	12.82
E- 5,000 -	9,999	36	4	139,266	129,587	607	3,969	9,733	16,816	5,704	305,682	3.25	11.38
F- 10,000 -	24,999	12	6	435,080	347,425	1,642	39,399	51,592	31,766	85,591	992,495	2.67	10.57
G- 25,000 -	49,999	9	2	280,901	233,116	923	72,325	49,661	29,272	17,378	683,576	3.19	9.40
H- OVER -	50,000	8	1	865,112	322,212	5,622	21,321	38,665	-----	1,116	1,254,048	1.86	6.57
I-COUNTY LIBRARIES	4	1		44,580	85,415	-----	-----	864	520	2,645	134,024	4.81	6.77
REGION C TOTAL	519	58		2,087,838	1,443,525	10,567	167,715	170,291	127,142	127,095	4,134,173	2.22	8.94

REPORT OF CIRCULATION - REGION EC TOTAL

SIZE GROUP	NO. LIB		ADULT	JUVENILE	FILMS	VIDEO	AUDIO	PERIOD.	OTHER	TOTAL	TURNOVER OF	CIRC.	
	TOT	RPT	BOOKS	BOOKS						CIRCULATION	COLLECTION	PER CAP.	
A- 0 -	499	114	7	7,300	14,435	57	196	277	1,442	263	23,970	.62	9.47
B- 500 -	999	140	22	86,097	85,985	199	2,846	2,467	9,814	1,702	189,110	1.14	11.69
C- 1,000 -	2,499	144	17	134,403	118,422	397	4,007	10,300	29,912	3,217	300,658	1.38	11.23
D- 2,500 -	4,999	52	8	135,985	114,282	304	207	8,176	25,852	2,917	287,723	1.99	9.11
E- 5,000 -	9,999	36	4	153,421	138,931	840	4,727	19,868	22,962	5,655	346,404	2.28	12.41
F- 10,000 -	24,999	12	1	83,161	88,914	87	-----	2,639	9,083	3,515	187,399	2.87	9.62
G- 25,000 -	49,999	9	1	139,574	82,684	178	222	1,804	12,904	2,714	240,080	2.19	7.31
H- OVER -	50,000	8	2	303,313	181,418	3,394	64,168	54,536	17,208	831,594	1,455,631	3.91	9.06
I-COUNTY LIBRARIES	4	0		-----	-----	-----	-----	-----	-----	-----	-----	-----	-----
REGION EC TOTAL	519	62		1,043,254	825,071	5,456	76,373	100,067	129,177	851,577	3,030,975	2.39	9.53

REPORT OF CIRCULATION - REGION NC TOTAL

SIZE GROUP	NO. LIB TOT RPT	ADULT BOOKS	JUVENILE BOOKS	FILMS	VIDEO	AUDIO	PERIOD.	OTHER	TOTAL CIRCULATION	TURNOVER OF COLLECTION	CIRC. PER CAP.
A- 0 - 499	114 30	82,175	82,743	2,917	18,483	6,063	22,785	1,491	216,657	1.03	20.69
B- 500 - 999	140 21	108,105	100,156	557	30,072	9,414	33,936	5,523	287,763	1.45	19.19
C- 1,000 - 2,499	144 15	104,845	96,350	333	7,906	4,461	27,662	897	242,454	1.28	11.17
D- 2,500 - 4,999	52 9	188,085	158,884	1,465	31,450	15,101	30,439	8,691	434,115	2.07	13.05
E- 5,000 - 9,999	36 5	257,837	194,442	928	20,299	17,240	44,488	5,798	541,032	3.01	14.52
F- 10,000 - 24,999	12 0	-----	-----	-----	-----	-----	-----	-----	-----	-----	-----
G- 25,000 - 49,999	9 2	308,187	155,517	244	54,441	24,937	22,255	7,247	572,828	3.24	9.62
H- OVER - 50,000	8 0	-----	-----	-----	-----	-----	-----	-----	-----	-----	-----
I-COUNTY LIBRARIES	4 0	-----	-----	-----	-----	-----	-----	-----	-----	-----	-----
REGION NC TOTAL	519 82	1,049,234	788,092	6,444	162,651	77,216	181,565	29,647	2,294,849	1.97	12.94

REPORT OF CIRCULATION - REGION NE TOTAL

SIZE GROUP	NO. LIB TOT RPT	ADULT BOOKS	JUVENILE BOOKS	FILMS	VIDEO	AUDIO	PERIOD.	OTHER	TOTAL CIRCULATION	TURNOVER OF COLLECTION	CIRC. PER CAP.
A- 0 - 499	114 15	32,381	44,947	60	1,161	2,048	10,457	1,145	92,199	1.22	18.18
B- 500 - 999	140 24	121,626	154,173	161	2,265	6,089	29,765	2,110	316,189	1.50	17.76
C- 1,000 - 2,499	144 24	227,806	235,955	1,473	11,809	14,959	69,047	11,440	572,489	1.75	14.94
D- 2,500 - 4,999	52 8	162,760	177,165	616	194	8,362	33,494	1,434	384,025	1.81	12.38
E- 5,000 - 9,999	36 3	125,626	128,902	719	1,378	2,994	33,277	6,119	299,015	2.16	13.35
F- 10,000 - 24,999	12 0	-----	-----	-----	-----	-----	-----	-----	-----	-----	-----
G- 25,000 - 49,999	9 1	184,299	187,527	4,788	-----	14,606	34,561	1,792	427,573	4.39	11.77
H- OVER - 50,000	8 2	517,734	378,333	3,813	4,785	19,327	43,428	1,993	969,413	2.60	7.01
I-COUNTY LIBRARIES	4 0	-----	-----	-----	-----	-----	-----	-----	-----	-----	-----
REGION NE TOTAL	519 77	1,372,232	1,307,002	11,630	21,592	68,385	254,029	26,033	3,060,903	2.14	10.58

REPORT OF CIRCULATION - REGION NW TOTAL

SIZE GROUP	NO. LIB TOT RPT	ADULT BOOKS	JUVENILE BOOKS	FILMS	VIDEO	AUDIO	PERIOD.	OTHER	TOTAL CIRCULATION	TURNOVER OF COLLECTION	CIRC. PER CAP.
A- 0 - 499	114 25	51,308	59,637	247	922	3,088	14,542	805	130,549	.90	16.56
B- 500 - 999	140 29	120,071	120,867	142	1,405	7,476	30,650	1,317	281,928	1.05	12.68
C- 1,000 - 2,499	144 27	219,979	225,885	1,036	8,801	13,513	63,733	5,407	538,354	1.52	13.02
D- 2,500 - 4,999	52 9	220,106	218,208	1,513	15,618	18,650	50,001	5,316	529,412	2.58	17.28
E- 5,000 - 9,999	36 8	361,347	298,257	1,224	5,062	31,923	75,552	8,567	781,932	2.42	12.82
F- 10,000 - 24,999	12 1	68,388	36,751	57	250	6,868	9,929	1,711	123,954	1.60	10.57
G- 25,000 - 49,999	9 0	-----	-----	-----	-----	-----	-----	-----	-----	-----	-----
H- OVER - 50,000	8 1	419,307	165,189	2,147	3,402	-----	-----	-----	590,045	2.04	7.20
I-COUNTY LIBRARIES	4 1	40,850	51,698	134	-----	180	1,674	-----	94,536	1.68	6.02
REGION NW TOTAL	519 101	1,501,356	1,176,492	6,500	35,460	81,698	246,081	23,123	3,070,710	1.79	11.27

REPORT OF CIRCULATION - REGION SE TOTAL

SIZE GROUP	NO. LIB TOT RPT	ADULT BOOKS	JUVENILE BOOKS	FILMS	VIDEO	AUDIO	PERIOD.	OTHER	TOTAL CIRCULATION	TURNOVER OF COLLECTION	CIRC. PER CAP.
A- 0 - 499	114 10	31,115	17,713	-----	82	353	1,255	581	51,099	.89	14.86
B- 500 - 999	140 11	53,105	47,964	27	1,270	3,068	9,390	610	115,434	1.09	13.96
C- 1,000 - 2,499	144 15	111,100	81,757	421	3,951	3,068	22,524	3,331	226,152	1.33	10.60
D- 2,500 - 4,999	52 4	93,443	65,003	259	767	2,637	9,580	775	172,464	1.80	14.07
E- 5,000 - 9,999	36 4	232,557	153,554	362	13,854	18,279	29,711	2,822	451,139	2.51	15.09
F- 10,000 - 24,999	12 4	323,924	190,025	1,608	23,976	21,582	34,015	18,005	613,135	1.82	10.03
G- 25,000 - 49,999	9 3	322,841	250,593	1,573	12,691	29,757	44,946	9,955	672,356	2.47	7.98
H- OVER - 50,000	8 1	379,669	227,252	-----	-----	-----	-----	-----	606,921	1.51	5.88
I-COUNTY LIBRARIES	4 1	63,334	112,001	239	1,455	6,088	46,840	52,708	282,665	2.99	11.31
REGION SE TOTAL	519 53	1,611,088	1,145,862	4,489	58,046	84,832	198,261	88,787	3,191,365	1.86	9.15

REPORT OF CIRCULATION - REGION SW TOTAL

SIZE GROUP	NO. LIB			ADULT	JUVENILE	FILMS	VIDEO	AUDIO	PERIOD.	OTHER	TOTAL	TURNOVER OF	CIRC.
	TOT	RPT		BOOKS	BOOKS						CIRCULATION	COLLECTION	PER CAP.
A- 0 -	499	114	13	32,529	23,739	4	393	1,356	10,293	1,399	69,713	.81	13.85
B- 500 -	999	140	12	45,238	39,887	190	1,348	1,131	9,134	2,322	99,250	1.03	12.27
C- 1,000 -	2,499	144	24	246,253	165,383	954	5,141	10,979	50,220	10,320	489,250	1.60	13.50
D- 2,500 -	4,999	52	6	123,002	73,938	332	2,344	10,469	15,641	2,464	228,190	1.91	10.96
E- 5,000 -	9,999	36	7	258,331	183,926	1,100	7,129	13,909	48,717	10,070	523,182	2.11	11.52
F- 10,000 -	24,999	12	0	-----	-----	-----	-----	-----	-----	-----	-----	-----	-----
G- 25,000 -	49,999	9	0	-----	-----	-----	-----	-----	-----	-----	-----	-----	-----
H- OVER -	50,000	8	1	143,835	94,528	539	606	3,242	2,310	2,011	247,071	1.27	4.38
I-COUNTY LIBRARIES	4	0		-----	-----	-----	-----	-----	-----	-----	-----	-----	-----
REGION SW TOTAL	519	63		849,188	581,401	3,119	16,961	41,086	136,315	28,586	1,656,656	1.58	9.63

## LIBRARY CIRCULATION SUMMARY REPORT

NAME	SZ REG CD	ADULT BOOKS	JUVENILE BOOKS	FILMS	VIDEO RECORD.	AUDIO RECORD.	PERIOD.	OTHER ITEMS	TOTAL CIRCULATION	TURNOVER RATE	LOANS FROM OTHERS	LOANS TO OTHERS
ACKLEY PUBLIC LIBRAR	NC C	9,270	4,667	-	2,293	447	1,875	-	18,552	1.06	58	30
ADAIR PUBLIC LIBRARY	SW B	4,843	4,505	-	335	164	947	100	10,894	1.95	166	-
ADEL PUBLIC LIBRARY	C D	20,676	16,173	125	-	580	3,464	-	41,018	2.37	149	153
AGENCY PUBLIC LIBRAR	SE B	1,821	1,622	-	-	-	212	-	3,655	.33	-	-
AKRON PUBLIC LIBRARY	NW C	11,343	14,557	257	-	417	4,004	248	30,826	2.02	352	-
ALBERT CITY PUBLIC L	NW B	3,144	2,552	-	-	-	753	-	6,449	.65	12	-
ALBERTON PUBLIC LIBR	SW B	-	-	-	-	-	-	-	-	-	-	-
ALBIA PUBLIC LIBRARY	SE D	53,141	25,110	214	34	99	2,278	18	80,894	2.60	177	32
ALBION PUBLIC LIBRAR	C B	3,056	9,168	-	-	15	10	5	12,254	1.18	1,200	-
ALDEN PUBLIC LIBRARY	NC B	4,766	4,285	-	3,192	1,013	1,809	28	15,093	1.85	39	12
ALEXANDER PUBLIC LIB	NC A	3,386	2,191	-	1,113	255	1,501	317	8,763	.77	52	188
ALGONA PUBLIC LIBRAR	NC E	54,108	55,710	63	317	2,127	12,098	18	124,441	3.80	-	-
ALLISON PUBLIC LIBRA	NE C	6,606	16,800	87	35	235	6,715	24	30,502	2.19	-	-
ALTA PUBLIC LIBRARY	NW C	3,117	2,473	-	-	-	692	-	6,282	.59	66	-
ALTA VISTA PUBLIC LI	NE A	2,215	1,616	10	-	-	63	14	3,918	.90	134	33
ALTON PUBLIC LIBRARY	NW B	4,224	5,665	-	-	1,819	3,394	-	15,102	1.93	55	-
ALTOONA PUBLIC LIBRA	C E	20,404	17,598	-	-	753	819	194	39,768	2.92	358	-
AMES PUBLIC LIBRARY	C G	238,686	206,465	-	72,325	47,644	24,628	16,953	606,701	4.67	1,320	478
ANAMOSA PUBLIC LIBRA	EC D	12,435	11,346	43	-	286	1,806	86	26,002	1.68	130	6
ANITA PUBLIC LIBRARY	SW C	5,481	4,116	-	-	605	2,140	274	12,616	1.63	19	-
ANKENY PUBLIC LIBRAR	C F	59,197	67,638	74	1,210	7,235	6,431	2,637	144,422	2.89	228	-
ANTHON PUBLIC LIBRAR	NW B	9,885	6,798	-	188	-	920	-	17,791	1.99	2,400	-
APLINGTON PUBLIC LIB	NE C	7,068	9,426	23	-	1,001	4,475	59	22,052	2.10	234	40
ARCHER PUBLIC LIBRAR	NW A	1,028	4,042	8	-	-	7	6	5,091	1.10	5	-
ARLINGTON PUBLIC LIB	NE A	2,220	3,815	-	-	125	225	-	6,385	1.82	61	2
ARMSTRONG PUBLIC LIB	NC C	10,623	6,357	62	6	405	2,513	-	19,966	1.28	109	-
ARNOLDS PARK PUBLIC	NW C	2,839	9,560	-	-	130	1,263	5	13,797	1.08	17	3
ARTHUR PUBLIC LIBRAR	NW A	597	1,087	-	-	307	318	-	2,309	.78	29	-
ASHTON PUBLIC LIBRAR	NW A	3,593	4,848	20	-	-	2,470	-	10,931	.83	145	157
ATKINS PUBLIC LIBRAR	EC B	3,459	3,303	8	543	462	738	177	8,690	1.52	71	8
ATLANTIC PUBLIC LIBR	SW E	36,721	27,915	119	75	4,159	9,776	1,458	80,223	2.18	475	40
AUBURN PUBLIC LIBRAR	NW A	3,742	5,498	-	-	45	1,292	306	10,883	1.27	158	-
AUDUBON PUBLIC LIBRA	SW D	18,251	22,559	75	-	745	84	510	42,224	1.75	90	9
AURELIA PUBLIC LIBRA	NW C	3,730	6,289	-	279	230	21	-	10,549	1.02	78	-
AVOCA PUBLIC LIBRARY	SW C	8,967	9,514	47	-	193	528	473	19,722	1.54	165	6
BAGLEY PUBLIC LIBRAR	SW A	1,498	591	-	44	-	243	18	2,394	.36	37	17
BANCROFT PUBLIC LIBR	NC C	7,692	12,627	37	89	91	2,019	73	22,628	1.47	73	35
BATAVIA PUBLIC LIBRA	SE B	2,239	1,979	3	88	-	1,300	27	5,636	1.01	5	-
BAYARD PUBLIC LIBRAR	SW B	6,775	3,783	75	948	454	2,160	1,005	15,200	.91	132	7
BEAMAN PUBLIC LIBRAR	NE A	1,795	2,585	9	-	156	789	248	5,582	.93	135	5
BEDFORD PUBLIC LIBRA	SW C	10,542	4,649	46	569	74	1,662	11	17,553	.86	673	4
BELLE PLAINE PUBLIC	EC D	9,649	7,774	-	207	989	1,924	643	21,186	1.43	177	29
BELLEVUE PUBLIC LIBR	EC C	12,874	15,831	28	-	1,285	4,302	108	34,428	2.22	140	17
BELMOND PUBLIC LIBRA	NC D	15,429	13,553	58	2,531	573	3,162	590	35,896	1.56	270	130
BENNETT PUBLIC LIBRA	EC A	465	2,305	-	-	-	-	-	2,770	1.07	21	-
BETTENDORF PUBLIC LI	SE G	131,418	108,277	685	2,005	15,713	19,998	4,857	282,953	2.84	375	282
BIRMINGHAM PUBLIC LI	SE A	2,031	600	-	-	-	13	-	2,644	.58	14	15
BLAIRSTOWN PUBLIC LI	EC B	3,941	3,500	2	501	183	419	384	8,930	1.02	76	18

## LIBRARY CIRCULATION SUMMARY REPORT

NAME	SZ REG CD	ADULT BOOKS	JUVENILE BOOKS	FILMS	VIDEO RECORD.	AUDIO RECORD.	PERIOD.	OTHER ITEMS	TOTAL CIRCULATION	TURNOVER RATE	LOANS FROM OTHERS	LOANS TO OTHERS
BLAKESBURG PUBLIC LI	SE A	1,026	335	-	-	7	5	3	1,376	.27	46	-
BLOOMFIELD PUBLIC LI	SE D	16,728	18,619	-	334	2,333	3,327	-	41,341	2.74	689	18
BODE PUBLIC LIBRARY	NC A	1,657	1,887	-	20	300	1,622	178	5,664	2.24	58	-
BONAPARTE PUBLIC LIB	SE A	8,328	895	-	-	-	45	245	9,513	.89	14	2
BONDURANT COMMUNITY	C C	3,966	4,979	171	95	-	702	1,229	11,142	1.64	122	-
BOONE PUBLIC LIBRARY	C F	83,180	49,157	359	5,145	14,264	-	3,145	155,250	2.76	232	468
BOYDEN PUBLIC LIBRAR	NW B	3,755	9,400	-	-	1,089	1,635	-	15,879	1.08	80	-
BRITT PUBLIC LIBRARY	NC C	4,876	3,869	-	-	-	890	-	9,635	.51	22	110
BROOKLYN PUBLIC LIBR	EC C	4,630	3,374	5	-	-	3,845	142	11,996	1.69	34	4
BUFFALO CENTER PUBLI	NC C	2,584	5,113	20	4	24	533	36	8,314	.90	35	30
BURLINGTON PUBLIC LI	SE G	121,817	88,881	374	137	8,995	12,388	3,911	236,503	2.60	490	164
BURT PUBLIC LIBRARY	NC B	1,895	2,562	73	-	78	603	40	5,251	.75	120	-
BUSSEY PUBLIC LIBRAR	C B	4,493	3,261	-	-	141	2	-	7,897	1.53	-	-
CALAMUS PUBLIC LIBRA	EC A	500	500	-	-	-	-	-	1,000	.32	1	-
CALLENDER PUBLIC LIB	NC A	1,435	2,189	-	644	340	1,344	95	6,047	.89	66	26
CALMAR PUBLIC LIBRAR	NE C	2,268	2,528	5	-	-	976	30	5,807	.76	6	2
CAMANCHE PUBLIC	EC D	17,922	12,025	15	-	1,205	5,826	254	37,247	1.24	237	150
CANTRIL PUBLIC LIBRA	SE A	1,020	1,372	-	82	250	-	10	2,734	1.10	1	2
CARLISLE PUBLIC LIBR	C D	13,306	11,367	18	58	261	1,006	219	26,235	1.21	154	1
CARROLL PUBLIC LIBRA	NW E	73,251	40,483	101	112	4,096	11,948	2,177	132,168	1.97	163	142
CARTER LAKE PUBLIC L	SW D	6,608	6,931	-	1,429	2,018	977	117	18,080	1.41	154	23
CASCADE PUBLIC LIBRA	NE C	8,849	13,647	61	4	34	857	41	23,493	1.83	137	-
CASEY PUBLIC LIBRARY	SW A	2,847	1,863	4	183	101	815	82	5,895	.77	112	6
CEDAR FALLS PUBLIC L	NE G	184,299	187,527	4,788	-	14,606	34,561	1,792	427,573	4.39	583	425
CEDAR RAPIDS PUBLIC	EC H	-	-	-	-	-	-	808,339	808,339	3.80	1,560	6,096
CENTER POINT PUBLIC	EC C	9,819	9,586	-	2	565	506	70	20,548	2.01	136	4
CENTERVILLE PUBLIC L	SE E	53,335	38,672	-	-	3,704	12,373	180	108,264	3.01	130	10
CENTRAL CITY PUBLIC	EC C	2,202	3,433	19	-	-	-	-	5,654	.42	37	-
CHARITON PUBLIC LIBR	SW D	24,387	16,285	160	-	5,190	4,574	120	50,716	1.96	215	12
CHARLES CITY PUBLIC	NC E	78,260	32,424	260	300	3,815	8,765	1,165	124,989	-	608	283
CHARTER OAK PUBLIC L	NW B	2,359	1,002	-	-	-	-	-	3,361	.65	20	-
CHELSEA PUBLIC LIBRA	EC A	2,010	2,600	4	-	204	193	11	5,022	.74	14	6
CHEROKEE PUBLIC LIBR	NW E	26,369	47,393	421	4,233	1,743	5,505	-	85,664	3.00	371	86
CHURDAN PUBLIC LIBRA	C B	7,728	16,142	4	1,894	150	794	255	26,967	2.08	10	7
CLARE PUBLIC LIBRARY	NC A	1,227	2,195	-	1,680	-	264	54	5,420	.97	46	19
CLARENCE PUBLIC LIBR	EC C	3,678	3,019	65	10	29	112	16	6,929	.90	13	1
CLARINDA PUBLIC LIBR	SW E	30,706	21,022	149	753	1,907	4,657	264	59,458	1.26	369	53
CLARION PUBLIC LIBRA	NC D	11,501	11,159	46	516	687	2,357	-	26,266	1.53	71	84
CLARKSVILLE PUBLIC L	NE C	11,973	12,454	-	-	20	5,010	75	29,532	2.67	47	4
CLEAR LAKE PUBLIC LI	NC E	43,214	45,248	49	10,746	4,991	11,538	711	116,497	2.41	283	331
CLEARFIELD PUBLIC LI	SW A	1,645	535	-	-	-	341	-	2,521	.54	3	-
CLEGHORN PUBLIC LIBR	NW A	580	2,736	-	-	182	10	16	3,524	.78	6	-
CLERMONT PUBLIC LIBR	NE B	3,824	4,292	3	-	252	176	8	8,555	1.70	56	4
CLINTON PUBLIC LIBRA	EC G	139,574	82,684	178	222	1,804	12,904	2,714	240,080	2.19	140	216
COGGON PUBLIC LIBRAR	EC B	2,500	10,300	-	-	-	-	-	12,800	2.56	200	-
COLESBURG PUBLIC LIB	NE A	670	1,791	-	-	-	-	-	2,461	1.15	25	-
COLLINS PUBLIC LIBRA	C A	959	2,397	-	41	572	300	-	4,269	.62	206	-
COLO PUBLIC LIBRARY	C B	6,536	7,145	-	1,668	24	730	-	16,103	1.96	30	-

LIBRARY CIRCULATION SUMMARY REPORT

NAME	SZ REG CD	ADULT BOOKS	JUVENILE BOOKS	FILMS	VIDEO RECORD.	AUDIO RECORD.	PERIOD.	OTHER ITEMS	TOTAL CIRCULATION	TURNOVER RATE	LOANS FROM OTHERS	LOANS TO OTHERS
COLUMBUS JUNCTION PU	SE C	7,628	7,537	-	351	238	958	36	16,748	1.55	315	95
CONRAD PUBLIC LIBRAR	NE C	9,734	11,186	244	-	1,139	2,465	1,463	26,231	1.49	177	66
COON RAPIDS PUBLIC	NW C	14,575	18,551	-	2,275	1,969	3,095	3	40,468	2.05	359	-
CORALVILLE PUBLIC LI	EC E	47,626	52,278	222	2,342	9,996	3,938	412	116,814	2.08	178	157
CORNING PUBLIC LIBRA	SW C	20,785	14,069	229	-	455	3,920	1,578	41,036	1.58	121	102
CORRECTIONVILLE PUBL	NW B	5,251	1,676	70	-	-	51	18	7,066	.48	102	-
CORWITH PUBLIC LIBRA	NC A	5,995	3,751	-	-	-	15	-	9,761	1.47	84	25
CORYDON PUBLIC LIBRA	SW C	19,084	7,337	18	-	5	1,682	-	28,126	1.89	74	-
COULTER PUBLIC LIBRA	NC A	1,729	4,213	-	557	-	741	-	7,240	1.21	83	21
COUNCIL BLUFFS PUBLI	SW H	143,835	94,528	539	606	3,242	2,310	2,011	247,071	1.27	172	11,068
CRESCO PUBLIC LIBRAR	NE D	19,481	34,690	249	-	58	6,920	680	62,078	2.81	312	47
CRESTON PUBLIC LIBRA	SW E	32,391	23,620	268	-	807	4,231	415	61,732	2.51	545	36
CUMBERLAND PUBLIC LI	SW A	2,748	2,614	-	45	20	10	-	5,437	1.03	114	-
DALLAS CENTER PUBLIC	C C	6,072	6,083	92	-	50	1,646	40	13,983	1.19	48	-
DAVENPORT PUBLIC LIB	SE H	379,669	227,252	-	-	-	-	-	606,921	1.51	2,124	4,571
DAYTON PUBLIC LIBRAR	NC B	8,787	4,593	11	526	56	2,084	63	16,120	1.58	58	13
DE SOTO PUBLIC LIBRA	C C	2,180	5,424	-	-	15	31	-	7,650	1.14	5	-
DECORAH PUBLIC LIBRA	NW E	46,953	31,240	-	-	562	12,207	1,515	92,477	2.62	339	100
DELHI PUBLIC LIBRARY	NE B	1,415	3,411	-	-	-	75	-	4,901	1.09	35	5
DENISON PUBLIC LIBRA	NW E	56,845	27,657	88	-	1,536	10,595	21	96,742	2.70	341	33
DENVER PUBLIC LIBRAR	NE C	11,228	27,613	390	1,842	-	3,216	1,224	45,513	2.10	185	36
DES MOINES PUBLIC LI	C H	865,112	322,212	5,622	21,321	38,665	-	1,116	1,254,048	1.86	1,517	981
DEWITT PUBLIC LIBRAR	EC D	21,543	17,808	98	-	2,682	3,921	-	46,052	2.83	537	57
DEXTER PUBLIC LIBRAR	C B	4,492	4,651	3	162	495	254	15	10,072	1.18	56	-
DIKE PUBLIC LIBRARY	NE B	4,016	8,102	5	7	396	354	-	12,880	1.61	127	-
DONNELSON PUBLIC LI	SE B	8,149	13,501	23	659	76	2,673	30	25,111	2.34	28	7
DOON PUBLIC LIBRARY	NW B	4,531	3,754	-	-	-	-	-	8,285	1.16	-	-
DOWS PUBLIC LIBRARY	NC B	10,354	3,938	60	8,071	40	1,032	175	23,670	1.79	69	49
DUBUQUE PUBLIC LIBRA	NE H	217,653	184,485	347	2,701	384	20,297	619	426,486	11.00	105	246
DUMONT PUBLIC LIBRAR	NE B	6,964	5,799	-	-	253	4,308	12	17,336	2.27	135	1
DUNCOMBE PUBLIC LIBR	NC B	2,885	2,783	-	655	12	645	10	6,990	1.38	85	6
DUNKERTON PUBLIC LIB	NE B	4,811	6,082	12	-	-	750	2	11,657	1.61	65	2
DUNLAP PUBLIC LIBRAR	SW C	6,796	7,286	-	-	228	867	-	15,177	8.17	122	8
DYERSVILLE PUBLIC LI	NE D	18,972	27,908	100	-	496	2,625	43	50,144	2.37	99	33
DYSART PUBLIC LIBRAR	EC C	10,240	4,907	14	-	568	5,451	11	21,191	1.90	220	13
EAGLE GROVE PUBLIC L	NC D	20,740	22,585	132	6,208	306	1,846	1,211	53,028	2.17	462	245
EARLHAM PUBLIC LIBRA	C C	8,700	7,128	91	-	285	1,333	79	17,616	1.44	116	-
EARLVILLE PUBLIC LIB	NE B	3,589	6,072	-	-	-	497	91	10,249	1.34	41	3
EARLY PUBLIC LIBRARY	NW B	5,548	7,051	6	3	559	3,035	45	16,247	1.20	188	2
EDDYVILLE PUBLIC LIB	SE C	3,173	2,274	-	-	99	679	7	6,232	.82	71	1
EDGEWOOD PUBLIC LIBR	NE B	6,592	10,403	59	-	14	2,577	318	19,963	2.21	274	3
ELDON PUBLIC LIBRARY	SE C	10,246	2,696	-	-	94	1,163	-	14,199	1.41	54	18
ELDORA PUBLIC LIBRAR	NC D	19,299	8,194	155	2,153	583	3,392	118	33,894	2.10	380	195
ELGIN PUBLIC LIBRARY	NE B	11,408	11,369	2	-	449	1,358	150	24,736	1.76	59	4
ELK HORN PUBLIC LIBR	SW B	2,074	4,446	-	-	-	12	25	6,557	1.42	39	-
ELKADER PUBLIC LIBRA	NE C	8,585	5,496	68	-	311	1,039	33	15,532	1.33	267	10
ELLIOTT PUBLIC LIBRA	SW A	3,004	4,108	-	-	454	1,201	6	8,773	.88	179	-
ELLSWORTH PUBLIC LIB	NC A	2,289	1,755	-	574	25	608	37	5,288	.61	33	117

## LIBRARY CIRCULATION SUMMARY REPORT

NAME	SZ REG CD	ADULT BOOKS	JUVENILE BOOKS	FILMS	VIDEO RECORD.	AUDIO RECORD.	PERIOD.	OTHER ITEMS	TOTAL CIRCULATION	TURNOVER RATE	LOANS FROM OTHERS	LOANS TO OTHERS
ELMA PUBLIC LIBRARY	NE B	3,957	3,891	26	-	-	1,240	34	9,148	.94	124	-
ELY PUBLIC LIBRARY	EC A	1,365	2,836	51	-	42	386	154	4,834	1.13	100	11
EMERSON PUBLIC LIBRA	SW B	1,082	1,315	-	-	43	221	5	2,666	.73	105	3
EMMETSBURG PUBLIC LI	NW D	27,595	20,260	184	-	1,605	4,077	235	53,956	2.47	469	76
ESSEX PUBLIC LIBRARY	SW C	3,707	7,661	-	80	646	488	92	12,674	1.11	190	1
ESTHERVILLE PUBLIC L	NW E	35,932	36,619	88	-	13,721	7,269	594	94,223	1.96	114	38
EVANSDALE PUBLIC LIB	NE D	9,874	6,189	9	-	-	857	84	17,013	2.18	123	18
EVERLY PUBLIC LIBRAR	NW A	2,386	2,596	-	-	829	22	-	5,833	1.05	50	-
EXIRA PUBLIC LIBRARY	SW B	12,664	10,772	115	65	105	3,373	1,060	28,154	2.54	324	22
FAIRBANK PUBLIC LIBR	NE B	4,700	12,520	-	575	260	780	71	18,906	2.21	94	6
FAIRFAX PUBLIC LIBRA	EC B	1,361	8,183	16	628	54	176	73	10,491	1.85	71	11
FAIRFIELD PUBLIC LIB	SE E	102,505	58,769	182	11,280	11,070	12,949	1,296	198,051	2.75	1,020	206
FARMERSBURG PUBLIC L	NE A	779	1,534	-	-	-	122	-	2,435	.52	-	-
FARMINGTON PUBLIC LI	SE B	9,524	7,761	-	-	291	1,284	93	18,953	.71	97	7
FAYETTE PUBLIC LIBRA	NE C	5,389	4,990	14	261	185	749	191	11,779	.65	9	3
FENTON PUBLIC LIBRAR	NC A	1,558	2,159	-	-	393	521	7	4,638	1.27	66	34
FERTILE PUBLIC LIBRA	NC A	4,857	4,253	-	-	-	963	10	10,083	1.32	22	10
FONDA PUBLIC LIBRARY	NW B	3,941	4,400	-	59	47	929	-	9,376	1.09	47	-
FONTANELLE PUBLIC LI	SW B	2,062	1,184	-	-	45	643	-	3,934	.41	55	-
FOREST CITY PUBLIC L	NC D	20,795	13,423	109	-	432	2,062	569	37,390	1.63	274	216
FORT ATKINSON PUBLIC	NE A	807	2,177	-	-	626	557	5	4,172	.69	26	-
FORT DODGE PUBLIC LI	NC G	135,783	69,526	46	47,668	12,819	10,999	4,453	281,294	3.68	1,014	534
FORT MADISON PUBLIC	SE F	61,901	32,892	78	1,829	1,332	6,783	1,722	106,537	1.74	488	155
FREDERICKSBURG PUBLI	NE C	3,993	5,488	61	-	891	185	-	10,618	1.70	60	4
GALVA PUBLIC LIBRARY	NW A	2,959	2,543	16	-	-	790	75	6,383	1.27	55	-
GARDEN GROVE PUBLIC	SW A	1,648	274	-	-	-	-	-	1,922	.23	49	-
GARNAVILLO PUBLIC LI	NE B	12,055	19,424	1	-	1,517	3,016	25	36,038	1.92	103	19
GARNER PUBLIC LIBRAR	NC D	11,695	11,307	337	56	2,147	4,612	225	30,379	1.64	135	161
GARRISON PUBLIC LIBR	EC A	2,189	2,055	2	196	31	805	97	5,375	1.26	36	-
GARWIN PUBLIC LIBRAR	EC B	3,207	1,494	-	395	-	297	-	5,393	.80	16	2
GEORGE PUBLIC LIBRAR	NW C	3,982	5,332	-	-	742	1,087	-	11,143	1.67	31	-
GILMAN PUBLIC	C B	-	-	-	-	-	-	-	-	-	-	-
GILMORE CITY PUBLIC	NW B	3,570	2,334	-	372	81	1,218	597	8,172	.69	80	-
GLADBROOK PUBLIC LIB	EC B	6,728	3,899	15	-	276	736	102	11,756	1.04	35	7
GLENWOOD PUBLIC LIBR	SW E	26,669	21,508	46	1,062	1,316	17,176	3,230	71,007	2.78	369	53
GOWRIE PUBLIC LIBRAR	NC C	2,300	4,556	-	344	342	1,914	18	9,474	1.20	66	38
GRAETTINGER PUBLIC L	NW B	3,992	4,495	-	-	175	628	-	9,290	1.16	88	-
GRAFTON PUBLIC LIBRA	NC A	1,427	1,445	2	481	163	601	156	4,275	.37	81	63
GRAND JUNCTION PUBLI	C B	7,243	2,862	-	40	70	957	1,334	12,506	1.29	130	125
GREENE PUBLIC LIBRAR	NE C	12,939	12,584	62	1,310	1,118	4,950	338	33,301	2.01	149	40
GREENFIELD PUBLIC LI	SW C	20,907	15,627	9	269	1,683	1,992	41	40,528	10.82	200	4
GRIMES PUBLIC LIBRAR	C C	3,355	5,055	32	-	125	353	737	9,657	2.74	139	-
GRINNELL PUBLIC LIBR	EC E	48,966	39,914	369	2,385	4,362	6,963	1,811	104,770	2.32	449	184
GRISWOLD PUBLIC LIBR	SW C	8,254	7,146	-	-	515	267	4	16,186	1.25	33	1
GRUNDY CENTER PUBLIC	NE D	17,491	18,273	-	-	1,263	8,732	46	45,805	2.49	272	55
GUTHRIE CENTER PUBLI	SW C	21,134	10,019	35	1,623	2,308	4,452	713	40,284	1.79	75	96
GUTTENBERG PUBLIC LI	NE C	9,346	5,881	-	-	368	1,764	25	17,384	1.44	76	18
HAMBURG PUBLIC LIBRA	SW C	6,380	6,218	-	-	-	2,674	5,920	21,192	2.29	-	-



## LIBRARY CIRCULATION SUMMARY REPORT

NAME	SZ REG CD	ADULT BOOKS	JUVENILE BOOKS	FILMS	VIDEO RECORD.	AUDIO RECORD.	PERIOD.	OTHER ITEMS	TOTAL CIRCULATION	TURNOVER RATE	LOANS FROM OTHERS	LOANS TO OTHERS
HAMPTON PUBLIC LIBRA	NC D	30,399	19,657	201	5,391	2,195	3,421	2,627	63,891	2.03	526	350
HANLONTOWN PUBLIC LI	NC A	986	917	-	-	-	214	6	2,123	.33	15	10
HARCOURT PUBLIC LIBR	NC A	1,757	2,344	-	859	348	1,716	19	7,043	1.05	37	3
HARLAN PUBLIC LIBRAR	SW E	48,058	19,896	368	1,067	3,243	4,810	1,925	79,367	2.70	815	480
HAVELOCK PUBLIC LIBR	NW A	-	-	-	-	-	-	-	-	-	-	-
HAWARDEN PUBLIC LIBR	NW D	19,264	17,702	49	3,904	908	3,708	448	45,983	2.60	137	3
HAWKEYE PUBLIC LIBRA	NE B	3,702	1,401	-	474	-	1,447	92	7,116	.99	36	4
HEDRICK LIBRARY	SE B	2,386	3,748	-	-	270	81	-	6,485	1.00	18	1
HIAWATHA PUBLIC LIBR	EC D	11,154	17,458	7	-	287	1,735	1,535	32,176	2.21	119	23
HILLSBORO PUBLIC LIB	SE A	1,775	1,442	-	-	-	25	-	3,242	1.05	10	12
HOLSTEIN PUBLIC LIBR	NW C	10,235	10,535	148	164	1,094	8,169	1,217	31,562	1.85	414	-
HOPKINTON PUBLIC LIB	NE B	2,029	3,330	-	-	26	254	-	5,639	.78	60	1
HUBBARD PUBLIC LIBRA	NC B	5,268	7,490	-	-	-	2,682	-	15,440	1.10	126	167
HUDSON PUBLIC LIBRAR	NE C	14,248	14,668	13	1,706	193	4,373	367	35,568	1.85	218	125
HULL PUBLIC LIBRARY	NW C	10,208	23,063	-	-	1,974	2,526	-	37,771	2.97	173	-
HUMBOLDT PUBLIC LIBR	NC D	34,463	42,320	158	3,412	2,728	5,197	1,578	89,856	3.31	278	259
HUMESTON PUBLIC LIBR	SW B	6,054	1,905	-	-	-	209	-	8,168	1.05	66	-
HUXLEY PUBLIC LIBRAR	C C	4,923	8,853	-	4	451	1,118	567	15,916	2.12	84	-
IDA GROVE PUBLIC LIB	NW C	12,883	14,495	-	-	744	2,938	-	31,060	2.49	277	4
INDEPENDENCE PUBLIC	NE E	26,486	21,776	473	-	9	4,683	71	53,498	1.05	106	26
INDIANOLA PUBLIC LIB	C F	50,754	37,492	-	999	3,890	7,393	117	100,645	3.02	361	213
INWOOD PUBLIC LIBRAR	NW B	4,452	6,036	-	-	299	1,524	-	12,311	1.12	14	-
IONIA PUBLIC LIBRARY	NE A	2,302	2,745	-	-	-	170	25	5,242	.99	97	11
IOWA CITY PUBLIC LIB	EC H	303,313	181,418	3,394	64,168	54,536	17,208	23,255	647,292	4.07	573	697
IOWA FALLS PUBLIC LI	NC E	39,487	25,517	221	2,529	3,712	7,665	951	80,082	1.51	251	328
JAMAICA PUBLIC LIBRA	SW A	3,301	1,093	-	-	-	56	95	4,545	.80	20	28
JANESVILLE PUBLIC LI	NE B	6,251	9,331	-	-	375	2,080	85	18,122	1.37	73	34
JASPER COUNTY LIBRAR	C I	44,580	85,415	-	-	864	520	2,645	134,024	4.81	1	-
JEFFERSON PUBLIC LIB	C D	30,469	21,732	3	1,499	5,588	2,977	1,788	64,056	1.72	508	231
JEWELL PUBLIC LIBRAR	NC C	3,105	2,996	-	395	135	1,736	49	8,416	1.21	139	24
JOICE PUBLIC LIBRARY	NC A	1,169	1,703	12	700	74	105	158	3,921	.53	28	36
KALONA PUBLIC LIBRAR	SE C	3,095	4,800	-	-	-	12	-	7,907	1.26	21	-
KANAWHA PUBLIC LIBRA	NC B	5,894	3,310	-	-	-	1,967	-	11,171	1.04	101	68
KENSETT PUBLIC LIBRA	NC A	1,469	1,308	-	-	314	-	-	3,091	.48	58	14
KEOKUK PUBLIC LIBRAR	SE F	62,242	41,427	360	301	3,686	6,402	221	114,639	1.12	182	72
KEOSAUQUA PUBLIC LIB	SE C	6,970	2,657	37	148	120	338	283	10,553	.70	168	16
KEOTA PUBLIC LIBRARY	SE C	5,405	5,365	-	99	18	1,668	173	12,728	1.17	85	2
KEYSTONE PUBLIC LIBR	EC B	7,941	2,650	16	746	378	1,242	637	13,610	1.50	125	17
KINGSLEY PUBLIC LIBR	NW C	11,673	10,218	12	-	513	2,818	-	25,234	2.08	152	-
KLEMME PUBLIC LIBRAR	NC B	2,487	3,101	-	-	-	2,419	-	8,007	1.25	34	47
KNOXVILLE PUBLIC LIB	C E	45,555	35,348	80	-	1,723	3,664	1,011	87,381	4.13	189	63
LAKE CITY PUBLIC LIB	NW C	10,663	8,167	63	-	435	1,141	505	20,974	1.17	239	2
LAKE MILLS PUBLIC LI	NC C	8,825	10,740	44	784	-	3,174	-	23,567	1.31	14	8
LAKE PARK PUBLIC LIB	NW C	4,488	2,571	-	-	-	552	57	7,668	1.36	126	-
LAKE VIEW PUBLIC LIB	NW C	7,007	6,591	8	87	1,020	3,630	6	18,349	1.62	53	-
LAKOTA PUBLIC LIBRAR	NC A	3,195	2,153	29	-	301	1,453	48	7,179	1.02	151	14
LAMONI PUBLIC LIBRAR	SW D	17,161	10,327	50	912	1,511	2,188	1,523	33,672	1.78	213	11
LAMONT PUBLIC LIBRAR	NE B	1,472	2,829	-	-	-	-	-	4,301	.84	37	1

## LIBRARY CIRCULATION SUMMARY REPORT

NAME	SZ REG CD	ADULT BOOKS	JUVENILE BOOKS	FILMS	VIDEO RECORD.	AUDIO RECORD.	PERIOD.	OTHER ITEMS	TOTAL CIRCULATION	TURNOVER RATE	LOANS FROM OTHERS	LOANS TO OTHERS
LANSING PUBLIC LIBRA	NE C	2,619	2,995	79	-	46	805	14	6,558	.71	40	3
LAPORTE CITY PUBLIC	NE C	10,562	9,465	114	-	680	3,488	151	24,460	1.90	290	5
LARCHWOOD PUBLIC LIB	NW B	3,425	6,192	28	-	373	109	-	10,127	1.76	24	-
LAURENS PUBLIC LIBRA	NW C	15,161	9,195	54	11	638	4,011	195	29,265	1.61	251	10
LAWLER PUBLIC LIBRAR	NE B	1,000	1,269	-	-	6	161	62	2,498	.83	2	-
LE MARS PUBLIC LIBRA	NW E	41,965	37,202	-	692	3,073	7,185	317	90,434	2.66	629	42
LEDYARD PUBLIC LIBRA	NC A	2,521	1,430	10	-	60	250	5	4,276	.60	80	10
LEGRAND PUBLIC LIBRA	C B	4,079	6,727	1	40	115	27	468	11,457	1.32	197	-
LEHIGH PUBLIC LIBRAR	NC B	2,952	3,797	-	5,998	33	286	102	13,168	1.45	108	11
LENOX PUBLIC LIBRARY	SW C	4,084	3,700	67	-	215	2,354	-	10,420	.84	145	6
LEON PUBLIC LIBRARY	SW C	9,795	9,175	85	-	1,018	1,642	340	22,055	1.35	-	-
LETT'S PUBLIC LIBRARY	SE A	1,703	2,432	-	-	6	189	-	4,330	.66	51	1
LEWIS PUBLIC LIBRARY	SW A	1,596	2,294	-	-	86	52	-	4,028	54.43	36	-
LIME SPRINGS PUBLIC	NE A	4,983	4,497	-	-	169	3,196	462	13,307	2.09	74	-
LINDEN PUBLIC LIBRAR	C A	1,233	243	-	47	7	107	14	1,651	.40	-	-
LINN GROVE PUB LIB	NW A	1,699	1,733	-	-	-	-	-	3,432	.66	72	-
LISBON PUBLIC LIBRAR	EC C	3,093	2,102	-	-	-	157	-	5,352	1.70	65	4
LITTLE ROCK PUBLIC L	NW A	810	3,320	2	-	269	747	26	5,174	.96	62	-
LITTLEPORT PUBLIC LI	NE A	454	850	-	-	-	126	25	1,455	.65	93	-
LIVERMORE PUBLIC LIB	NC A	5,566	3,966	-	80	809	1,610	50	12,081	1.55	95	41
LOGAN PUBLIC LIBRARY	SW C	12,117	5,480	-	-	496	1,791	200	20,084	1.46	161	10
LOHRVILLE PUBLIC LIB	NW B	3,386	2,288	-	-	53	1,519	20	7,266	.74	89	-
LOST NATION PUBLIC L	EC B	3,686	1,128	-	-	30	181	38	5,063	.65	98	-
LOWDEN PUBLIC LIBRAR	EC B	2,628	4,862	-	-	-	123	57	7,670	1.28	48	-
LU VERNE PUBLIC LIBR	NC A	2,841	5,132	-	-	375	1,055	50	9,453	1.00	109	47
LYTTON PUBLIC LIBRAR	NW A	969	1,153	-	-	-	51	-	2,173	.70	15	-
MADRID PUBLIC LIBRAR	C C	8,904	12,300	239	1,367	288	1,711	463	25,272	2.26	223	5
MALLARD PUBLIC LIBRA	NW A	5,685	2,253	-	-	-	2,378	-	10,316	1.66	296	31
MALVERN PUBLIC LIBRA	SW C	4,179	4,653	-	-	185	508	59	9,584	.77	316	14
MANCHESTER PUBLIC LI	NE D	46,026	33,048	94	-	2,039	5,052	297	86,556	1.91	103	46
MANILLA PUBLIC LIBRA	NW C	2,825	2,849	8	-	-	-	-	5,682	.88	45	-
MANLY PUBLIC LIBRARY	NC C	7,583	6,345	35	-	695	1,031	320	16,009	1.10	83	74
MANNING PUBLIC LIBRA	NW C	6,857	4,457	10	490	-	137	-	11,951	.96	-	-
MANSON PUBLIC LIBRAR	NW C	8,841	11,981	30	3,147	1,079	1,338	625	27,041	2.05	121	37
MAPLETON PUBLIC LIBR	NW C	9,519	4,900	106	-	55	1,664	1,565	17,809	1.69	263	-
MAQUOKETA PUBLIC LIB	EC E	29,451	23,902	53	-	1,909	2,626	393	58,334	2.44	102	57
MARATHON PUBLIC LIBR	NW A	3,108	2,092	-	-	32	2,127	10	7,369	1.20	-	-
MARBLE ROCK PUBLIC L	NC A	2,803	1,727	6	1,028	100	801	6	6,471	1.44	94	69
MARCUS PUBLIC LIBRAR	NW C	7,128	5,683	-	75	16	1,951	35	14,888	1.05	76	-
MARENGO PUBLIC LIBRA	EC C	14,890	12,479	50	-	556	3,497	319	31,791	2.75	184	43
MARION PUBLIC LIBRAR	EC F	83,161	88,914	87	-	2,639	9,083	3,515	187,399	2.87	94	83
MARSHALLTOWN PUBLIC	C G	42,215	26,651	923	-	2,017	4,644	425	76,875	.91	535	153
MARTELLE PUBLIC LIBR	EC A	543	2,311	-	-	-	58	1	2,913	.57	2	-
MASON CITY PUBLIC LI	NC G	172,404	85,991	198	6,773	12,118	11,256	2,794	291,534	2.90	484	1,052
MASSENA PUBLIC LIBRA	SW B	3,264	1,740	-	-	28	453	15	5,500	1.42	70	-
MAXWELL PUBLIC LIBRA	C B	2,266	1,649	-	42	14	25	-	3,996	.72	23	-
MAYNARD PUBLIC LIBRA	NE B	2,366	1,744	-	-	210	1,345	18	5,683	1.28	6	2
MCGREGOR PUBLIC LIBR	NE B	18,911	14,996	9	-	1,273	2,270	3	37,462	2.85	54	20

## LIBRARY CIRCULATION SUMMARY REPORT

NAME	SZ REG CD	ADULT BOOKS	JUVENILE BOOKS	FILMS	VIDEO RECORD.	AUDIO RECORD.	PERIOD.	OTHER ITEMS	TOTAL CIRCULATION	TURNOVER RATE	LOANS FROM OTHERS	LOANS TO OTHERS
MECHANICSVILLE PUBLI	EC C	4,184	5,278	7	392	715	289	7	10,872	1.29	75	-
MEDIAPOLIS PUBLIC LI	SE C	3,000	325	-	-	-	5,000	2,500	10,825	.48	10	2
MELBOURNE PUBLIC LIB	C B	2,241	4,439	400	9,357	107	520	-	17,064	1.20	468	-
MELVIN PUBLIC LIBRAR	NW A	2,123	2,807	15	-	473	2,200	19	7,637	1.27	50	5
MENLO PUBLIC LIBRARY	SW A	4,909	2,848	-	121	239	510	53	8,680	1.04	237	3
MERRILL PUBLIC LIBRA	NW B	2,434	2,614	-	-	203	2,215	-	7,466	1.41	28	-
MESERVEY PUBLIC LIBR	NC A	1,214	4,170	26	779	66	493	1	6,749	.97	72	39
MILFORD PUBLIC LIBRA	NW C	4,587	3,593	50	-	19	3,179	-	11,428	.79	52	-
MILO PUBLIC LIBRARY	C B	5,138	7,174	9	154	179	1,080	391	14,125	1.46	20	-
MILTON PUBLIC LIBRAR	SE B	4,500	1,260	-	-	-	-	44	5,804	-	13	4
MINBURN PUBLIC LIBRA	C A	781	436	-	-	-	-	-	1,217	.21	-	-
MISSOURI VALLEY PUBL	SW D	18,657	7,024	-	3	358	1,570	194	27,806	1.26	43	19
MITCHELLVILLE PUBLIC	C C	6,589	8,892	59	-	1,301	1,883	-	18,724	1.91	31	-
MODALE PUBLIC LIBRAR	SW A	2,500	1,613	-	-	71	696	-	4,880	.73	158	-
MONDAMIN PUBLIC LIBR	SW A	2,741	1,978	-	-	47	5,487	-	10,253	.99	271	-
MONONA PUBLIC LIBRAR	NE C	6,383	6,599	3	-	627	651	1,313	15,576	1.01	58	7
MONTEZUMA PUBLIC LIB	EC C	8,019	5,540	26	-	482	1,173	172	15,412	1.08	236	-
MONTECELLO PUBLIC LI	EC D	16,091	14,239	57	-	385	2,788	21	33,581	2.24	639	42
MONTROSE PUBLIC LIBR	SE C	4,950	3,050	1	9	24	1,419	137	9,590	.93	61	14
MORAVIA PUBLIC LIBRA	SE B	3,553	6,869	1	-	-	704	12	11,139	1.68	109	20
MORLEY PUBLIC LIBRAR	EC A	228	1,828	-	-	-	-	-	2,056	.17	1	-
MORNING SUN PUBLIC L	SE B	10,138	6,415	-	-	2,312	1,440	337	20,642	1.78	203	12
MOULTON PUBLIC LIBRA	SE B	6,070	2,302	-	-	-	1,442	-	9,814	.57	62	16
MOUNT AYR PUBLIC LIB	SW C	24,419	9,080	343	-	348	5,483	294	39,967	3.30	367	12
MT PLEASANT PUBLIC L	SE E	42,364	26,510	-	1,825	1,534	2,890	1,157	76,280	1.92	307	11
MURRAY PUBLIC LIBRAR	SW B	800	500	-	-	-	-	20	1,320	.28	-	-
MUSCATINE PUBLIC LIB	SE F	146,041	66,136	1,170	19,989	11,334	13,146	9,725	267,541	2.16	632	323
NASHUA PUBLIC LIBRAR	NE C	13,614	5,000	18	761	1,078	2,220	1,178	23,869	1.47	468	39
NEVADA PUBLIC LIBRAR	C E	27,900	16,859	90	-	288	4,441	263	49,841	1.71	273	6
NEW ALBIN PUBLIC LIB	NE B	1,756	1,235	-	-	-	904	-	3,895	.80	4	-
NEW HAMPTON PUBLIC L	NE D	17,381	22,630	60	171	765	1,326	160	42,493	1.02	50	-
NEW HARTFORD PUBLIC	NE B	4,065	1,839	4	-	30	82	40	6,060	1.12	91	7
NEW LONDON PUBLIC LI	SE C	12,419	12,451	40	3,072	1,369	2,057	35	31,443	24.24	76	11
NEW SHARON PUBLIC LI	SE C	5,031	3,885	-	-	-	1,138	-	10,054	15.47	260	-
NEW VIRGINIA PUBLIC	C B	6,559	3,884	5	-	337	614	-	11,399	2.36	44	-
NEWELL PUBLIC LIBRAR	NW B	5,807	4,523	10	10	483	1,582	73	12,488	27.57	224	-
NEWHALL PUBLIC LIB	EC B	2,473	3,146	-	-	81	187	-	5,887	.84	65	-
NEWTON PUBLIC LIBRAR	C F	80,716	58,848	-	-	5,285	4,824	1,033	150,706	1.83	418	81
NORA SPRINGS PUBLIC	NC C	6,059	4,465	-	-	-	975	100	11,599	1.04	70	89
NORTH ENGLISH PUBLIC	EC B	10,340	5,427	91	-	389	1,832	182	18,261	1.45	188	126
NORTHWOOD PUBLIC LIB	NC C	11,780	12,106	-	-	295	1,367	45	25,593	1.59	39	140
NORWALK PUBLIC LIBRA	C D	10,693	12,123	31	116	639	434	131	24,167	1.25	225	-
NORWAY PUBLIC LIBRAR	EC B	2,266	2,515	4	-	37	75	-	4,897	1.08	162	-
OAKLAND PUBLIC LIBRA	SW C	8,217	4,030	-	-	-	2,546	-	14,793	.76	49	35
OCHEYEDAN PUBLIC LIB	NW B	5,519	9,291	2	-	742	2,185	-	17,739	1.35	127	142
ODEBOLT PUBLIC LIBRA	NW C	7,261	5,318	6	388	79	1,142	68	14,262	1.23	152	-
OELWEIN PUBLIC LIBRA	NE E	54,099	52,848	51	92	2,079	8,522	70	117,761	2.87	194	140
OGDEN PUBLIC LIBRARY	C C	14,787	13,644	-	219	620	2,237	90	31,597	2.33	67	3

LIBRARY CIRCULATION SUMMARY REPORT

NAME	SZ REG CD	ADULT BOOKS	JUVENILE BOOKS	FILMS	VIDEO RECORD.	AUDIO RECORD.	PERIOD.	OTHER ITEMS	TOTAL CIRCULATION	TURNOVER RATE	LOANS FROM OTHERS	LOANS TO OTHERS
OLIN PUBLIC LIBRARY	EC B	1,553	972	-	-	-	-	-	2,525	.35	40	-
ONAWA PUBLIC LIBRARY	NW D	27,764	14,855	68	158	596	9,216	371	53,028	1.68	90	73
OSAGE PUBLIC LIBRARY	NC D	23,764	16,686	269	11,183	5,450	4,390	1,773	63,515	2.22	578	271
OSCEOLA PUBLIC LIBRA	SW D	37,938	10,812	47	-	647	6,248	-	55,692	3.49	138	-
OSKALOOSA PUBLIC	SE F	53,740	49,570	-	1,857	5,230	7,684	6,337	124,418	2.46	534	67
OSSIAN PUBLIC LIBRAR	NE B	2,898	5,126	31	-	27	1,394	26	9,502	.59	83	1
OTTUMWA PUBLIC LIBRA	SE G	69,606	53,435	514	10,549	5,049	12,560	1,187	152,900	1.86	720	72
OXFORD JUNCTION PUBL	EC B	3,410	2,350	-	-	-	-	-	5,760	1.39	11	-
OXFORD PUBLIC LIBRAR	EC B	2,910	2,512	-	-	-	480	-	5,902	.72	-	-
PACKWOOD PUBLIC LIBR	SE A	2,200	900	-	-	-	-	-	3,100	.56	75	2
PALMER PUBLIC LIBRAR	NW A	2,908	5,609	12	294	32	300	-	9,155	1.28	146	-
PANORA PUBLIC LIBRAR	SW C	12,723	8,471	-	1,108	980	1,729	66	25,077	2.16	104	24
PARKERSBURG PUBLIC L	NE C	12,271	12,101	9	-	541	4,432	24	29,378	2.13	196	9
PATON PUBLIC LIBRARY	C A	5,486	1,728	1	267	20	359	28	7,889	.64	10	-
PAULLINA PUBLIC LIBR	NW C	8,424	7,321	-	170	186	3,470	45	19,616	1.15	294	-
PERRY PUBLIC LIBRARY	C E	45,407	59,782	437	3,969	6,969	7,892	4,236	128,692	4.29	892	277
PETERSON PUBLIC LIBR	NW A	1,996	1,866	-	524	546	622	82	5,636	.53	47	4
PLAINFIELD PUBLIC LI	NE A	3,934	7,282	24	1,161	374	2,235	171	15,181	2.74	162	6
PLEASANTVILLE PUBLIC	C C	6,351	10,869	51	-	158	896	557	18,882	1.66	132	1
PLOVER PUBLIC LIBRAR	NW A	150	300	-	-	-	-	-	450	45.00	-	-
POCAHONTAS PUBLIC LI	NW C	12,515	9,361	168	1,562	628	3,841	584	28,659	1.61	-	-
POLK CITY PUBLIC LIB	C C	3,553	6,224	56	33	557	336	83	10,842	1.72	54	-
POMEROY PUBLIC LIBRA	NW B	4,220	2,697	-	-	25	1,628	170	8,740	.78	-	-
POSTVILLE PUBLIC LIB	NE C	10,674	6,072	2	663	-	3,256	31	20,698	2.15	282	8
PRESCOTT PUBLIC LIBR	SW A	1,487	1,598	-	-	17	-	307	3,409	.58	111	5
PRESTON PUBLIC LIBRA	EC C	4,593	8,526	6	351	88	1,051	1,009	15,624	1.22	135	20
PRIMGHAR PUBLIC LIBR	NW C	3,997	3,946	106	-	91	219	-	8,359	.69	32	1
QUIMBY PUBLIC LIBRAR	NW A	1,795	1,106	22	3	5	-	20	2,951	.40	7	-
RADCLIFFE PUBLIC LIB	NC B	7,183	7,238	17	1,515	763	2,095	199	19,010	2.74	137	36
RAKE PUBLIC LIBRARY	NC A	1,706	1,879	-	-	196	115	66	3,962	.78	45	12
READLYN PUBLIC LIBRA	NE B	5,821	13,299	6	1,085	723	3,903	186	25,023	2.04	109	23
RED OAK PUBLIC LIBRA	SW E	42,158	33,951	65	-	122	3,803	2,597	82,696	2.40	629	72
REDFIELD PUBLIC LIBR	C B	5,134	2,722	-	20	211	2,062	49	10,198	1.15	62	-
REINBECK PUBLIC LIBR	NE C	10,856	8,855	-	224	1,643	3,343	200	25,121	2.17	352	6
REMBRANDT PUBLIC	NW A	501	2,219	-	29	-	27	-	2,776	1.19	11	-
REMSEN PUBLIC LIBRAR	NW C	10,893	14,097	-	-	1,031	5,841	-	31,862	1.78	107	-
RENWICK PUBLIC LIBRA	NC A	2,501	1,283	-	-	140	461	-	4,385	.53	180	4
RICEVILLE PUBLIC LIB	NC B	9,229	7,430	48	1,686	1,691	1,586	84	21,754	2.17	264	94
RICHLAND PUBLIC LIBR	SE B	2,868	2,020	-	523	119	254	67	5,851	.71	23	2
RINGSTED PUBLIC LIBR	NW B	3,457	2,852	-	-	90	150	18	6,567	.90	10	-
RIPPEY PUBLIC LIBRAR	C A	4,544	2,588	-	-	222	401	6	7,761	.68	10	-
ROCK RAPIDS PUBLIC L	NW D	19,624	25,863	151	418	2,014	6,314	625	55,009	2.13	283	1
ROCK VALLEY PUBLIC L	NW D	32,047	37,740	-	1,070	4,456	4,188	1,000	80,501	4.52	144	5
ROCKFORD PUBLIC LIBR	NC C	7,366	5,453	-	37	331	3,122	70	16,379	2.21	81	90
ROCKWELL CITY PUBLIC	NW C	9,550	4,029	10	153	277	2,897	150	17,066	1.23	100	10
ROCKWELL PUBLIC LIBR	NC C	6,051	6,103	13	-	577	4,127	79	16,950	1.49	91	149
ROLAND PUBLIC LIBRAR	C C	3,877	7,546	22	958	243	807	159	13,612	1.56	129	5
ROLFE PUBLIC LIBRARY	NW B	2,831	6,230	7	-	305	1,095	16	10,484	1.47	166	-

## LIBRARY CIRCULATION SUMMARY REPORT

NAME	SZ REG CD	ADULT BOOKS	JUVENILE BOOKS	FILMS	VIDEO RECORD.	AUDIO RECORD.	PERIOD.	OTHER ITEMS	TOTAL CIRCULATION	TURNOVER RATE	LOANS FROM OTHERS	LOANS TO OTHERS
ROMAN PUBLIC LIBRARY	NC A	1,363	1,552	-	3,532	597	311	13	7,368	1.37	30	11
ROYAL PUBLIC LIBRARY	NW B	4,500	2,000	-	-	-	-	-	6,500	1.46	-	-
RUDD PUBLIC LIBRARY	NC A	5,256	3,898	-	465	147	2,218	77	12,061	1.99	159	78
RUTHVEN PUBLIC LIBRA	NW B	3,854	2,987	-	-	50	232	-	7,123	.89	9	-
SABULA PUBLIC LIBRAR	EC B	5,480	7,265	15	-	71	2,027	-	14,858	1.32	108	1
SAC CITY PUBLIC LIBR	NW D	16,369	11,226	71	453	670	3,322	2	32,113	1.47	167	4
SALEM PUBLIC LIBRARY	SE A	8,080	3,983	-	-	-	723	300	13,086	1.73	-	-
SANBORN PUBLIC LIBRA	NW C	5,678	6,753	-	-	146	2,107	99	14,783	1.40	23	2
SCHALLER PUBLIC LIBR	NW B	2,008	2,434	-	-	539	652	-	5,633	.48	43	-
SCHLESWIG PUBLIC LIB	NW B	1,409	1,879	-	-	-	-	-	3,288	.32	34	-
SCOTT COUNTY LIBRARY	SE I	63,334	112,001	239	1,455	6,088	46,840	52,708	282,665	2.99	1,104	145
SCRANTON PUBLIC LIBR	C B	14,047	4,997	21	-	825	1,872	827	22,589	2.19	52	12
SEYMOUR PUBLIC LIBRA	SW C	3,300	3,308	-	-	240	272	32	7,152	.82	51	5
SHEFFIELD PUBLIC LIB	NC C	7,229	5,055	116	1,960	776	1,224	5	16,365	1.64	132	79
SHELDON PUBLIC LIBRA	NW E	30,506	43,153	219	25	3,384	12,523	1,388	91,198	2.90	404	63
SHELL ROCK PUBLIC LI	NE C	7,838	3,917	7	1,008	29	1,271	165	14,235	1.34	90	3
SHELLSBURG PUBLIC LI	EC B	5,908	3,780	-	-	65	-	-	9,753	1.08	132	-
SHENANDOAH PUBLIC LI	SW E	41,628	36,014	85	4,172	2,355	4,264	181	88,699	1.77	417	68
SIBLEY PUBLIC LIBRAR	NW D	10,640	18,224	132	-	643	3,274	21	32,934	2.74	102	-
SIDNEY PUBLIC LIBRAR	SW C	2,974	1,063	1	-	-	44	-	4,082	.91	35	-
SIGOURNEY PUBLIC LIB	SE C	17,616	9,803	-	-	280	2,123	-	29,822	2.09	82	28
SILVER CITY PUBLIC L	SW A	2,605	2,330	-	-	321	882	838	6,976	1.07	73	1
SIOUX CENTER PUBLIC	NW D	35,534	47,169	549	9,615	5,806	10,040	2,097	110,810	4.62	360	90
SIOUX CITY PUBLIC LI	NW H	419,307	165,189	2,147	3,402	-	-	-	590,045	2.04	1,626	8,978
SIOUX RAPIDS PUBLIC	NW B	6,172	4,410	-	-	77	3,012	84	13,755	.66	29	-
SLATER PUBLIC LIBRAR	C C	8,283	14,073	-	-	387	943	222	23,908	3.55	58	-
SLOAN PUBLIC LIBRARY	NW B	807	3,773	-	-	-	-	-	4,580	2.83	10	-
SOLON PUBLIC LIBRARY	EC B	3,961	5,658	10	-	19	-	-	9,648	1.06	28	19
SOMERS PUBLIC LIBRAR	NW A	1,507	3,480	128	-	64	140	-	5,319	.91	36	-
SOUTH ENGLISH PUBLIC	SE A	3,607	1,294	-	-	90	255	23	5,269	1.03	9	3
SPENCER PUBLIC LIBRA	NW F	68,388	36,751	57	250	6,868	9,929	1,711	123,954	1.60	237	131
SPILLVILLE PUBLIC LI	NE A	927	3,928	11	-	275	224	-	5,365	1.53	23	2
SPIRIT LAKE PUBLIC LI	NW D	31,269	25,169	309	-	1,952	5,862	517	65,078	2.00	317	55
SPRINGVILLE PUBLIC L	EC C	6,576	6,745	-	-	-	694	-	14,015	1.85	39	7
ST ANSGAR PUBLIC	NC C	9,502	5,898	6	1,994	343	1,162	102	19,007	1.86	112	51
STACYVILLE PUBLIC LI	NC B	3,962	5,473	10	1,825	634	454	18	12,376	2.29	189	18
STANHOPE PUBLIC LIBR	NC A	3,431	2,403	-	342	326	680	33	7,215	.81	34	22
STANTON PUBLIC LIBRA	SW B	2,731	1,873	-	-	-	731	-	5,335	.48	1	5
STANWOOD PUBLIC LIB	EC B	3,389	2,769	-	4	19	103	1	6,285	.96	29	1
STATE CENTER PUBLIC	C C	15,523	10,812	86	9,051	1,041	6,080	2,595	45,188	2.92	209	-
STEAMBOAT ROCK PUBLI	NC A	4,935	5,094	-	1,790	366	645	5	12,835	1.28	61	21
STOCKPORT PUBLIC LIB	SE A	1,345	4,460	-	-	-	-	-	5,805	.87	83	-
STORMLAKE PUBLIC LIB	NW E	49,526	34,510	307	-	3,808	8,320	2,555	99,026	2.33	603	93
STORY CITY PUBLIC LI	C D	8,904	6,670	6	-	713	827	151	17,271	.88	25	-
STRATFORD PUBLIC LIB	NC B	3,307	2,109	-	220	-	1,782	186	7,604	1.91	61	20
STRAWBERRY POINT PUB	NE C	6,792	11,794	81	-	740	2,979	169	22,555	2.03	152	2
STUART PUBLIC LIBRAR	SW C	17,472	10,413	17	1,492	36	8,742	132	38,304	2.32	43	1
SUMNER PUBLIC LIBRAR	NE C	19,885	16,858	83	1,648	1,011	5,778	3,152	48,415	1.93	116	38

## LIBRARY CIRCULATION SUMMARY REPORT

NAME	SZ REG CD	ADULT BOOKS	JUVENILE BOOKS	FILMS	VIDEO RECORD.	AUDIO RECORD.	PERIOD.	OTHER ITEMS	TOTAL CIRCULATION	TURNOVER RATE	LOANS FROM OTHERS	LOANS TO OTHERS
SUTHERLAND PUBLIC LI	NW B	2,010	2,051	-	-	111	810	21	5,003	.42	183	-
SWALEDALE PUBLIC LIB	NC A	1,850	2,752	-	650	43	1,352	14	6,661	1.85	133	17
SWEA CITY PUBLIC LIB	NC B	7,711	12,226	-	-	149	1,342	189	21,617	1.21	42	3
TABOR PUBLIC LIBRARY	SW C	2,515	1,478	46	-	-	-	2	4,041	.66	40	-
TAMA PUBLIC LIBRARY	EC D	31,948	16,640	73	-	1,025	5,472	41	55,199	3.57	162	12
TERRIL PUBLIC LIBRAR	NW A	3,968	2,169	15	72	-	602	-	6,826	.46	54	-
THOMPSON PUBLIC LIBR	NC B	2,492	2,040	-	-	250	359	5	5,146	1.31	130	22
THORNTON PUBLIC LIBR	NC A	4,960	5,976	2,832	3,189	-	567	50	17,574	2.06	275	125
TIPTON PUBLIC LIBRAR	EC D	15,243	16,992	11	-	1,317	2,380	337	36,280	1.57	99	43
TITONKA PUBLIC LIB	NC B	7,761	4,237	30	-	229	1,844	5	14,106	1.71	22	18
TOLEDO PUBLIC LIBRAR	EC C	8,442	7,255	-	-	400	2,123	650	18,870	1.26	52	1
TRAEER PUBLIC LIBRARY	EC C	8,634	7,058	1	362	802	1,832	24	18,713	1.29	90	22
TRIPOLI PUBLIC LIBRA	NE C	14,086	9,538	49	2,347	3,069	4,050	1,173	34,312	2.62	220	61
TRURO PUBLIC LIBRARY	C A	1,929	1,504	-	-	317	3,715	47	7,512	.72	27	-
UNION PUBLIC LIBRARY	NC B	9,214	8,235	84	2,738	2,137	2,649	2,974	28,031	1.47	123	110
URBANDALE PUBLIC LIB	C F	99,773	113,042	185	24,675	10,752	5,575	-	254,002	4.20	65	431
UTE PUBLIC LIBRARY	NW A	5,977	1,499	-	-	-	-	-	7,476	1.45	-	-
VAN HORNE PUBLIC LIB	EC B	3,198	1,969	2	29	106	849	34	6,187	.79	172	10
VAN METER PUBLIC LIB	C B	2,329	3,240	-	-	77	62	-	5,708	1.46	20	-
VARINA PUBLIC LIBRAR	NW A	437	438	-	-	-	7	245	1,127	1.02	16	-
VENTURA PUBLIC LIBRA	NC B	1,640	3,538	3	-	2	1,053	24	6,260	.89	68	98
VICTOR PUBLIC LIBRAR	EC C	3,541	2,701	-	-	10	1,046	-	7,298	.64	528	39
VILLISCA PUBLIC LIBR	SW C	5,627	3,764	11	-	95	538	29	10,064	.76	87	14
VINTON PUBLIC LIBRAR	EC E	27,378	22,837	196	-	3,601	9,435	3,039	66,486	2.46	220	43
VOLGA PUBLIC LIBRARY	NE A	2,369	1,560	-	-	49	955	35	4,968	.99	10	-
WADENA PUBLIC LIBRAR	NE A	2,370	3,610	4	-	15	429	130	6,558	.91	50	16
WALL LAKE PUBLIC LIB	NW B	5,226	2,879	19	773	294	622	120	9,933	1.16	32	-
WALNUT PUBLIC LIBRAR	SW B	2,889	7,864	-	-	292	385	92	11,522	1.55	162	7
WAPELLO PUBLIC LIBRA	SE C	14,108	6,022	-	-	-	341	2	20,473	.74	27	1
WASHINGTON PUBLIC LI	SE E	34,353	29,603	180	749	1,971	1,499	189	68,544	2.13	457	52
WATERLOO PUBLIC LIBR	NE H	300,081	193,848	3,466	2,084	18,943	23,131	1,374	542,927	1.63	1,330	8,204
WAUCOMA PUBLIC LIBRA	NE A	1,666	2,078	2	-	259	434	-	4,439	.75	12	9
WAUKEE PUBLIC LIBRAR	C C	3,110	8,410	-	-	-	45	65	11,630	2.02	49	-
WAUKON PUBLIC LIBRAR	NE D	17,829	22,897	104	10	2,511	4,942	112	48,405	2.53	283	3
WAVERLY PUBLIC LIBRA	NE E	45,041	54,278	195	1,286	906	20,072	5,978	127,756	2.76	452	170
WEBB PUBLIC LIBRARY	NW A	1,831	1,879	9	-	168	401	-	4,288	.56	82	-
WEBSTER CITY PUBLIC	NC E	42,768	35,543	335	6,407	2,595	4,422	2,953	95,023	2.09	569	568
WELLMAN PUBLIC LIBRA	SE C	6,352	6,189	26	-	-	-	-	12,567	1.52	355	8
WELLSBURG PUBLIC LIB	NE B	3,757	2,293	3	124	168	586	869	7,800	.77	42	18
WESLEY PUBLIC LIBRAR	NC B	2,056	2,633	3	-	61	1,054	147	5,954	.64	37	29
WEST BEND PUBLIC LIB	NC B	-	-	184	3,218	1,975	3,062	1,266	9,705	.83	133	122
WEST BRANCH PUBLIC L	EC C	15,411	9,231	83	1,084	774	692	611	27,886	.82	44	4
WEST DES MOINES PUBL	C F	61,460	21,248	1,024	7,370	10,166	7,543	78,659	187,470	2.09	94	-
WEST LIBERTY PUBLIC	SE D	10,542	11,706	45	399	45	2,301	90	25,128	.85	114	10
WEST POINT PUBLIC LI	SE C	5,826	10,409	281	226	231	2,628	149	19,750	2.06	256	22
WEST UNION PUBLIC LI	NE D	15,706	11,530	-	13	1,230	3,040	12	31,531	.86	230	30
WESTGATE PUBLIC LIBR	NE A	4,890	4,879	-	-	-	932	30	10,731	1.37	32	-
WESTSIDE PUBLIC LIBR	NW A	959	2,364	-	-	136	31	-	3,490	.95	-	-

LIBRARY CIRCULATION SUMMARY REPORT

NAME	SZ REG CD	ADULT BOOKS	JUVENILE BOOKS	FILMS	VIDEO RECORD.	AUDIO RECORD.	PERIOD.	OTHER ITEMS	TOTAL CIRCULATION	TURNOVER RATE	LOANS FROM OTHERS	LOANS TO OTHERS
WHAT CHEER PUBLIC LI	SE B	1,857	487	-	-	-	-	-	2,344	1.20	12	4
WHEATLAND PUBLIC LIB	EC B	2,894	1,999	-	-	278	101	-	5,272	1.33	155	12
WHITING PUBLIC LIBRA	NW B	8,354	6,604	-	-	62	752	135	15,907	1.58	327	258
WHITTEMORE PUBLIC LI	NC B	8,262	9,138	34	428	291	3,129	8	21,290	2.05	139	24
WILLIAMS PUBLIC LIBR	NC A	4,363	4,352	-	-	325	531	20	9,591	1.01	3	-
WILLIAMSBURG PUBLIC	EC C	13,577	11,357	93	1,806	4,026	3,142	78	34,079	1.66	81	90
WILTON PUBLIC LIBRAR	SE D	13,032	9,568	-	-	160	1,674	667	25,101	1.24	76	21
WINFIELD PUBLIC LIBR	SE C	5,281	4,294	36	46	595	3,000	9	13,261	.88	60	55
WINTERSSET PUBLIC LIB	C D	41,982	33,823	234	1,427	1,897	5,407	1,953	86,723	2.68	181	158
WINTHROP PUBLIC LIBR	NE B	4,267	4,116	-	-	110	208	18	8,719	1.09	60	3
WODEN PUBLIC LIBRARY	NC A	2,729	2,666	-	-	-	28	16	5,439	1.10	38	36
WOODBINE PUBLIC LIBR	SW C	6,794	7,126	-	-	654	3,899	60	18,533	1.20	140	3
WOODBURY COUNTY LIBR	NW I	40,850	51,698	134	-	180	1,674	-	94,536	1.68	187	35
WOODWARD PUBLIC LIBR	C C	4,303	4,113	10	-	495	606	87	9,614	.91	59	-
WYOMING PUBLIC LIBRA	EC B	2,864	6,304	20	-	19	248	17	9,472	1.14	117	-
ZEARING PUBLIC LIBRA	C B	2,120	2,520	3	2,142	184	35	7	7,011	.78	348	-

## **VI Personnel/ Education Levels/ FTE**

- \* Totals by Region**
- \* by Library**



PERSONNEL SUMMARY REPORT - REGION C TOTALS

SIZE GROUP	NO. TOT	LIB RPT	NO. LIBRN	LIBRN FTE	NO.OTHER STAFF	OTHER FTE	FTE BEYOND MASTER	FTE MASTERS LIB SCI	FTE OTHER MSTS.	FTE BA	FTE SOME COLL.	FTE H.S. GRAD.	FTE H.S.	NO. VOL	ANN VOL HRS.	
A- 0-	499	114	6	7	1.90	1	.20	-----	-----	-----	.70	1.07	.33	14	421	
B- 500-	999	140	16	23	8.20	5	.73	-----	.08	.38	1.75	1.50	5.30	.02	104	4,553
C- 1,000-	2,499	144	16	27	12.27	8	2.77	-----	-----	1.00	2.30	6.06	5.43	.25	216	13,815
D- 2,500-	4,999	52	6	14	9.46	13	7.55	-----	1.90	.87	-----	1.37	8.85	4.01	49	3,241
E- 5,000-	9,999	36	4	12	7.05	14	3.65	-----	2.90	-----	3.80	1.83	1.40	.77	55	727
F- 10,000-	24,999	12	6	22	15.95	58	28.75	-----	5.07	2.18	13.38	7.46	11.63	4.00	33	3,202
G- 25,000-	49,999	9	2	19	17.50	46	29.75	.50	7.00	2.00	15.50	5.00	14.25	3.00	114	3,356
H- OVER 50,000	8	1	39	36.25	73	54.00	.04	32.75	5.00	11.25	9.00	24.50	3.75	292	7,686	
I- COUNTY LIB	4	1	1	1.00	13	4.43	-----	-----	-----	.01	.50	1.93	1.00	-----	-----	
REGION C TOTAL	519	58	164	109.58	231	131.83	.54	49.70	11.43	47.99	33.42	74.36	17.13	877	37,001	

PERSONNEL SUMMARY REPORT - REGION EC TOTALS

SIZE GROUP	NO. TOT	LIB RPT	NO. LIBRN	LIBRN FTE	NO.OTHER STAFF	OTHER FTE	FTE BEYOND MASTER	FTE MASTERS LIB SCI	FTE OTHER MSTS.	FTE BA	FTE SOME COLL.	FTE H.S. GRAD.	FTE H.S.	NO. VOL	ANN VOL HRS.	
A- 0-	499	114	7	8	1.86	4	.40	-----	-----	-----	.41	1.05	.80	-----	35	740
B- 500-	999	140	22	30	9.77	9	.58	-----	-----	-----	2.13	2.32	5.79	.10	226	2,261
C- 1,000-	2,499	144	17	33	12.67	9	1.63	-----	-----	.20	5.34	3.07	5.47	1.22	135	5,717
D- 2,500-	4,999	52	8	22	10.02	7	2.88	-----	.50	-----	4.26	4.16	4.31	.37	52	622
E- 5,000-	9,999	36	4	18	13.51	11	4.50	-----	3.20	-----	6.30	6.45	1.53	.53	105	1,325
F- 10,000-	24,999	12	1	4	4.00	8	4.55	-----	2.00	-----	.25	3.25	2.00	1.05	7	200
G- 25,000-	49,999	9	1	4	4.00	22	17.00	1.00	3.00	-----	3.50	1.00	9.00	3.50	22	286
H- OVER 50,000	8	2	25	23.75	57	67.00	1.00	24.75	3.00	35.50	13.50	6.00	7.00	209	8,793	
I- COUNTY LIB	4	0	-----	-----	-----	-----	-----	-----	-----	-----	-----	-----	-----	-----	-----	
REGION EC TOTAL	519	62	144	79.58	127	98.54	2.00	33.45	3.20	57.69	34.80	34.90	13.77	791	19,944	

PERSONNEL SUMMARY REPORT - REGION NC TOTALS

SIZE GROUP	NO. TOT	LIB RPT	NO. LIBRN	LIBRN FTE	NO. OTHER STAFF	OTHER FTE	FTE BEYOND MASTER	FTE MASTERS LIB SCI	FTE OTHER MSTS.	FTE BA	FTE SOME COLL.	FTE H.S. GRAD.	FTE H.S.	NO. VOL	ANN VOL HRS.	
A- 0-	499	114	30	40	12.45	13	1.69	-----	-----	.40	-----	5.04	9.41	.37	127	8,676
B- 500-	999	140	21	27	11.41	15	2.86	-----	-----	-----	2.20	4.91	7.83	.05	30	303
C- 1,000-	2,499	144	15	18	9.64	13	1.85	-----	-----	-----	2.20	6.23	3.06	-----	8	540
D- 2,500-	4,999	52	9	23	15.81	19	7.62	-----	2.50	-----	8.48	5.77	5.89	.79	8	1,810
E- 5,000-	9,999	36	5	16	12.57	26	17.99	-----	6.77	-----	6.32	8.87	6.37	2.22	36	396
F- 10,000-	24,999	12	0	-----	-----	-----	-----	-----	-----	-----	-----	-----	-----	-----	-----	-----
G- 25,000-	49,999	9	2	8	8.00	19	16.43	-----	5.00	-----	7.60	6.83	4.00	1.00	11	2,100
H- OVER 50,000	8	0	-----	-----	-----	-----	-----	-----	-----	-----	-----	-----	-----	-----	-----	-----
I- COUNTY LIB	4	0	-----	-----	-----	-----	-----	-----	-----	-----	-----	-----	-----	-----	-----	-----
REGION NC TOTAL	519	82	132	69.88	105	48.44	-----	14.27	.40	26.80	37.65	36.56	4.43	220	13,825	

PERSONNEL SUMMARY REPORT - REGION NE TOTALS

SIZE GROUP	NO. TOT	LIB RPT	NO. LIBRN	LIBRN FTE	NO. OTHER STAFF	OTHER FTE	FTE BEYOND MASTER	FTE MASTERS LIB SCI	FTE OTHER MSTS.	FTE BA	FTE SOME COLL.	FTE H.S. GRAD.	FTE H.S.	NO. VOL	ANN VOL HRS.	
A- 0-	499	114	15	14	3.33	35	.42	-----	-----	-----	.85	1.28	1.78	.13	83	3,675
B- 500-	999	140	24	36	13.23	8	1.73	-----	.80	1.07	1.87	5.39	4.29	.55	80	2,122
C- 1,000-	2,499	144	24	41	19.21	25	5.02	-----	.60	.07	3.28	5.63	14.49	.16	59	2,955
D- 2,500-	4,999	52	8	12	7.61	19	8.65	-----	1.60	-----	2.75	6.50	5.93	.47	28	360
E- 5,000-	9,999	36	3	10	7.40	13	5.20	1.00	-----	.32	1.46	3.72	4.20	1.90	20	200
F- 10,000-	24,999	12	0	-----	-----	-----	-----	-----	-----	-----	-----	-----	-----	-----	-----	-----
G- 25,000-	49,999	9	1	15	14.50	1	1.00	-----	4.00	-----	6.00	3.50	2.00	-----	12	1,388
H- OVER 50,000	8	2	16	15.25	43	34.57	-----	11.25	1.00	6.90	8.50	18.28	3.39	265	5,294	
I- COUNTY LIB	4	0	-----	-----	-----	-----	-----	-----	-----	-----	-----	-----	-----	-----	-----	-----
REGION NE TOTAL	519	77	144	80.53	144	56.59	1.00	18.25	2.46	23.11	34.52	50.97	6.60	547	15,994	

PERSONNEL SUMMARY REPORT - REGION NW TOTALS

SIZE GROUP	NO. TOT	LIB RPT	NO. LIBRN	LIBRN FTE	NO. OTHER STAFF	OTHER FTE	FTE BEYOND MASTER	FTE MASTERS LIB SCI	FTE OTHER MSTS.	FTE BA	FTE SOME COLL.	FTE H.S. GRAD.	FTE H.S.	NO. VOL	ANN VOL HRS.	
A- 0-	499	114	25	26	8.13	10	2.82	-----	-----	-----	1.57	4.23	5.13	.02	61	1,388
B- 500-	999	140	29	85	11.59	14	2.50	-----	.44	-----	5.32	3.33	4.64	.63	94	1,377
C- 1,000-	2,499	144	27	43	19.14	26	7.14	.50	-----	-----	8.96	6.86	9.24	.72	120	3,762
D- 2,500-	4,999	52	9	28	17.38	20	8.02	-----	.20	1.15	11.41	7.57	4.67	.30	129	1,761
E- 5,000-	9,999	36	8	22	18.23	39	15.99	-----	2.50	-----	9.69	6.89	13.08	2.88	26	2,091
F- 10,000-	24,999	12	1	3	2.84	7	4.58	-----	1.00	-----	2.63	3.03	.38	.38	5	600
G- 25,000-	49,999	9	0	-----	-----	-----	-----	-----	-----	-----	-----	-----	-----	-----	-----	-----
H- OVER	50,000	8	1	18	16.00	31	19.96	-----	7.00	-----	10.50	7.00	9.81	1.65	32	483
I- COUNTY LIB	4	1	2	2	2.00	4	1.62	-----	-----	-----	-----	1.12	2.50	-----	1	52
REGION NW TOTAL	519	101	227	95.31	151	62.63	.50	11.14	1.15	50.08	40.03	49.45	6.58	468	11,514	

PERSONNEL SUMMARY REPORT - REGION SE TOTALS

SIZE GROUP	NO. TOT	LIB RPT	NO. LIBRN	LIBRN FTE	NO. OTHER STAFF	OTHER FTE	FTE BEYOND MASTER	FTE MASTERS LIB SCI	FTE OTHER MSTS.	FTE BA	FTE SOME COLL.	FTE H.S. GRAD.	FTE H.S.	NO. VOL	ANN VOL HRS.	
A- 0-	499	114	10	9	4.81	1	.09	-----	-----	-----	1.11	3.12	1.00	21	1,084	
B- 500-	999	140	11	12	4.53	1	.20	-----	-----	.11	2.55	11.50	-----	56	8,015	
C- 1,000-	2,499	144	15	24	8.45	16	1.90	-----	.26	3.68	6.21	17.17	2.25	45	10,652	
D- 2,500-	4,999	52	4	4	3.62	10	4.45	-----	1.00	.25	.31	2.09	5.44	7	58	
E- 5,000-	9,999	36	4	8	7.60	23	12.45	1.00	3.00	.60	2.00	6.93	5.50	1.15	8	2,420
F- 10,000-	24,999	12	4	20	18.00	31	24.34	-----	8.50	1.44	12.94	7.88	12.63	2.78	77	15,453
G- 25,000-	49,999	9	3	21	19.10	36	26.90	1.00	10.60	1.00	7.50	7.50	9.75	2.12	31	2,409
H- OVER	50,000	8	1	12	12.00	39	31.50	3.00	9.00	-----	9.00	8.00	9.00	5.50	71	5,878
I- COUNTY LIB	4	1	3	3	3.00	20	12.00	-----	2.00	-----	1.00	3.00	9.00	-----	5	2,000
REGION SE TOTAL	519	53	113	81.11	177	113.83	5.00	34.10	3.55	36.54	45.27	83.11	14.80	321	47,969	

PERSONNEL SUMMARY REPORT - REGION SW TOTALS

SIZE GROUP	NO. TOT	LIB RPT	NO. LIBRN	LIBRN FTE	NO. OTHER STAFF	OTHER BEYOND FTE	FTE MASTER	FTE MASTERS LIB SCI	FTE OTHER MST.	FTE BA	FTE SOME COLL.	FTE H.S. GRAD.	FTE H.S.	NO. VOL	ANN VOL HRS.
A- 0-	499	114	13	16	4.63	3	.45	.70		.15	1.20	2.78	.25	1,139	4,570
B- 500-	999	140	12	23	7.12	3	.25			.30	2.45	4.56	.07	105	411
C- 1,000-	2,499	144	24	36	18.86	18	3.75			1.90	7.94	12.10	.40	134	2,387
D- 2,500-	4,999	52	6	18	8.66	4	1.52	.80		2.27	.50	6.27	.34	18	1,323
E- 5,000-	9,999	36	7	25	19.67	18	7.87	2.00	.90	4.66	6.36	9.98	1.93	171	4,301
F- 10,000-	24,999	12	0												
G- 25,000-	49,999	9	0												
H- OVER	50,000	8	1	7	7.00	13	13.80	5.00		3.00	3.30	8.00	1.50	64	574
I- COUNTY LIB	4	0													
REGION SW TOTAL	519	63	125	65.94	59	27.64		8.50	.90	12.28	21.75	43.69	4.49	1,631	13,566

PERSONNEL REPORT OF STAFFING

NAME	REGION	SIZE CODE	NO. LIBRN	LIBRN FTE	NO. OTHER STAFF	OTHER FTE	FTE BEYOND MASTER	FTE MASTERS LIB SCI	FTE OTHER MSTs.	FTE BA	FTE SOME COLL.	FTE H.S. GRAD.	FTE H.S.	NO. VOL	ANN VOL HRS.
ACKLEY PUBLIC LIBRAR	NC	C	1	.63	2	.39	-	-	-	-	.83	.19	-	-	-
ADAIR PUBLIC LIBRARY	SW	B	2	.30	-	-	-	-	-	-	-	.30	-	-	-
ADEL PUBLIC LIBRARY	C	D	2	1.63	2	.26	-	-	.87	-	-	.75	.26	4	250
AGENCY PUBLIC LIBRAR	SE	B	1	.15	-	-	-	-	-	.01	-	-	-	4	468
AKRON PUBLIC LIBRARY	NW	C	2	.90	1	.10	-	-	-	1.00	-	-	-	-	-
ALBERT CITY PUBLIC L	NW	B	1	.37	-	-	-	-	-	-	-	.37	-	-	-
ALBERTON PUBLIC LIBR	SW	B	1	.50	-	-	-	-	-	-	-	.50	-	1	1
ALBIA PUBLIC LIBRARY	SE	D	1	1.00	2	1.00	-	-	-	-	1.00	2.00	-	6	40
ALBION PUBLIC LIBRAR	C	B	1	.53	-	-	-	-	-	-	-	.53	-	1	40
ALDEN PUBLIC LIBRARY	NC	B	1	.58	1	.23	-	-	-	-	-	.81	-	-	-
ALEXANDER PUBLIC LIB	NC	A	1	.58	1	.10	-	-	-	-	.58	.10	-	3	250
ALGONA PUBLIC LIBRAR	NC	E	3	3.00	4	2.90	-	1.00	-	-	2.00	1.65	1.25	4	135
ALLISON PUBLIC LIBRA	NE	C	1	.33	2	.33	-	-	-	-	.33	.33	-	-	-
ALTA PUBLIC LIBRARY	NW	C	1	.50	1	.10	-	-	-	-	.50	.10	-	-	-
ALTA VISTA PUBLIC LI	NE	A	2	1.00	-	-	-	-	-	.50	.50	-	-	-	-
ALTON PUBLIC LIBRARY	NW	B	1	.53	3	.68	-	-	-	.53	.44	.24	-	-	-
ALTOONA PUBLIC LIBRA	C	E	4	1.90	-	-	-	-	-	1.44	.46	-	-	2	200
AMES PUBLIC LIBRARY	C	G	13	12.50	35	17.75	.50	7.00	1.00	12.00	3.00	3.75	3.00	113	3248
ANAMOSA PUBLIC LIBRA	EC	D	2	1.09	-	-	-	-	-	-	1.09	-	-	36	100
ANITA PUBLIC LIBRARY	SW	C	1	.71	-	-	-	-	-	-	-	.71	-	20	30
ANKENY PUBLIC LIBRAR	C	F	1	1.00	11	5.50	-	-	.80	4.67	.30	-	.77	2	300
ANTHON PUBLIC LIBRAR	NW	B	48	.48	-	-	-	-	-	-	.48	-	-	5	-
APLINGTON PUBLIC LIB	NE	C	2	.55	1	.08	-	-	-	.55	.08	-	-	3	435
ARCHER PUBLIC LIBRAR	NW	A	1	.16	-	-	-	-	-	-	-	.16	-	10	156
ARLINGTON PUBLIC LIB	NE	A	1	.03	1	.03	-	-	-	-	-	.03	.03	-	-
ARMSTRONG PUBLIC LIB	NC	C	2	.40	-	-	-	-	-	.25	.15	-	-	-	-
ARNOLDS PARK PUBLIC	NW	C	1	.50	2	.12	.50	-	-	-	-	.12	-	-	-
ARTHUR PUBLIC LIBRAR	NW	A	1	.15	-	-	-	-	-	-	-	.15	-	-	-
ASHTON PUBLIC LIBRAR	NW	A	1	.26	2	.13	-	-	-	-	.23	.16	-	15	200
ATKINS PUBLIC LIBRAR	EC	B	1	.40	-	-	-	-	-	.40	-	-	-	-	-
ATLANTIC PUBLIC LIBR	SW	E	1	1.00	2	2.00	-	-	-	1.00	-	2.00	-	5	15
AUBURN PUBLIC LIBRAR	NW	A	-	-	1	1.00	-	-	-	-	1.00	-	-	-	-
AUDUBON PUBLIC LIBRA	SW	D	3	1.55	1	.55	-	-	-	1.15	-	.95	-	-	-
AURELIA PUBLIC LIBRA	NW	C	1	.32	-	-	-	-	-	-	.32	-	-	2	100
AVOCA PUBLIC LIBRARY	SW	C	2	1.07	-	-	-	-	-	-	-	1.07	-	1	50
BAGLEY PUBLIC LIBRAR	SW	A	2	.50	-	-	-	-	-	-	.25	.25	-	2	750
BANCROFT PUBLIC LIBR	NC	C	1	.65	1	.15	-	-	-	-	.65	.15	-	1	240
BATAVIA PUBLIC LIBRA	SE	B	1	.10	-	-	-	-	-	.10	-	-	-	2	60
BAYARD PUBLIC LIBRAR	SW	B	2	1.08	-	-	-	-	-	-	-	1.08	-	-	-
BEAMAN PUBLIC LIBRAR	NE	A	1	.25	1	.10	-	-	-	-	.35	-	-	26	212
BEDFORD PUBLIC LIBRA	SW	C	1	.61	1	.05	-	-	-	-	-	.66	-	20	150
BELLE PLAINE PUBLIC	EC	D	4	1.49	-	-	-	-	-	.94	-	.55	-	1	20
BELLEVUE PUBLIC LIBR	EC	C	4	2.00	-	-	-	-	-	1.17	-	.83	-	33	952
BELMOND PUBLIC LIBRA	NC	D	2	1.42	2	.50	-	-	-	-	1.67	.25	-	1	180
BENNETT PUBLIC LIBRA	EC	A	1	.25	-	-	-	-	-	-	-	.25	-	4	150
BETTENDORF PUBLIC LI	SE	G	9	7.10	15	12.90	-	4.60	-	3.50	5.50	1.75	1.12	26	2309
BIRMINGHAM PUBLIC LI	SE	A	-	-	-	-	-	-	-	-	-	-	-	8	8
BLAIRSTOWN PUBLIC LI	EC	B	1	.50	-	-	-	-	-	-	.50	-	-	20	52

PERSONNEL REPORT OF STAFFING

NAME	REGION	SIZE CODE	NO. LIBRN	LIBRN FTE	NO.OTHER STAFF	OTHER FTE	FTE BEYOND MASTER	FTE MASTERS LIB SCI	FTE OTHER MSTS.	FTE BA	FTE SOME COLL.	FTE H.S. GRAD.	FTE H.S.	NO. VOL	ANN VOL HRS.
BLAKESBURG PUBLIC LI	SE	A	1	.20	-	-	-	-	-	-	.01	-	-	-	-
BLOOMFIELD PUBLIC LI	SE	D	1	1.00	3	1.80	-	1.00	.25	-	.78	.78	-	-	-
BODE PUBLIC LIBRARY	NC	A	1	.30	-	-	-	-	-	-	-	.03	-	5	50
BONAPARTE PUBLIC LIB	SE	A	1	.03	-	-	-	-	-	-	-	.01	-	-	-
BONDURANT COMMUNITY	C	C	1	.53	1	.03	-	-	-	-	.53	.03	-	-	-
BOONE PUBLIC LIBRARY	C	F	7	3.69	5	2.78	-	.02	-	1.21	.35	2.56	.35	15	300
BOYDEN PUBLIC LIBRAR	NW	B	2	1.00	-	-	-	-	-	.50	-	.50	-	4	30
BRITT PUBLIC LIBRARY	NC	C	1	.60	-	-	-	-	-	-	.60	-	-	-	-
BROOKLYN PUBLIC LIBR	EC	C	2	.57	-	-	-	-	-	-	-	.57	-	-	-
BUFFALO CENTER PUBLI	NC	C	1	.50	1	.15	-	-	-	.50	.15	-	-	-	-
BURLINGTON PUBLIC LI	SE	G	9	9.00	8	5.00	-	4.00	-	4.00	1.00	-	-	5	100
BURT PUBLIC LIBRARY	NC	B	1	.35	1	.14	-	-	-	-	.35	.14	-	-	-
BUSSEY PUBLIC LIBRAR	C	B	1	.57	-	-	-	-	-	-	-	.57	-	9	100
CALAMUS PUBLIC LIBRA	EC	A	1	.05	-	-	-	-	-	-	-	.05	-	-	-
CALLENDER PUBLIC LIB	NC	A	1	.50	-	-	-	-	-	-	.50	-	.02	30	5727
CALMAR PUBLIC LIBRAR	NE	C	1	.35	-	-	-	-	-	-	-	.35	-	-	-
CAMANCHE PUBLIC	EC	D	3	2.07	2	1.05	-	-	-	-	.70	3.12	-	-	-
CANTRIL PUBLIC LIBRA	SE	A	-	-	1	.09	-	-	-	-	-	.09	-	1	50
CARLISLE PUBLIC LIBR	C	D	1	1.00	2	1.12	-	1.00	-	-	.62	.50	-	11	1300
CARROLL PUBLIC LIBRA	NW	E	6	3.50	3	1.00	-	1.00	-	.50	.50	2.50	-	-	-
CARTER LAKE PUBLIC L	SW	D	1	.75	1	.75	-	-	-	-	-	1.50	-	16	1155
CASCADE PUBLIC LIBRA	NE	C	1	.70	1	.45	-	-	-	-	-	1.15	-	-	-
CASEY PUBLIC LIBRARY	SW	A	2	.30	-	-	-	-	-	.15	.15	-	-	37	27
CEDAR FALLS PUBLIC L	NE	G	15	14.50	1	1.00	-	4.00	-	6.00	3.50	2.00	-	12	1388
CEDAR RAPIDS PUBLIC	EC	H	15	15.00	57	40.25	-	15.00	-	20.00	10.00	3.25	7.00	60	3600
CENTER POINT PUBLIC	EC	C	2	.50	-	-	-	-	-	-	.33	.17	-	11	196
CENTERVILLE PUBLIC L	SE	E	3	3.00	1	.30	1.00	-	-	-	3.30	-	-	2	1416
CENTRAL CITY PUBLIC	EC	C	1	.30	-	-	-	-	-	-	.30	-	-	4	1252
CHARITON PUBLIC LIBR	SW	D	7	3.43	-	-	-	-	-	.37	-	2.72	.34	2	168
CHARLES CITY PUBLIC	NC	E	1	1.00	6	3.85	-	1.00	-	1.75	-	1.50	.60	-	-
CHARTER OAK PUBLIC L	NW	B	2	.17	-	-	-	-	-	-	.10	-	.07	-	-
CHELSEA PUBLIC LIBRA	EC	A	1	.38	-	-	-	-	-	-	.38	-	-	-	-
CHEROKEE PUBLIC LIBR	NW	E	4	3.48	-	-	-	-	-	.87	.87	1.74	-	-	-
CHURDAN PUBLIC LIBRA	C	B	2	.56	1	-	-	-	-	-	-	.56	-	6	36
CLARE PUBLIC LIBRARY	NC	A	3	.33	-	-	-	-	-	-	.33	-	-	-	-
CLARENCE PUBLIC LIBR	EC	C	2	.50	-	-	-	-	-	-	-	.50	-	-	-
CLARINDA PUBLIC LIBR	SW	E	1	.81	4	2.18	-	-	.50	1.68	-	.81	-	1	40
CLARION PUBLIC LIBRA	NC	D	4	1.50	-	.80	-	-	-	1.50	.80	-	-	1	20
CLARKSVILLE PUBLIC L	NE	C	1	.43	1	.13	-	-	-	-	-	.56	-	8	325
CLEAR LAKE PUBLIC LI	NC	E	9	5.57	1	.14	-	1.50	-	1.25	.87	1.72	.37	21	-
CLEARFIELD PUBLIC LI	SW	A	1	.25	-	-	-	-	-	-	-	.25	-	9	45
CLEGHORN PUBLIC LIBR	NW	A	-	-	1	.35	-	-	-	-	-	.35	-	4	219
CLERMONT PUBLIC LIBR	NE	B	2	.47	-	-	-	-	-	-	-	.47	-	-	-
CLINTON PUBLIC LIBRA	EC	G	4	4.00	22	17.00	1.00	3.00	-	3.50	1.00	9.00	3.50	22	286
COGGON PUBLIC LIBRAR	EC	B	1	.40	-	-	-	-	-	-	.40	-	-	1	30
COLESBURG PUBLIC LIB	NE	A	-	-	-	-	-	-	-	-	-	-	-	15	624
COLLINS PUBLIC LIBRA	C	A	1	.37	-	-	-	-	-	-	-	.37	-	5	-
COLO PUBLIC LIBRARY	C	B	1	.42	-	-	-	-	-	-	.42	-	-	2	42

PERSONNEL REPORT OF STAFFING

NAME	REGION	SIZE CODE	NO. LIBRN	LIBRN FTE	NO. OTHER STAFF	OTHER FTE	FTE BEYOND MASTER	FTE MASTERS LIB SCI	FTE OTHER MSTs.	FTE BA	FTE SOME COLL.	FTE H.S. GRAD.	FTE H.S.	NO. VOL	ANN VOL HRS.
COLUMBUS JUNCTION PU	SE	C	1	.50	2	.60	-	-	-	.50	-	.60	-	3	8700
CONRAD PUBLIC LIBRAR	NE	C	3	1.50	3	.16	-	.60	-	-	.90	-	.16	15	980
COON RAPIDS PUBLIC	NW	C	3	1.02	-	-	-	-	-	-	.70	.32	-	-	-
CORALVILLE PUBLIC LI	EC	E	4	4.00	3	2.10	-	-	-	2.00	4.10	-	-	15	427
CORNING PUBLIC LIBRA	SW	C	2	1.65	-	-	-	-	-	-	1.65	-	-	1	1144
CORRECTIONVILLE PUBL	NW	B	1	.25	1	.02	-	-	-	-	-	.27	-	1	3
CORWITH PUBLIC LIBRA	NC	A	1	.25	1	.25	-	-	-	-	-	.50	-	-	-
CORYDON PUBLIC LIBRA	SW	C	2	.67	1	.30	-	-	-	-	.67	-	.30	2	32
COULTER PUBLIC LIBRA	NC	A	1	.33	1	.12	-	-	-	-	.55	-	-	2	27
COUNCIL BLUFFS PUBLI	SW	H	7	7.00	13	13.80	-	5.00	-	3.00	3.30	8.00	1.50	64	574
CRESCO PUBLIC LIBRAR	NE	D	1	.60	4	2.50	-	.60	-	.50	1.80	.20	-	-	-
CRESTON PUBLIC LIBRA	SW	E	3	2.58	-	-	-	1.00	-	-	1.58	-	-	8	150
CUMBERLAND PUBLIC LI	SW	A	1	.25	1	-	-	-	-	-	-	.25	-	6	50
DALLAS CENTER PUBLIC	C	C	3	1.10	-	-	-	-	-	-	.10	1.00	-	-	3156
DAVENPORT PUBLIC LIB	SE	H	12	12.00	39	31.50	3.00	9.00	-	9.00	8.00	9.00	5.50	71	5878
DAYTON PUBLIC LIBRAR	NC	B	1	.30	-	-	-	-	-	-	-	.30	-	-	-
DE SOTO PUBLIC LIBRA	C	C	2	.40	-	-	-	-	-	-	.40	-	-	45	736
DECORAH PUBLIC LIBRA	NW	E	1	1.70	6	1.90	-	-	-	-	.90	2.60	.10	-	-
DELHI PUBLIC LIBRARY	NE	B	1	.25	-	-	-	-	-	-	-	.25	-	-	-
DENISON PUBLIC LIBRA	NW	E	3	2.25	5	1.69	-	-	-	1.90	.75	.99	.30	-	-
DENVER PUBLIC LIBRAR	NE	C	3	1.60	-	-	-	-	-	-	.50	1.10	-	5	208
DES MOINES PUBLIC LI	C	H	39	36.25	73	54.00	.04	32.75	5.00	11.25	9.00	24.50	3.75	292	7686
DEWITT PUBLIC LIBRAR	EC	D	3	1.05	1	.37	-	-	-	.78	.27	-	.37	6	50
DEXTER PUBLIC LIBRAR	C	B	2	.43	-	-	-	-	.08	.35	-	-	-	-	-
DIKE PUBLIC LIBRARY	NE	B	1	.38	-	-	-	-	-	-	.38	-	-	-	-
DONNELSON PUBLIC LI	SE	B	2	1.08	-	-	-	-	-	-	-	2.00	-	1	5000
DOON PUBLIC LIBRARY	NW	B	1	-	-	-	-	-	-	-	-	.27	-	-	-
DOWS PUBLIC LIBRARY	NC	B	2	1.14	1	.23	-	-	-	-	1.14	.23	-	5	159
DUBUQUE PUBLIC LIBRA	NE	H	7	6.50	19	15.40	-	3.50	-	3.50	3.00	9.00	2.40	125	2161
DUMONT PUBLIC LIBRAR	NE	B	1	.37	1	.20	-	-	-	-	-	.57	-	-	-
DUNCOMBE PUBLIC LIBR	NC	B	1	.42	1	.05	-	-	-	-	.42	.05	-	1	50
DUNKERTON PUBLIC LIB	NE	B	2	.55	-	-	-	-	.27	.28	-	-	-	30	220
DUNLAP PUBLIC LIBRAR	SW	C	1	.40	1	.10	-	-	-	-	.40	.10	-	-	-
DYERSVILLE PUBLIC LI	NE	D	3	1.80	1	.60	-	-	-	-	.60	1.80	-	-	-
DYSART PUBLIC LIBRAR	EC	C	2	.56	-	-	-	-	-	-	.20	.36	-	-	-
EAGLE GROVE PUBLIC L	NC	D	1	.75	4	2.30	-	.75	-	-	1.60	.70	-	-	-
EARLHAM PUBLIC LIBRA	C	C	2	.85	-	-	-	-	-	-	.85	-	-	-	6750
EARLVILLE PUBLIC LIB	NE	B	1	.40	-	-	-	-	-	.40	-	-	-	-	-
EARLY PUBLIC LIBRARY	NW	B	1	.44	1	.18	-	.44	-	-	.18	-	-	-	-
EDDYVILLE PUBLIC LIB	SE	C	2	.45	1	.55	-	-	.25	-	.20	.55	-	-	-
EDGEWOOD PUBLIC LIBR	NE	B	1	.35	-	-	-	-	-	-	.35	-	-	-	-
ELDON PUBLIC LIBRARY	SE	C	2	.70	-	-	-	-	-	-	-	.02	-	8	256
ELDORA PUBLIC LIBRAR	NC	D	1	1.00	3	.80	-	-	-	1.40	-	.40	-	4	1040
ELGIN PUBLIC LIBRARY	NE	B	1	1.00	1	.07	-	-	-	-	1.07	-	-	-	-
ELK HORN PUBLIC LIBR	SW	B	2	.55	-	-	-	-	-	-	-	.55	-	5	50
ELKADER PUBLIC LIBRA	NE	C	2	.77	-	-	-	-	-	.57	-	.20	-	-	-
ELLIOTT PUBLIC LIBRA	SW	A	1	.50	1	.20	-	-	-	-	.50	.20	-	4	120
ELLSWORTH PUBLIC LIB	NC	A	1	.40	-	-	-	-	-	-	-	.40	-	5	30

PERSONNEL REPORT OF STAFFING

NAME	REGION	SIZE CODE	NO. LIBRN	LIBRN FTE	NO.OTHER STAFF	OTHER FTE	FTE BEYOND MASTER	FTE MASTERS LIB SCI	FTE OTHER MSTS.	FTE BA	FTE SOME COLL.	FTE H.S. GRAD.	FTE H.S.	NO. VOL	ANN VOL HRS.
ELMA PUBLIC LIBRARY	NE	B	2	1.00	-	-	-	-	-	.30	-	.70	-	-	-
ELY PUBLIC LIBRARY	EC	A	1	.15	1	.12	-	-	-	.15	.12	-	-	30	550
EMERSON PUBLIC LIBRA	SW	B	4	.98	-	-	-	-	-	-	.26	.65	.07	-	-
EMMETSBURG PUBLIC LI	NW	D	2	.50	5	2.30	-	.20	-	.30	1.70	.30	.30	6	250
ESSEX PUBLIC LIBRARY	SW	C	1	.25	1	.25	-	-	-	.25	.25	-	-	-	-
ESTHERVILLE PUBLIC L	NW	E	2	1.80	5	3.35	-	-	-	.90	.90	3.35	-	2	1400
EVANSDALE PUBLIC LIB	NE	D	1	.80	-	-	-	-	-	-	-	.80	-	5	60
EVERLY PUBLIC LIBRAR	NW	A	1	.25	1	.05	-	-	-	-	.25	.05	-	-	-
EXIRA PUBLIC LIBRARY	SW	B	2	.94	1	.19	-	-	-	-	1.13	-	-	12	125
FAIRBANK PUBLIC LIBR	NE	B	2	.38	-	-	-	-	-	.19	.19	-	-	15	175
FAIRFAX PUBLIC LIBRA	EC	B	1	.25	1	.10	-	-	-	.35	-	-	-	21	100
FAIRFIELD PUBLIC LIB	SE	E	2	2.00	8	5.00	-	2.00	-	-	2.50	2.50	-	1	1000
FARMERSBURG PUBLIC L	NE	A	1	.19	-	-	-	-	-	-	-	.19	-	4	75
FARMINGTON PUBLIC LI	SE	B	1	.65	-	-	-	-	-	-	.65	-	-	8	457
FAYETTE PUBLIC LIBRA	NE	C	2	1.00	-	-	-	-	-	.50	.50	-	-	-	-
FENTON PUBLIC LIBRAR	NC	A	1	.31	-	-	-	-	-	-	.31	-	-	-	-
FERTILE PUBLIC LIBRA	NC	A	1	.30	-	-	-	-	-	-	-	.30	-	-	-
FONDA PUBLIC LIBRARY	NW	B	1	.78	1	.74	-	-	-	1.52	-	-	-	5	25
FONTANELLE PUBLIC LI	SW	B	3	.40	-	-	-	-	-	.05	-	.35	-	6	6
FOREST CITY PUBLIC L	NC	D	1	.63	2	1.03	-	-	-	-	-	1.66	-	-	-
FORT ATKINSON PUBLIC	NE	A	-	.01	30	-	-	-	-	-	.30	-	-	-	-
FORT DODGE PUBLIC LI	NC	G	4	4.00	10	7.83	-	3.00	-	1.00	3.83	3.00	1.00	-	-
FORT MADISON PUBLIC	SE	F	5	4.69	3	2.50	-	2.00	-	4.00	1.00	1.00	-	20	8153
FREDERICKSBURG PUBLI	NE	C	2	.50	-	-	-	-	-	-	.12	.38	-	-	-
GALVA PUBLIC LIBRARY	NW	A	1	.37	-	-	-	-	-	-	-	.37	-	-	-
GARDEN GROVE PUBLIC	SW	A	1	.26	-	-	-	-	-	-	-	.26	-	-	-
GARNAVILLO PUBLIC LI	NE	B	1	.50	2	.73	-	-	.50	-	.50	.23	-	2	10
GARNER PUBLIC LIBRAR	NC	D	1	1.00	4	.90	-	1.00	-	-	.40	.50	-	1	50
GARRISON PUBLIC LIBR	EC	A	2	.72	-	-	-	-	-	-	.32	.40	-	-	-
GARWIN PUBLIC LIBRAR	EC	B	1	.53	-	-	-	-	-	-	-	.53	-	8	75
GEORGE PUBLIC LIBRAR	NW	C	1	.45	-	-	-	-	-	-	-	.45	-	-	-
GILMAN PUBLIC	C	B	1	.50	-	-	-	-	-	-	-	.50	-	15	383
GILMORE CITY PUBLIC	NW	B	1	.37	1	.02	-	-	-	-	.39	-	-	3	30
GLADBROOK PUBLIC LIB	EC	B	2	.61	1	.01	-	-	-	.11	.50	-	-	-	-
GLENWOOD PUBLIC LIBR	SW	E	11	6.73	-	-	-	-	-	.88	-	5.25	.60	127	1337
GOWRIE PUBLIC LIBRAR	NC	C	1	.50	-	-	-	-	-	-	-	.50	-	-	-
GRAETTINGER PUBLIC L	NW	B	3	.73	-	-	-	-	-	-	.73	-	-	2	178
GRAFTON PUBLIC LIBRA	NC	A	1	.35	-	-	-	-	-	-	-	.35	-	6	300
GRAND JUNCTION PUBLI	C	B	2	.50	-	-	-	-	.30	-	.20	-	.02	25	2757
GREENE PUBLIC LIBRAR	NE	C	2	1.50	2	.62	-	-	-	-	1.50	.62	-	-	-
GREENFIELD PUBLIC LI	SW	C	-	2.00	-	.60	-	-	-	-	2.00	.60	-	12	6
GRIMES PUBLIC LIBRAR	C	C	2	.42	-	-	-	-	-	-	.42	-	-	1	650
GRINNELL PUBLIC LIBR	EC	E	8	5.18	4	.84	-	2.20	-	2.35	.42	.63	.42	59	598
GRISHOLD PUBLIC LIBR	SW	C	1	.75	-	-	-	-	-	-	-	.75	-	2	24
GRUNDY CENTER PUBLIC	NE	D	1	.01	3	1.40	-	-	-	-	1.15	1.25	-	-	-
GUTHRIE CENTER PUBLI	SW	C	3	1.45	2	.06	-	-	-	-	-	1.51	-	18	18
GUTTENBERG PUBLIC LI	NE	C	2	.67	-	-	-	-	-	-	.35	.32	-	-	-
HAMBURG PUBLIC LIBRA	SW	C	1	.50	-	-	-	-	-	-	-	.50	-	-	-



PERSONNEL REPORT OF STAFFING

NAME	REGION	SIZE CODE	NO. LIBRN	LIBRN FTE	NO.OTHER STAFF	OTHER FTE	FTE BEYOND MASTER	FTE MASTERS LIB SCI	FTE OTHER MST.	FTE BA	FTE SOME COLL.	FTE H.S. GRAD.	FTE H.S.	NO. VOL	ANN VOL HRS.
HAMPTON PUBLIC LIBRA	NC	D	4	4.00	1	.50	-	-	-	2.00	1.00	1.50	-	-	-
HANLONTOWN PUBLIC LI	NC	A	1	.25	2	.25	-	-	-	-	-	.50	-	3	20
HARCOURT PUBLIC LIBR	NC	A	1	.30	-	-	-	-	-	-	-	.30	-	1	6
HARLAN PUBLIC LIBRAR	SW	E	2	1.89	3	1.88	-	-	-	.50	2.68	.59	-	-	-
HAVELOCK PUBLIC LIBR	NW	A	1	.13	-	-	-	-	-	-	-	.13	-	-	-
HAWARDEN PUBLIC LIBR	NW	D	2	1.75	3	1.07	-	-	-	1.02	1.00	.70	-	-	-
HAWKEYE PUBLIC LIBRA	NE	B	1	1.00	-	-	-	-	-	-	.01	-	-	-	-
HEDRICK LIBRARY	SE	B	1	.32	-	-	-	-	-	-	.32	-	-	8	75
HIAWATHA PUBLIC LIBR	EC	D	2	1.00	2	.77	-	.50	-	.97	-	.30	-	1	370
HILLSBORO PUBLIC LIB	SE	A	2	2.00	-	-	-	-	-	-	.10	1.00	-	-	-
HOLSTEIN PUBLIC LIBR	NW	C	1	.75	1	.26	-	-	-	1.01	-	-	-	15	250
HOPKINTON PUBLIC LIB	NE	B	1	.25	-	-	-	-	-	-	.25	-	-	16	120
HUBBARD PUBLIC LIBRA	NC	B	1	.58	-	-	-	-	-	-	.58	-	-	-	-
HUDSON PUBLIC LIBRAR	NE	C	1	.75	3	.19	-	-	.07	-	.75	.12	-	-	-
HULL PUBLIC LIBRARY	NW	C	1	.50	1	.30	-	-	-	.50	-	.30	-	3	15
HUMBOLDT PUBLIC LIBR	NC	D	4	3.25	1	.25	-	-	-	3.25	-	-	.25	-	-
HUMESTON PUBLIC LIBR	SW	B	2	.81	-	-	-	-	-	-	.81	-	-	4	48
HUXLEY PUBLIC LIBRAR	C	C	1	.53	-	-	-	-	-	-	-	.53	-	3	72
IDA GROVE PUBLIC LIB	NW	C	3	1.45	-	-	-	-	-	1.00	-	.45	-	-	-
INDEPENDENCE PUBLIC	NE	E	1	1.00	2	1.50	-	-	-	-	2.50	-	-	-	-
INDIANOLA PUBLIC LIB	C	F	1	.01	8	4.22	-	-	-	2.50	.37	2.35	-	5	260
INWOOD PUBLIC LIBRAR	NW	B	2	.22	-	-	-	-	-	-	.11	.11	-	-	-
IONIA PUBLIC LIBRARY	NE	A	1	.35	1	.10	-	-	-	.35	-	.10	-	4	30
IOWA CITY PUBLIC LIB	EC	H	10	8.75	-	26.75	1.00	9.75	3.00	15.50	3.50	2.75	-	149	5193
IOWA FALLS PUBLIC LI	NC	E	1	1.00	5	3.50	-	1.27	-	1.50	1.72	-	-	-	-
JAMAICA PUBLIC LIBRA	SW	A	1	.30	-	-	-	-	-	-	-	.30	-	5	675
JANESVILLE PUBLIC LI	NE	B	2	.80	-	-	-	-	-	-	.45	.35	-	1	100
JASPER COUNTY LIBRAR	C	I	1	1.00	13	4.43	-	-	-	.01	.50	1.93	1.00	-	-
JEFFERSON PUBLIC LIB	C	D	3	2.50	5	4.25	-	.90	-	-	-	2.60	3.25	16	800
JEWELL PUBLIC LIBRAR	NC	C	2	.70	-	-	-	-	-	.40	-	.30	-	6	144
JOICE PUBLIC LIBRARY	NC	A	1	.38	1	.07	-	-	-	-	-	.45	-	-	-
KALONA PUBLIC LIBRAR	SE	C	2	.73	-	-	-	-	-	-	-	2.00	-	-	-
KANAWHA PUBLIC LIBRA	NC	B	2	.40	-	-	-	-	-	-	.20	.20	-	5	6
KENSETT PUBLIC LIBRA	NC	A	1	.30	-	-	-	-	-	-	.30	-	-	15	200
KEOKUK PUBLIC LIBRAR	SE	F	4	3.81	6	6.34	-	1.00	.94	.94	1.88	1.88	1.03	-	-
KEOSAUQUA PUBLIC LIB	SE	C	2	.65	-	-	-	-	-	-	-	.65	-	4	500
KEOTA PUBLIC LIBRARY	SE	C	2	.75	-	-	-	-	-	.50	-	.25	-	15	40
KEYSTONE PUBLIC LIBR	EC	B	1	.75	1	.15	-	-	-	-	-	.90	-	28	350
KINGSLEY PUBLIC LIBR	NW	C	2	.60	2	.35	-	-	-	-	.10	.85	-	7	50
KLEMME PUBLIC LIBRAR	NC	B	2	.45	-	-	-	-	-	-	-	.45	-	-	-
KNOXVILLE PUBLIC LIB	C	E	2	1.90	2	.70	-	1.90	-	-	.50	-	.20	-	-
LAKE CITY PUBLIC LIB	NW	C	1	.63	1	.63	-	-	-	.63	-	.63	-	-	-
LAKE MILLS PUBLIC LI	NC	C	1	.70	-	-	-	-	-	-	.70	-	-	-	-
LAKE PARK PUBLIC LIB	NW	C	2	.75	-	-	-	-	-	.25	-	.50	-	-	-
LAKE VIEW PUBLIC LIB	NW	C	1	.55	1	.15	-	-	-	-	-	.70	-	20	-
LAKOTA PUBLIC LIBRAR	NC	A	1	.25	1	.11	-	-	-	-	-	.36	-	10	485
LAMONI PUBLIC LIBRAR	SW	D	2	1.43	2	.22	-	.80	-	.75	-	.10	-	-	-
LAMONT PUBLIC LIBRAR	NE	B	1	.40	-	-	-	-	-	-	.40	-	-	3	50

PERSONNEL REPORT OF STAFFING

NAME	REGION	SIZE CODE	NO. LIBRN	LIBRN FTE	NO.OTHER STAFF	OTHER FTE	FTE BEYOND MASTER	FTE MASTERS LIB SCI	FTE OTHER MSTS.	FTE BA	FTE SOME COLL.	FTE H.S. GRAD.	FTE H.S.	NO. VOL	ANN VOL HRS.
LANSING PUBLIC LIBRA	NE	C	1	.45	-	-	-	-	-	-	-	.45	-	-	-
LAPORTE CITY PUBLIC	NE	C	1	.50	2	.68	-	-	-	-	-	1.18	-	-	-
LARCHWOOD PUBLIC LIB	NW	B	1	.37	1	.12	-	-	-	-	.37	-	.12	-	-
LAURENS PUBLIC LIBRA	NW	C	1	1.00	4	1.25	-	-	-	1.55	.50	-	.20	30	150
LAWLER PUBLIC LIBRAR	NE	B	1	.18	1	.06	-	-	-	-	.06	.18	-	-	-
LE MARS PUBLIC LIBRA	NW	E	1	1.00	5	3.15	-	1.00	-	2.15	.01	1.00	-	20	241
LEDYARD PUBLIC LIBRA	NC	A	1	.27	2	.15	-	-	-	-	-	.42	-	-	-
LEGRAND PUBLIC LIBRA	C	B	2	.80	-	-	-	-	-	.60	-	.20	-	7	320
LEHIGH PUBLIC LIBRAR	NC	B	1	.50	-	-	-	-	-	-	.50	-	-	-	-
LENOX PUBLIC LIBRARY	SW	C	2	.60	1	.13	-	-	-	.60	-	.13	-	7	208
LEON PUBLIC LIBRARY	SW	C	2	.73	1	.30	-	-	-	-	.76	-	-	2	60
LETT'S PUBLIC LIBRARY	SE	A	1	.30	-	-	-	-	-	-	-	1.00	-	8	1012
LEWIS PUBLIC LIBRARY	SW	A	1	.25	-	-	-	-	-	-	-	.25	-	***	2714
LIME SPRINGS PUBLIC	NE	A	2	.26	-	-	-	-	-	-	.13	.13	-	-	-
LINDEN PUBLIC LIBRAR	C	A	1	.13	-	-	-	-	-	-	-	-	.13	-	-
LINN GROVE PUB LIB	NW	A	1	.70	1	.80	-	-	-	.70	-	.80	-	3	120
LISBON PUBLIC LIBRAR	EC	C	2	.45	-	-	-	-	-	.45	-	-	-	17	365
LITTLE ROCK PUBLIC L	NW	A	1	.30	-	-	-	-	-	-	-	.30	-	-	-
LITTLEPORT PUBLIC LI	NE	A	1	.15	-	-	-	-	-	-	-	.15	-	2	200
LIVERMORE PUBLIC LIB	NC	A	2	.60	-	-	-	-	-	-	-	.60	-	6	37
LOGAN PUBLIC LIBRARY	SW	C	3	1.10	-	-	-	-	-	.85	.25	-	-	-	-
LOHRVILLE PUBLIC LIB	NW	B	1	.42	1	.22	-	-	-	.42	-	.22	-	6	35
LOST NATION PUBLIC L	EC	B	1	.15	-	-	-	-	-	.15	-	-	-	6	144
LOWDEN PUBLIC LIBRAR	EC	B	1	.35	3	.10	-	-	-	-	-	.35	.10	8	16
LU VERNE PUBLIC LIBR	NC	A	3	.50	-	-	-	-	.40	-	.05	.05	-	-	-
LYTTON PUBLIC LIBRAR	NW	A	1	.34	-	-	-	-	-	-	-	.34	-	10	260
MADRID PUBLIC LIBRAR	C	C	2	1.26	-	-	-	-	-	.53	.73	-	-	3	40
MALLARD PUBLIC LIBRA	NW	A	1	.50	1	.01	-	-	-	-	.50	.01	-	3	18
MALVERN PUBLIC LIBRA	SW	C	1	.56	1	.03	-	-	-	-	.56	.03	-	-	23
MANCHESTER PUBLIC LI	NE	D	1	1.00	4	1.60	-	-	-	1.00	1.60	-	-	3	150
MANILLA PUBLIC LIBRA	NW	C	1	.20	-	-	-	-	-	-	.20	-	-	-	-
MANLY PUBLIC LIBRARY	NC	C	1	.79	2	.28	-	-	-	.79	.28	-	-	-	-
MANNING PUBLIC LIBRA	NW	C	2	.40	-	-	-	-	-	.40	-	-	-	-	-
MANSON PUBLIC LIBRAR	NW	C	2	1.12	1	.15	-	-	-	.67	.60	-	-	-	-
MAPLETON PUBLIC LIBR	NW	C	1	1.00	2	1.14	-	-	-	1.00	-	1.14	-	-	-
MAQUOKETA PUBLIC LIB	EC	E	3	2.73	2	1.01	-	1.00	-	.95	.78	.90	.11	-	-
MARATHON PUBLIC LIBR	NW	A	1	.23	-	-	-	-	-	-	.23	-	-	-	-
MARBLE ROCK PUBLIC L	NC	A	2	1.25	-	-	-	-	-	-	-	1.25	-	-	-
MARCUS PUBLIC LIBRAR	NW	C	1	.65	2	.37	-	-	-	-	.12	.90	-	-	3000
MARENGO PUBLIC LIBRA	EC	C	4	1.80	-	-	-	.20	1.38	-	.22	-	-	-	-
MARION PUBLIC LIBRAR	EC	F	4	4.00	8	4.55	-	2.00	-	.25	3.25	2.00	1.05	7	200
MARSHALLTOWN PUBLIC	C	G	6	5.00	11	12.00	-	-	1.00	3.50	2.00	10.50	-	1	108
MARTELLE PUBLIC LIBR	EC	A	1	.26	1	.23	-	-	-	.26	.23	-	-	-	-
MASON CITY PUBLIC LI	NC	G	4	4.00	9	8.60	-	2.00	-	6.60	3.00	1.00	-	11	2100
MASSENA PUBLIC LIBRA	SW	B	1	.30	2	.06	-	-	-	-	-	.37	-	-	-
MAXWELL PUBLIC LIBRA	C	B	1	.35	-	-	-	-	-	-	-	.35	-	-	-
MAYNARD PUBLIC LIBRA	NE	B	1	.50	-	-	-	-	-	-	.50	-	-	-	-
MCGREGOR PUBLIC LIBR	NE	B	3	1.15	1	.07	-	-	-	-	.97	.25	-	-	-

PERSONNEL REPORT OF STAFFING

NAME	REGION	SIZE CODE	NO. LIBRN	LIBRN FTE	NO.OTHER STAFF	OTHER FTE	FTE BEYOND MASTER	FTE MASTERS LIB SCI	FTE OTHER MSTs.	FTE BA	FTE SOME COLL.	FTE H.S. GRAD.	FTE H.S.	NO. VOL	ANN VOL HRS.
MECHANICSVILLE PUBLI	EC	C	2	.65	-	-	-	-	-	-	-	.65	-	-	-
MEDIAPOLIS PUBLIC LI	SE	C	2	.74	-	-	-	-	-	-	-	.74	-	-	-
MELBOURNE PUBLIC LIB	C	B	1	.33	1	.18	-	-	-	-	-	.51	-	-	-
MELVIN PUBLIC LIBRAR	NW	A	1	.26	-	-	-	-	-	-	-	.26	-	-	-
MENLO PUBLIC LIBRARY	SW	A	1	.30	-	-	-	-	-	-	.30	-	-	-	-
MERRILL PUBLIC LIBRA	NW	B	2	.43	-	-	-	-	-	-	-	.43	-	-	-
MESERVEY PUBLIC LIBR	NC	A	1	.25	2	.27	-	-	-	-	-	.52	-	-	-
MILFORD PUBLIC LIBRA	NW	C	2	.77	-	-	-	-	-	-	-	.77	-	-	-
MILO PUBLIC LIBRARY	C	B	1	.37	1	.45	-	-	-	.37	-	.45	-	30	800
MILTON PUBLIC LIBRAR	SE	B	-	-	-	-	-	-	-	-	-	6.00	-	6	468
MINBURN PUBLIC LIBRA	C	A	1	-	-	-	-	-	-	-	-	-	-	2	364
MISSOURI VALLEY PUBL	SW	D	2	-	-	-	-	-	-	-	-	-	-	-	-
MITCHELLVILLE PUBLIC	C	C	1	.75	1	.12	-	-	-	.12	.75	-	-	9	70
MODALE PUBLIC LIBRAR	SW	A	1	.25	1	.25	-	-	-	-	-	.25	.25	-	-
MONDAMIN PUBLIC LIBR	SW	A	1	.50	-	-	-	-	-	-	-	.50	-	-	-
MONONA PUBLIC LIBRAR	NE	C	2	.67	-	-	-	-	-	-	.25	.42	-	-	-
MONTEZUMA PUBLIC LIB	EC	C	1	.81	-	-	-	-	-	.81	-	-	-	-	-
MONTICELLO PUBLIC LI	EC	D	4	1.55	-	-	-	-	-	1.22	.33	-	-	-	-
MONTROSE PUBLIC LIBR	SE	C	2	-	5	-	-	-	-	1.00	2.00	2.00	2.00	1	-
MORAVIA PUBLIC LIBRA	SE	B	1	.50	-	-	-	-	-	-	.50	-	-	4	268
MORLEY PUBLIC LIBRAR	EC	A	1	.05	2	.05	-	-	-	-	-	.10	-	1	40
MORNING SUN PUBLIC L	SE	B	1	.60	1	.20	-	-	-	-	-	2.00	-	8	215
MOULTON PUBLIC LIBRA	SE	B	2	.58	-	-	-	-	-	-	.58	-	-	-	-
MOUNT AYR PUBLIC LIB	SW	C	3	1.50	-	-	-	-	-	-	-	1.50	-	10	142
MT PLEASANT PUBLIC L	SE	E	2	1.60	6	4.15	-	1.00	.60	.50	.38	3.00	.40	5	4
MURRAY PUBLIC LIBRAR	SW	B	1	.38	-	-	-	-	-	-	-	.38	-	1	1
MUSCATINE PUBLIC LIB	SE	F	4	4.00	19	14.00	-	3.00	-	6.00	4.00	9.00	1.00	50	5600
NASHUA PUBLIC LIBRAR	NE	C	1	1.00	3	.75	-	-	-	-	-	1.75	-	-	-
NEVADA PUBLIC LIBRAR	C	E	3	.75	7	1.02	-	-	-	.75	-	.65	.37	53	527
NEW ALBIN PUBLIC LIB	NE	B	1	.30	-	-	-	-	-	.30	-	-	-	-	-
NEW HAMPTON PUBLIC L	NE	D	3	1.90	1	.25	-	-	-	.75	.60	.80	-	12	60
NEW HARTFORD PUBLIC	NE	B	1	.55	1	.55	-	-	-	.55	-	-	.55	1	1056
NEW LONDON PUBLIC LI	SE	C	2	1.10	2	.25	-	-	-	1.10	-	-	.25	-	-
NEW SHARON PUBLIC LI	SE	C	1	1.00	-	-	-	-	-	-	3.00	7.00	-	2	700
NEW VIRGINIA PUBLIC	C	B	1	.38	1	.08	-	-	-	-	.38	.08	-	1	75
NEWELL PUBLIC LIBRAR	NW	B	2	.50	-	-	-	-	-	.25	-	.25	-	10	50
NEWHALL PUBLIC LIB	EC	B	1	.38	-	-	-	-	-	-	-	.38	-	1	100
NEWTON PUBLIC LIBRAR	C	F	3	3.00	7	3.68	-	3.15	-	-	-	2.40	1.13	-	-
NORA SPRINGS PUBLIC	NC	C	1	.60	-	-	-	-	-	-	.60	-	-	1	156
NORTH ENGLISH PUBLIC	EC	B	2	.70	-	-	-	-	-	.60	.10	-	-	15	125
NORTHWOOD PUBLIC LIB	NC	C	1	1.02	2	.30	-	-	-	-	1.02	.30	-	-	-
NORWALK PUBLIC LIBRA	C	D	2	1.08	2	.82	-	-	-	-	-	1.40	.50	-	-
NORWAY PUBLIC LIBRAR	EC	B	1	.63	-	-	-	-	-	-	-	.63	-	-	-
OAKLAND PUBLIC LIBRA	SW	C	1	.50	3	.50	-	-	-	-	.50	.40	.10	-	-
OCHEYEDAN PUBLIC LIB	NW	B	1	.35	1	.10	-	-	-	.45	-	-	-	2	364
ODEBOLT PUBLIC LIBRA	NW	C	1	.50	1	.20	-	-	-	.20	-	.50	-	10	12
OELWEIN PUBLIC LIBRA	NE	E	6	3.40	3	.90	-	-	-	-	.22	3.18	.90	-	-
OGDEN PUBLIC LIBRARY	C	C	1	.43	2	.77	-	-	-	-	.78	.42	-	-	-

PERSONNEL REPORT OF STAFFING

NAME	REGION	SIZE CODE	NO. LIBRN	LIBRN FTE	NO.OTHER STAFF	OTHER FTE	FTE BEYOND MASTER	FTE MASTERS LIB SCI	FTE OTHER MSTS.	FTE BA	FTE SOME COLL.	FTE H.S. GRAD.	FTE H.S.	NO. VOL	ANN VOL HRS.
OLIN PUBLIC LIBRARY	EC	B	2	.30	-	-	-	-	-	-	-	.30	-	25	10
ONAMA PUBLIC LIBRARY	NW	D	2	2.00	4	1.52	-	-	-	2.15	.50	.87	-	2	50
OSAGE PUBLIC LIBRARY	NC	D	5	2.26	2	.54	-	.75	-	.33	.30	.88	.54	1	520
OSCEOLA PUBLIC LIBRA	SW	D	3	1.50	-	-	-	-	-	-	.50	1.00	-	-	-
OSKALOOSA PUBLIC	SE	F	7	5.50	3	1.50	-	2.50	.50	2.00	1.00	.75	.75	7	1700
OSSIAN PUBLIC LIBRAR	NE	B	1	.40	-	-	-	-	-	-	-	.40	-	4	336
OTTUMWA PUBLIC LIBRA	SE	G	3	3.00	13	9.00	1.00	2.00	1.00	-	1.00	8.00	1.00	-	-
OXFORD JUNCTION PUBL	EC	B	1	.20	-	-	-	-	-	-	-	.20	-	-	-
OXFORD PUBLIC LIBRAR	EC	B	1	.28	1	.22	-	-	-	-	-	.50	-	15	598
PACKWOOD PUBLIC LIBR	SE	A	1	1.00	-	-	-	-	-	-	-	-	1.00	-	-
PALMER PUBLIC LIBRAR	NW	A	1	.92	1	.13	-	-	-	-	-	1.05	-	10	45
PANORA PUBLIC LIBRAR	SW	C	2	.71	-	-	-	-	-	.20	-	.51	-	32	160
PARKERSBURG PUBLIC L	NE	C	2	.55	-	-	-	-	-	-	-	.55	-	-	-
PATON PUBLIC LIBRARY	C	A	1	.28	-	-	-	-	-	-	-	.28	-	7	57
PAULLINA PUBLIC LIBR	NW	C	2	.36	2	.30	-	-	-	-	.45	.21	-	-	-
PERRY PUBLIC LIBRARY	C	E	3	2.50	5	1.93	-	1.00	-	1.61	.87	.75	.20	-	-
PETERSON PUBLIC LIBR	NW	A	1	.47	1	.30	-	-	-	.47	.30	-	-	-	-
PLAINFIELD PUBLIC LI	NE	A	1	.48	1	.09	-	-	-	-	-	.57	-	-	-
PLEASANTVILLE PUBLIC	C	C	1	1.10	-	-	-	-	1.00	-	-	-	.10	12	62
PLOVER PUBLIC LIBRAR	NW	A	1	.15	-	-	-	-	-	-	-	.15	-	-	-
POCAHONTAS PUBLIC LI	NW	C	1	.75	3	1.05	-	-	-	.75	.80	-	.25	3	105
POLK CITY PUBLIC LIB	C	C	2	.65	-	-	-	-	-	.65	-	-	-	2	506
POMEROY PUBLIC LIBRA	NW	B	1	.60	-	-	-	-	-	-	-	.60	-	-	-
POSTVILLE PUBLIC LIB	NE	C	3	1.06	-	-	-	-	-	-	-	1.06	-	-	-
PRESCOTT PUBLIC LIBR	SW	A	1	.70	-	-	-	.70	-	-	-	-	-	2	35
PRESTON PUBLIC LIBRA	EC	C	3	.51	3	.36	-	-	-	.01	.36	.28	.22	18	212
PRIMGHAR PUBLIC LIBR	NW	C	1	.50	-	-	-	-	-	-	-	.50	-	-	-
QUIMBY PUBLIC LIBRAR	NW	A	1	.25	-	-	-	-	-	-	-	.25	-	-	-
RADCLIFFE PUBLIC LIB	NC	B	1	.70	-	-	-	-	-	-	-	.70	-	1	35
RAKE PUBLIC LIBRARY	NC	A	3	.65	-	-	-	-	-	-	.15	.50	-	-	-
READLYN PUBLIC LIBRA	NE	B	3	.75	1	.05	-	-	-	-	-	.80	-	5	36
RED OAK PUBLIC LIBRA	SW	E	4	3.66	4	.01	-	-	-	.20	.10	1.33	.33	10	2259
REDFIELD PUBLIC LIBR	C	B	2	.85	-	-	-	.08	-	-	-	.85	-	-	-
REINBECK PUBLIC LIBR	NE	C	1	.75	2	.55	-	-	-	.75	.35	.20	-	2	797
REMBRANDT PUBLIC	NW	A	1	.25	1	.05	-	-	-	.05	.25	-	-	1	340
REMSEN PUBLIC LIBRAR	NW	C	5	1.32	-	-	-	-	-	-	.92	.40	-	-	-
RENWICK PUBLIC LIBRA	NC	A	1	.53	-	-	-	-	-	-	.53	-	-	10	25
RICEVILLE PUBLIC LIB	NC	B	1	.55	1	.20	-	-	-	.55	.20	-	-	-	-
RICHLAND PUBLIC LIBR	SE	B	1	.50	-	-	-	-	-	-	.50	.50	-	13	624
RINGSTED PUBLIC LIBR	NW	B	1	.55	-	-	-	-	-	-	-	.55	-	-	-
RIPPEY PUBLIC LIBRAR	C	A	2	.42	-	-	-	-	-	-	-	.42	-	-	-
ROCK RAPIDS PUBLIC L	NW	D	4	1.90	-	-	-	-	.15	1.34	.41	-	-	14	527
ROCK VALLEY PUBLIC L	NW	D	1	1.00	3	1.30	-	-	-	.60	.31	1.39	-	-	-
ROCKFORD PUBLIC LIBR	NC	C	1	.50	1	.10	-	-	-	-	.50	.10	-	-	-
ROCKWELL CITY PUBLIC	NW	C	1	.75	1	.67	-	-	-	-	.75	.40	.27	30	80
ROCKWELL PUBLIC LIBR	NC	C	2	.65	-	-	-	-	-	.26	-	.39	-	-	-
ROLAND PUBLIC LIBRAR	C	C	2	1.13	-	-	-	-	-	.38	.75	-	-	75	1463
ROLFE PUBLIC LIBRARY	NW	B	2	.35	2	.15	-	-	-	.40	-	.10	-	-	-

PERSONNEL REPORT OF STAFFING

NAME	REGION	SIZE CODE	NO. LIBRN	LIBRN FTE	NO. OTHER STAFF	OTHER FTE	FTE BEYOND MASTER	FTE MASTERS LIB SCI	FTE OTHER MSTTS.	FTE BA	FTE SOME COLL.	FTE H.S. GRAD.	FTE H.S.	NO. VOL	ANN VOL HRS.
ROWAN PUBLIC LIBRARY	NC	A	1	.34	-	-	-	-	-	-	.34	-	-	2	12
ROYAL PUBLIC LIBRARY	NW	B	-	-	-	-	-	-	-	-	-	-	-	10	260
RUDD PUBLIC LIBRARY	NC	A	1	.50	-	-	-	-	-	-	-	1.50	-	1	750
RUTHVEN PUBLIC LIBRA	NW	B	2	.42	-	-	-	-	-	.22	.20	-	-	-	-
SABULA PUBLIC LIBRAR	EC	B	3	.98	-	-	-	-	-	-	-	.98	-	21	81
SAC CITY PUBLIC LIBR	NW	D	3	2.00	-	-	-	-	-	1.00	1.00	-	-	30	600
SALEM PUBLIC LIBRARY	SE	A	1	1.00	-	-	-	-	-	-	1.00	1.00	-	2	-
SANBORN PUBLIC LIBRA	NW	C	2	.90	-	-	-	-	-	-	.90	-	-	-	-
SCHALLER PUBLIC LIBR	NW	B	1	.45	-	-	-	-	-	.45	-	-	-	-	-
SCHLESWIG PUBLIC LIB	NW	B	1	.20	1	.17	-	-	-	-	-	.20	.17	-	-
SCOTT COUNTY LIBRARY	SE	I	3	3.00	20	12.00	-	2.00	-	1.00	3.00	9.00	-	5	2000
SCRANTON PUBLIC LIBR	C	B	3	.70	-	-	-	-	-	-	.50	.20	-	-	-
SEYMOUR PUBLIC LIBRA	SW	C	2	.80	-	-	-	-	-	-	.25	.55	-	2	290
SHEFFIELD PUBLIC LIB	NC	C	1	.65	2	.28	-	-	-	-	-	.93	-	-	-
SHELDON PUBLIC LIBRA	NW	E	1	1.00	9	3.20	-	-	-	-	2.66	.90	1.45	-	-
SHELL ROCK PUBLIC LI	NE	C	1	.50	2	.10	-	-	-	-	-	.60	-	-	-
SHELLSBURG PUBLIC LI	EC	B	2	.39	-	-	-	-	-	-	.37	.02	-	-	-
SHENANDOAH PUBLIC LI	SW	E	3	3.00	5	1.80	-	1.00	.40	.40	2.00	-	1.00	20	500
SIBLEY PUBLIC LIBRAR	NW	D	2	1.00	3	1.25	-	-	-	1.00	.55	.70	-	-	-
SIDNEY PUBLIC LIBRAR	SW	C	1	.25	-	-	-	-	-	-	-	.25	-	-	-
SIGOURNEY PUBLIC LIB	SE	C	1	-	3	-	-	-	.01	.02	.01	.01	-	-	-
SILVER CITY PUBLIC L	SW	A	2	.27	-	-	-	-	-	-	-	.27	-	18	154
SIOUX CENTER PUBLIC	NW	D	10	5.60	-	-	-	-	1.00	3.00	1.60	-	-	-	-
SIOUX CITY PUBLIC LI	NW	H	18	16.00	31	19.96	-	7.00	-	10.50	7.00	9.81	1.65	32	483
SIOUX RAPIDS PUBLIC	NW	B	1	.35	-	-	-	-	-	-	-	.35	-	3	35
SLATER PUBLIC LIBRAR	C	C	1	.75	2	.15	-	-	-	-	-	.75	.15	1	50
SLOAN PUBLIC LIBRARY	NW	B	1	.15	-	-	-	-	-	.15	-	-	-	5	-
SOLOM PUBLIC LIBRARY	EC	B	1	.43	-	-	-	-	-	-	-	.43	-	-	-
SOMERS PUBLIC LIBRAR	NW	A	1	1.30	-	-	-	-	-	-	1.30	-	-	-	-
SOUTH ENGLISH PUBLIC	SE	A	1	.25	-	-	-	-	-	-	-	.01	-	2	14
SPENCER PUBLIC LIBRA	NW	F	3	2.84	7	4.58	-	1.00	-	2.63	3.03	.38	.38	5	600
SPELLVILLE PUBLIC LI	NE	A	1	.21	1	.10	-	-	-	-	-	.21	.10	3	156
SPIRIT LAKE PUBLIC L	NW	D	2	1.63	2	.58	-	-	-	1.00	.50	.71	-	77	334
SPRINGVILLE PUBLIC L	EC	C	1	.25	-	-	-	-	-	-	-	.25	-	10	1900
ST ANSGAR PUBLIC	NC	C	1	.75	2	.20	-	-	-	-	.75	.20	-	-	-
STACYVILLE PUBLIC LI	NC	B	1	.49	1	.09	-	-	-	-	.09	.49	-	-	-
STANHOPE PUBLIC LIBR	NC	A	1	.35	-	-	-	-	-	-	-	.35	-	3	100
STANTON PUBLIC LIBRA	SW	B	1	.38	-	-	-	-	-	-	-	.38	-	2	32
STANWOOD PUBLIC LIB	EC	B	1	.30	-	-	-	-	-	-	.30	-	-	12	12
STATE CENTER PUBLIC	C	C	3	1.50	-	-	-	-	-	.50	.75	.25	-	-	-
STEAMBOAT ROCK PUBLI	NC	A	1	.70	-	-	-	-	-	-	.70	-	-	4	101
STOCKPORT PUBLIC LIB	SE	A	1	.03	-	-	-	-	-	-	-	.01	-	-	-
STORMLAKE PUBLIC LIB	NW	E	4	3.50	6	1.70	-	.50	-	3.37	.30	-	1.03	4	450
STORY CITY PUBLIC LI	C	D	3	1.00	-	-	-	-	-	-	-	1.00	-	18	891
STRATFORD PUBLIC LIB	NC	B	2	.37	-	-	-	-	-	-	-	.37	-	10	10
STRAWBERRY POINT PUB	NE	C	3	1.00	-	-	-	-	-	.50	-	.50	-	1	80
STUART PUBLIC LIBRAR	SW	C	1	.60	3	.55	-	-	-	-	-	1.15	-	1	10
SUMNER PUBLIC LIBRAR	NE	C	2	1.08	2	.73	-	-	-	.41	-	1.40	-	15	30

PERSONNEL REPORT OF STAFFING

NAME	REGION	SIZE CODE	NO. LIBRN	LIBRN FTE	NO. OTHER STAFF	OTHER FTE	FTE BEYOND MASTER	FTE MASTERS LIB SCI	FTE OTHER MSTS.	FTE BA	FTE SOME COLL.	FTE H.S. GRAD.	FTE H.S.	NO. VOL	ANN VOL HRS.
SUTHERLAND PUBLIC LI	NW	B	2	.35	-	-	-	-	-	-	-	.35	-	-	-
SWALEDALE PUBLIC LIB	NC	A	2	.34	1	.02	-	-	-	-	-	.59	-	-	-
SWEA CITY PUBLIC LIB	NC	B	1	.37	2	.30	-	-	-	-	-	.67	-	-	-
TABOR PUBLIC LIBRARY	SW	C	1	.30	1	.10	-	-	-	-	-	.40	-	-	-
TAMA PUBLIC LIBRARY	EC	D	3	1.19	-	-	-	-	-	-	1.19	-	-	8	82
TERRIL PUBLIC LIBRAR	NW	A	2	.50	-	-	-	-	-	.25	-	.25	-	-	-
THOMPSON PUBLIC LIBR	NC	B	1	.45	-	-	-	-	-	-	-	.45	-	-	-
THORNTON PUBLIC LIBR	NC	A	1	.35	1	.35	-	-	-	-	.70	-	-	20	400
TIPTON PUBLIC LIBRAR	EC	D	1	.58	2	.69	-	-	-	.35	.58	.34	-	-	-
TITONKA PUBLIC LIB	NC	B	2	.55	1	.05	-	-	-	-	.55	-	.05	1	3
TOLEDO PUBLIC LIBRAR	EC	C	2	1.00	1	.25	-	-	-	.25	.38	.62	-	14	56
TRAEER PUBLIC LIBRARY	EC	C	1	.55	2	.30	-	-	-	-	.30	.55	-	-	-
TRIPOLI PUBLIC LIBRA	NE	C	1	1.00	1	.25	-	-	-	-	-	1.25	-	10	100
TRURO PUBLIC LIBRARY	C	A	1	.70	1	.20	-	-	-	-	.70	-	.20	-	-
UNION PUBLIC LIBRARY	NC	B	2	1.10	-	-	-	-	-	1.00	-	.10	-	5	25
URBANDALE PUBLIC LIB	C	F	6	5.25	12	4.65	-	.50	1.38	2.50	3.82	1.00	.70	11	2342
UTE PUBLIC LIBRARY	NW	A	1	.05	-	-	-	-	-	-	-	.05	-	4	20
VAN HORNE PUBLIC LIB	EC	B	1	.57	2	-	-	-	-	-	-	.57	-	9	18
VAN METER PUBLIC LIB	C	B	1	.50	-	-	-	-	-	-	-	.50	-	-	-
VARINA PUBLIC LIBRAR	NW	A	2	.17	-	-	-	-	-	-	.17	-	-	-	-
VENTURA PUBLIC LIBRA	NC	B	1	.50	1	.52	-	-	-	-	.50	.52	-	-	-
VICTOR PUBLIC LIBRAR	EC	C	1	.45	1	.17	-	-	-	-	.45	.17	1.00	3	-
VILLISCA PUBLIC LIBR	SW	C	1	.65	1	.28	-	-	-	-	.65	.28	-	-	-
VINTON PUBLIC LIBRARY	EC	E	3	1.60	2	.55	-	-	-	1.00	1.15	-	-	31	300
VOLGA PUBLIC LIBRARY	NE	A	2	.22	-	-	-	-	-	-	-	.22	-	6	8
WADENA PUBLIC LIBRAR	NE	A	-	-	-	-	-	-	-	-	-	-	-	3	540
WALL LAKE PUBLIC LIB	NW	B	1	.43	1	.10	-	-	-	.43	-	.10	-	-	-
WALNUT PUBLIC LIBRAR	SW	B	2	.50	-	-	-	-	-	.25	.25	-	-	74	148
WAPELLO PUBLIC LIBRA	SE	C	1	.56	2	.35	-	-	-	.56	-	.35	-	-	-
WASHINGTON PUBLIC LI	SE	E	1	1.00	8	3.00	-	-	-	1.50	.75	-	.75	-	-
WATERLOO PUBLIC LIBR	NE	H	9	8.75	24	19.17	-	7.75	1.00	3.40	5.50	9.28	.99	140	3133
WAUCOMA PUBLIC LIBRA	NE	A	-	-	-	-	-	-	-	-	-	-	-	15	1650
WAUKEE PUBLIC LIBRAR	C	C	1	.12	2	1.70	-	-	-	.12	-	1.70	-	43	160
WAUKON PUBLIC LIBRAR	NE	D	1	1.00	4	1.55	-	1.00	-	-	-	1.08	.47	8	90
WAVERLY PUBLIC LIBRA	NE	E	3	3.00	8	2.80	1.00	-	.32	1.46	1.00	1.02	1.00	20	200
WEBB PUBLIC LIBRARY	NW	A	1	.30	-	-	-	-	-	-	-	.30	-	1	10
WEBSTER CITY PUBLIC	NC	E	2	2.00	10	7.60	-	2.00	-	1.82	4.28	1.50	-	11	261
WELLMAN PUBLIC LIBRA	SE	C	1	.05	-	-	-	-	-	-	-	-	-	-	-
WELLSBURG PUBLIC LIB	NE	B	3	.95	-	-	-	.80	-	.15	-	-	-	3	19
WESLEY PUBLIC LIBRAR	NC	B	1	.31	2	.15	-	-	-	-	.38	.80	-	2	15
WEST BEND PUBLIC LIB	NC	B	1	.65	2	.60	-	-	-	.65	-	.60	-	-	-
WEST BRANCH PUBLIC L	EC	C	1	.77	1	.30	-	-	-	.77	-	.30	-	22	264
WEST DES MOINES PUBL	C	F	4	3.00	15	7.92	-	1.40	-	2.50	2.62	3.32	1.05	-	-
WEST LIBERTY PUBLIC	SE	D	1	.85	4	1.28	-	-	-	.31	.31	.66	-	1	18
WEST POINT PUBLIC LI	SE	C	2	.85	-	-	-	-	-	-	1.00	1.00	-	11	156
WEST UNION PUBLIC LI	NE	D	1	.50	2	.75	-	-	-	.50	.75	-	-	-	-
WESTGATE PUBLIC LIBR	NE	A	1	.18	-	-	-	-	-	-	-	.18	-	5	180
WESTSIDE PUBLIC LIBR	NW	A	2	.12	-	-	-	-	-	.10	-	-	.02	-	-

PERSONNEL REPORT OF STAFFING

NAME	REGION	SIZE CODE	NO. LIBRN	LIBRN FTE	NO.OTHER STAFF	OTHER FTE	FTE BEYOND MASTER	FTE MASTERS LIB SCI	FTE OTHER MSTS.	FTE BA	FTE SOME COLL.	FTE H.S. GRAD.	FTE H.S.	NO. VOL	ANN VOL MRS.
WHAT CHEER PUBLIC LI	SE	B	1	.05	-	-	-	-	-	-	-	1.00	-	2	380
WHEATLAND PUBLIC LIB	EC	B	2	.30	-	-	-	-	-	.15	.15	-	-	-	-
WHITING PUBLIC LIBRA	NW	B	1	.33	-	-	-	-	-	-	.33	-	-	38	367
WHITTEMORE PUBLIC LI	NC	B	1	.65	1	.30	-	-	-	-	-	.95	-	-	-
WILLIAMS PUBLIC LIBR	NC	A	1	.25	-	-	-	-	-	-	-	.25	-	-	-
WILLIAMSBURG PUBLIC	EC	C	2	1.00	1	.25	-	-	-	.50	.75	-	-	3	520
WILTON PUBLIC LIBRAR	SE	D	1	.77	1	.37	-	-	-	-	-	2.00	-	-	-
WINFIELD PUBLIC LIBR	SE	C	1	.37	1	.15	-	-	-	-	-	2.00	-	1	300
WINTERSSET PUBLIC LIB	C	D	3	2.25	2	1.10	-	-	-	-	.75	2.60	-	-	-
WINTHROP PUBLIC LIBR	NE	B	2	.35	-	-	-	-	-	-	.26	.09	-	-	-
WODEN PUBLIC LIBRARY	NC	A	2	.44	-	-	-	-	-	-	-	.44	-	1	156
WOODBINE PUBLIC LIBR	SW	C	1	.50	1	.50	-	-	-	-	-	1.00	-	4	40
WOODBURY COUNTY LIBR	NW	I	2	2.00	4	1.62	-	-	-	-	1.12	2.50	-	1	52
WOODWARD PUBLIC LIBR	C	C	2	.75	-	-	-	-	-	-	-	.75	-	22	100
WYOMING PUBLIC LIBRA	EC	B	2	.37	-	-	-	-	-	.37	-	-	-	36	550
ZEARING PUBLIC LIBRA	C	B	1	.41	1	.02	-	-	-	.43	-	-	-	8	-

## **VII Output Measures**

- \* Borrower to Population**

  - Average by Region**

- \* Summary Report**

  - Average by Region**

  - Fill Rate by Region**

- \* Document Delivery by Region**



BORROWER TO POPULATION SUMMARY REPORT - REGION C AVERAGE

SIZE GROUP	NO. TOT	LIB RPT	REGISTRATION	BORROWERS ADDED	BORROWERS WITHDRAWN	PERCENT BORROWER TO POP. RATIO	
A- 0-	499	114	6	298	20	7	84.9
B- 500-	999	140	16	690	105	51	93.8
C- 1,000-	2,499	144	16	961	148	130	62.3
D- 2,500-	4,999	52	6	2,698	448	266	80.0
E- 5,000-	9,999	36	4	6,726	1,123	179	0.1
F- 10,000-	24,999	12	6	13,499	2,462	1,195	86.2
G- 25,000-	49,999	9	2	22,077	4,386	3,421	60.7
H- OVER 50,000	8	1	59,127	16,343	-----	-----	30.9
I- COUNTY LIB	4	1	1,080	1,122	42	-----	5.4
REGION C AVERAGE	519	58	4,425	903	333	-----	55.4

BORROWER TO POPULATION SUMMARY REPORT - REGION NC AVERAGE

SIZE GROUP	NO. TOT	LIB RPT	REGISTRATION	BORROWERS ADDED	BORROWERS WITHDRAWN	PERCENT BORROWER TO POP. RATIO	
A- 0-	499	114	30	287	36	9	82.2
B- 500-	999	140	21	528	91	37	73.9
C- 1,000-	2,499	144	15	826	100	23	57.0
D- 2,500-	4,999	52	9	2,690	344	130	72.7
E- 5,000-	9,999	36	5	6,767	1,649	1,186	90.7
F- 10,000-	24,999	12	0	-----	-----	-----	----
G- 25,000-	49,999	9	2	15,335	3,458	6,054	51.4
H- OVER 50,000	8	0	-----	-----	-----	-----	----
I- COUNTY LIB	4	0	-----	-----	-----	-----	----
REGION NC AVERAGE	519	82	1,473	277	251	-----	68.1

BORROWER TO POPULATION SUMMARY REPORT - REGION EC AVERAGE

SIZE GROUP	NO. TOT	LIB RPT	REGISTRATION	BORROWERS ADDED	BORROWERS WITHDRAWN	PERCENT BORROWER TO POP. RATIO	
A- 0-	499	114	7	179	21	18	49.4
B- 500-	999	140	22	585	68	31	79.5
C- 1,000-	2,499	144	17	1,102	204	86	69.9
D- 2,500-	4,999	52	8	2,155	326	228	54.5
E- 5,000-	9,999	36	4	3,879	828	226	55.6
F- 10,000-	24,999	12	1	11,891	1,538	200	61.0
G- 25,000-	49,999	9	1	12,186	2,686	2,838	37.1
H- OVER 50,000	8	2	52,464	4,007	3,507	-----	65.2
I- COUNTY LIB	4	0	-----	-----	-----	-----	----
REGION EC AVERAGE	519	62	3,139	375	242	-----	61.2

BORROWER TO POPULATION SUMMARY REPORT - REGION NE AVERAGE

SIZE GROUP	NO. TOT	LIB RPT	REGISTRATION	BORROWERS ADDED	BORROWERS WITHDRAWN	PERCENT BORROWER TO POP. RATIO	
A- 0-	499	114	15	1,517	35	6	48.8
B- 500-	999	140	24	640	92	36	86.2
C- 1,000-	2,499	144	24	1,474	133	38	92.3
D- 2,500-	4,999	52	8	2,799	390	86	72.2
E- 5,000-	9,999	36	3	6,486	842	154	86.8
F- 10,000-	24,999	12	0	-----	-----	-----	----
G- 25,000-	49,999	9	1	17,671	2,765	1,800	48.6
H- OVER 50,000	8	2	36,953	5,263	15	-----	53.4
I- COUNTY LIB	4	0	-----	-----	-----	-----	----
REGION NE AVERAGE	519	77	2,687	323	63	-----	71.5

BORROWER TO POPULATION SUMMARY REPORT - REGION NW AVERAGE

SIZE GROUP	NO. TOT	LIB RPT	REGISTRATION	BORROWERS ADDED	BORROWERS WITHDRAWN	PERCENT BORROWER TO POP. RATIO
A- 0-	499 114	25	321	45	10	98.4
B- 500-	999 140	29	482	59	61	62.8
C- 1,000-	2,499 144	27	1,004	100	37	65.5
D- 2,500-	4,999 52	9	2,564	307	118	75.3
E- 5,000-	9,999 36	8	6,256	1,025	471	82.0
F- 10,000-	24,999 12	1	6,600	2,100	2,532	56.2
G- 25,000-	49,999 9	0	-----	-----	-----	----
H- OVER 50,000	8	1	15,809	15,809	-----	19.2
I- COUNTY LIB	4	1	5,802	98	104	36.9
REGION NW AVERAGE	519	101	1,490	342	104	55.1

BORROWER TO POPULATION SUMMARY REPORT - REGION SW AVERAGE

SIZE GROUP	NO. TOT	LIB RPT	REGISTRATION	BORROWERS ADDED	BORROWERS WITHDRAWN	PERCENT BORROWER TO POP. RATIO
A- 0-	499 114	13	300	19	5	77.5
B- 500-	999 140	12	544	177	30	74.5
C- 1,000-	2,499 144	24	1,166	206	101	77.1
D- 2,500-	4,999 52	6	2,004	266	151	57.7
E- 5,000-	9,999 36	7	5,157	744	207	79.5
F- 10,000-	24,999 12	0	-----	-----	-----	----
G- 25,000-	49,999 9	0	-----	-----	-----	----
H- OVER 50,000	8	1	23,265	6,626	5,928	41.2
I- COUNTY LIB	4	0	-----	-----	-----	----
REGION SW AVERAGE	519	63	1,743	329	177	63.5

BORROWER TO POPULATION SUMMARY REPORT - REGION SE AVERAGE

SIZE GROUP	NO. TOT	LIB RPT	REGISTRATION	BORROWERS ADDED	BORROWERS WITHDRAWN	PERCENT BORROWER TO POP. RATIO
A- 0-	499 114	10	330	21	12	95.9
B- 500-	999 140	11	570	65	13	75.8
C- 1,000-	2,499 144	15	1,287	114	51	90.5
D- 2,500-	4,999 52	4	2,316	402	64	75.5
E- 5,000-	9,999 36	4	6,011	1,471	1,318	80.4
F- 10,000-	24,999 12	4	11,732	2,302	69	76.7
G- 25,000-	49,999 9	3	13,478	2,361	988	47.9
H- OVER 50,000	8	1	74,803	9,803	-----	72.4
I- COUNTY LIB	4	1	26,104	6,550	60	4.4
REGION SE AVERAGE	519	53	4,725	807	186	71.7

OUTPUT MEASURES SUMMARY REPORT - REGION C AVERAGE

SIZE GROUP	NO. LIB TOT RPT	IN-LIB. MAT. USE	ANN. NO. LIB VISITS	ANN. NO. PROGRAMS	ANN. PROG ATTENDANCE	REPORTING POP.	PER CAPITA MAT. USE	PER CAPITA LIB VISITS	PER CAPITA PROG. ATTN.
A- 0- 499	114 6	4	1,248	9	114	351	.01	3.56	.320
B- 500- 999	140 16	1,109	3,651	10	675	735	1.51	4.97	.920
C- 1,000- 2,499	144 16	1,730	6,775	27	401	1,542	1.12	4.39	.260
D- 2,500- 4,999	52 6	10,625	30,050	73	1,574	3,372	3.15	8.91	.470
E- 5,000- 9,999	36 4	20,838	24,301	60	1,207	6,718	3.10	3.62	.180
F- 10,000- 24,999	12 6	29,806	51,678	168	7,831	15,655	1.90	3.30	.500
G- 25,000- 49,999	9 2	223,301	155,943	357	8,721	36,357	6.14	4.29	.240
H- OVER 50,000	8 1	568,976	416,289	3,820	83,398	191,003	2.98	2.18	.440
I- COUNTY LIB	4 1	-----	24,876	8	132	19,806	-----	1.26	.010
REGION C AVERAGE	519 58	23,913	26,119	118	3,106	7,985	2.99	3.27	.390

OUTPUT MEASURES SUMMARY REPORT - REGION EC AVERAGE

SIZE GROUP	NO. LIB TOT RPT	IN-LIB. MAT. USE	ANN. NO. LIB VISITS	ANN. NO. PROGRAMS	ANN. PROG ATTENDANCE	REPORTING POP.	PER CAPITA MAT. USE	PER CAPITA LIB VISITS	PER CAPITA PROG. ATTN.
A- 0- 499	114 7	159	1,651	19	201	362	.44	4.56	.560
B- 500- 999	140 22	1,114	3,431	17	267	735	1.52	4.67	.360
C- 1,000- 2,499	144 17	2,828	5,718	32	650	1,575	1.80	3.63	.410
D- 2,500- 4,999	52 8	12,336	10,264	28	675	3,948	3.12	2.60	.170
E- 5,000- 9,999	36 4	41,707	46,494	113	2,961	6,977	5.98	6.66	.420
F- 10,000- 24,999	12 1	-----	-----	113	2,071	19,474	-----	-----	.110
G- 25,000- 49,999	9 1	119,600	2,700	110	3,300	32,828	3.64	.08	.100
H- OVER 50,000	8 2	225,822	480,182	254	27,095	80,376	2.81	5.97	.340
I- COUNTY LIB	4 0	-----	-----	-----	-----	-----	-----	-----	-----
REGION EC AVERAGE	519 62	14,685	22,829	40	1,535	5,129	2.86	4.45	.300

OUTPUT MEASURES SUMMARY REPORT - REGION NC AVERAGE

SIZE GROUP	NO. LIB TOT RPT	IN-LIB. MAT. USE	ANN. NO. LIB VISITS	ANN. NO. PROGRAMS	ANN. PROG ATTENDANCE	REPORTING POP.	PER CAPITA MAT. USE	PER CAPITA LIB VISITS	PER CAPITA PROG. ATTN.
A- 0-	499 114 30	1,342	2,723	18	294	349	3.85	7.80	.840
B- 500-	999 140 21	2,747	5,659	58	1,280	714	3.85	7.93	1.790
C- 1,000-	2,499 144 15	1,696	6,645	21	496	1,447	1.17	4.59	.340
D- 2,500-	4,999 52 9	16,988	19,541	65	1,537	3,697	4.60	5.29	.420
E- 5,000-	9,999 36 5	31,507	57,090	129	2,163	7,454	4.23	7.66	.290
F- 10,000-	24,999 12 0	-----	-----	-----	-----	-----	-----	-----	-----
G- 25,000-	49,999 9 2	375	166,582	15	300	29,784	.01	5.59	.010
H- OVER 50,000	8 0	-----	-----	-----	-----	-----	-----	-----	-----
I- COUNTY LIB	4 0	-----	-----	-----	-----	-----	-----	-----	-----
REGION NC AVERAGE	519 82	5,300	13,350	41	834	2,162	2.45	6.17	.390

OUTPUT MEASURES SUMMARY REPORT - REGION NE AVERAGE

SIZE GROUP	NO. LIB TOT RPT	IN-LIB. MAT. USE	ANN. NO. LIB VISITS	ANN. NO. PROGRAMS	ANN. PROG ATTENDANCE	REPORTING POP.	PER CAPITA MAT. USE	PER CAPITA LIB VISITS	PER CAPITA PROG. ATTN.
A- 0-	499 114 15	553	3,122	22	321	338	1.64	9.24	.950
B- 500-	999 140 24	2,548	5,432	20	427	742	3.43	7.32	.580
C- 1,000-	2,499 144 24	7,552	10,546	48	1,041	1,597	4.73	6.60	.650
D- 2,500-	4,999 52 8	8,188	17,375	48	1,263	3,876	2.11	4.48	.330
E- 5,000-	9,999 36 3	22,438	46,699	201	5,312	7,467	3.00	6.25	.710
F- 10,000-	24,999 12 0	-----	-----	-----	-----	-----	-----	-----	-----
G- 25,000-	49,999 9 1	140,300	156,870	438	9,850	36,322	3.86	4.32	.270
H- OVER 50,000	8 2	223,385	239,100	575	9,360	69,153	3.23	3.46	.140
I- COUNTY LIB	4 0	-----	-----	-----	-----	-----	-----	-----	-----
REGION NE AVERAGE	519 77	12,605	17,461	59	1,229	3,756	3.36	4.65	.330

OUTPUT MEASURES SUMMARY REPORT - REGION SW AVERAGE

SIZE GROUP	NO. LIB TOT RPT	IN-LIB. MAT. USE	ANN. NO. LIB VISITS	ANN. NO. PROGRAMS	ANN. PROG ATTENDANCE	REPORTING PDP.	PER CAPITA MAT. USE	PER CAPITA LIB VISITS	PER CAPITA PROG. ATTN.
A- 0-	499 114 13	1,453	1,825	14	202	587	3.75	4.72	.520
B- 500-	999 140 12	117	1,954	11	127	730	.16	2.68	.170
C- 1,000-	2,499 144 24	2,410	5,553	17	399	1,511	1.59	3.68	.260
D- 2,500-	4,999 52 6	3,830	7,989	50	1,119	3,471	1.10	2.30	.320
E- 5,000-	9,999 36 7	28,049	35,570	117	2,605	6,485	4.33	5.48	.400
F- 10,000-	24,999 12 0	-----	-----	-----	-----	-----	-----	-----	-----
G- 25,000-	49,999 9 0	-----	-----	-----	-----	-----	-----	-----	-----
H- OVER 50,000	8 1	79,917	142,597	158	23,110	56,449	1.42	2.53	.410
I- COUNTY LIB	4 0	-----	-----	-----	-----	-----	-----	-----	-----
REGION SW AVERAGE	519 63	5,990	9,841	32	981	2,742	2.18	3.59	.360

FILL RATE SUMMARY - REGION 'C'

SIZE GROUP	NO. LIB TOT RPT	TITLE FILL RATE %	HIGH TITLE FILL RATE %	LOW TITLE FILL RATE %	SUBJ./AUTH. FILL RATE %	HIGH SUBJ./ AUTH. RATE %	LOW SUBJ./ AUTH. RATE %	BROWSER FILL RATE %	HIGH BROW. FILL RATE %	LOW BROW FILL RATE %
A- 0 - 499	114 6	40.00	40.00	40.00	66.66	66.00	66.00	85.71	85.00	85.00
B- 500 - 999	140 16	91.91	98.00	57.00	85.75	96.00	81.00	89.38	98.00	80.00
C- 1,000 - 2,499	144 16	74.34	94.00	60.00	83.65	96.00	69.00	93.94	97.00	54.00
D- 2,500 - 4,999	52 6	65.51	90.00	52.00	70.08	85.00	49.00	74.53	96.00	35.00
E- 5,000 - 9,999	36 4	82.00	90.00	78.00	88.67	90.00	87.00	93.10	94.00	92.00
F- 10,000 - 24,999	12 6	68.14	77.00	68.00	83.55	84.00	83.00	87.61	91.00	86.00
G- 25,000 - 49,999	9 2	71.77	71.00	71.00	78.15	78.00	78.00	90.37	90.00	90.00
H- OVER 50,000	8 1	70.30	70.00	70.00	76.41	76.00	76.00	89.47	89.00	89.00
I- COUNTY LIB.	4 1	-----	-----	-----	-----	-----	-----	-----	-----	-----
REGION 'C' TOTALS	519 58	72.65	98.00	40.00	79.85	96.00	49.00	90.57	98.00	35.00

FILL RATE SUMMARY - REGION 'EC'

SIZE GROUP	NO. LIB TOT RPT	TITLE FILL RATE %	HIGH TITLE FILL RATE %	LOW TITLE FILL RATE %	SUBJ./AUTH. FILL RATE %	HIGH SUBJ./ AUTH. RATE %	LOW SUBJ./ AUTH. RATE %	BROWSER FILL RATE %	HIGH BROW. FILL RATE %	LOW BROW FILL RATE %
A- 0 - 499	114 7	84.67	93.00	71.00	85.50	95.00	76.00	92.98	94.00	50.00
B- 500 - 999	140 22	76.47	90.00	33.00	76.94	90.00	44.00	90.24	97.00	33.00
C- 1,000 - 2,499	144 17	86.61	95.00	54.00	82.93	97.00	77.00	92.79	97.00	82.00
D- 2,500 - 4,999	52 8	61.57	87.00	44.00	79.90	83.00	62.00	88.46	98.00	78.00
E- 5,000 - 9,999	36 4	77.21	85.00	64.00	84.56	92.00	75.00	85.93	98.00	49.00
F- 10,000 - 24,999	12 1	-----	-----	-----	-----	-----	-----	-----	-----	-----
G- 25,000 - 49,999	9 1	71.09	71.00	71.00	71.00	71.00	71.00	81.11	81.00	81.00
H- OVER 50,000	8 2	58.11	58.00	58.00	76.98	76.00	76.00	89.96	89.00	89.00
I- COUNTY LIB.	4 0	-----	-----	-----	-----	-----	-----	-----	-----	-----
REGION 'EC' TOTALS	519 62	76.43	95.00	33.00	82.10	97.00	44.00	89.75	98.00	33.00

FILL RATE SUMMARY - REGION 'NC'

SIZE GROUP	NO. LIB		TITLE	HIGH TITLE	LOW TITLE	SUBJ./AUTH.	HIGH SUBJ./	LOW SUBJ./	BROWSER	HIGH BROW.	LOW BROW.
	TOT	RPT	FILL RATE	FILL RATE	FILL RATE	FILL RATE	AUTH. RATE	AUTH. RATE	FILL RATE	FILL RATE	FILL RATE
			%	%	%	%	%	%	%	%	%
A- 0 - 499	114	30	79.68	97.00	35.00	86.00	99.00	12.00	76.78	99.00	6.00
B- 500 - 999	140	21	77.17	97.00	61.00	86.53	95.00	70.00	89.27	98.00	50.00
C- 1,000 - 2,499	144	15	74.49	92.00	55.00	79.40	94.00	50.00	87.30	98.00	71.00
D- 2,500 - 4,999	52	9	81.37	88.00	73.00	84.94	92.00	79.00	97.24	98.00	93.00
E- 5,000 - 9,999	36	5	77.63	77.00	77.00	63.43	63.00	63.00	71.35	71.00	71.00
F- 10,000 - 24,999	12	0	-----	-----	-----	-----	-----	-----	-----	-----	-----
G- 25,000 - 49,999	9	2	73.48	76.00	73.00	77.31	83.00	83.00	92.37	97.00	93.00
H- OVER 50,000	8	0	-----	-----	-----	-----	-----	-----	-----	-----	-----
I- COUNTY LIB.	4	0	-----	-----	-----	-----	-----	-----	-----	-----	-----
REGION 'NC' TOTALS	519	82	76.04	97.00	35.00	80.44	99.00	12.00	88.99	99.00	6.00

FILL RATE SUMMARY - REGION 'NE'

SIZE GROUP	NO. LIB		TITLE	HIGH TITLE	LOW TITLE	SUBJ./AUTH.	HIGH SUBJ./	LOW SUBJ./	BROWSER	HIGH BROW.	LOW BROW.
	TOT	RPT	FILL RATE	FILL RATE	FILL RATE	FILL RATE	AUTH. RATE	AUTH. RATE	FILL RATE	FILL RATE	FILL RATE
			%	%	%	%	%	%	%	%	%
A- 0 - 499	114	15	78.19	88.00	38.00	72.68	83.00	62.00	92.33	95.00	46.00
B- 500 - 999	140	24	67.36	97.00	41.00	84.55	98.00	37.00	98.30	99.00	50.00
C- 1,000 - 2,499	144	24	83.89	93.00	40.00	84.95	93.00	59.00	93.71	97.00	46.00
D- 2,500 - 4,999	52	8	72.04	83.00	57.00	85.65	97.00	70.00	92.52	98.00	42.00
E- 5,000 - 9,999	36	3	79.14	95.00	73.00	71.47	94.00	70.00	95.97	97.00	91.00
F- 10,000 - 24,999	12	0	-----	-----	-----	-----	-----	-----	-----	-----	-----
G- 25,000 - 49,999	9	1	81.16	81.00	81.00	84.95	84.00	84.00	94.41	94.00	94.00
H- OVER 50,000	8	2	71.77	71.00	66.00	77.23	77.00	70.00	92.22	92.00	82.00
I- COUNTY LIB.	4	0	-----	-----	-----	-----	-----	-----	-----	-----	-----
REGION 'NE' TOTALS	519	77	78.14	97.00	38.00	82.23	98.00	37.00	94.34	99.00	42.00

FILL RATE SUMMARY - REGION 'NW'

SIZE GROUP	NO. LIB TOT RPT	TITLE FILL RATE %	HIGH TITLE FILL RATE %	LOW TITLE FILL RATE %	SUBJ./AUTH. FILL RATE %	HIGH SUBJ./ AUTH. RATE %	LOW SUBJ./ AUTH. RATE %	BROWSER FILL RATE %	HIGH BROW. FILL RATE %	LOW BROW FILL RATE %
A- 0 - 499	114 25	93.45	98.00	60.00	87.23	95.00	47.00	93.16	95.00	50.00
B- 500 - 999	140 29	82.68	95.00	21.00	80.87	97.00	8.00	80.23	98.00	2.00
C- 1,000 - 2,499	144 27	70.01	96.00	39.00	75.97	96.00	44.00	80.98	98.00	46.00
D- 2,500 - 4,999	52 9	74.83	90.00	62.00	87.42	97.00	83.00	96.34	98.00	81.00
E- 5,000 - 9,999	36 8	72.51	79.00	59.00	68.49	92.00	63.00	81.11	94.00	3.00
F- 10,000 - 24,999	12 1	66.97	66.00	66.00	88.81	88.00	88.00	96.42	96.00	96.00
G- 25,000 - 49,999	9 0	-----	-----	-----	-----	-----	-----	-----	-----	-----
H- OVER 50,000	8 1	70.23	70.00	70.00	79.07	79.00	79.00	92.63	92.00	92.00
I- COUNTY LIB.	4 1	80.00	80.00	80.00	66.66	66.00	66.00	-----	-----	-----
REGION 'NW' TOTALS	519 101	75.85	98.00	21.00	75.92	97.00	8.00	85.87	98.00	2.00

FILL RATE SUMMARY - REGION 'SE'

SIZE GROUP	NO. LIB TOT RPT	TITLE FILL RATE %	HIGH TITLE FILL RATE %	LOW TITLE FILL RATE %	SUBJ./AUTH. FILL RATE %	HIGH SUBJ./ AUTH. RATE %	LOW SUBJ./ AUTH. RATE %	BROWSER FILL RATE %	HIGH BROW. FILL RATE %	LOW BROW FILL RATE %
A- 0 - 499	114 10	80.47	87.00	50.00	79.76	85.00	18.00	71.67	83.00	70.00
B- 500 - 999	140 11	64.14	85.00	16.00	85.82	90.00	63.00	93.08	98.00	85.00
C- 1,000 - 2,499	144 15	68.70	95.00	50.00	71.14	94.00	52.00	77.93	97.00	64.00
D- 2,500 - 4,999	52 4	73.49	83.00	72.00	77.98	88.00	74.00	96.28	98.00	94.00
E- 5,000 - 9,999	36 4	77.86	78.00	58.00	72.43	96.00	72.00	90.93	99.00	77.00
F- 10,000 - 24,999	12 4	74.65	76.00	74.00	92.68	93.00	68.00	98.76	99.00	93.00
G- 25,000 - 49,999	9 3	74.06	89.00	59.00	78.04	79.00	77.00	91.45	96.00	77.00
H- OVER 50,000	8 1	75.00	75.00	75.00	75.23	75.00	75.00	89.65	89.00	89.00
I- COUNTY LIB.	4 1	64.10	64.00	64.00	76.97	76.00	76.00	94.57	94.00	94.00
REGION 'SE' TOTALS	519 53	74.74	95.00	16.00	78.44	96.00	18.00	89.53	99.00	64.00



FILL RATE SUMMARY - REGION 'SW'

SIZE GROUP	NO. LIB	TITLE	HIGH TITLE	LOW TITLE	SUBJ./AUTH.	HIGH SUBJ./	LOW SUBJ./	BROWSER	HIGH BROW.	LOW BROW
	TOT RPT	FILL RATE	FILL RATE	FILL RATE	FILL RATE	AUTH. RATE	AUTH. RATE	FILL RATE	FILL RATE	FILL RATE
		%	%	%	%	%	%	%	%	%
A- 0 - 499	114 13	80.85	97.00	57.00	83.17	97.00	50.00	93.78	97.00	16.00
B- 500 - 999	140 12	76.03	93.00	57.00	81.63	98.00	71.00	91.30	99.00	60.00
C- 1,000 - 2,499	144 24	77.63	97.00	53.00	88.36	98.00	40.00	94.22	98.00	62.00
D- 2,500 - 4,999	52 6	83.67	95.00	78.00	83.82	95.00	80.00	91.40	97.00	69.00
E- 5,000 - 9,999	36 7	69.95	88.00	55.00	83.30	92.00	70.00	89.13	95.00	65.00
F- 10,000 - 24,999	12 0	-----	-----	-----	-----	-----	-----	-----	-----	-----
G- 25,000 - 49,999	9 0	-----	-----	-----	-----	-----	-----	-----	-----	-----
H- OVER 50,000	8 1	80.69	80.00	80.00	84.35	84.00	84.00	94.25	94.00	94.00
I- COUNTY LIB.	4 0	-----	-----	-----	-----	-----	-----	-----	-----	-----
REGION 'SW' TOTALS	519 63	76.51	97.00	53.00	84.52	98.00	40.00	92.02	99.00	16.00

## DOCUMENT DELIVERY SUMMARY REPORT - REGION 'C' TOTALS

SIZE GROUP	NO. TOT	LIB RPT	NO. REQUESTS UNAVAILABLE IMMEDIATELY	DOC. DELV. IN 7 DAYS	PERCENT DELIVERED IN 7 DAYS	DOC. DELIV. IN 30 DAYS	NO. REQUESTS UNAVAILABLE AFTER 30 DAYS	PERCENT UNAVAILABLE AFTER 30 DAYS
A- 0 -	499 114	6	21	12	57.14	8	1	4.76
B- 500 -	999 140	16	224	99	44.19	114	11	4.91
C- 1,000 - 2,499	144	16	705	401	56.87	256	48	6.80
D- 2,500 - 4,999	52	6	363	164	45.17	157	42	11.57
E- 5,000 - 9,999	36	4	1,335	357	26.74	717	261	19.55
F- 10,000 - 24,999	12	6	591	337	57.02	198	56	9.47
G- 25,000 - 49,999	9	2	125	52	41.60	58	15	12.00
H- OVER 50,000	8	1	10,650	2,350	22.06	5,550	2,750	25.82
I- COUNTY LIB.	4	1	-----	-----	-----	-----	-----	-----
REGION 'C' TOTALS	519	58	14,014	3,772	26.91	7,058	3,184	22.72

## DOCUMENT DELIVERY SUMMARY REPORT - REGION 'EC' TOTALS

SIZE GROUP	NO. TOT	LIB RPT	NO. REQUESTS UNAVAILABLE IMMEDIATELY	DOC. DELV. IN 7 DAYS	PERCENT DELIVERED IN 7 DAYS	DOC. DELIV. IN 30 DAYS	NO. REQUESTS UNAVAILABLE AFTER 30 DAYS	PERCENT UNAVAILABLE AFTER 30 DAYS
A- 0 -	499 114	7	322	180	55.90	93	49	15.21
B- 500 -	999 140	22	1,160	584	50.34	398	178	15.34
C- 1,000 - 2,499	144	17	1,540	743	48.24	599	198	12.85
D- 2,500 - 4,999	52	8	1,569	788	50.22	515	266	16.95
E- 5,000 - 9,999	36	4	1,282	409	31.90	693	180	14.04
F- 10,000 - 24,999	12	1	-----	-----	-----	-----	-----	-----
G- 25,000 - 49,999	9	1	158	46	29.11	61	51	32.27
H- OVER 50,000	8	2	-----	-----	-----	-----	-----	-----
I- COUNTY LIB.	4	0	-----	-----	-----	-----	-----	-----
REGION 'EC' TOTALS	519	62	6,031	2,750	45.59	2,359	922	15.28

## DOCUMENT DELIVERY SUMMARY REPORT - REGION 'NC' TOTALS

SIZE GROUP	NO. TOT	LIB RPT	NO. REQUESTS UNAVAILABLE IMMEDIATELY	DOC. DELIV. IN 7 DAYS	PERCENT DELIVERED IN 7 DAYS	DOC. DELIV. IN 30 DAYS	NO. REQUESTS UNAVAILABLE AFTER 30 DAYS	PERCENT UNAVAILABLE AFTER 30 DAYS	
A- 0 -	499	114	30	2,800	1,664	59.42	519	617	22.03
B- 500 -	999	140	21	2,386	1,118	46.85	857	411	17.22
C- 1,000 - 2,499	144	15	15	1,471	995	67.64	286	190	12.91
D- 2,500 - 4,999	52	9	9	9,312	4,610	49.50	1,787	2,915	31.30
E- 5,000 - 9,999	36	5	5	8,582	2,716	31.64	3,367	2,499	29.11
F- 10,000 - 24,999	12	0	0	-----	-----	-----	-----	-----	-----
G- 25,000 - 49,999	9	2	2	10,436	1,939	18.57	6,983	1,514	14.50
H- OVER 50,000	8	0	0	-----	-----	-----	-----	-----	-----
I- COUNTY LIB.	4	0	0	-----	-----	-----	-----	-----	-----
REGION 'NC' TOTALS	519	82	82	34,987	13,042	37.27	13,799	8,146	23.28

## DOCUMENT DELIVERY SUMMARY REPORT - REGION 'NE' TOTALS

SIZE GROUP	NO. TOT	LIB RPT	NO. REQUESTS UNAVAILABLE IMMEDIATELY	DOC. DELIV. IN 7 DAYS	PERCENT DELIVERED IN 7 DAYS	DOC. DELIV. IN 30 DAYS	NO. REQUESTS UNAVAILABLE AFTER 30 DAYS	PERCENT UNAVAILABLE AFTER 30 DAYS	
A- 0 -	499	114	15	611	209	34.20	357	45	7.36
B- 500 -	999	140	24	1,667	818	49.07	648	201	12.05
C- 1,000 - 2,499	144	24	24	3,400	1,491	43.85	1,637	272	8.00
D- 2,500 - 4,999	52	8	8	1,375	331	24.07	797	247	17.96
E- 5,000 - 9,999	36	3	3	418	158	37.79	209	51	12.20
F- 10,000 - 24,999	12	0	0	-----	-----	-----	-----	-----	-----
G- 25,000 - 49,999	9	1	1	2,083	420	20.16	1,603	60	2.88
H- OVER 50,000	8	2	2	125	47	37.60	27	51	40.80
I- COUNTY LIB.	4	0	0	-----	-----	-----	-----	-----	-----
REGION 'NE' TOTALS	519	77	77	9,679	3,474	35.89	5,278	927	9.57

## DOCUMENT DELIVERY SUMMARY REPORT - REGION 'NW' TOTALS

SIZE GROUP	NO. TOT	LIB RPT	NO. REQUESTS UNAVAILABLE IMMEDIATELY	DOC. DELV. IN 7 DAYS	PERCENT DELIVERED IN 7 DAYS	DOC. DELIV. IN 30 DAYS	NO. REQUESTS UNAVAILABLE AFTER 30 DAYS	PERCENT UNAVAILABLE AFTER 30 DAYS	
A- 0 -	499	114	25	498	376	75.50	48	74	14.85
B- 500 -	999	140	29	1,471	714	48.53	500	257	17.47
C- 1,000 - 2,499	144	27	2,565	1,393	54.35	648	522	20.36	
D- 2,500 - 4,999	52	9	3,768	1,185	31.44	2,050	533	14.14	
E- 5,000 - 9,999	36	8	668	331	49.55	185	152	22.75	
F- 10,000 - 24,999	12	1	365	28	7.71	182	153	42.14	
G- 25,000 - 49,999	9	0	-----	-----	-----	-----	-----	-----	
H- OVER 50,000	8	1	286	108	37.76	106	72	25.17	
I- COUNTY LIB.	4	1	222	150	67.56	37	35	15.76	
REGION 'NW' TOTALS	519	101	9,839	4,285	43.55	3,756	1,798	18.27	

## DOCUMENT DELIVERY SUMMARY REPORT - REGION 'SE' TOTALS

SIZE GROUP	NO. TOT	LIB RPT	NO. REQUESTS UNAVAILABLE IMMEDIATELY	DOC. DELV. IN 7 DAYS	PERCENT DELIVERED IN 7 DAYS	DOC. DELIV. IN 30 DAYS	NO. REQUESTS UNAVAILABLE AFTER 30 DAYS	PERCENT UNAVAILABLE AFTER 30 DAYS	
A- 0 -	499	114	10	188	29	15.42	54	105	55.85
B- 500 -	999	140	11	244	158	64.75	55	31	12.70
C- 1,000 - 2,499	144	15	62	34	54.83	22	6	9.67	
D- 2,500 - 4,999	52	4	428	167	39.01	207	54	12.61	
E- 5,000 - 9,999	36	4	627	175	27.91	315	137	21.85	
F- 10,000 - 24,999	12	4	1,375	528	38.40	653	194	14.10	
G- 25,000 - 49,999	9	3	3,242	919	28.34	2,051	272	8.38	
H- OVER 50,000	8	1	200	46	23.00	48	106	53.00	
I- COUNTY LIB.	4	1	125	57	45.60	33	35	28.00	
REGION 'SE' TOTALS	519	53	6,491	2,113	32.55	3,438	940	14.48	

## DOCUMENT DELIVERY SUMMARY REPORT - REGION 'SW' TOTALS

SIZE GROUP	NO. TOT	LIB RPT	NO. REQUESTS UNAVAILABLE IMMEDIATELY	DOC. DELIV. IN 7 DAYS	PERCENT DELIVERED IN 7 DAYS	DOC. DELIV. IN 30 DAYS	NO. REQUESTS UNAVAILABLE AFTER 30 DAYS	PERCENT UNAVAILABLE AFTER 30 DAYS	
A- 0 -	499	114	13	1,011	535	52.91	155	321	31.75
B- 500 -	999	140	12	899	604	67.18	198	97	10.78
C- 1,000 - 2,499	144	24	24	7,990	5,793	72.50	1,569	628	7.85
D- 2,500 - 4,999	52	6	6	1,372	457	33.30	784	131	9.54
E- 5,000 - 9,999	36	7	7	18,475	8,978	48.59	5,002	4,495	24.33
F- 10,000 - 24,999	12	0	0	-----	-----	-----	-----	-----	-----
G- 25,000 - 49,999	9	0	0	-----	-----	-----	-----	-----	-----
H- OVER 50,000	8	1	1	1,785	459	25.71	510	816	45.71
I- COUNTY LIB.	4	0	0	-----	-----	-----	-----	-----	-----
REGION 'SW' TOTALS	519	63	63	31,532	16,826	53.36	8,218	6,488	20.57

## DOCUMENT DELIVERY SUMMARY REPORT - STATE TOTALS

SIZE GROUP	NO. TOT	LIB RPT	NO. REQUESTS UNAVAILABLE IMMEDIATELY	DOC. DELIV. IN 7 DAYS	PERCENT DELIVERED IN 7 DAYS	DOC. DELIV. IN 30 DAYS	NO. REQUESTS UNAVAILABLE AFTER 30 DAYS	PERCENT UNAVAILABLE AFTER 30 DAYS	
A- 0 -	499	114	106	5,451	3,005	55.12	1,234	1,212	22.23
B- 500 -	999	140	135	8,051	4,095	50.86	2,770	1,186	14.73
C- 1,000 - 2,499	144	138	138	17,731	10,850	61.19	5,017	1,864	10.51
D- 2,500 - 4,999	52	50	50	18,187	7,702	42.34	6,297	4,188	23.02
E- 5,000 - 9,999	36	35	35	31,387	13,124	41.81	10,488	7,775	24.77
F- 10,000 - 24,999	12	12	12	2,329	893	38.34	1,033	403	17.30
G- 25,000 - 49,999	9	9	9	16,044	3,376	21.04	10,756	1,912	11.91
H- OVER 50,000	8	8	8	13,046	3,010	23.07	6,241	3,795	29.08
I- COUNTY LIB.	4	3	3	347	207	59.65	70	70	20.17
STATE TOTALS	519	496	496	112,573	46,262	41.09	43,906	22,405	19.90

## DOCUMENT DELIVERY SUMMARY REPORT - REGION 'C' AVERAGES

SIZE GROUP	NO. TOT	LIB RPT	NO. REQUESTS UNAVAILABLE IMMEDIATELY	DOC. DELIV. IN 7 DAYS	PERCENT DELIVERED IN 7 DAYS	DOC. DELIV. IN 30 DAYS	NO. REQUESTS UNAVAILABLE AFTER 30 DAYS	PERCENT UNAVAILABLE AFTER 30 DAYS
A- 0 -	499	114 6	3	2	57.14	1	-----	4.76
B- 500 -	999	140 16	14	6	44.19	7	1	4.91
C- 1,000 - 2,499	144	16	44	25	56.87	16	3	6.80
D- 2,500 - 4,999	52	6	60	27	45.17	26	7	11.57
E- 5,000 - 9,999	36	4	333	89	26.74	179	65	19.55
F- 10,000 - 24,999	12	6	98	56	57.02	33	9	9.47
G- 25,000 - 49,999	9	2	62	26	41.60	29	8	12.00
H- OVER 50,000	8	1	10,650	2,350	22.06	5,550	2,750	25.82
I- COUNTY LIB.	4	1	-----	-----	-----	-----	-----	-----
REGION 'C' AVG.	519	58	241	65	26.91	122	55	22.72

## DOCUMENT DELIVERY SUMMARY REPORT - REGION 'EC' AVERAGES

SIZE GROUP	NO. TOT	LIB RPT	NO. REQUESTS UNAVAILABLE IMMEDIATELY	DOC. DELIV. IN 7 DAYS	PERCENT DELIVERED IN 7 DAYS	DOC. DELIV. IN 30 DAYS	NO. REQUESTS UNAVAILABLE AFTER 30 DAYS	PERCENT UNAVAILABLE AFTER 30 DAYS
A- 0 -	499	114 7	46	26	55.90	13	7	15.21
B- 500 -	999	140 22	52	27	50.34	18	8	15.34
C- 1,000 - 2,499	144	17	90	44	48.24	35	12	12.85
D- 2,500 - 4,999	52	8	196	99	50.22	64	33	16.95
E- 5,000 - 9,999	36	4	320	102	31.90	173	45	14.04
F- 10,000 - 24,999	12	1	-----	-----	-----	-----	-----	-----
G- 25,000 - 49,999	9	1	158	46	29.11	61	51	32.27
H- OVER 50,000	8	2	-----	-----	-----	-----	-----	-----
I- COUNTY LIB.	4	0	-----	-----	-----	-----	-----	-----
REGION 'EC' AVG.	519	62	97	44	45.59	38	15	15.28

## DOCUMENT DELIVERY SUMMARY REPORT - REGION 'NC' AVERAGES

SIZE GROUP	NO. TOT	LIB RPT	NO. REQUESTS UNAVAILABLE IMMEDIATELY	DOC. DELV. IN 7 DAYS	PERCENT DELIVERED IN 7 DAYS	DOC. DELIV. IN 30 DAYS	NO. REQUESTS UNAVAILABLE AFTER 30 DAYS	PERCENT UNAVAILABLE AFTER 30 DAYS	
A- 0 -	499	114	30	93	55	59.42	17	21	22.03
B- 500 -	999	140	21	113	53	46.85	41	20	17.22
C- 1,000 - 2,499	144	15	98	66	67.64	19	13	12.91	
D- 2,500 - 4,999	52	9	1,034	512	49.50	199	324	31.30	
E- 5,000 - 9,999	36	5	1,716	543	31.64	673	500	29.11	
F- 10,000 - 24,999	12	0	-----	-----	-----	-----	-----	-----	
G- 25,000 - 49,999	9	2	5,218	970	18.57	3,492	757	14.50	
H- OVER 50,000	8	0	-----	-----	-----	-----	-----	-----	
I- COUNTY LIB.	4	0	-----	-----	-----	-----	-----	-----	
REGION 'NC' AVG.	519	82	426	159	37.27	168	99	23.28	

## DOCUMENT DELIVERY SUMMARY REPORT - REGION 'NE' AVERAGES

SIZE GROUP	NO. TOT	LIB RPT	NO. REQUESTS UNAVAILABLE IMMEDIATELY	DOC. DELV. IN 7 DAYS	PERCENT DELIVERED IN 7 DAYS	DOC. DELIV. IN 30 DAYS	NO. REQUESTS UNAVAILABLE AFTER 30 DAYS	PERCENT UNAVAILABLE AFTER 30 DAYS	
A- 0 -	499	114	15	40	14	34.20	24	3	7.36
B- 500 -	999	140	24	69	34	49.07	27	8	12.05
C- 1,000 - 2,499	144	24	141	62	43.85	68	11	8.00	
D- 2,500 - 4,999	52	8	171	41	24.07	100	31	17.96	
E- 5,000 - 9,999	36	3	139	53	37.79	70	17	12.20	
F- 10,000 - 24,999	12	0	-----	-----	-----	-----	-----	-----	
G- 25,000 - 49,999	9	1	2,083	420	20.16	1,603	60	2.88	
H- OVER 50,000	8	2	62	24	37.60	14	26	40.80	
I- COUNTY LIB.	4	0	-----	-----	-----	-----	-----	-----	
REGION 'NE' AVG.	519	77	125	45	35.89	69	12	9.57	

## DOCUMENT DELIVERY SUMMARY REPORT - REGION 'NH' AVERAGES

SIZE GROUP	NO. TOT	LIB RPT	NO. REQUESTS UNAVAILABLE IMMEDIATELY	DOC. DELV. IN 7 DAYS	PERCENT DELIVERED IN 7 DAYS	DOC. DELIV. IN 30 DAYS	NO. REQUESTS UNAVAILABLE AFTER 30 DAYS	PERCENT UNAVAILABLE AFTER 30 DAYS
A- 0 -	499	114	25	19	75.50	2	3	14.85
B- 500 -	999	140	29	50	48.53	17	9	17.47
C- 1,000 -	2,499	144	27	94	54.35	24	19	20.36
D- 2,500 -	4,999	52	9	418	31.44	228	59	14.14
E- 5,000 -	9,999	36	8	83	49.55	23	19	22.75
F- 10,000 -	24,999	12	1	363	7.71	182	153	42.14
G- 25,000 -	49,999	9	0	-----	-----	-----	-----	-----
H- OVER 50,000	8	1	286	108	37.76	106	72	25.17
I- COUNTY LIB.	4	1	222	150	67.56	37	35	15.76
REGION 'NH' AVG.	519	101	97	42	43.55	37	18	18.27

## DOCUMENT DELIVERY SUMMARY REPORT - REGION 'SE' AVERAGES

SIZE GROUP	NO. TOT	LIB RPT	NO. REQUESTS UNAVAILABLE IMMEDIATELY	DOC. DELV. IN 7 DAYS	PERCENT DELIVERED IN 7 DAYS	DOC. DELIV. IN 30 DAYS	NO. REQUESTS UNAVAILABLE AFTER 30 DAYS	PERCENT UNAVAILABLE AFTER 30 DAYS	
A- 0 -	499	114	10	18	15.42	5	11	55.85	
B- 500 -	999	140	11	22	64.75	5	3	12.70	
C- 1,000 -	2,499	144	15	4	54.83	1	-----	9.67	
D- 2,500 -	4,999	52	4	107	39.01	52	14	12.61	
E- 5,000 -	9,999	36	4	156	27.91	79	34	21.85	
F- 10,000 -	24,999	12	4	343	132	38.40	163	49	14.10
G- 25,000 -	49,999	9	3	1,080	306	28.34	684	91	8.38
H- OVER 50,000	8	1	200	46	23.00	48	106	53.00	
I- COUNTY LIB.	4	1	125	57	45.60	33	35	28.00	
REGION 'SE' AVG.	519	53	122	40	32.55	65	18	14.48	



DOCUMENT DELIVERY SUMMARY REPORT - REGION 'SW' AVERAGES

SIZE GROUP	NO. TOT	LIB RPT	NO. REQUESTS UNAVAILABLE IMMEDIATELY	DOC. DELV. IN 7 DAYS	PERCENT DELIVERED IN 7 DAYS	DOC. DELIV. IN 30 DAYS	NO. REQUESTS UNAVAILABLE AFTER 30 DAYS	PERCENT UNAVAILABLE AFTER 30 DAYS
A- 0 -	499	114 13	77	41	52.91	12	25	31.75
B- 500 -	999	140 12	74	50	67.18	17	8	10.78
C- 1,000 - 2,499	144	24	332	241	72.50	65	26	7.85
D- 2,500 - 4,999	52	6	228	76	33.30	131	22	9.54
E- 5,000 - 9,999	36	7	2,639	1,283	48.59	715	642	24.33
F- 10,000 - 24,999	12	0	-----	-----	-----	-----	-----	-----
G- 25,000 - 49,999	9	0	-----	-----	-----	-----	-----	-----
H- OVER 50,000	8	1	1,785	459	25.71	510	816	45.71
I- COUNTY LIB.	4	0	-----	-----	-----	-----	-----	-----
REGION 'SW' AVG.	519	63	500	267	53.36	130	103	20.57

## **VIII County Study**

REPORT FOR COUNTY ADAIR  
POPULATION 9,509

CITY	POP	PER CENT COUNTY POP	TOTAL INCOME	MUNIC PER CAP	ALL CIRC	UNIT COST CIRC	HOLDINGS	PER CENT COUNTY HOLD
ADAIR	883	9.29	12,442	14.09	10,894	1.14	5,581	29.67
FONTANELLE	805	8.47	2,876	3.57	3,934	1.89	9,480	50.40
GREENFIELD	2,243	23.59	33,876	15.10	40,528	1.26	3,747	19.92
SERVED URBAN FOR COUNTY								
ADAIR	3,931	41.34	49,194	12.51	55,356		18,808	
RURAL PATRONS FOR COUNTY								
	POP	PER CENT COUNTY POP	COUNTY DOLLARS	CNTY DOLLARS PER CAP				
ADAIR	4,458	46.88	22,840	5.12				
NONLIBRARY INCORP AREAS FOR COUNTY								
	POP	PER CENT COUNTY POP						
ADAIR	1,120	11.78						

REPORT FOR COUNTY ADAMS  
POPULATION 3,731

CITY	POP	PER CENT COUNTY POP	TOTAL INCOME	MUNIC PER CAP	ALL CIRC	UNIT COST CIRC	HOLDINGS	PER CENT COUNTY HOLD
CORNING	1,939	33.83	19,600	10.11	41,036	1.13	25,916	81.45
PRESCOTT	349	6.09	6,806	19.50	3,409	2.65	5,901	18.55
SERVED URBAN FOR COUNTY								
ADAMS	2,288	39.92	26,406	11.54	44,445		31,817	
RURAL PATRONS FOR COUNTY								
	POP	PER CENT COUNTY POP	COUNTY DOLLARS	CNTY DOLLARS PER CAP				
ADAMS	3,146	54.89	12,900	4.10				
NONLIBRARY INCORP AREAS FOR COUNTY								
	POP	PER CENT COUNTY POP						
ADAMS	297	5.18						

REPORT FOR COUNTY ALLAMAKEE  
POPULATION 15,108

CITY	POP	PER CENT COUNTY POP	TOTAL INCOME	MUNIC PER CAP	ALL CIRC	UNIT COST CIRC	HOLDINGS	PER CENT COUNTY HOLD
NEH ALBIN	609	4.03	2,940	4.83	3,895	1.45	4,860	11.36
POSTVILLE	1,475	9.76	15,968	10.83	20,698	1.05	9,626	22.50
LANSING	1,181	7.82	3,633	3.08	6,558	1.36	9,188	21.48
MAUKON	3,983	26.36	58,137	14.60	48,405	1.82	19,103	46.66

SERVED URBAN  
FOR COUNTY

ALLAMAKEE	7,248	47.97	80,678	11.13	79,556		42,777	
-----------	-------	-------	--------	-------	--------	--	--------	--

RURAL PATRONS  
FOR COUNTY

	POP	PER CENT COUNTY POP	COUNTY DOLLARS	CNTY DOLLARS PER CAP
ALLAMAKEE	7,445	49.28	28,308	3.80

NONLIBRARY INCORP AREAS  
FOR COUNTY

	POP	PER CENT COUNTY POP
ALLAMAKEE	385	2.55

REPORT FOR COUNTY APPANOOSE  
POPULATION 15,511

CITY	POP	PER CENT COUNTY POP	TOTAL INCOME	MUNIC PER CAP	ALL CIRC	UNIT COST CIRC	HOLDINGS	PER CENT COUNTY HOLD
CENTERVILLE	6,558	42.28	114,749	17.50	108,264	.61	35,926	60.24
MOULTON	762	4.91	10,577	13.88	9,814	1.07	17,086	28.65
MORAVIA	706	4.55	7,467	10.58	11,139	.50	6,625	11.11

SERVED URBAN  
FOR COUNTY

APPANOOSE	8,026	51.74	132,793	16.55	129,217		59,637	
-----------	-------	-------	---------	-------	---------	--	--------	--

RURAL PATRONS  
FOR COUNTY

	POP	PER CENT COUNTY POP	COUNTY DOLLARS	CNTY DOLLARS PER CAP
APPANOOSE	6,050	39.00	11,700	1.93

NONLIBRARY INCORP AREAS  
FOR COUNTY

	POP	PER CENT COUNTY POP
APPANOOSE	1,435	9.25

REPORT FOR COUNTY AUDUBON  
POPULATION 8,559

CITY	POP	PER CENT COUNTY POP	TOTAL INCOME	MUNIC PER CAP	ALL CIRC	UNIT COST CIRC	HOLDINGS	PER CENT COUNTY HOLD
EXIRA	978	11.43	15,090	15.43	28,154	.72	11,093	31.46
AUDUBON	2,841	33.19	23,236	8.18	42,224	.70	24,164	68.54
SERVED URBAN FOR COUNTY								
AUDUBON	3,819	44.62	38,326	10.04	70,378		35,257	
RURAL PATRONS FOR COUNTY								
	POP	PER CENT COUNTY POP	COUNTY DOLLARS	CNTY DOLLARS PER CAP				
AUDUBON	4,090	47.79	13,500	3.30				
NONLIBRARY INCORP AREAS FOR COUNTY								
	POP	PER CENT COUNTY POP						
AUDUBON	640	7.48						

REPORT FOR COUNTY BENTON  
POPULATION 23,649

CITY	POP	PER CENT COUNTY POP	TOTAL INCOME	MUNIC PER CAP	ALL CIRC	UNIT COST CIRC	HOLDINGS	PER CENT COUNTY HOLD
GARRISON	411	1.74	2,350	5.72	5,375	1.40	4,252	4.34
SHELLSBURG	771	3.26	3,881	5.03	9,753	.83	9,067	9.25
VAN HORNE	682	2.88	12,695	18.41	6,187	1.47	7,827	7.99
KEYSTONE	618	2.61	14,830	24.00	13,610	1.47	9,060	9.25
NENHALL	899	3.80	5,259	5.85	5,887	1.65	7,010	7.15
NORMAY	633	2.68	5,820	9.19	4,897	1.86	4,546	4.64
BLAIRSTOWN	695	2.94	14,228	20.47	8,930	1.27	8,722	8.90
ATKINS	678	2.87	9,906	14.61	8,690	1.06	5,702	5.82
VINTON	5,040	21.31	43,423	8.62	66,486	.83	27,018	27.57
BELLE PLAINE	2,903	12.28	25,360	8.74	21,186	1.55	14,778	15.08
SERVED URBAN FOR COUNTY								
BENTON	13,330	56.37	137,752	10.33	151,001		97,982	
RURAL PATRONS FOR COUNTY								
	POP	PER CENT COUNTY POP	COUNTY DOLLARS	CNTY DOLLARS PER CAP				
BENTON	9,967	42.15	54,889	5.51				
NONLIBRARY INCORP AREAS FOR COUNTY								
	POP	PER CENT COUNTY POP						
BENTON	352	1.49						

REPORT FOR COUNTY BLACK HAWK  
POPULATION 137,961

CITY	POP	PER CENT COUNTY POP	TOTAL INCOME	MUNIC PER CAP	ALL CIRC	UNIT COST CIRC	HOLDINGS	PER CENT COUNTY HOLD
EVANSDALE	4,798	3.48	24,198	5.04	17,013	1.06	7,795	1.63
WATERLOO	75,985	55.08	1,068,805	14.07	542,927	1.95	333,384	69.77
CEDAR FALLS	36,322	26.33	449,670	12.38	427,573	.96	97,357	20.37
LAPORTE CITY	2,324	1.68	12,151	5.23	24,460	.92	12,884	2.70
HUDSON	2,267	1.64	29,864	13.17	35,568	1.02	19,204	4.02
DUNKERTON	718	.52	9,417	13.12	11,657	1.65	7,240	1.52

SERVED URBAN  
FOR COUNTY

BLACK HAWK	122,414	88.73	1,594,105	13.02	1,059,198		477,864	
------------	---------	-------	-----------	-------	-----------	--	---------	--

RURAL PATRONS  
FOR COUNTY

	POP	PER CENT COUNTY POP	COUNTY DOLLARS	CNTY DOLLARS PER CAP
BLACK HAWK	12,854	9.32	89,861	6.99

NONLIBRARY INCORP AREAS  
FOR COUNTY

	POP	PER CENT COUNTY POP
BLACK HAWK	2,693	1.95

REPORT FOR COUNTY BOONE  
POPULATION 26,184

CITY	POP	PER CENT COUNTY POP	TOTAL INCOME	MUNIC PER CAP	ALL CIRC	UNIT COST CIRC	HOLDINGS	PER CENT COUNTY HOLD
BOONE	12,602	48.13	164,722	13.07	155,250	1.51	56,162	69.44
OGDEN	1,953	7.46	42,445	21.73	31,597	1.12	13,536	16.74
MADRID	2,281	8.71	28,169	12.35	25,272	1.16	11,179	13.82

SERVED URBAN  
FOR COUNTY

BOONE	16,836	64.30	235,336	13.98	212,119		80,877	
-------	--------	-------	---------	-------	---------	--	--------	--

RURAL PATRONS  
FOR COUNTY

	POP	PER CENT COUNTY POP	COUNTY DOLLARS	CNTY DOLLARS PER CAP
BOONE	8,405	32.10	28,186	3.35

NONLIBRARY INCORP AREAS  
FOR COUNTY

	POP	PER CENT COUNTY POP
BOONE	943	3.60

REPORT FOR COUNTY BREMER  
POPULATION 24,820

CITY	POP	PER CENT COUNTY POP	TOTAL INCOME	MUNIC PER CAP	ALL CIRC	UNIT COST CIRC	HOLDINGS	PER CENT COUNTY HOLD
PLAINFIELD	469	1.89	7,926	16.90	15,181	.97	5,544	4.04
SUMNER	2,335	9.41	25,647	10.98	48,415	.72	25,023	18.24
DENVER	1,647	6.64	29,815	18.10	45,513	.84	21,667	15.79
TRIPOLI	1,280	5.16	29,506	23.05	34,312	1.01	13,087	9.54
JANESVILLE	840	3.38	11,357	13.52	18,122	1.21	13,253	9.66
READLYN	858	3.46	19,492	22.72	25,023	.97	12,275	8.95
HAVERLY	8,444	34.02	151,493	17.94	127,756	1.29	46,370	33.79

CITY	POP	PER CENT COUNTY POP	TOTAL INCOME	MUNIC PER CAP	ALL CIRC	UNIT COST CIRC	HOLDINGS	PER CENT COUNTY HOLD
SERVED URBAN FOR COUNTY								
BREMER	15,873	63.95	275,236	17.34	314,322		137,219	

RURAL PATRONS FOR COUNTY	POP	PER CENT COUNTY POP	COUNTY DOLLARS	CNTY DOLLARS PER CAP
BREMER	8,836	35.60	68,458	7.75

NONLIBRARY INCORP AREAS FOR COUNTY	POP	PER CENT COUNTY POP
BREMER	111	.45

REPORT FOR COUNTY BUCHANAN  
POPULATION 22,900

CITY	POP	PER CENT COUNTY POP	TOTAL INCOME	MUNIC PER CAP	ALL CIRC	UNIT COST CIRC	HOLDINGS	PER CENT COUNTY HOLD
INDEPENDENCE	6,392	27.91	38,339	6.00	55,498	1.07	50,818	70.09
FAIRBANK	980	4.28	14,326	14.62	18,906	.78	8,560	11.81
LAMONT	554	2.42	3,559	6.42	4,301	1.02	5,103	7.04
HINTHROP	767	3.35	7,449	9.71	8,719	1.03	8,025	11.07

SERVED URBAN FOR COUNTY	POP	PER CENT COUNTY POP	TOTAL INCOME	MUNIC PER CAP	ALL CIRC	UNIT COST CIRC	HOLDINGS	PER CENT COUNTY HOLD
BUCHANAN	8,693	37.96	63,673	7.32	85,424		72,506	

RURAL PATRONS FOR COUNTY	POP	PER CENT COUNTY POP	COUNTY DOLLARS	CNTY DOLLARS PER CAP
BUCHANAN	9,517	41.56	21,399	2.25

NONLIBRARY INCORP AREAS FOR COUNTY	POP	PER CENT COUNTY POP
BUCHANAN	4,690	20.48

REPORT FOR COUNTY BUENA VISTA  
POPULATION 20,774

CITY	POP	PER CENT COUNTY POP	TOTAL INCOME	MUNIC PER CAP	ALL CIRC	UNIT COST CIRC	HOLDINGS	PER CENT COUNTY HOLD
REMBRANDT	291	1.40	3,936	13.53	2,776	2.61	2,330	2.38
MEWELL	913	4.39	7,020	7.69	12,488	1.14	453	.46
MARATHON	442	2.13	2,300	5.20	7,369	.93	6,118	6.24
LINN GROVE	205	.99	125	.61	3,432	1.21	5,219	5.33
ALBERT CITY	818	3.94	38	.05	6,449	1.13	9,957	10.16
SIOUX RAPIDS	897	4.32	2,729	3.04	13,755	.54	20,767	21.19
ALTA	1,720	8.28	11,339	6.59	6,282	1.66	10,667	10.88
STORM LAKE	8,814	42.43	114,735	13.02	99,026	1.08	42,494	43.36
SERVED URBAN FOR COUNTY								
BUENA VISTA	14,100	67.87	142,222	10.09	151,577		98,005	
RURAL PATRONS FOR COUNTY								
	POP	PER CENT COUNTY POP	COUNTY DOLLARS	CNTY DOLLARS PER CAP				
BUENA VISTA	5,957	28.68	40,443	6.79				
NONLIBRARY INCORP AREAS FOR COUNTY								
	POP	PER CENT COUNTY POP						
BUENA VISTA	717	3.45						

REPORT FOR COUNTY BUTLER  
POPULATION 17,668

CITY	POP	PER CENT COUNTY POP	TOTAL INCOME	MUNIC PER CAP	ALL CIRC	UNIT COST CIRC	HOLDINGS	PER CENT COUNTY HOLD
APLINGTON	1,027	5.81	12,462	12.15	22,052	.82	10,494	11.72
ALLISON	1,132	6.41	13,793	12.18	30,502	.62	13,916	15.54
CLARKSVILLE	1,424	8.06	5,351	3.76	29,532	.28	11,074	12.37
NEW HARTFORD	764	4.32	4,396	5.75	6,060	.95	5,400	6.03
SHELL ROCK	1,478	8.37	10,458	7.08	14,235	.96	10,627	11.87
PARKERSBURG	1,968	11.14	15,533	7.89	29,378	.71	13,819	15.43
GREENE	1,332	7.54	32,367	24.30	33,501	1.21	16,585	18.52
DUMONT	815	4.61	9,060	11.12	17,336	.67	7,628	8.52
SERVED URBAN FOR COUNTY								
BUTLER	9,940	56.26	103,440	10.41	182,396		89,543	
RURAL PATRONS FOR COUNTY								
	POP	PER CENT COUNTY POP	COUNTY DOLLARS	CNTY DOLLARS PER CAP				
BUTLER	7,388	41.82	38,827	5.26				
NONLIBRARY INCORP AREAS FOR COUNTY								
	POP	PER CENT COUNTY POP						
BUTLER	340	1.92						



REPORT FOR COUNTY CALHOUN  
POPULATION 13,542

CITY	POP	PER CENT COUNTY POP	TOTAL INCOME	MUNIC PER CAP	ALL CIRC	UNIT COST CIRC	HOLDINGS	PER CENT COUNTY HOLD
SOMERS	220	1.62	00	-----	5,319		5,860	8.16
LOHRVILLE	521	3.85	6,784	13.02	7,266	1.39	9,785	13.62
ROCKWELL CITY	2,276	16.81	21,419	9.41	17,066	2.25	13,845	19.27
POMEROY	895	6.61	10,847	12.12	8,740	1.16	11,184	15.57
MANSON	1,924	14.21	20,116	10.46	27,041	1.22	13,211	18.39
LAKE CITY	2,006	14.81	72,985	36.38	20,974	1.49	17,965	25.00
SERVED URBAN FOR COUNTY								
CALHOUN	7,842	57.91	132,151	16.85	86,406		71,850	
RURAL PATRONS FOR COUNTY								
CALHOUN	5,531	40.84	33,298	6.02				
NONLIBRARY INCORP AREAS FOR COUNTY								
CALHOUN	169	1.25						

REPORT FOR COUNTY CARROLL  
POPULATION 22,951

CITY	POP	PER CENT COUNTY POP	TOTAL INCOME	MUNIC PER CAP	ALL CIRC	UNIT COST CIRC	HOLDINGS	PER CENT COUNTY HOLD
MANNING	1,609	7.01	7,000	4.35	11,951	1.30	12,402	12.51
COON RAPIDS	1,448	6.31	13,610	9.40	40,468	.44	19,779	19.96
CARROLL	9,705	42.29	107,817	11.11	132,168	1.09	66,926	67.53
SERVED URBAN FOR COUNTY								
CARROLL	12,762	55.61	128,427	10.06	184,587		99,107	
RURAL PATRONS FOR COUNTY								
CARROLL	6,899	30.06	35,000	5.07				
NONLIBRARY INCORP AREAS FOR COUNTY								
CARROLL	3,290	14.33						

REPORT FOR COUNTY CASS  
POPULATION 16,932

CITY	PDP	PER CENT COUNTY POP	TOTAL INCOME	MUNIC PER CAP	ALL CIRC	UNIT COST CIRC	HOLDINGS	PER CENT COUNTY HOLD
CUMBERLAND	351	2.07	2,484	7.08	5,437	.89	5,292	7.93
LEWIS	497	2.94	2,988	6.01	4,028	.78	74	.11
ANITA	1,153	6.81	22,650	19.64	12,616	.95	7,750	11.61
GRISHOLD	1,176	6.95	12,319	10.48	16,186	.78	12,925	19.37
MASSENA	518	3.06	2,655	5.13	5,500	1.00	3,886	5.82
ATLANTIC	7,789	46.00	54,841	7.04	80,223	.83	36,801	55.15

SERVED URBAN  
FOR COUNTY

CASS	11,484	67.82	97,937	8.53	123,990		66,728	
------	--------	-------	--------	------	---------	--	--------	--

RURAL PATRONS  
FOR COUNTY

PDP	PER CENT COUNTY POP	COUNTY DOLLARS	CNTY DOLLARS PER CAP	
CASS	5,580	32.96	18,432	3.30

NONLIBRARY INCORP AREAS  
FOR COUNTY

PDP	PER CENT COUNTY POP	
CASS	132	.78

REPORT FOR COUNTY CEDAR  
POPULATION 18,635

CITY	PDP	PER CENT COUNTY POP	TOTAL INCOME	MUNIC PER CAP	ALL CIRC	UNIT COST CIRC	HOLDINGS	PER CENT COUNTY HOLD
BENNETT	458	2.46	00	-----	2,770	5.08	2,590	2.93
TIPTON	3,055	16.39	39,122	12.81	36,280	1.23	23,050	26.08
WEST BRANCH	1,867	10.02	35,033	18.78	27,886	1.43	34,059	38.54
CLARENCE	1,001	5.37	13,203	13.19	6,929	1.42	7,683	8.69
LOWDEN	717	3.85	6,169	8.60	7,670	.95	6,002	6.79
STANWOOD	705	3.78	4,438	6.30	6,285	.66	6,577	7.44
MECHANICSVILLE	1,166	6.24	9,558	8.20	10,872	.93	8,405	9.51

SERVED URBAN  
FOR COUNTY

CEDAR	8,969	48.13	107,543	11.99	98,692		88,366	
-------	-------	-------	---------	-------	--------	--	--------	--

RURAL PATRONS  
FOR COUNTY

PDP	PER CENT COUNTY POP	COUNTY DOLLARS	CNTY DOLLARS PER CAP	
CEDAR	8,488	45.55	25,113	2.96

NONLIBRARY INCORP AREAS  
FOR COUNTY

PDP	PER CENT COUNTY POP	
CEDAR	1,178	6.32

REPORT FOR COUNTY CERRO GORDO  
POPULATION 48,458

CITY	POP	PER CENT COUNTY POP	TOTAL INCOME	MUNIC PER CAP	ALL CIRC	UNIT COST CIRC	HOLDINGS	PER CENT COUNTY HOLD
SHALEDAL	186	.38	2,515	13.52	6,661	1.09	3,598	1.93
THORNTON	442	.91	7,950	17.99	17,574	.66	8,533	4.58
MESERVEY	324	.67	4,578	14.13	6,749	1.09	6,965	3.74
ROCKWELL	1,039	2.14	5,301	5.10	16,950	.64	11,365	6.10
VENTURA	614	1.27	10,407	16.95	6,260	1.64	7,039	3.78
MASON CITY	30,144	62.21	430,017	14.27	291,534	1.58	100,427	53.94
CLEAR LAKE	7,458	15.39	131,327	17.61	116,497	1.07	48,248	25.92

SERVED URBAN  
FOR COUNTY

CERRO GORDO	40,207	82.97	592,095	14.73	462,225		186,175	
-------------	--------	-------	---------	-------	---------	--	---------	--

RURAL PATRONS  
FOR COUNTY

	POP	PER CENT COUNTY POP	COUNTY DOLLARS	CNTY DOLLARS PER CAP
CERRO GORDO	7,512	15.50	70,001	9.32

NONLIBRARY INCORP AREAS  
FOR COUNTY

	POP	PER CENT COUNTY POP
CERRO GORDO	739	1.53

REPORT FOR COUNTY CHEROKEE  
POPULATION 16,238

CITY	POP	PER CENT COUNTY POP	TOTAL INCOME	MUNIC PER CAP	ALL CIRC	UNIT COST CIRC	HOLDINGS	PER CENT COUNTY HOLD
CLEGHORN	275	1.69	12,184	44.31	3,524	1.10	4,507	6.94
QUIMBY	424	2.61	3,000	7.08	2,951	1.75	7,371	11.36
CHEROKEE	7,004	43.13	70,359	10.05	85,664	.94	28,511	43.92
AURELIA	1,143	7.04	11,325	9.91	10,549	1.19	10,375	15.98
MARCUS	1,206	7.43	23,973	19.88	14,888	1.37	14,148	21.80

SERVED URBAN  
FOR COUNTY

CHEROKEE	10,052	61.90	120,841	12.02	117,576		64,912	
----------	--------	-------	---------	-------	---------	--	--------	--

RURAL PATRONS  
FOR COUNTY

	POP	PER CENT COUNTY POP	COUNTY DOLLARS	CNTY DOLLARS PER CAP
CHEROKEE	5,654	34.82	11,700	2.07

NONLIBRARY INCORP AREAS  
FOR COUNTY

	POP	PER CENT COUNTY POP
CHEROKEE	722	4.45

REPORT FOR COUNTY CHICKASAW  
POPULATION 15,437

CITY	POP	PER CENT COUNTY POP	TOTAL INCOME	MUNIC PER CAP	ALL CIRC	UNIT COST CIRC	HOLDINGS	PER CENT COUNTY HOLD
NEW HAMPTON	3,940	25.52	30,664	7.78	42,493	.93	41,671	54.24
IONIA	350	2.27	1,914	5.47	5,242	1.26	5,291	6.89
ALTA VISTA	314	2.03	3,323	10.58	3,918	1.65	4,362	5.68
FREDERICKSBURG	1,075	6.96	5,532	5.15	10,618	.96	6,241	8.12
NASHUA	1,846	11.96	177,331	96.06	23,869	1.56	16,230	21.13
LAWLER	534	3.46	1,991	3.73	2,498	2.13	3,026	3.94

SERVED URBAN  
FOR COUNTY

CHICKASAW	8,059	52.21	220,755	27.39	88,638		76,821	
-----------	-------	-------	---------	-------	--------	--	--------	--

RURAL PATRONS  
FOR COUNTY

	POP	PER CENT COUNTY POP	COUNTY DOLLARS	CNTY DOLLARS PER CAP
CHICKASAW	7,108	46.05	25,000	3.52

NONLIBRARY INCORP AREAS  
FOR COUNTY

	POP	PER CENT COUNTY POP
CHICKASAW	270	1.75

REPORT FOR COUNTY CLARKE  
POPULATION 8,612

CITY	POP	PER CENT COUNTY POP	TOTAL INCOME	MUNIC PER CAP	ALL CIRC	UNIT COST CIRC	HOLDINGS	PER CENT COUNTY HOLD
MURRAY	703	8.16	4,200	5.97	1,320	3.16	4,667	22.63
OSCEOLA	3,750	43.54	16,044	4.28	55,692	.36	15,958	77.37

SERVED URBAN  
FOR COUNTY

CLARKE	4,453	51.71	20,244	4.55	57,012		20,625	
--------	-------	-------	--------	------	--------	--	--------	--

RURAL PATRONS  
FOR COUNTY

	POP	PER CENT COUNTY POP	COUNTY DOLLARS	CNTY DOLLARS PER CAP
CLARKE	3,952	45.89	4,417	1.12

NONLIBRARY INCORP AREAS  
FOR COUNTY

	POP	PER CENT COUNTY POP
CLARKE	207	2.40

REPORT FOR COUNTY CLAY  
POPULATION 19,576

CITY	POP	PER CENT COUNTY POP	TOTAL INCOME	MUNIC PER CAP	ALL CIRC	UNIT COST CIRC	HOLDINGS	PER CENT COUNTY HOLD
PETERSON	470	2.40	18,020	38.34	5,636	3.14	10,616	10.03
EVERLY	348	1.78	4,178	12.01	5,833	1.27	5,566	5.26
HEBB	222	1.13	1,792	8.07	4,288	1.16	7,708	7.29
ROYAL	522	2.67	322	.62	6,500	.08	4,451	4.21
SPENCER	11,726	59.90	178,010	15.18	123,954	1.48	77,464	73.21
SERVED URBAN FOR COUNTY								
CLAY	13,288	67.88	202,322	15.23	146,211		105,805	
RURAL PATRONS FOR COUNTY								
	POP	PER CENT COUNTY POP	COUNTY DOLLARS	CNTY DOLLARS PER CAP				
CLAY	5,451	27.85	23,751	4.36				
NONLIBRARY INCORP AREAS FOR COUNTY								
	POP	PER CENT COUNTY POP						
CLAY	837	4.28						

REPORT FOR COUNTY CLAYTON  
POPULATION 21,098

CITY	POP	PER CENT COUNTY POP	TOTAL INCOME	MUNIC PER CAP	ALL CIRC	UNIT COST CIRC	HOLDINGS	PER CENT COUNTY HOLD
ELKADER	1,688	8.00	19,354	11.47	15,532	1.65	11,693	11.32
GARNAVILLO	723	3.43	14,462	20.00	36,038	.66	18,817	18.22
MCGREGOR	945	4.48	20,304	21.49	37,462	.79	13,124	12.71
STRAWBERRY POINT	1,463	6.93	14,967	10.23	22,555	1.08	11,126	10.77
GUTTENBERG	2,428	11.51	13,294	5.48	17,384	.98	12,074	11.69
MONONA	1,530	7.25	10,404	6.80	15,576	1.03	15,497	15.01
FARMERSBURG	276	1.31	1,992	7.22	2,435	1.67	4,639	4.49
EDGEWOOD	900	4.27	6,235	6.93	19,963	.61	9,052	8.77
LITTLEPORT	106	.50	420	3.96	1,455	2.22	2,240	2.17
VOLGA	310	1.47	811	2.62	4,968	.83	5,006	4.85
SERVED URBAN FOR COUNTY								
CLAYTON	10,369	49.15	102,263	9.86	173,368		103,268	
RURAL PATRONS FOR COUNTY								
	POP	PER CENT COUNTY POP	COUNTY DOLLARS	CNTY DOLLARS PER CAP				
CLAYTON	9,799	46.45	71,810	7.33				
NONLIBRARY INCORP AREAS FOR COUNTY								
	POP	PER CENT COUNTY POP						
CLAYTON	930	4.41						

REPORT FOR COUNTY CLINTON  
POPULATION 57,122

CITY	POP	PER CENT COUNTY POP	TOTAL INCOME	MUNIC PER CAP	ALL CIRC	UNIT COST CIRC	HOLDINGS	PER CENT COUNTY HOLD
CALANUS	452	.79	600	1.33	1,000	.69	3,089	1.81
CLINTON	32,828	57.47	420,777	12.82	240,080	2.08	109,874	64.20
CAMANCHE	4,725	8.27	64,295	13.61	37,247	1.67	30,062	17.57
DEWITT	4,512	7.90	124,833	27.67	46,052	.79	16,292	9.52
LOST NATION	524	.92	2,005	3.83	5,065	.69	7,843	4.58
WHEATLAND	840	1.47	6,840	8.14	5,272	1.15	3,974	2.32

SERVED URBAN  
FOR COUNTY

CLINTON	43,881	76.82	619,350	14.11	334,714		171,134	
---------	--------	-------	---------	-------	---------	--	---------	--

RURAL PATRONS  
FOR COUNTY

	POP	PER CENT COUNTY POP	COUNTY DOLLARS	CNTY DOLLARS PER CAP
CLINTON	10,474	18.34	26,687	2.55

NONLIBRARY INCORP AREAS  
FOR COUNTY

	POP	PER CENT COUNTY POP
CLINTON	2,767	4.84

REPORT FOR COUNTY CRAWFORD  
POPULATION 18,935

CITY	POP	PER CENT COUNTY POP	TOTAL INCOME	MUNIC PER CAP	ALL CIRC	UNIT COST CIRC	HOLDINGS	PER CENT COUNTY HOLD
WESTSIDE	387	2.04	1,340	3.46	3,490	.86	3,679	5.98
CHARTER OAK	615	3.25	903	1.47	3,361	1.62	5,144	8.36
DENISON	6,675	35.25	90,821	13.61	96,742	.84	35,846	58.29
SCHLESWIG	868	4.58	3,669	4.23	3,288	1.64	10,337	16.81
MANILLA	1,020	5.39	1,410	1.38	5,682	.57	6,491	10.55

SERVED URBAN  
FOR COUNTY

CRAWFORD	9,565	50.51	98,143	10.26	112,563		61,497	
----------	-------	-------	--------	-------	---------	--	--------	--

RURAL PATRONS  
FOR COUNTY

	POP	PER CENT COUNTY POP	COUNTY DOLLARS	CNTY DOLLARS PER CAP
CRAWFORD	7,103	37.51	14,000	1.97

NONLIBRARY INCORP AREAS  
FOR COUNTY

	POP	PER CENT COUNTY POP
CRAWFORD	2,267	11.97

REPORT FOR COUNTY DECATUR  
POPULATION 9,794

CITY	POP	PER CENT COUNTY POP	TOTAL INCOME	MUNIC PER CAP	ALL CIRC	UNIT COST CIRC	HOLDINGS	PER CENT COUNTY HOLD
GARDEN GROVE	297	3.03	19	.06	1,922	.93	8,266	18.96
LAMDNI	2,705	27.62	33,426	12.36	33,672	1.10	18,968	43.51
LEON	2,094	21.38	23,106	11.03	22,055	1.35	16,357	37.52
SERVED URBAN FOR COUNTY								
DECATUR	5,096	52.03	56,551	11.10	57,649		43,591	
RURAL PATRONS FOR COUNTY								
	POP	PER CENT COUNTY POP	COUNTY DOLLARS	CNTY DOLLARS PER CAP				
DECATUR	3,446	35.18	9,137	2.65				
NONLIBRARY INCORP AREAS FOR COUNTY								
	POP	PER CENT COUNTY POP						
DECATUR	1,252	12.78						

REPORT FOR COUNTY DELAWARE  
POPULATION 18,933

CITY	POP	PER CENT COUNTY POP	TOTAL INCOME	MUNIC PER CAP	ALL CIRC	UNIT COST CIRC	HOLDINGS	PER CENT COUNTY HOLD
MANCHESTER	4,942	26.10	72,381	14.65	86,556	.89	45,258	67.75
EARLVILLE	844	4.46	6,375	7.55	10,249	1.05	7,665	11.47
COLESBURG	463	2.45	4,025	8.69	2,461	1.23	2,142	5.21
HOPKINTON	774	4.09	5,004	6.47	5,639	1.41	7,236	10.83
DELHI	511	2.70	4,184	8.19	4,901	1.30	4,498	6.73
SERVED URBAN FOR COUNTY								
DELAWARE	7,534	39.79	91,969	12.21	109,806		66,799	
RURAL PATRONS FOR COUNTY								
	POP	PER CENT COUNTY POP	COUNTY DOLLARS	CNTY DOLLARS PER CAP				
DELAWARE	9,578	50.59	20,546	2.15				
NONLIBRARY INCORP AREAS FOR COUNTY								
	POP	PER CENT COUNTY POP						
DELAWARE	1,821	9.62						

REPORT FOR COUNTY DES MOINES  
POPULATION 46,203

CITY	POP	PER CENT COUNTY POP	TOTAL INCOME	MUNIC PER CAP	ALL CIRC	UNIT COST CIRC	HOLDINGS	PER CENT COUNTY HOLD
BURLINGTON	29,529	63.91	420,551	14.24	236,503	1.69	90,889	80.08
MEDIAPOLIS	1,685	3.65	9,510	5.64	10,825	1.65	22,608	19.92
SERVED URBAN FOR COUNTY								
DES MOINES	31,214	67.56	430,061	13.78	247,328		113,497	
RURAL PATRONS FOR COUNTY								
DES MOINES	13,007	28.15	33,402	2.57				
NONLIBRARY INCORP AREAS FOR COUNTY								
DES MOINES	1,982	4.29						

REPORT FOR COUNTY DICKINSON  
POPULATION 15,629

CITY	POP	PER CENT COUNTY POP	TOTAL INCOME	MUNIC PER CAP	ALL CIRC	UNIT COST CIRC	HOLDINGS	PER CENT COUNTY HOLD
LAKE PARK	1,123	7.19	9,816	8.74	7,668	1.41	5,621	7.01
MILFORD	2,076	13.28	96,516	46.49	11,428	1.51	14,518	18.12
ARNOLDS PARK	1,051	6.72	6,621	6.30	13,797	.83	12,753	15.91
SPIRIT LAKE	3,976	25.44	69,256	17.42	65,078	.83	32,558	40.63
TERRIL	420	2.69	6,672	15.89	6,826	1.51	14,690	18.33
SERVED URBAN FOR COUNTY								
DICKINSON	8,646	55.32	188,881	21.85	104,797		80,140	
RURAL PATRONS FOR COUNTY								
DICKINSON	4,883	31.24	29,890	6.12				
NONLIBRARY INCORP AREAS FOR COUNTY								
DICKINSON	2,100	13.44						



REPORT FOR COUNTY DUBUQUE  
POPULATION 95,745

CITY	POP	PER CENT COUNTY POP	TOTAL INCME	MUNIC PER CAP	ALL CIRC	UNIT COST CIRC	HOLDINGS	PER CENT COUNTY HOLD
DUBUQUE	62,321	66.48	1,202,685	19.30	626,486	1.90	38,755	53.29
DYERSVILLE	3,825	4.08	39,958	10.45	50,144	.79	21,132	29.06
CASCADE	1,912	2.04	24,197	12.66	23,493	.95	12,832	17.65

SERVED URBAN  
FOR COUNTY

DUBUQUE	68,058	72.60	1,266,840	18.61	500,123		72,719	
---------	--------	-------	-----------	-------	---------	--	--------	--

RURAL PATRONS  
FOR COUNTY

	POP	PER CENT COUNTY POP	COUNTY DOLLARS	CNTY DOLLARS PER CAP
DUBUQUE	18,682	19.93	7,666	.41

NONLIBRARY INCORP AREAS  
FOR COUNTY

	POP	PER CENT COUNTY POP
DUBUQUE	7,005	7.47

REPORT FOR COUNTY EMMET  
POPULATION 15,336

CITY	POP	PER CENT COUNTY POP	TOTAL INCME	MUNIC PER CAP	ALL CIRC	UNIT COST CIRC	HOLDINGS	PER CENT COUNTY HOLD
ESTHERVILLE	7,518	56.37	125,050	16.63	94,223	1.26	48,088	67.68
RINGSTED	557	4.18	7,753	13.92	6,567	1.28	7,332	10.52
ARMSTRONG	1,153	8.65	8,746	7.59	19,966	.74	15,629	22.00

SERVED URBAN  
FOR COUNTY

EMMET	9,228	69.20	141,549	15.34	120,756		71,049	
-------	-------	-------	---------	-------	---------	--	--------	--

RURAL PATRONS  
FOR COUNTY

	POP	PER CENT COUNTY POP	COUNTY DOLLARS	CNTY DOLLARS PER CAP
EMMET	3,582	26.86	14,700	4.10

NONLIBRARY INCORP AREAS  
FOR COUNTY

	POP	PER CENT COUNTY POP
EMMET	526	3.94

REPORT FOR COUNTY FAYETTE  
POPULATION 25,488

CITY	POP	PER CENT COUNTY POP	TOTAL INCOME	MUNIC PER CAP	ALL CIRC	UNIT COST CIRC	HOLDINGS	PER CENT COUNTY HOLD
WEST UNION	2,783	10.92	32,423	11.65	31,531	1.02	36,496	24.21
DELWEIN	7,564	29.68	74,651	9.87	117,761	.77	41,056	27.24
HAWKEYE	512	2.01	8,932	17.45	7,116	1.48	7,161	4.75
MAYNARD	561	2.20	42,632	75.99	5,683	1.17	4,448	2.95
FAYETTE	1,515	5.94	23,101	15.25	11,779	1.68	18,013	11.95
WESTGATE	263	1.03	3,950	15.02	10,731	.56	7,843	5.20
ARLINGTON	498	1.95	5,543	11.15	6,385	1.34	3,511	2.33
ELGIN	702	2.75	6,538	9.31	24,736	.46	14,080	9.34
CLERMONT	602	2.36	5,663	9.41	8,555	.98	5,056	3.34
HAUCOMA	308	1.21	15,274	49.59	4,439	5.78	5,896	3.91
WADENA	230	.90	1,321	5.74	6,558	.64	7,191	4.77
SERVED URBAN FOR COUNTY								
FAYETTE	15,538	60.96	220,028	14.16	235,274		150,731	
RURAL PATRONS FOR COUNTY								
FAYETTE	10,902	42.77	29,848	2.74				
NONLIBRARY INCORP AREAS FOR COUNTY								
FAYETTE	952	3.74						

REPORT FOR COUNTY FLOYD  
POPULATION 19,597

CITY	POP	PER CENT COUNTY POP	TOTAL INCOME	MUNIC PER CAP	ALL CIRC	UNIT COST CIRC	HOLDINGS	PER CENT COUNTY HOLD
CHARLES CITY	8,778	44.79	150,508	17.15	124,989	1.18	0	.00
ROCKFORD	1,012	5.16	3,851	3.81	16,379	.87	7,396	25.45
MOIRA SPRINGS	1,572	8.02	9,580	6.09	11,599	1.61	11,106	38.22
RUDD	460	2.35	4,134	8.99	12,061	.89	6,060	20.85
MARBLE ROCK	419	2.14	5,699	13.60	6,471	1.85	4,498	15.48
SERVED URBAN FOR COUNTY								
FLOYD	12,241	62.46	173,772	14.20	171,499		29,060	
RURAL PATRONS FOR COUNTY								
FLOYD	4,857	34.99	60,182	8.78				
NONLIBRARY INCORP AREAS FOR COUNTY								
FLOYD	499	2.55						

REPORT FOR COUNTY FRANKLIN  
POPULATION 13,056

CITY	POP	PER CENT COUNTY POP	TOTAL INCOME	MUNIC PER CAP	ALL CIRC	UNIT COST CIRC	HOLDINGS	PER CENT COUNTY HOLD
COULTER	264	2.03	2,655	9.98	7,240	1.27	6,000	10.18
ALEXANDER	190	1.46	4,700	24.74	8,763	1.81	11,418	19.37
SHEFFIELD	1,224	9.39	71,288	58.24	16,365	1.57	9,973	16.92
HAMPTON	4,630	35.52	133,362	28.80	63,891	1.71	31,550	53.53
SERVED URBAN FOR COUNTY								
FRANKLIN	6,308	48.39	211,985	33.61	96,259		58,941	
RURAL PATRONS FOR COUNTY								
FRANKLIN	5,614	43.07	67,766	12.07				
NONLIBRARY INCORP AREAS FOR COUNTY								
FRANKLIN	1,114	8.55						

REPORT FOR COUNTY FREMONT  
POPULATION 9,401

CITY	POP	PER CENT COUNTY POP	TOTAL INCOME	MUNIC PER CAP	ALL CIRC	UNIT COST CIRC	HOLDINGS	PER CENT COUNTY HOLD
SIDNEY	1,308	13.91	2,406	1.84	4,082	1.29	4,466	22.47
TADOR	1,088	11.57	1,095	1.03	4,041	1.64	6,140	30.89
HAMBURG	1,597	16.99	9,143	5.73	21,192	.71	9,268	46.63
SERVED URBAN FOR COUNTY								
FREMONT	3,993	42.47	12,644	3.17	29,315		19,874	
RURAL PATRONS FOR COUNTY								
FREMONT	3,952	42.04	20,137	5.10				
NONLIBRARY INCORP AREAS FOR COUNTY								
FREMONT	1,456	15.49						

REPORT FOR COUNTY GREENE  
POPULATION 12,119

CITY	POP	PER CENT COUNTY POP	TOTAL INCOME	MUNIC PER CAP	ALL CIRC	UNIT COST CIRC	HOLDINGS	PER CENT COUNTY HOLD
PATON	291	2.40	2,979	10.24	7,889	.75	12,283	13.08
RIPPEY	304	2.51	10,054	33.07	7,761	1.27	11,478	12.22
CHURDAN	540	4.46	8,664	16.05	26,967	.76	12,937	13.77
SCRANTON	748	6.17	12,545	16.77	22,589	.69	10,326	10.99
GRAND JCT	970	8.00	750	.77	12,506	.75	9,703	10.33
JEFFERSON	4,854	40.05	89,221	18.38	64,056	1.82	37,204	39.61

SERVED URBAN  
FOR COUNTY

GREENE	7,707	63.59	124,215	16.12	141,768		93,931	
--------	-------	-------	---------	-------	---------	--	--------	--

RURAL PATRONS  
FOR COUNTY

	POP	PER CENT COUNTY POP	COUNTY DOLLARS	CNTY DOLLARS PER CAP
GREENE	4,296	35.45	31,527	7.34

NONLIBRARY INCORP AREAS  
FOR COUNTY

	POP	PER CENT COUNTY POP
GREENE	116	.96

REPORT FOR COUNTY GRUNDY  
POPULATION 14,366

CITY	POP	PER CENT COUNTY POP	TOTAL INCOME	MUNIC PER CAP	ALL CIRC	UNIT COST CIRC	HOLDINGS	PER CENT COUNTY HOLD
DIKE	987	6.87	6,619	6.71	12,880	1.07	8,007	11.15
HILLSBURG	761	5.30	9,131	12.00	7,800	1.35	10,174	14.17
BEAMAN	219	1.52	5,654	25.82	5,582	2.31	5,973	8.32
REINBECK	1,808	12.59	24,417	13.50	25,121	1.19	11,601	16.16
GRUNDY CENTER	2,880	20.05	45,269	15.72	45,805	1.23	18,416	25.65
CONRAD	1,133	7.89	34,771	30.69	26,231	1.67	17,613	24.54

SERVED URBAN  
FOR COUNTY

GRUNDY	7,788	54.21	125,861	16.16	123,419		71,784	
--------	-------	-------	---------	-------	---------	--	--------	--

RURAL PATRONS  
FOR COUNTY

	POP	PER CENT COUNTY POP	COUNTY DOLLARS	CNTY DOLLARS PER CAP
GRUNDY	5,964	41.51	65,287	10.95

NONLIBRARY INCORP AREAS  
FOR COUNTY

	POP	PER CENT COUNTY POP
GRUNDY	614	4.27

REPORT FOR COUNTY GUTHRIE  
POPULATION 11,983

CITY	POP	PER CENT COUNTY POP	TOTAL INCOME	MUNIC PER CAP	ALL CIRC	UNIT COST CIRC	HOLDINGS	PER CENT COUNTY HOLD
JAMAICA	275	2.29	1,068	3.88	4,545	1.58	5,665	5.92
MENLO	410	3.42	5,258	12.82	8,680	.81	8,379	8.75
BAGLEY	370	3.09	1,994	5.39	2,394	3.80	6,566	6.86
CASEY	473	3.95	4,000	8.46	5,895	1.53	7,650	7.99
BAYARD	637	5.32	12,598	19.78	15,200	1.18	16,765	17.52
GUTHRIE CENTER	1,713	14.30	23,101	13.49	40,284	.96	22,568	23.58
STUART	1,650	13.77	10,784	6.54	38,304	.39	16,529	17.27
PANGRA	1,211	10.11	9,114	7.53	25,077	.66	11,593	12.11

SERVED URBAN  
FOR COUNTY

GUTHRIE	6,739	56.24	67,917	10.08	140,379		95,715	
---------	-------	-------	--------	-------	---------	--	--------	--

RURAL PATRONS  
FOR COUNTY

	POP	PER CENT COUNTY POP	COUNTY DOLLARS	CNTY DOLLARS PER CAP
GUTHRIE	5,416	45.20	37,258	6.88

NONLIBRARY INCORP AREAS  
FOR COUNTY

	POP	PER CENT COUNTY POP
GUTHRIE	172	1.44

REPORT FOR COUNTY HAMILTON  
POPULATION 17,862

CITY	POP	PER CENT COUNTY POP	TOTAL INCOME	MUNIC PER CAP	ALL CIRC	UNIT COST CIRC	HOLDINGS	PER CENT COUNTY HOLD
JENELL	1,145	6.41	16,866	14.73	8,416	2.44	6,940	8.32
STRATFORD	806	4.51	6,000	4.96	7,604	1.24	3,991	4.78
WILLIAMS	410	2.30	1,275	3.11	9,591	.25	9,452	11.33
ELLSWORTH	480	2.69	37,391	119.56	5,288	3.72	8,652	10.37
STANHOPE	492	2.75	3,751	7.62	7,215	1.25	8,961	10.74
WEBSTER CITY	8,372	47.99	195,506	22.81	95,023	2.11	65,424	54.45

SERVED URBAN  
FOR COUNTY

HAMILTON	11,905	66.65	278,787	23.42	133,137		83,420	
----------	--------	-------	---------	-------	---------	--	--------	--

RURAL PATRONS  
FOR COUNTY

	POP	PER CENT COUNTY POP	COUNTY DOLLARS	CNTY DOLLARS PER CAP
HAMILTON	5,304	29.69	30,025	5.66

NONLIBRARY INCORP AREAS  
FOR COUNTY

	POP	PER CENT COUNTY POP
HAMILTON	653	3.66

REPORT FOR COUNTY HANCOCK  
POPULATION 13,835

CITY	POP	PER CENT COUNTY POP	TOTAL INCOME	MUNIC PER CAP	ALL CIRC	UNIT COST CIRC	HOLDINGS	PER CENT COUNTY HOLD
CORWITH	480	3.47	5,112	10.65	9,761	1.99	6,638	10.05
HODEN	287	2.07	4,293	14.96	5,439	1.39	4,948	7.49
KLEMME	620	4.48	12,884	20.78	8,007	2.37	6,410	9.70
KANAMHA	756	5.47	6,194	8.19	11,171	.69	10,770	16.30
GARNER	2,908	21.02	39,106	13.45	30,379	1.80	18,521	28.03
BRITT	2,185	15.80	12,602	5.77	9,635	2.09	18,787	28.43
SERVED URBAN FOR COUNTY								
HANCOCK	7,236	52.31	80,191	11.08	74,392		66,074	
RURAL PATRONS FOR COUNTY								
HANCOCK	5,763	41.66	46,373	8.05				
NONLIBRARY INCORP AREAS FOR COUNTY								
HANCOCK	884	6.39						

REPORT FOR COUNTY HARDIN  
POPULATION 21,776

CITY	POP	PER CENT COUNTY POP	TOTAL INCOME	MUNIC PER CAP	ALL CIRC	UNIT COST CIRC	HOLDINGS	PER CENT COUNTY HOLD
ACKLEY	1,900	8.73	4,214	2.22	18,552	1.57	17,461	12.04
ELDORA	3,063	14.07	44,424	14.50	33,894	1.80	16,141	11.13
UNION	515	2.36	18,191	35.32	28,031	.97	19,057	13.14
HUBBARD	852	3.91	4,004	4.70	15,440	1.42	14,093	9.72
ALDEN	953	4.38	13,550	14.22	15,093	1.59	8,155	5.62
RADCLIFFE	593	2.72	9,179	15.48	19,010	1.13	6,926	4.77
STEAMBOAT ROCK	387	1.78	3,847	9.94	12,835	1.11	10,042	6.92
IOHA FALLS	6,174	28.35	92,018	14.90	80,082	1.34	53,175	36.66
SERVED URBAN FOR COUNTY								
HARDIN	14,437	66.30	189,427	13.12	222,937		145,050	
RURAL PATRONS FOR COUNTY								
HARDIN	6,772	31.10	107,454	15.87				
NONLIBRARY INCORP AREAS FOR COUNTY								
HARDIN	567	2.60						

REPORT FOR COUNTY HARRISON  
POPULATION 16,348

CITY	POP	PER CENT COUNTY POP	TOTAL INCOME	MUNIC PER CAP	ALL CIRC	UNIT COST CIRC	HOLDINGS	PER CENT COUNTY HOLD
MODALE	373	2.28	8,198	21.98	4,880	1.90	6,688	9.54
MONDAMIN	423	2.59	4,620	10.92	10,253	.56	10,384	14.81
LOGAN	1,540	9.42	24,447	15.87	20,084	.99	13,725	19.57
DUNLAP	1,374	8.40	15,590	11.35	15,177	.94	1,857	2.65
MISSOURI VALLEY	3,107	19.01	43,809	14.10	27,806	1.41	22,054	31.45
MOODBINE	1,463	8.95	13,744	9.39	18,533	.96	15,415	21.98

SERVED URBAN  
FOR COUNTY

HARRISON	8,280	50.65	110,408	13.33	96,733		70,123	
----------	-------	-------	---------	-------	--------	--	--------	--

RURAL PATRONS  
FOR COUNTY

	POP	PER CENT COUNTY POP	COUNTY DOLLARS	CNTY DOLLARS PER CAP
HARRISON	6,948	42.50	20,100	2.89

NONLIBRARY INCORP AREAS  
FOR COUNTY

	POP	PER CENT COUNTY POP
HARRISON	1,120	6.85

REPORT FOR COUNTY HENRY  
POPULATION 18,890

CITY	POP	PER CENT COUNTY POP	TOTAL INCOME	MUNIC PER CAP	ALL CIRC	UNIT COST CIRC	HOLDINGS	PER CENT COUNTY HOLD
MT PLEASANT	7,322	38.76	97,108	13.26	74,280	1.33	39,795	59.55
NEW LONDON	2,043	10.82	36,228	17.73	31,443	1.52	1,297	1.94
WINFIELD	1,042	5.52	10,374	9.96	13,261	1.08	15,120	22.62
HILLSBORO	208	1.10	811	3.90	3,242	.89	3,077	4.60
SALEM	463	2.45	2,436	5.26	13,086	.34	7,562	11.31

SERVED URBAN  
FOR COUNTY

HENRY	11,078	58.64	146,957	13.27	137,312		66,851	
-------	--------	-------	---------	-------	---------	--	--------	--

RURAL PATRONS  
FOR COUNTY

	POP	PER CENT COUNTY POP	COUNTY DOLLARS	CNTY DOLLARS PER CAP
HENRY	6,577	34.82	28,040	4.26

NONLIBRARY INCORP AREAS  
FOR COUNTY

	POP	PER CENT COUNTY POP
HENRY	1,235	6.54

REPORT FOR COUNTY HOWARD  
POPULATION 11,114

CITY	POP	PER CENT COUNTY PDP	TOTAL INCOME	MUNIC PER CAP	ALL CIRC	UNIT COST CIRC	HOLDINGS	PER CENT COUNTY HOLD
LIME SPRINGS	476	4.28	6,165	12.95	13,307	.59	6,380	16.70
ELMA	714	6.42	5,634	7.89	9,148	.99	9,703	25.40
CRESCO	3,860	34.73	54,578	14.09	62,078	1.06	22,120	57.90

SERVED URBAN  
FOR COUNTY

HOWARD	5,050	45.44	66,177	13.10	84,533		38,203	
--------	-------	-------	--------	-------	--------	--	--------	--

RURAL PATRONS  
FOR COUNTY

	PDP	PER CENT COUNTY PDP	COUNTY DOLLARS	CNTY DOLLARS PER CAP
HOWARD	5,165	46.47	13,013	2.52

NONLIBRARY INCORP AREAS  
FOR COUNTY

	PDP	PER CENT COUNTY PDP
HOWARD	899	8.09

REPORT FOR COUNTY HUMBOLDT  
POPULATION 12,246

CITY	POP	PER CENT COUNTY PDP	TOTAL INCOME	MUNIC PER CAP	ALL CIRC	UNIT COST CIRC	HOLDINGS	PER CENT COUNTY HOLD
BODE	406	3.32	3,000	7.39	5,664	1.67	2,523	5.52
RENWICK	410	3.35	1,758	4.29	4,385	2.01	8,326	18.20
HUMBOLDT	4,794	39.15	82,589	17.23	89,856	.99	27,112	59.27
LIVERMORE	490	4.00	8,592	17.53	12,081	1.33	7,780	17.01

SERVED URBAN  
FOR COUNTY

HUMBOLDT	6,100	49.81	95,939	15.73	111,986		45,741	
----------	-------	-------	--------	-------	---------	--	--------	--

RURAL PATRONS  
FOR COUNTY

	PDP	PER CENT COUNTY PDP	COUNTY DOLLARS	CNTY DOLLARS PER CAP
HUMBOLDT	4,887	39.91	24,852	5.09

NONLIBRARY INCORP AREAS  
FOR COUNTY

	PDP	PER CENT COUNTY PDP
HUMBOLDT	1,259	10.28



REPORT FOR COUNTY IDA  
POPULATION 8,908

CITY	POP	PER CENT COUNTY POP	TOTAL INCOME	MUNIC PER CAP	ALL CIRC	UNIT COST CIRC	HOLDINGS	PER CENT COUNTY HOLD
ARTHUR	288	3.23	2,402	8.34	2,309	1.72	2,955	7.88
GALVA	420	4.71	3,074	7.32	6,383	.83	5,027	13.40
HOLSTEIN	1,477	16.58	26,565	17.99	31,562	.75	17,044	45.43
IDA GROVE	2,285	25.65	28,928	12.66	31,060	1.05	12,493	33.30
SERVED URBAN FOR COUNTY								
IDA	4,470	50.18	60,969	13.64	71,314		37,519	
RURAL PATRONS FOR COUNTY								
IDA	3,519	39.50	12,231	3.48				
NONLIBRARY INCORP AREAS FOR COUNTY								
IDA	919	10.32						

REPORT FOR COUNTY IOWA  
POPULATION 15,429

CITY	POP	PER CENT COUNTY POP	TOTAL INCOME	MUNIC PER CAP	ALL CIRC	UNIT COST CIRC	HOLDINGS	PER CENT COUNTY HOLD
WILLIAMSBURG	2,033	13.18	27,728	13.64	34,079	.86	20,527	36.60
NORTH ENGLISH	990	6.42	16,331	16.50	18,261	1.06	12,626	22.51
MARENGO	2,308	14.96	32,356	14.02	31,791	1.04	11,540	20.58
VICTOR	1,046	6.78	9,683	9.26	7,298	1.89	11,389	20.31
SERVED URBAN FOR COUNTY								
IOWA	6,377	41.33	86,098	13.50	91,429		56,082	
RURAL PATRONS FOR COUNTY								
IOWA	8,512	55.17	46,701	5.49				
NONLIBRARY INCORP AREAS FOR COUNTY								
IOWA	540	3.50						

REPORT FOR COUNTY JACKSON  
POPULATION 22,503

CITY	POP	PER CENT COUNTY POP	TOTAL INCOME	MUNIC PER CAP	ALL CIRC	UNIT COST CIRC	HOLDINGS	PER CENT COUNTY HOLD
SABULA	824	3.66	16,212	19.67	14,858	1.19	11,220	17.69
PRESTON	1,120	4.98	10,840	9.68	15,624	1.07	12,760	20.12
BELLEVUE	2,450	10.89	57,968	23.66	34,428	1.27	15,508	24.45
MAQUOKETA	6,313	28.05	76,352	12.09	58,334	1.42	23,940	37.74

SERVED URBAN  
FOR COUNTY

JACKSON	10,707	47.58	161,372	15.07	123,244		63,428	
---------	--------	-------	---------	-------	---------	--	--------	--

RURAL PATRONS  
FOR COUNTY

	POP	PER CENT COUNTY POP	COUNTY DOLLARS	CNTY DOLLARS PER CAP
JACKSON	9,574	42.55	37,113	3.88

NONLIBRARY INCORP AREAS  
FOR COUNTY

	POP	PER CENT COUNTY POP
JACKSON	2,222	9.87

REPORT FOR COUNTY JASPER  
POPULATION 36,425

CITY	POP	PER CENT COUNTY POP	TOTAL INCOME	MUNIC PER CAP	ALL CIRC	UNIT COST CIRC	HOLDINGS	PER CENT COUNTY HOLD
NEWTON	15,292	41.98	233,603	15.28	150,706	1.48	82,330	100.00

SERVED URBAN  
FOR COUNTY

JASPER	15,292	41.98	233,603	15.28	150,706		82,330	
--------	--------	-------	---------	-------	---------	--	--------	--

RURAL PATRONS  
FOR COUNTY

	POP	PER CENT COUNTY POP	COUNTY DOLLARS	CNTY DOLLARS PER CAP
JASPER	11,983	32.90	00	.00

NONLIBRARY INCORP AREAS  
FOR COUNTY

	POP	PER CENT COUNTY POP
JASPER	9,150	25.12

REPORT FOR COUNTY JEFFERSON  
POPULATION 16,316

CITY	POP	PER CENT COUNTY POP	TOTAL INCOME	MUNIC PER CAP	ALL CIRC	UNIT COST CIRC	HOLDINGS	PER CENT COUNTY HOLD
PACKHOOD	210	1.29	1,678	7.99	3,100	.33	5,571	6.71
BATAVIA	525	3.22	1,111	2.12	5,636	.45	5,594	6.73
FAIRFIELD	9,428	57.78	162,614	17.25	198,051	.93	71,899	86.56
SERVED URBAN FOR COUNTY								
JEFFERSON	10,163	62.29	165,403	16.28	206,787		83,064	
RURAL PATRONS FOR COUNTY								
	POP	PER CENT COUNTY POP	COUNTY DOLLARS	CNTY DOLLARS PER CAP				
JEFFERSON	5,450	33.40	30,500	5.60				
NONLIBRARY INCORP AREAS FOR COUNTY								
	POP	PER CENT COUNTY POP						
JEFFERSON	723	4.43						

REPORT FOR COUNTY JOHNSON  
POPULATION 81,717

CITY	POP	PER CENT COUNTY POP	TOTAL INCOME	MUNIC PER CAP	ALL CIRC	UNIT COST CIRC	HOLDINGS	PER CENT COUNTY HOLD
CORALVILLE	7,687	9.41	172,162	22.40	116,814	1.34	56,033	24.10
IOWA CITY	50,508	61.81	1,140,462	22.58	647,292	1.86	159,067	68.43
SOLOM	969	1.19	9,300	9.60	9,648	1.15	9,131	3.93
OXFORD	676	.83	1,588	2.35	5,902	.61	8,235	3.54
SERVED URBAN FOR COUNTY								
JOHNSON	59,840	73.23	1,323,512	22.12	779,656		232,466	
RURAL PATRONS FOR COUNTY								
	POP	PER CENT COUNTY POP	COUNTY DOLLARS	CNTY DOLLARS PER CAP				
JOHNSON	15,847	19.39	136,534	8.62				
NONLIBRARY INCORP AREAS FOR COUNTY								
	POP	PER CENT COUNTY POP						
JOHNSON	6,030	7.38						

REPORT FOR COUNTY JONES  
POPULATION 20,401

CITY	POP	PER CENT COUNTY POP	TOTAL INCOME	MUNIC PER CAP	ALL CIRC	UNIT COST CIRC	HOLDINGS	PER CENT COUNTY HOLD
OXFORD JUNCTION	600	2.94	4,060	6.77	5,760	1.07	4,133	6.10
WYOMING	702	3.44	7,481	10.66	9,472	1.01	8,345	12.31
DLIN	735	3.60	5,091	6.93	2,525	1.93	7,243	10.69
ANAMOSA	4,958	24.30	49,979	10.08	26,002	1.22	15,502	22.87
MONTICELLO	3,641	17.85	47,975	13.18	33,581	1.18	14,986	22.11
MARTELLE	314	1.55	3,516	11.15	2,913	1.86	5,152	7.60
MORLEY	94	.46	2,322	24.70	2,056	1.67	12,424	18.33

SERVED URBAN  
FOR COUNTY

JONES	11,046	54.14	120,424	10.90	82,309		67,785	
-------	--------	-------	---------	-------	--------	--	--------	--

RURAL PATRONS  
FOR COUNTY

	POP	PER CENT COUNTY POP	COUNTY DOLLARS	CNTY DOLLARS PER CAP
JONES	8,555	41.93	23,750	2.78

NONLIBRARY INCORP AREAS  
FOR COUNTY

	POP	PER CENT COUNTY POP
JONES	800	3.92

REPORT FOR COUNTY KEOKUK  
POPULATION 12,921

CITY	POP	PER CENT COUNTY POP	TOTAL INCOME	MUNIC PER CAP	ALL CIRC	UNIT COST CIRC	HOLDINGS	PER CENT COUNTY HOLD
WHAT CHEER	803	6.21	3,983	4.96	2,344	2.42	1,960	4.17
HEDRICK	847	6.56	3,390	4.00	6,485	.75	6,513	13.87
RICHLAND	600	4.64	6,847	11.41	5,851	2.05	8,257	17.59
SIGOURNEY	2,330	18.03	24,925	10.70	29,822	.85	14,274	30.40
KEOKUK	1,034	8.00	14,898	14.41	12,728	1.18	10,840	23.09
SOUTH ENGLISH	211	1.63	6,656	31.55	5,269	.64	5,109	10.88

SERVED URBAN  
FOR COUNTY

KEOKUK	5,825	45.08	60,699	10.42	62,499		46,953	
--------	-------	-------	--------	-------	--------	--	--------	--

RURAL PATRONS  
FOR COUNTY

	POP	PER CENT COUNTY POP	COUNTY DOLLARS	CNTY DOLLARS PER CAP
KEOKUK	5,278	40.85	19,538	3.70

NONLIBRARY INCORP AREAS  
FOR COUNTY

	POP	PER CENT COUNTY POP
KEOKUK	1,818	14.07

REPORT FOR COUNTY KOSSUTH  
 POPULATION 21,891

CITY	POP	PER CENT COUNTY POP	TOTAL INCOME	MUNIC PER CAP	ALL CIRC	UNIT COST CIRC	HOLDINGS	PER CENT COUNTY HOLD
ALGONA	6,289	28.73	110,975	17.65	124,441	1.09	32,722	25.56
LU VERNE	418	1.91	7,447	17.82	9,453	1.21	9,472	7.40
LAKOTA	330	1.51	2,563	7.77	7,179	1.36	7,014	5.48
LEDYARD	215	.98	1,800	8.37	4,276	1.91	7,088	5.54
BANCROFT	1,082	4.94	14,553	13.45	22,628	.92	15,352	11.99
SMEA CITY	813	3.71	9,084	11.18	21,617	.69	17,828	13.93
TITONKA	607	2.77	5,185	8.54	14,106	.76	8,254	6.45
BURT	689	3.15	2,453	3.56	5,251	2.73	6,957	5.43
WHITTEMORE	647	2.96	30,164	46.62	21,290	1.02	10,403	8.13
WESLEY	598	2.73	5,775	9.66	5,954	1.95	9,268	7.24
FENTON	394	1.80	4,010	10.18	4,638	2.00	3,660	2.86

 SERVED URBAN  
 FOR COUNTY

KOSSUTH	12,082	55.19	194,011	16.06	240,833		128,018	
---------	--------	-------	---------	-------	---------	--	---------	--

 RURAL PATRONS  
 FOR COUNTY

	POP	PER CENT COUNTY POP	COUNTY DOLLARS	CNTY DOLLARS PER CAP
KOSSUTH	9,691	44.27	80,777	8.34

 NONLIBRARY INCORP AREAS  
 FOR COUNTY

	POP	PER CENT COUNTY POP
KOSSUTH	118	.54

 REPORT FOR COUNTY LEE  
 POPULATION 43,106

CITY	POP	PER CENT COUNTY POP	TOTAL INCOME	MUNIC PER CAP	ALL CIRC	UNIT COST CIRC	HOLDINGS	PER CENT COUNTY HOLD
WEST POINT	1,133	2.63	15,325	13.53	19,750	.85	9,582	4.94
MONTROSE	1,038	2.41	5,578	5.37	9,590	.92	10,315	5.32
DONNELLSON	972	2.25	17,584	18.09	25,111	.72	10,754	5.55
KEDKUK	13,536	31.40	220,451	16.29	114,639	1.97	101,989	52.62
FORT MADISON	13,520	31.36	232,052	17.16	106,537	2.04	61,187	31.57

 SERVED URBAN  
 FOR COUNTY

LEE	30,199	70.06	490,990	16.26	275,427		195,827	
-----	--------	-------	---------	-------	---------	--	---------	--

 RURAL PATRONS  
 FOR COUNTY

	POP	PER CENT COUNTY POP	COUNTY DOLLARS	CNTY DOLLARS PER CAP
LEE	12,500	29.00	35,076	2.81

 NONLIBRARY INCORP AREAS  
 FOR COUNTY

	POP	PER CENT COUNTY POP
LEE	407	.94

REPORT FOR COUNTY LINN  
POPULATION 169,775

CITY	PDP	PER CENT COUNTY POP	TOTAL INCOME	MUNIC PER CAP	ALL CIRC	UNIT CDST CIRC	HOLDINGS	PER CENT COUNTY HOLD
MARION	19,474	11.47	215,788	11.08	187,399	1.25	65,243	19.07
CEDAR RAPIDS	110,243	64.93	1,881,740	17.07	808,339	2.33	212,879	62.23
MIAMATHA	4,825	2.84	30,148	6.25	32,176	1.14	14,546	4.25
CENTRAL CITY	1,067	.63	12,980	12.16	5,654	1.10	13,530	3.95
CENTER POINT	1,591	.94	14,238	8.95	20,548	.57	10,224	2.99
COGDON	639	.38	9,500	14.87	12,800	.62	5,008	1.46
FAIRFAX	683	.40	9,990	14.63	10,491	1.46	5,682	1.66
SPRINGVILLE	1,165	.69	8,330	7.15	14,015	.74	7,570	2.21
LISBON	1,458	.86	17,656	12.11	5,352	2.31	5,144	.92
ELY	425	.25	3,725	8.76	4,834	1.05	4,275	1.25
SERVED URBAN FOR COUNTY								
LINN	141,570	83.39	2,204,095	15.57	1,101,608		342,101	
RURAL PATRONS FOR COUNTY								
LINN	POP	PER CENT COUNTY POP	COUNTY DOLLARS	CNTY DOLLARS PER CAP				
LINN	22,049	12.99	118,296	5.37				
NONLIBRARY INCORP AREAS FOR COUNTY								
LINN	POP	PER CENT COUNTY POP						
LINN	6,156	3.63						

REPORT FOR COUNTY LOUISA  
POPULATION 12,055

CITY	PDP	PER CENT COUNTY POP	TOTAL INCOME	MUNIC PER CAP	ALL CIRC	UNIT CDST CIRC	HOLDINGS	PER CENT COUNTY HOLD
MAPELLO	2,011	16.68	13,707	6.82	20,473	1.02	27,773	48.92
MORNING SUN	959	7.96	11,750	12.25	20,642	.71	11,591	20.42
COLUMBUS JCT	1,429	11.85	11,163	7.81	16,748	.99	10,829	19.08
LETTS	473	3.92	4,884	10.33	4,330	2.01	6,576	11.58
SERVED URBAN FOR COUNTY								
LOUISA	6,872	40.41	41,504	8.52	62,193		56,769	
RURAL PATRONS FOR COUNTY								
LOUISA	POP	PER CENT COUNTY POP	COUNTY DOLLARS	CNTY DOLLARS PER CAP				
LOUISA	5,589	46.36	21,776	3.90				
NONLIBRARY INCORP AREAS FOR COUNTY								
LOUISA	POP	PER CENT COUNTY POP						
LOUISA	1,594	13.22						

REPORT FOR COUNTY LUCAS  
POPULATION 10,513

CITY	POP	PER CENT COUNTY POP	TOTAL INCOME	MUNIC PER CAP	ALL CIRC	UNIT COST CIRC	HOLDINGS	PER CENT COUNTY HOLD
CHARITON	4,987	48.36	29,379	5.89	50,716	1.56	25,846	100.00
SERVED URBAN FOR COUNTY								
LUCAS	4,987	48.36	29,379	5.89	50,716		25,846	
RURAL PATRONS FOR COUNTY								
LUCAS	4,060	39.37	9,789	2.41				
NONLIBRARY INCORP AREAS FOR COUNTY								
LUCAS	1,266	12.28						

REPORT FOR COUNTY LYON  
POPULATION 12,896

CITY	POP	PER CENT COUNTY POP	TOTAL INCOME	MUNIC PER CAP	ALL CIRC	UNIT COST CIRC	HOLDINGS	PER CENT COUNTY HOLD
GEORGE	1,241	9.62	7,535	6.07	11,143	.91	6,683	10.82
ROCK RAPIDS	2,693	20.88	42,914	15.94	55,009	1.01	25,862	41.87
LITTLE ROCK	490	3.80	3,207	6.54	5,174	.93	5,399	8.74
INWOOD	755	5.85	3,300	4.37	12,311	.46	10,946	17.72
LARCHWOOD	701	5.44	3,663	5.23	10,127	.54	5,740	9.29
DOON	537	4.16	1,450	2.70	8,285	.43	7,133	11.55
SERVED URBAN FOR COUNTY								
LYON	6,417	49.76	62,069	9.67	102,049		61,763	
RURAL PATRONS FOR COUNTY								
LYON	5,959	46.21	21,502	3.61				
NONLIBRARY INCORP AREAS FOR COUNTY								
LYON	520	4.03						

REPORT FOR COUNTY MADISON  
POPULATION 12,597

CITY	POP	PER CENT COUNTY POP	TOTAL INCOME	MUNIC PER CAP	ALL CIRC	UNIT COST CIRC	HOLDINGS	PER CENT COUNTY HOLD
WINTERSET	4,021	31.92	54,120	13.46	86,723	.84	32,353	58.80
EARLHAM	1,140	9.05	13,780	12.09	17,616	1.08	12,212	22.20
TRURO	407	3.23	2,589	6.36	7,512	.83	10,456	19.00

SERVED URBAN  
FOR COUNTY

MADISON	5,568	44.20	70,489	12.66	111,851		55,021	
---------	-------	-------	--------	-------	---------	--	--------	--

RURAL PATRONS  
FOR COUNTY

	POP	PER CENT COUNTY POP	COUNTY DOLLARS	CNTY DOLLARS PER CAP
MADISON	6,073	48.21	20,260	3.34

NONLIBRARY INCORP AREAS  
FOR COUNTY

	POP	PER CENT COUNTY POP
MADISON	956	7.59

REPORT FOR COUNTY MAHASKA  
POPULATION 22,507

CITY	POP	PER CENT COUNTY POP	TOTAL INCOME	MUNIC PER CAP	ALL CIRC	UNIT COST CIRC	HOLDINGS	PER CENT COUNTY HOLD
NEH SHARDN	1,225	5.44	2,462	2.01	10,054	.70	650	1.27
OSKALOOSA	10,629	47.23	158,061	14.87	124,418	1.51	50,490	98.73

SERVED URBAN  
FOR COUNTY

MAHASKA	11,854	52.67	160,523	13.54	134,472		51,140	
---------	--------	-------	---------	-------	---------	--	--------	--

RURAL PATRONS  
FOR COUNTY

	POP	PER CENT COUNTY POP	COUNTY DOLLARS	CNTY DOLLARS PER CAP
MAHASKA	7,863	34.94	28,360	3.61

NONLIBRARY INCORP AREAS  
FOR COUNTY

	POP	PER CENT COUNTY POP
MAHASKA	2,790	12.40



REPORT FOR COUNTY MARION  
 POPULATION 29,669

CITY	POP	PER CENT COUNTY POP	TOTAL INCOME	MUNIC PER CAP	ALL CIRC	UNIT COST CIRC	HOLDINGS	PER CENT COUNTY HOLD
BUSSEY	579	1.95	554	.96	7,897	.91	5,162	13.69
KNOXVILLE	8,143	27.45	56,708	6.96	87,381	.73	21,173	56.16
PLEASANTVILLE	1,531	5.16	00	-----	18,882		11,367	30.15

 SERVED URBAN  
 FOR COUNTY

MARION	10,253	34.56	57,262	5.58	114,160		37,702	
--------	--------	-------	--------	------	---------	--	--------	--

 RURAL PATRONS  
 FOR COUNTY

	POP	PER CENT COUNTY POP	COUNTY DOLLARS	CNTY DOLLARS PER CAP
MARION	9,059	30.47	9,600	1.06

 NONLIBRARY INCORP AREAS  
 FOR COUNTY

	POP	PER CENT COUNTY POP
MARION	10,577	34.98

 REPORT FOR COUNTY MARSHALL  
 POPULATION 41,652

CITY	POP	PER CENT COUNTY POP	TOTAL INCOME	MUNIC PER CAP	ALL CIRC	UNIT COST CIRC	HOLDINGS	PER CENT COUNTY HOLD
STATE CENTER	1,292	3.10	75,187	58.19	45,188	1.23	15,480	11.20
MARSHALLTOWN	26,938	64.67	326,652	12.13	76,875	4.38	84,471	61.13
GILMAN	642	1.54	2,720	4.24	0		4,915	3.56
ALBION	739	1.77	1,943	2.63	12,254	.71	10,412	7.54
LEGRAND	921	2.21	24,184	26.26	11,457	1.48	8,701	6.30
MELBOURNE	732	1.76	8,600	11.75	17,064	.79	14,194	10.27

 SERVED URBAN  
 FOR COUNTY

MARSHALL	31,264	75.06	439,286	14.05	162,838		138,173	
----------	--------	-------	---------	-------	---------	--	---------	--

 RURAL PATRONS  
 FOR COUNTY

	POP	PER CENT COUNTY POP	COUNTY DOLLARS	CNTY DOLLARS PER CAP
MARSHALL	8,786	21.09	35,200	4.01

 NONLIBRARY INCORP AREAS  
 FOR COUNTY

	POP	PER CENT COUNTY POP
MARSHALL	1,402	3.85

REPORT FOR COUNTY MILLS  
POPULATION 13,406

CITY	POP	PER CENT COUNTY POP	TOTAL INCOME	MUNIC PER CAP	ALL CIRC	UNIT COST CIRC	HOLDINGS	PER CENT COUNTY HOLD
MALVERN	1,244	9.28	13,852	11.14	9,584	1.65	12,420	25.84
SILVER CITY	291	2.17	2,755	9.47	6,976	.53	6,504	13.53
EMERSON	502	3.74	6,085	12.12	2,666	1.23	3,644	7.58
GLENWOOD	5,280	39.39	135,443	25.65	71,007	1.99	25,502	53.05
SERVED URBAN FOR COUNTY								
MILLS	7,317	54.58	158,135	21.61	90,233		48,070	
RURAL PATRONS FOR COUNTY								
MILLS	5,006	37.34	16,841	3.36				
NONLIBRARY INCORP AREAS FOR COUNTY								
MILLS	1,083	8.08						

REPORT FOR COUNTY MITCHELL  
POPULATION 12,329

CITY	POP	PER CENT COUNTY POP	TOTAL INCOME	MUNIC PER CAP	ALL CIRC	UNIT COST CIRC	HOLDINGS	PER CENT COUNTY HOLD
DSAGE	3,718	30.16	71,440	19.21	63,515	1.38	28,562	52.67
RICEVILLE	919	7.45	10,895	11.86	21,754	.96	10,037	18.51
STACYVILLE	538	4.36	3,353	6.23	12,376	1.12	5,393	9.95
ST ANSGAR	1,100	8.92	5,388	4.90	19,007	1.01	10,232	18.87
SERVED URBAN FOR COUNTY								
MITCHELL	6,275	50.90	91,076	14.51	116,652		54,224	
RURAL PATRONS FOR COUNTY								
MITCHELL	5,816	47.17	45,537	7.83				
NONLIBRARY INCORP AREAS FOR COUNTY								
MITCHELL	238	1.93						

REPORT FOR COUNTY MONONA  
POPULATION 11,692

CITY	POP	PER CENT COUNTY POP	TOTAL INCOME	MUNIC PER CAP	ALL CIRC	UNIT COST CIRC	HOLDINGS	PER CENT COUNTY HOLD
WHITING	734	6.28	9,451	12.85	15,907	.68	10,072	17.55
UTE	479	4.10	507	1.06	7,476	.38	5,160	8.99
ONAMA	3,283	28.08	73,940	22.52	53,028	1.11	31,649	55.14
MAPLETON	1,495	12.79	7,806	5.22	17,809	1.01	10,519	18.33

SERVED URBAN  
FOR COUNTY

MONONA	5,991	51.24	91,684	15.30	94,220		57,400	
--------	-------	-------	--------	-------	--------	--	--------	--

RURAL PATRONS  
FOR COUNTY

	POP	PER CENT COUNTY POP	COUNTY DOLLARS	CNTY DOLLARS PER CAP
MONONA	4,520	38.66	29,400	6.50

NONLIBRARY INCORP AREAS  
FOR COUNTY

	POP	PER CENT COUNTY POP
MONONA	1,129	9.66

REPORT FOR COUNTY MONROE  
POPULATION 9,209

CITY	POP	PER CENT COUNTY POP	TOTAL INCOME	MUNIC PER CAP	ALL CIRC	UNIT COST CIRC	HOLDINGS	PER CENT COUNTY HOLD
ALBIA	4,184	45.43	23,400	5.59	80,894	.55	31,114	100.00

SERVED URBAN  
FOR COUNTY

MONROE	4,184	45.43	23,400	5.59	80,894		31,114	
--------	-------	-------	--------	------	--------	--	--------	--

RURAL PATRONS  
FOR COUNTY

	POP	PER CENT COUNTY POP	COUNTY DOLLARS	CNTY DOLLARS PER CAP
MONROE	4,165	45.23	25,000	6.00

NONLIBRARY INCORP AREAS  
FOR COUNTY

	POP	PER CENT COUNTY POP
MONROE	860	9.34

REPORT FOR COUNTY MONTGOMERY  
POPULATION 13,413

CITY	POP	PER CENT COUNTY POP	TOTAL INCOME	MUNIC PER CAP	ALL CIRC	UNIT CDST CIRC	HOLDINGS	PER CENT COUNTY HOLD
ELLIOTT	493	3.68	10,023	20.33	8,773	1.39	9,981	14.52
VILLISCA	1,434	10.69	24,360	16.99	10,064	1.33	13,263	19.29
STANTON	747	5.57	3,199	4.28	5,335	.92	11,026	16.04
RED OAK	6,810	50.77	98,998	14.54	82,696	1.21	34,473	50.15
SERVED URBAN FOR COUNTY								
MONTGOMERY	9,484	70.71	136,580	14.40	106,868		68,743	
RURAL PATRONS FOR COUNTY								
MONTGOMERY	3,781	28.19	32,200	8.52				
NONLIBRARY INCORP AREAS FOR COUNTY								
MONTGOMERY	148	1.10						

REPORT FOR COUNTY MUSCATINE  
POPULATION 40,436

CITY	POP	PER CENT COUNTY POP	TOTAL INCOME	MUNIC PER CAP	ALL CIRC	UNIT COST CIRC	HOLDINGS	PER CENT COUNTY HOLD
MUSCATINE	23,467	58.03	415,274	17.70	267,541	1.70	124,079	71.42
WEST LIBERTY	2,723	6.73	27,963	10.27	25,128	1.19	29,471	16.96
WILTON	2,502	6.19	17,604	7.04	25,101	1.11	20,179	11.62
SERVED URBAN FOR COUNTY								
MUSCATINE	28,692	70.96	460,841	16.06	317,770		173,729	
RURAL PATRONS FOR COUNTY								
MUSCATINE	10,016	24.77	36,900	3.68				
NONLIBRARY INCORP AREAS FOR COUNTY								
MUSCATINE	1,728	4.27						

REPORT FOR COUNTY OBRIEN  
POPULATION 14,972

CITY	POP	PER CENT COUNTY POP	TOTAL INCOME	MUNIC PER CAP	ALL CIRC	UNIT COST CIRC	HOLDINGS	PER CENT COUNTY HOLD
PAULLINA	1,224	7.21	21,201	17.32	19,616	1.09	17,075	19.51
PRIMGHAR	1,050	6.19	10,569	10.07	8,359	1.26	12,048	13.76
SUTHERLAND	897	5.29	9,505	10.60	5,003	1.40	11,776	13.45
SANBORN	1,398	8.24	6,534	4.67	14,783	.75	10,586	12.09
SHELDON	5,003	29.48	78,618	15.71	91,198	.89	31,437	35.91
ARCHER	134	.79	1,431	10.68	5,091	1.04	4,617	5.27

SERVED URBAN  
FOR COUNTY

OBRIEN	9,706	57.19	127,858	13.17	144,050		87,539	
--------	-------	-------	---------	-------	---------	--	--------	--

RURAL PATRONS  
FOR COUNTY

	POP	PER CENT COUNTY POP	COUNTY DOLLARS	CNTY DOLLARS PER CAP
OBRIEN	6,126	36.09	24,000	3.92

NONLIBRARY INCORP AREAS  
FOR COUNTY

	POP	PER CENT COUNTY POP
OBRIEN	1,140	6.72

REPORT FOR COUNTY OSCEOLA  
POPULATION 8,371

CITY	POP	PER CENT COUNTY POP	TOTAL INCOME	MUNIC PER CAP	ALL CIRC	UNIT COST CIRC	HOLDINGS	PER CENT COUNTY HOLD
ASHTON	441	5.27	2,922	6.63	10,931	1.23	13,133	29.65
MELVIN	277	3.31	4,003	14.45	7,637	.80	6,035	13.62
OCHEYEDAN	599	7.16	11,305	18.87	17,739	.72	13,120	29.62
SIBLEY	3,051	36.45	41,531	13.61	32,934	1.54	12,012	27.12

SERVED URBAN  
FOR COUNTY

OSCEOLA	4,368	52.18	59,761	13.68	69,241		44,300	
---------	-------	-------	--------	-------	--------	--	--------	--

RURAL PATRONS  
FOR COUNTY

	POP	PER CENT COUNTY POP	COUNTY DOLLARS	CNTY DOLLARS PER CAP
OSCEOLA	3,775	45.10	15,402	4.08

NONLIBRARY INCORP AREAS  
FOR COUNTY

	POP	PER CENT COUNTY POP
OSCEOLA	228	2.72

REPORT FOR COUNTY PAGE  
POPULATION 19,063

CITY	POP	PER CENT COUNTY POP	TOTAL INCOME	MUNIC PER CAP	ALL CIRC	UNIT COST CIRC	HOLDINGS	PER CENT COUNTY HOLD
ESSEX	1,001	5.25	1,966	1.96	12,674	1.06	11,450	10.55
SHENANDOAH	6,274	32.91	107,093	17.07	88,699	1.04	50,073	46.12
CLARINDA	5,458	28.63	66,810	12.24	59,458	1.31	47,042	43.33
SERVED URBAN FOR COUNTY								
PAGE	12,733	66.79	175,869	13.81	160,831		108,565	
RURAL PATRONS FOR COUNTY								
PAGE	4,930	25.86	44,440	9.01				
NONLIBRARY INCORP AREAS FOR COUNTY								
PAGE	1,400	7.34						

REPORT FOR COUNTY PALO ALTO  
POPULATION 12,721

CITY	POP	PER CENT COUNTY POP	TOTAL INCOME	MUNIC PER CAP	ALL CIRC	UNIT COST CIRC	HOLDINGS	PER CENT COUNTY HOLD
WEST BEND	941	7.40	14,374	15.28	9,705	2.21	11,752	21.06
EMMETSBURG	4,621	36.33	39,444	8.54	53,956	.98	21,828	39.12
RUTHVEN	769	6.05	4,010	5.21	7,123	1.26	8,029	14.39
GRAETTINGER	923	7.26	8,116	8.79	9,290	1.88	7,978	14.30
MALLARD	407	3.20	5,559	13.66	10,316	1.23	6,204	11.12
SERVED URBAN FOR COUNTY								
PALO ALTO	7,661	60.22	71,503	9.33	90,390		55,791	
RURAL PATRONS FOR COUNTY								
PALO ALTO	4,544	35.72	51,837	11.41				
NONLIBRARY INCORP AREAS FOR COUNTY								
PALO ALTO	514	4.06						

REPORT FOR COUNTY PLYMOUTH  
POPULATION 24,743

CITY	POP	PER CENT COUNTY POP	TOTAL INCOME	MUNIC PER CAP	ALL CIRC	UNIT COST CIRC	HOLDINGS	PER CENT COUNTY HOLD
MERRILL	737	2.98	3,505	4.76	7,466	1.00	5,302	6.27
REMPEN	1,592	6.43	22,029	13.84	31,862	.90	17,946	21.21
KINGSLEY	1,209	4.89	11,129	9.21	25,234	.69	12,109	14.31
AKRON	1,517	6.13	20,887	13.77	30,826	.58	15,226	17.99
LE MARS	8,276	33.45	142,920	17.27	90,434	1.45	34,033	40.22

SERVED URBAN  
FOR COUNTY

PLYMOUTH	13,331	53.88	200,470	15.04	185,822		84,616	
----------	--------	-------	---------	-------	---------	--	--------	--

RURAL PATRONS  
FOR COUNTY

POP	PER CENT COUNTY POP	COUNTY DOLLARS	CNTY DOLLARS PER CAP	
PLYMOUTH	10,093	40.79	27,887	2.76

NONLIBRARY INCORP AREAS  
FOR COUNTY

POP	PER CENT COUNTY POP	
PLYMOUTH	1,319	5.33

REPORT FOR COUNTY POCAHONTAS  
POPULATION 11,369

CITY	POP	PER CENT COUNTY POP	TOTAL INCOME	MUNIC PER CAP	ALL CIRC	UNIT COST CIRC	HOLDINGS	PER CENT COUNTY HOLD
LAURENS	1,606	14.13	40,458	25.19	29,265	1.51	18,210	24.56
POCAHONTAS	2,352	20.69	38,300	16.28	28,659	1.53	17,838	24.06
ROLFE	796	7.00	6,360	7.96	10,484	.93	7,124	9.61
FONDA	863	7.59	7,625	8.84	9,376	1.16	8,635	11.65
GILMORE CITY	626	5.51	5,013	8.01	8,172	1.06	11,813	15.93
HAVELOCK	279	2.43	3,031	10.86	0		2,285	3.08
PALMER	288	2.53	7,576	26.31	9,155	1.14	7,127	9.61
PLOVER	135	1.19	370	2.74	450	5.49	10	.01
VARINA	122	1.07	500	4.10	1,127	2.07	1,100	1.48

SERVED URBAN  
FOR COUNTY

POCAHONTAS	7,067	62.16	109,213	15.45	96,688		74,142	
------------	-------	-------	---------	-------	--------	--	--------	--

RURAL PATRONS  
FOR COUNTY

POP	PER CENT COUNTY POP	COUNTY DOLLARS	CNTY DOLLARS PER CAP	
POCAHONTAS	4,648	41.06	29,464	6.31

NONLIBRARY INCORP AREAS  
FOR COUNTY

POP	PER CENT COUNTY POP	
POCAHONTAS	366	3.22

REPORT FOR COUNTY POLK  
POPULATION 303,170

CITY	POP	PER CENT COUNTY POP	TOTAL INCOME	MUNIC PER CAP	ALL CIRC	UNIT COST CIRC	HOLDINGS	PER CENT COUNTY HOLD
BONDURANT	1,283	.42	11,102	8.65	11,142	1.33	6,762	.74
GRIMES	1,973	.65	15,259	7.73	9,657	.85	3,530	.39
MITCHELLVILLE	1,530	.50	19,734	12.90	18,724	1.73	9,791	1.07
WEST DES MOINES	21,894	7.22	398,234	18.19	187,470	1.76	89,708	9.82
ANKENY	15,429	5.09	189,076	12.25	144,422	1.60	49,995	5.47
URBANDALE	17,869	5.89	284,310	15.91	254,002	1.14	60,492	6.62
DES MOINES	191,003	63.00	2,753,406	14.42	1,254,048	2.77	673,057	73.69
POLK CITY	1,658	.55	13,514	8.15	10,842	1.37	6,316	.69
ALTOONA	5,764	1.90	29,579	5.13	39,768	.96	13,633	1.49
SERVED URBAN FOR COUNTY								
POLK	258,403	85.23	3,714,214	14.37	1,930,075		913,304	
RURAL PATRONS FOR COUNTY								
	POP	PER CENT COUNTY POP	COUNTY DOLLARS	CNTY DOLLARS PER CAP				
POLK	29,269	9.65	178,436	6.10				
NONLIBRARY INCORP AREAS FOR COUNTY								
	POP	PER CENT COUNTY POP						
POLK	15,498	5.11						

REPORT FOR COUNTY POTTAWATTAMIE  
POPULATION 86,500

CITY	POP	PER CENT COUNTY POP	TOTAL INCOME	MUNIC PER CAP	ALL CIRC	UNIT COST CIRC	HOLDINGS	PER CENT COUNTY HOLD
AVOCA	1,650	1.91	25,723	15.59	19,722	1.13	12,830	5.18
CARTER LAKE	3,438	3.97	20,753	6.04	18,080	1.24	12,789	5.17
WALNUT	897	1.04	4,630	5.16	11,522	.61	7,441	3.01
OAKLAND	1,552	1.79	37,994	24.48	14,793	2.00	19,451	7.86
COUNCIL BLUFFS	56,449	65.26	558,591	9.90	247,071	2.49	194,937	78.78
SERVED URBAN FOR COUNTY								
POTTAWATTAMIE	63,986	73.97	647,691	10.12	311,188		247,448	
RURAL PATRONS FOR COUNTY								
	POP	PER CENT COUNTY POP	COUNTY DOLLARS	CNTY DOLLARS PER CAP				
POTTAWATTAMIE	19,693	22.77	47,004	2.39				
NONLIBRARY INCORP AREAS FOR COUNTY								
	POP	PER CENT COUNTY POP						
POTTAWATTAMIE	2,821	3.26						



REPORT FOR COUNTY POWESHIEK  
POPULATION 19,306

CITY	POP	PER CENT COUNTY POP	TOTAL INCOME	MUNIC PER CAP	ALL CIRC	UNIT COST CIRC	HOLDINGS	PER CENT COUNTY HOLD
MONTEZUMA	1,485	7.69	15,921	10.72	15,412	1.05	14,303	21.48
BROOKLYN	1,509	7.82	10,363	6.87	11,996	1.76	7,091	10.65
GRINNELL	8,868	45.93	164,373	18.54	104,770	1.63	45,200	67.87

SERVED URBAN  
FOR COUNTY

POWESHIEK	11,862	61.44	190,657	16.07	132,178		66,594	
-----------	--------	-------	---------	-------	---------	--	--------	--

RURAL PATRONS  
FOR COUNTY

	POP	PER CENT COUNTY POP	COUNTY DOLLARS	CNTY DOLLARS PER CAP
POWESHIEK	6,600	34.19	18,955	2.87

NONLIBRARY INCORP AREAS  
FOR COUNTY

	POP	PER CENT COUNTY POP
POWESHIEK	844	4.37

REPORT FOR COUNTY RINGGOLD  
POPULATION 6,112

CITY	POP	PER CENT COUNTY POP	TOTAL INCOME	MUNIC PER CAP	ALL CIRC	UNIT COST CIRC	HOLDINGS	PER CENT COUNTY HOLD
MOUNT AYR	1,938	31.71	11,273	5.82	39,967	.65	12,101	100.00

SERVED URBAN  
FOR COUNTY

RINGGOLD	1,938	31.71	11,273	5.82	39,967		12,101	
----------	-------	-------	--------	------	--------	--	--------	--

RURAL PATRONS  
FOR COUNTY

	POP	PER CENT COUNTY POP	COUNTY DOLLARS	CNTY DOLLARS PER CAP
RINGGOLD	2,989	48.90	11,000	3.68

NONLIBRARY INCORP AREAS  
FOR COUNTY

	POP	PER CENT COUNTY POP
RINGGOLD	1,185	19.39

REPORT FOR COUNTY SAC  
POPULATION 14,118

CITY	POP	PER CENT COUNTY POP	TOTAL INCOME	MUNIC PER CAP	ALL CIRC	UNIT COST CIRC	HOLDINGS	PER CENT COUNTY HOLD
LYTTON	378	2.68	5,210	13.78	2,173	3.40	3,119	3.46
AUBURN	320	2.27	924	2.89	10,883	.65	8,545	9.47
EARLY	670	4.75	9,872	14.73	16,247	.77	13,591	15.06
SCHALLER	832	5.89	3,197	3.84	5,633	2.83	11,693	12.96
WALL LAKE	892	6.32	6,592	7.39	9,933	1.27	8,571	9.50
DOEBOLT	1,299	9.20	8,881	6.84	14,262	1.11	11,616	12.87
LAKE VIEW	1,291	9.14	9,400	7.28	18,349	.68	11,317	12.54
SAC CITY	3,000	21.25	32,231	10.74	32,113	1.08	21,784	24.14

SERVED URBAN  
FOR COUNTY

SAC	8,682	61.50	76,307	8.79	109,593		90,236	
-----	-------	-------	--------	------	---------	--	--------	--

RURAL PATRONS  
FOR COUNTY

	POP	PER CENT COUNTY POP	COUNTY DOLLARS	CNTY DOLLARS PER CAP
SAC	5,360	37.97	46,051	8.59

NONLIBRARY INCORP AREAS  
FOR COUNTY

	POP	PER CENT COUNTY POP
SAC	76	.54

REPORT FOR COUNTY SCOTT  
POPULATION 160,022

CITY	POP	PER CENT COUNTY POP	TOTAL INCOME	MUNIC PER CAP	ALL CIRC	UNIT COST CIRC	HOLDINGS	PER CENT COUNTY HOLD
BETTENDORF	27,381	17.11	494,017	18.04	282,953	1.92	99,563	19.86
DAVENPORT	103,264	64.53	1,470,199	14.24	406,921	2.10	401,873	80.14

SERVED URBAN  
FOR COUNTY

SCOTT	130,645	81.64	1,964,216	15.03	889,874		501,436	
-------	---------	-------	-----------	-------	---------	--	---------	--

RURAL PATRONS  
FOR COUNTY

	POP	PER CENT COUNTY POP	COUNTY DOLLARS	CNTY DOLLARS PER CAP
SCOTT	15,470	9.67	00	.00

NONLIBRARY INCORP AREAS  
FOR COUNTY

	POP	PER CENT COUNTY POP
SCOTT	13,907	8.69

REPORT FOR COUNTY SHELBY  
POPULATION 15,043

CITY	POP	PER CENT COUNTY POP	TOTAL INCOME	MUNIC PER CAP	ALL CIRC	UNIT COST CIRC	HOLDINGS	PER CENT COUNTY HOLD
ELK HORN	746	4.96	1,315	1.76	6,557	1.25	4,630	13.63
HARLAN	5,357	35.61	77,815	14.53	79,367	1.30	29,344	86.37
SERVED URBAN FOR COUNTY								
SHELBY	6,103	40.57	79,130	12.97	85,924		33,974	
RURAL PATRONS FOR COUNTY								
	POP	PER CENT COUNTY POP	COUNTY DOLLARS	CNTY DOLLARS PER CAP				
SHELBY	6,193	41.17	26,750	4.32				
NONLIBRARY INCORP AREAS FOR COUNTY								
	POP	PER CENT COUNTY POP						
SHELBY	2,747	18.26						

REPORT FOR COUNTY SIOUX  
POPULATION 30,813

CITY	POP	PER CENT COUNTY POP	TOTAL INCOME	MUNIC PER CAP	ALL CIRC	UNIT COST CIRC	HOLDINGS	PER CENT COUNTY HOLD
ROCK VALLEY	2,706	8.78	61,355	22.67	80,501	.58	17,799	18.79
SIOUX CENTER	4,588	14.89	126,135	27.49	110,810	1.24	23,982	25.32
HAMARDEN	2,722	8.83	59,350	21.80	45,985	1.19	17,664	18.65
HULL	1,714	5.56	15,068	8.79	37,771	.61	12,720	13.43
BOYDEN	708	2.30	15,220	21.50	15,879	1.00	14,760	15.58
ALTON	986	3.20	11,801	11.97	15,102	1.89	7,808	8.24
SERVED URBAN FOR COUNTY								
SIOUX	13,424	43.57	288,929	21.52	306,046		94,733	
RURAL PATRONS FOR COUNTY								
	POP	PER CENT COUNTY POP	COUNTY DOLLARS	CNTY DOLLARS PER CAP				
SIOUX	10,700	34.73	51,762	4.84				
NONLIBRARY INCORP AREAS FOR COUNTY								
	POP	PER CENT COUNTY POP						
SIOUX	6,689	21.71						

REPORT FOR COUNTY STORY  
POPULATION 72,326

CITY	POP	PER CENT COUNTY POP	TOTAL INCOME	MUNIC PER CAP	ALL CIRC	UNIT COST CIRC	HOLDINGS	PER CENT COUNTY HOLD
NEVADA	5,912	8.17	52,608	8.90	49,841	.99	29,190	12.63
ROLAND	1,005	1.39	22,779	22.67	13,612	1.75	8,732	3.78
STORY CITY	2,762	3.82	7,390	2.68	17,271	.97	19,577	8.47
SLATER	1,312	1.81	20,076	15.30	23,908	.86	6,738	2.92
AMES	45,775	63.29	845,824	18.48	606,701	1.68	129,817	56.17
HUXLEY	1,884	2.60	12,782	6.78	15,916	.81	7,507	3.25
ZEARING	630	.87	7,776	12.34	7,011	1.51	8,944	3.87
COLO	808	1.12	14,835	18.36	16,103	.64	8,230	3.56
MAXWELL	783	1.08	8,673	11.08	3,996	2.37	5,533	2.39
COLLINS	451	.62	3,386	7.51	4,269	1.44	6,864	2.97

SERVED URBAN  
FOR COUNTY

STORY	61,322	84.79	996,129	16.24	758,628		231,132	
-------	--------	-------	---------	-------	---------	--	---------	--

RURAL PATRONS  
FOR COUNTY

	POP	PER CENT COUNTY POP	COUNTY DOLLARS	CNTY DOLLARS PER CAP
STORY	9,478	13.10	76,665	8.09

NONLIBRARY INCORP AREAS  
FOR COUNTY

	POP	PER CENT COUNTY POP
STORY	1,526	2.11

REPORT FOR COUNTY TAMA  
POPULATION 19,533

CITY	POP	PER CENT COUNTY POP	TOTAL INCOME	MUNIC PER CAP	ALL CIRC	UNIT COST CIRC	HOLDINGS	PER CENT COUNTY HOLD
DYSART	1,355	6.94	13,103	9.67	21,191	1.06	11,150	13.79
TAMA	2,968	15.19	31,171	10.50	55,199	.69	15,453	19.12
TOLEDO	2,445	12.52	30,465	12.46	18,870	1.22	14,957	18.50
TRAEER	1,703	8.72	14,098	8.28	18,713	.88	14,462	17.89
GARWIN	626	3.20	7,173	11.46	5,393	1.99	6,775	8.38
GLADDBROOK	970	4.97	6,161	6.35	11,756	1.01	11,296	13.97
CHELSEA	376	1.92	9,473	25.19	5,022	2.59	6,741	8.34

SERVED URBAN  
FOR COUNTY

TAMA	10,443	53.46	111,644	10.69	136,144		80,834	
------	--------	-------	---------	-------	---------	--	--------	--

RURAL PATRONS  
FOR COUNTY

	POP	PER CENT COUNTY POP	COUNTY DOLLARS	CNTY DOLLARS PER CAP
TAMA	7,962	40.76	31,840	4.00

NONLIBRARY INCORP AREAS  
FOR COUNTY

	POP	PER CENT COUNTY POP
TAMA	1,128	5.77

REPORT FOR COUNTY TAYLOR  
POPULATION 8,353

CITY	POP	PER CENT COUNTY POP	TOTAL INCOME	MUNIC PER CAP	ALL CIRC	UNIT COST CIRC	HOLDINGS	PER CENT COUNTY HOLD
LENOX	1,338	16.02	10,407	7.78	10,420	.67	12,439	33.20
BEDFORD	1,692	20.26	27,275	16.12	17,553	.89	20,390	54.42
CLEARFIELD	433	5.18	774	1.79	2,521	.64	4,641	12.39

SERVED URBAN  
FOR COUNTY

TAYLOR	3,463	41.46	38,456	11.10	30,494		37,470	
--------	-------	-------	--------	-------	--------	--	--------	--

RURAL PATRONS  
FOR COUNTY

	POP	PER CENT COUNTY POP	COUNTY DOLLARS	CNTY DOLLARS PER CAP
TAYLOR	3,576	42.81	3,826	1.07

NONLIBRARY INCORP AREAS  
FOR COUNTY

	POP	PER CENT COUNTY POP
TAYLOR	1,314	15.73

REPORT FOR COUNTY UNION  
POPULATION 13,858

CITY	POP	PER CENT COUNTY POP	TOTAL INCOME	MUNIC PER CAP	ALL CIRC	UNIT COST CIRC	HOLDINGS	PER CENT COUNTY HOLD
CRESTON	8,429	60.82	46,450	5.51	61,732	1.08	24,621	100.00

SERVED URBAN  
FOR COUNTY

UNION	8,429	60.82	46,450	5.51	61,732		24,621	
-------	-------	-------	--------	------	--------	--	--------	--

RURAL PATRONS  
FOR COUNTY

	POP	PER CENT COUNTY POP	COUNTY DOLLARS	CNTY DOLLARS PER CAP
UNION	3,557	25.67	16,350	4.60

NONLIBRARY INCORP AREAS  
FOR COUNTY

	POP	PER CENT COUNTY POP
UNION	1,872	13.51

REPORT FOR COUNTY VAN BUREN  
POPULATION 8,626

CITY	POP	PER CENT COUNTY POP	TOTAL INCOME	MUNIC PER CAP	ALL CIRC	UNIT COST CIRC	HOLDINGS	PER CENT COUNTY HOLD
KEOSAUQUA	1,003	11.63	13,835	13.79	10,553	1.01	15,127	22.87
MILTON	567	6.57	364	.64	5,804	.48	0	.00
FARMINGTON	869	10.07	12,814	14.75	18,953	.83	26,633	40.27
BIRMINGHAM	410	4.75	2,898	7.07	2,644	.91	4,572	6.91
CANTRIL	299	3.47	956	3.20	2,734	1.18	2,492	3.77
BONAPARTE	489	5.67	1,910	3.91	9,513	.33	10,630	16.07
STOCKPORT	272	3.15	3,951	14.53	5,805	.68	6,678	10.10

SERVED URBAN  
FOR COUNTY

VAN BUREN	3,909	45.32	36,728	9.40	56,006		64,132	
-----------	-------	-------	--------	------	--------	--	--------	--

RURAL PATRONS  
FOR COUNTY

	POP	PER CENT COUNTY POP	COUNTY DOLLARS	CNTY DOLLARS PER CAP
VAN BUREN	4,621	53.57	13,519	2.93

NONLIBRARY INCRP AREAS  
FOR COUNTY

	POP	PER CENT COUNTY POP
VAN BUREN	96	1.11

REPORT FOR COUNTY MAPELLO  
POPULATION 40,241

CITY	POP	PER CENT COUNTY POP	TOTAL INCOME	MUNIC PER CAP	ALL CIRC	UNIT COST CIRC	HOLDINGS	PER CENT COUNTY HOLD
BLAKESBURG	404	1.00	1,456	3.60	1,376	4.66	5,097	4.39
AGENCY	657	1.63	1,366	2.08	3,655	1.02	11,179	9.63
EDDYVILLE	1,116	2.77	2,830	2.54	6,232	1.07	7,563	6.51
ELDON	1,255	3.12	10,221	8.14	14,199	.91	10,054	8.66
OTTUMMA	27,381	68.04	286,490	10.46	152,900	1.83	82,224	70.81

SERVED URBAN  
FOR COUNTY

MAPELLO	30,813	76.57	302,363	9.81	178,362		116,117	
---------	--------	-------	---------	------	---------	--	---------	--

RURAL PATRONS  
FOR COUNTY

	POP	PER CENT COUNTY POP	COUNTY DOLLARS	CNTY DOLLARS PER CAP
MAPELLO	9,303	23.12	24,744	2.66

NONLIBRARY INCRP AREAS  
FOR COUNTY

	POP	PER CENT COUNTY POP
MAPELLO	125	.31

REPORT FOR COUNTY WARREN  
POPULATION 34,878

CITY	POP	PER CENT COUNTY POP	TOTAL INCOME	MUNIC PER CAP	ALL CIRC	UNIT COST CIRC	HOLDINGS	PER CENT COUNTY HOLD
NEW VIRGINIA	512	1.47	1,368	2.67	11,399	.51	4,829	5.43
MILO	778	2.23	5,302	6.81	14,125	.63	9,677	10.87
INDIANOLA	10,843	31.09	111,239	10.26	100,645	1.30	33,377	37.50
NORHALK	2,676	7.67	27,082	10.12	24,167	1.37	19,364	21.76
CARLISLE	3,073	8.81	30,442	9.91	26,235	1.07	21,750	24.44

SERVED URBAN  
FOR COUNTY

WARREN	17,882	51.27	175,433	9.81	176,571		88,997	
--------	--------	-------	---------	------	---------	--	--------	--

RURAL PATRONS  
FOR COUNTY

	POP	PER CENT COUNTY POP	COUNTY DOLLARS	CNTY DOLLARS PER CAP
WARREN	14,890	42.69	36,292	2.44

NONLIBRARY INCORP AREAS  
FOR COUNTY

	POP	PER CENT COUNTY POP
WARREN	2,106	6.04

REPORT FOR COUNTY WASHINGTON  
POPULATION 20,141

CITY	POP	PER CENT COUNTY POP	TOTAL INCOME	MUNIC PER CAP	ALL CIRC	UNIT COST CIRC	HOLDINGS	PER CENT COUNTY HOLD
WASHINGTON	6,584	32.69	68,294	10.37	68,544	1.30	32,216	68.91
MELLMAN	1,125	5.59	10,866	9.64	12,567	.71	8,281	17.71
KALONA	1,862	9.24	6,367	3.42	7,907	1.68	6,254	13.38

SERVED URBAN  
FOR COUNTY

WASHINGTON	9,571	47.52	85,527	8.94	89,018		46,751	
------------	-------	-------	--------	------	--------	--	--------	--

RURAL PATRONS  
FOR COUNTY

	POP	PER CENT COUNTY POP	COUNTY DOLLARS	CNTY DOLLARS PER CAP
WASHINGTON	7,922	39.33	22,843	2.88

NONLIBRARY INCORP AREAS  
FOR COUNTY

	POP	PER CENT COUNTY POP
WASHINGTON	2,694	13.38

REPORT FOR COUNTY WAYNE  
POPULATION 8,199

CITY	POP	PER CENT COUNTY POP	TOTAL INCOME	MUNIC PER CAP	ALL CIRC	UNIT COST CIRC	HOLDINGS	PER CENT COUNTY HOLD
HUMESTON	671	8.18	5,310	7.91	8,168	.80	7,766	18.43
ALLERTON	670	8.17	00	-----	0		10,724	25.46
CORYDON	1,818	22.17	11,674	6.42	28,126	.51	14,905	35.38
SEYMOUR	1,036	12.64	3,314	3.20	7,152	1.01	8,733	20.73
SERVED URBAN FOR COUNTY								
WAYNE	4,195	51.16	20,298	4.84	43,446		42,128	
RURAL PATRONS FOR COUNTY								
	POP	PER CENT COUNTY POP	COUNTY DOLLARS	CNTY DOLLARS PER CAP				
WAYNE	3,368	41.08	7,463	2.22				
NONLIBRARY INCORP AREAS FOR COUNTY								
	POP	PER CENT COUNTY POP						
WAYNE	636	7.76						

REPORT FOR COUNTY WEBSTER  
POPULATION 45,953

CITY	POP	PER CENT COUNTY POP	TOTAL INCOME	MUNIC PER CAP	ALL CIRC	UNIT COST CIRC	HOLDINGS	PER CENT COUNTY HOLD
HARCOURT	347	.76	2,921	8.42	7,043	1.10	6,699	5.25
DUNCOMBE	504	1.10	6,979	13.85	6,990	1.78	5,075	3.98
DAYTON	941	2.05	8,669	9.21	16,120	.88	10,225	8.01
CALLENDER	446	.97	11,290	25.31	6,047	2.50	6,775	5.31
CLARE	229	.50	6,775	29.59	5,420	2.16	5,564	4.36
LENIGH	654	1.42	12,917	19.75	13,168	1.24	9,055	7.09
GOWRIE	1,089	2.37	16,953	15.57	9,474	1.99	7,900	6.19
FORT DODGE	29,423	64.03	267,238	9.08	281,294	1.03	76,347	59.81
SERVED URBAN FOR COUNTY								
WEBSTER	33,633	73.19	333,742	9.92	345,556		127,640	
RURAL PATRONS FOR COUNTY								
	POP	PER CENT COUNTY POP	COUNTY DOLLARS	CNTY DOLLARS PER CAP				
WEBSTER	9,954	21.66	69,084	6.94				
NONLIBRARY INCORP AREAS FOR COUNTY								
	POP	PER CENT COUNTY POP						
WEBSTER	2,366	5.15						



REPORT FOR COUNTY WINNEBAGO  
POPULATION 13,010

CITY	POP	PER CENT COUNTY POP	TOTAL INCOME	MUNIC PER CAP	ALL CIRC	UNIT COST CIRC	HOLDINGS	PER CENT COUNTY HOLD
BUFFALO CENTER	1,233	9.48	9,944	8.06	8,314	1.27	9,192	15.51
FOREST CITY	4,270	32.82	35,684	8.36	37,390	1.18	22,996	38.81
THOMPSON	668	5.13	2,028	3.04	5,146	1.81	3,942	6.65
LAKE MILLS	2,281	17.53	95,813	42.00	23,567	1.38	18,030	30.43
RAKE	283	2.18	3,017	10.66	3,962	2.35	5,090	8.59
SERVED URBAN FOR COUNTY								
WINNEBAGO	8,735	67.14	146,486	16.77	78,379		59,250	
RURAL PATRONS FOR COUNTY								
WINNEBAGO	3,729	28.66	27,300	7.32				
NONLIBRARY INCORP AREAS FOR COUNTY								
WINNEBAGO	546	4.20						

REPORT FOR COUNTY WINNESHIEK  
POPULATION 21,876

CITY	POP	PER CENT COUNTY POP	TOTAL INCOME	MUNIC PER CAP	ALL CIRC	UNIT COST CIRC	HOLDINGS	PER CENT COUNTY HOLD
SPILLVILLE	415	1.90	3,199	7.71	5,365	1.00	3,501	5.11
FORT ATKINSON	374	1.71	2,127	5.69	4,172	1.11	6,040	8.81
OSSIAN	829	3.79	4,067	4.91	9,502	.98	16,024	23.38
CALMAR	1,053	4.81	2,346	2.23	5,807	1.18	7,671	11.19
DECORAH	7,991	36.53	89,698	11.22	92,477	1.48	35,312	51.51
SERVED URBAN FOR COUNTY								
WINNESHIEK	10,442	48.74	101,437	9.51	117,323		68,348	
RURAL PATRONS FOR COUNTY								
WINNESHIEK	10,264	46.92	59,877	5.89				
NONLIBRARY INCORP AREAS FOR COUNTY								
WINNESHIEK	590	2.70						

REPORT FOR COUNTY WOODBURY  
POPULATION 100,884

CITY	POP	PER CENT COUNTY POP	TOTAL INCOME	MUNIC PER CAP	ALL CIRC	UNIT COST CIRC	HOLDINGS	PER CENT COUNTY HOLD
SIoux CITY	82,003	81.28	1,397,490	17.04	590,045	1.73	289,340	91.99
SLOAN	978	.97	00	-----	4,580	.28	1,618	.51
ANTHON	687	.68	9,224	13.43	17,791	.49	8,946	2.84
CORRECTIONVILLE	935	.93	6,398	6.84	7,066	.81	14,627	4.65

ATTACHED

SERVED URBAN  
FOR COUNTY

WOODBURY	84,603	83.86	1,413,112	16.70	619,482		314,531	
----------	--------	-------	-----------	-------	---------	--	---------	--

RURAL PATRONS  
FOR COUNTY

	POP	PER CENT COUNTY POP	COUNTY DOLLARS	CNTY DOLLARS PER CAP
WOODBURY	9,264	9.18	00	.00

NONLIBRARY INCORP AREAS  
FOR COUNTY

	POP	PER CENT COUNTY POP
WOODBURY	7,017	6.96

REPORT FOR COUNTY WORTH  
POPULATION 9,075

CITY	POP	PER CENT COUNTY POP	TOTAL INCOME	MUNIC PER CAP	ALL CIRC	UNIT COST CIRC	HOLDINGS	PER CENT COUNTY HOLD
GRAFTON	255	2.81	8,426	33.04	4,275	2.33	11,497	16.38
HANLONDOWN	213	2.35	4,452	20.90	2,123	3.51	6,432	9.16
FERTILE	372	4.10	4,688	12.60	10,083	.94	7,645	10.89
MANLY	1,496	16.48	7,961	5.32	16,009	.75	14,569	20.76
NORTHWOOD	2,193	24.17	130,488	59.50	25,593	1.24	16,144	23.00
JOICE	223	2.46	8,315	37.29	3,921	3.41	7,415	10.54
KENSETT	360	3.97	4,990	13.86	3,091	1.73	6,487	9.24

SERVED URBAN  
FOR COUNTY

WORTH	5,112	56.33	169,320	33.12	65,095		70,189	
-------	-------	-------	---------	-------	--------	--	--------	--

RURAL PATRONS  
FOR COUNTY

	POP	PER CENT COUNTY POP	COUNTY DOLLARS	CNTY DOLLARS PER CAP
WORTH	4,063	44.77	32,385	7.97

NONLIBRARY INCORP AREAS  
FOR COUNTY

	POP	PER CENT COUNTY POP
WORTH	100	1.10

REPORT FOR COUNTY WRIGHT  
POPULATION 16,319

CITY	POP	PER CENT COUNTY POP	TOTAL INCOME	MUNIC PER CAP	ALL CIRC	UNIT COST CIRC	HOLDINGS	PER CENT COUNTY HOLD
CLARION	3,060	18.75	35,855	11.72	26,266	1.61	17,213	20.69
EAGLE GROVE	4,324	26.50	60,276	13.94	53,028	1.39	24,406	29.33
BELMOND	2,505	15.35	57,369	22.90	35,896	1.56	23,003	27.65
DDWS	771	4.72	4,868	6.31	23,670	.81	13,190	15.85
ROMAN	259	1.59	3,918	15.13	7,368	1.61	5,395	6.48
SERVED URBAN FOR COUNTY								
WRIGHT	10,919	66.91	142,286	14.86	146,228		83,207	
RURAL PATRONS FOR COUNTY								
	POP	PER CENT COUNTY POP	COUNTY DOLLARS	CNTY DOLLARS PER CAP				
WRIGHT	4,452	27.28	66,146	14.86				
NONLIBRARY INCORP AREAS FOR COUNTY								
	POP	PER CENT COUNTY POP						
WRIGHT	948	5.81						

## STATE LIBRARY COMMISSION OF IOWA

## Commissioners:

Ted Healey.....Cedar Rapids 319-365-9426  
term expires June 30, 1991

Martin D. Phelan.....Davenport 319-355-1522  
term expires April, 1989

Mary Stuart, M.D.....Des Moines 515-244-3171  
term expires June 30, 1991

Phyllis Goldberg.....Shenandoah 712-246-2516  
term expires June 30, 1991

William O'Brien.....Des Moines 515-281-5241  
Supreme Court Administrator-permanently on Commission

Donna M. Burns.....Shell Rock 319-885-4786  
term expires April 30, 1989

Ed Zastrow.....Iowa City 319-351-5536  
term expires June 30, 1991

## State Library Staff

GENERAL INFORMATION LINES .....281-4102 or 281-5772  
Audio Visual In-WATS .....1-800-248-4462  
Library Development In-WATS .....1-800-248-4483  
Reference In-WATS .....1-800-362-2384

## ADMINISTRATION

Shirley George, State Librarian.....281-4105  
Beverly Beck, Confidential Secretary.....281-4105  
Carol Emerson, Information Specialist.....281-4350  
Doris Collette, Word Processor.....281-6788  
Geri Morris, Word Processor.....281-6788

Documents Depository Center  
Shirley Johnson, Documents Librarian....281-6718  
Pat Brown, Documents Clerk .....281-6718  
Althea Stanfield, Clerk Typist.....281-6718

Law Library

James Gritton, Law Librarian.....281-5124  
Jonetta Douglas, Library Associate.....281-5124  
Ruby Weigel, Library Associate.....281-5124  
Douglas Stephenson, Library Aide.....281-5124  
James Thompson, Library Aide.....281-5124  
Judy Neff, Clerk (during Legislature)...281-5124

## OFFICE OF INFORMATION

Linda Robertson, Director.....281-7574

Information Services

Vacant, Information Services Librarian....281-7507  
Pamela Rees, Medical Librarian.....281-5772  
Linda Maurer, Library Associate.....281-3384  
Gloria Kratz, Library Associate.....281-6789  
Lorraine Scovel, Telephone.....281-4118  
Phyllis Anderson, Library Aide .....281-4102  
Dennis Studer, Library Associate.....281-4111  
Wayne Peterson, Library Aide.....281-4102  
Patricia Downey, Medical Librarian.....281-3464  
Janice Murphy, Federal Documents Lib. ....281-3384  
Donna Broherd, Library Aide.....281-4102

Technical Services:

Frederick Chenery, Tech. Services Lib. ....281-4352  
Lois Perry, Library Associate.....281-4329  
Nona Davis, Data Entry Operator.....281-4329  
Mary Dales, Acquisitions.....281-4329  
Janice Henson, Library Aide.....281-4329

## OFFICE OF LIBRARY DEVELOPMENT:

William Cochran, Acting Director.....281-4400

Sandy Dixon, Consultant/Continuing Ed...281-4328  
Marilyn Nickelsburg, Consultant, Children's  
Services/Special Populations.....281-7573

Networking Services

Gerry Rowland, Network Coordinator.....281-4499  
Rinda Kramme, System Support Worker.....281-6920

Audio/Visual Services

Helen Dagley, AV Librarian .....281-3063  
Jackie Kokke, Library Associate.....281-4316  
Carol Van Brocklin, Library Aide.....281-4315  
Ray Fetters, Film Inspector .....281-4316

