



Zootaxa 4575 (1): 001–110
<https://www.mapress.com/j/zt/>

Copyright © 2019 Magnolia Press

Monograph

ISSN 1175-5326 (print edition)

ZOOTAXA

ISSN 1175-5334 (online edition)

<https://doi.org/10.11646/zootaxa.4575.1.1>

<http://zoobank.org/urn:lsid:zoobank.org:pub:35715448-1657-40FD-8ABD-6B6D0FCF8D0B>

ZOOTAXA

4575

An illustrated catalogue of the Neotropical Gracillariidae (Lepidoptera) with new data on primary types

JURATE DE PRINS^{1,8}, HELBER ADRIÁN ARÉVALO-MALDONADO², DONALD R. DAVIS³,
BERNARD LANDRY⁴, HÉCTOR A. VARGAS⁵, MIGNON M. DAVIS³, ROSÂNGELA BRITO⁶,
JÚLIA FOCHEZATO⁶, ISSEI OHSHIMA⁷ & GILSON RUDINEI PIRES MOREIRA⁶

¹Royal Belgian Institute of Natural Sciences, Brussels, Belgium. E-mail: jurate.deprins@gmail.com

²Museo entomológico Universidad Nacional Agronomía Bogotá, Bogotá, Colombia. E-mail: haarevaloma@unal.edu.co

³National Museum of Natural History, Smithsonian Institution, Washington, MD, USA, DAVISD@si.edu

⁴Muséum d'histoire naturelle, Route de Malagnou 1, 1208 Genève, Switzerland. E-mail: bernard.landry@ville-ge.ch

⁵Departamento de Recursos Ambientales, Facultad de Ciencias Agronómicas, Universidad de Tarapacá, Casilla 6-D, Arica, Chile.
E-mail: havargas@uta.cl

⁶Zoology Department, Bioscience Institute, Federal University of Rio Grande do Sul State, Porto Alegre, RS 91501-970, Brazil.
E-mail: rosangela.bri@gmail.com, fochezatoj@gmail.com, gilson.moreira@ufrgs.br

⁷Department of Life and Environmental Sciences, Kyoto Prefectural University, Kyoto, Japan. E-mail: issei@kpu.ac.jp

⁸Corresponding author



Magnolia Press
Auckland, New Zealand

Accepted by R. Zahreni: 17 Jan. 2019; published: 29 Mar. 2019

JURATE DE PRINS, HELBER ADRIÁN ARÉVALO-MALDONADO, DONALD R. DAVIS, BERNARD LANDRY, HÉCTOR A. VARGAS, MIGNON M. DAVIS, ROSÂNGELA BRITO, JÚLIA FOCHEZATO, ISSEI OHSHIMA & GILSON RUDINEI PIRES MOREIRA

An illustrated catalogue of the Neotropical Gracillariidae (Lepidoptera)

with new data on primary types

(*Zootaxa* 4575)

110 pp.; 30 cm.

29 Mar. 2019

ISBN 978-1-77670-624-2 (paperback)

ISBN 978-1-77670-625-9 (Online edition)

FIRST PUBLISHED IN 2019 BY

Magnolia Press

P.O. Box 41-383

Auckland 1346

New Zealand

e-mail: magnolia@mapress.com

<https://www.mapress.com/j/zt>

© 2019 Magnolia Press

All rights reserved.

No part of this publication may be reproduced, stored, transmitted or disseminated, in any form, or by any means, without prior written permission from the publisher, to whom all requests to reproduce copyright material should be directed in writing.

This authorization does not extend to any other kind of copying, by any means, in any form, and for any purpose other than private research use.

ISSN 1175-5326 (Print edition)

ISSN 1175-5334 (Online edition)

Table of contents

Abstract	3
Introduction	4
Material and methods	5
Taxonomy	6
Gracillariidae Stainton, 1854	6
Ormixolinae Kuznetsov & Baryshnikova, 2001	7
<i>Cactivalva</i> Moreira & Vargas, 2017	7
<i>Chileoptilia</i> Vargas & Landry, 2005	7
<i>Cuphodes</i> Meyrick, 1897	8
<i>Leurocephala</i> Davis & Mc Kay, 2011	8
<i>Neurobathra</i> Ely, 1918	8
<i>Neurostrota</i> Ely, 1918	9
<i>Parectopa</i> Clemens, 1860	10
<i>Penica</i> Walsingham, 1914	13
<i>Spanioptila</i> Walsingham, 1897	13
<i>Spinivalva</i> Moreira & Vargas, 2013	14
Gracillariinae Stainton, 1854	15
Gracillariini Stainton, 1854	15
<i>Caloptilia</i> Hübner, 1825	15
Parornichini Kawahara & Ohshima, 2016, stat. nov.	20
<i>Parornix</i> Spuler, 1910	20
Lithocolletinae Stainton, 1854	22
<i>Cremastobombycia</i> Braun, 1908	22
<i>Leucanthiza</i> Clemens, 1859	22
<i>Macrosaccus</i> Davis & De Prins, 2011	23
<i>Phyllonorycter</i> Hübner, 1822	24
<i>Porphyrosela</i> Braun, 1908	27
Acrocercopinae Kawahara & Ohshima, 2016	28
<i>Acrocercops</i> Wallengren, 1881	28
<i>Chilocampyla</i> Busck, 1900	39
<i>Cryptolectica</i> Vári, 1961	39
<i>Dialectica</i> Walsingham, 1897	40
<i>Eucosmophora</i> Walsingham, 1897	41
<i>Sauterina</i> Kuznetsov, 1979	45
<i>Telamoptilia</i> Kumata & Kuroko, 1988	45
<i>Vihualpenia</i> Mundaca, Parra & Vargas, 2013	46
Phyllocnistinae Herrich-Schäffer, 1857	46
Phyllocnistini Herrich-Schäffer, 1857	47
<i>Phyllocnistis</i> Zeller, 1848	47
Marmarini Kawahara & Ohshima, 2016, stat. nov.	56
<i>Marmara</i> Clemens, 1863	56
Oecophyllembiini Réal & Balachowsky, 1966, stat. nov.	58
<i>Angelabella</i> Vargas & Parra, 2005	58
<i>Prophyllocnistis</i> Davis, 1994	59
Species transferred to other families	59
<i>Stigmatophora albimacula</i> (Walsingham, 1897)	59
Acknowledgements	59
References	60
Figures	73

Abstract

Gracillariidae leaf miners include 1987 species of poorly studied micromoths for which the majority of the diversity has been described from temperate regions. The Neotropics harbors one of the richest faunas of Gracillariidae, but the rate of taxon descriptions has been slow because of limited sampling and taxonomic activity. In this illustrated catalogue, we provide, for the first time, 476 high resolution illustrations for the 201 species of named gracillariids occurring in the region and revise their classification, newly considering the family-group names Oecophyllembiini **stat. nov.**, Marmarini **stat. nov.**, and Parornichini **stat. nov.** as tribes of Phyllocnistinae, in the first two cases and Gracillariinae in the last case respectively. Two species, *Sauterina hexameris* (Meyrick, 1921) **comb. nov.** and *S. phiaropis* (Meyrick, 1921) **comb. nov.**,

are transferred to *Sauterina* from *Gracillaria*. By making taxonomic, distributional, molecular and biological data available in a concise form, we aim to facilitate taxonomic work on Neotropical gracillariids, and in turn to enhance studies in general on poorly studied organisms such as parasitoids from this biogeographical region.

Key words: distribution, DNA barcodes, host plants, gracillariids, leaf miners, parasitoids, species diversity, taxonomy, type illustrations

Introduction

In terms of impact and diversity Gracillariidae are recognized as the most taxonomically and ecologically diverse leaf-mining micromoth family. There are currently 1987 recognized species (2720 species-group names, including unavailable names) in 107 genera (149 genus-group names) that are distributed world-wide (De Prins & De Prins 2018). Gracillariidae are predominantly leaf-miners as larvae, although larvae of some species mine stems or fruits, and others bore into flowers, fruits or stems, and may also be leaf-rollers or gall inducers (*e.g.*, Davis *et al.* 1991; Guillén *et al.* 2001; Vargas & Landry 2005; Hu *et al.* 2011; Hanson *et al.* 2014; Kawakita & Kato 2016; Vargas-Ortiz *et al.* 2018). A recent review regarding their Neotropical species diversity accounted for 185 species, the lowest gracillariid richness by continent (Brito *et al.* 2016; De Prins *et al.* 2016). However, these authors predicted that the number of species should be twenty times greater in the region. These estimates are believed to be artificially low due to limited sampling and very little taxonomic work on the Neotropical fauna of this family (Lees *et al.* 2014; Brito *et al.* 2016). There is an urgent need to increase gracillariid taxonomic descriptions (Prathapan *et al.* 2018), and a considerable boost was generated by the Global Taxonomic Database of Gracillariidae available at www.gracillariidae.net (De Prins & De Prins 2018), which provided updated information on taxonomy and distribution of gracillariids, along with important details of their biology.

In addition to the remarkable diversity of Neotropical Gracillariidae, it is also important to highlight the uniqueness and level of potential endemism of this fauna. Although there are some widespread species (Landry 2006; Brito *et al.* 2017b), at least eleven genera are endemic to the Neotropics, seven of which were described in the last three decades (*e.g.*, Davis 1994; Moreira *et al.* 2018). While many of the endemic genera were originally described as monotypic, many new species have proven that these genera can be speciose. For instance, the genus *Leurocephala* Davis & Mc Kay, 2011, whose type species *Leurocephala schinusae* Davis & McKay, 2011 feeds on Anacardiaceae in Argentina (Davis *et al.* 2011) was described based on one species only, until a second species, *L. chilensis* Vargas & Moreira, 2016 was discovered and described shortly afterwards from Chile (Pereira *et al.* 2017).

By acting as anchors of taxa, type specimens play a fundamental role in taxonomy. Good descriptions of the types are especially important in the case of Neotropical gracillariids because many of the initial species descriptions were solely based on adult wing coloration. This was the case until the late twentieth century, when genitalia dissections were extensively utilized. However, taxonomic progress for Neotropical gracillariids has been hampered due to difficulties related to funding and access to type specimens, since most are deposited in museums outside of South America, particularly in Europe (*i.e.*, Natural History Museum, London) and USA (*i.e.*, Smithsonian Institution, Washington, D.C.). Furthermore, many nominal species are represented by only the holotype for which dissections cannot be made easily. For some genera like *Cryptolectica* Vári, 1961, *Eucosmophora* Walsingham, 1897, *Phyllocnistis* Zeller, 1848, *Spinivalva* Moreira & Vargas, 2013, *Telamoptilia* Kumata & Kuroko, 1988, and *Vihualpenia* Mundaca, Parra & Vargas, 2013 photographs of all types of Neotropical species have been published. Illustrations of some species from other genera have progressively been made public via the Global Taxonomic Database of Gracillariidae (De Prins & De Prins 2018), but the work is far from complete. A publication assembling and encompassing high resolution illustrations of Neotropical gracillariid types was greatly needed, and would benefit researchers working in the Neotropics and elsewhere.

The taxonomic diversity of gracillariids in the Neotropical region has been recently documented by a checklist (De Prins *et al.* 2016), which forms the basis for the present study. Because this checklist preceded the family-level phylogeny and classification of Kawahara *et al.* (2017) (a simplified phylogeny shown in Fig. 01), the most recent classification proposed by the latter authors was not taken into account, but is now embraced herein to the extent of current knowledge and sampling of exemplars. The current study has three main goals: 1) to provide high resolution illustrations for types and verified voucher specimens of recognized Neotropical gracillariid species, 2) to revise the information on corresponding primary types; and 3) to update their classification at the subfamily

level. We have checked and verified the types of all 201 species of Neotropical Gracillariidae. The types of three species *Parornix errantella* (Walsingham, 1897), *P. impressipinella* (Bilimek, 1867) and *Leucanthiza forbesi* Bourquin, 1962 could not be traced in any collection in the world and neotypes for these species need to be designated. Following the phylogeny and classification of Kawahara *et al.* (2017) eight family-group names were recognized as subfamilies. In the present catalogue these groups are retained in the same taxonomic rank, but the 201 species are assigned to 29 genera and grouped into five gracillariid subfamilies: Ornixolinae, Gracillariinae, Lithocolletinae, Acrocercopinae, and Phyllocnistinae. The other three family-group names *Oecophyllembiini stat. nov.*, *Marmarini stat. nov.*, and *Parornichini stat. nov.* are considered here as tribes within the Phyllocnistinae (for the first two tribes) and Gracillariinae (for the last tribe), respectively (see Fig. 01). The subfamilies are arranged here in taxonomical order. The genera and species are organized within each subfamily in alphabetical order. Users of the catalogue should note that we present the current state of the art. We are very well aware that the taxonomic position of some species/genera might change following detailed morphological and molecular studies. In particular, the subfamilies Gracillariinae and Acrocercopinae currently include many doubtfully placed taxa.

Data gathering for this study has resulted from a collaborative effort involving many gracillariid researchers, museum curators and staff from around the world. Preliminary results of this study were presented by the first author at the International Symposium on Gracillariidae, held at Serra Bonita Reserve, Brazil, in January 15–19, 2018. We hope that by making these illustrations and photographs of types available, supplemented by taxonomic, distribution, biological and DNA data (BOLD 2018; GenBank 2018) in a concise and organized form, we will not only facilitate taxonomic work on Neotropical gracillariids, but also stimulate further studies on gracillariids from other regions and on other poorly studied Neotropical arthropods, including parasitoids.

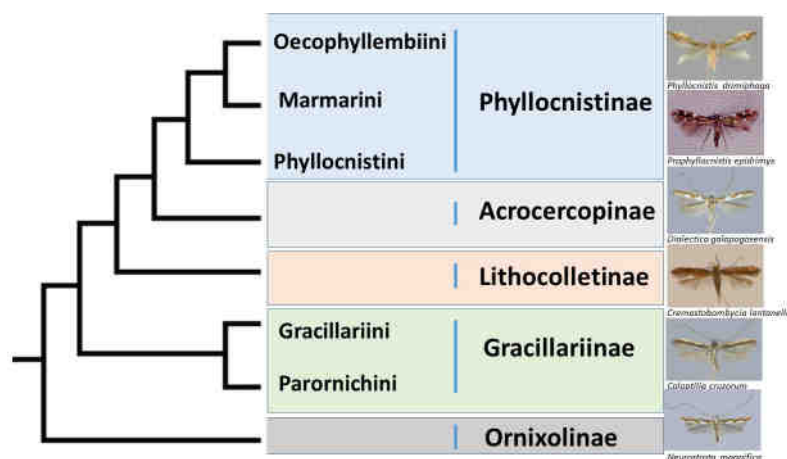


FIGURE 1. A simplified phylogeny of the family Gracillariidae following Kawahara *et al.* (2017).

Material and methods

List of depositories of Neotropical Gracillariidae primary types:

BMNH	see NHMUK
CDRS	Charles Darwin Research Station, Galápagos, Santa Cruz Island, Ecuador
CNC	Canadian National Collection of Insects, Ottawa, Canada
coll. V. Becker	Camacan, Bahia, Brazil
coll. Bourquin	Buenos Aires, Argentina
coll. da Costa Lima	Rio de Janeiro, Brazil
coll. Deschka	Steyr, Austria
coll. Orfila	Buenos Aires, Argentina
coll. Wagner	University of Connecticut, Storrs, USA
CU	Cornell University, Ithaca, USA
DZUP	Coleção Padre Jesus S. Moure, Departamento de Zoologia, Universidade Federal do

	Paraná, Curitiba, Brazil
GAMNH	“Grigore Antipa” National Museum of Natural History, Bucharest, Romania
IDEA	Colección Entomológica de la Universidad de Tarapacá, Arica, Chile
IFML	Instituto Fundación Miguel Lillo, Tucumán, Argentina
INBIO	Instituto Nacional de Biodiversidad, Santo Domingo, Costa Rica (see Note below).
LMCI	Laboratório de Morfologia e Comportamento de Insetos, Universidade Federal do Rio Grande do Sul, Porto Alegre, Brazil
MACN	Museo Argentino de Ciencias Naturales, Buenos Aires, Argentina
MCN	Museo Miguel Lillo de Ciencias Naturales. Tucumán, Argentina
MCNZ	Museu de Ciências Naturais, Fundação Zoobotânica do Rio Grande do Sul, Porto Alegre, Brazil
MCTP	Museu de Ciências e Tecnologia da Pontifícia Universidade Católica do Rio Grande do Sul, Porto Alegre, Brazil
MGCL	McGuire Center for Lepidoptera and Biodiversity, Florida Museum of Natural History, Gainesville, USA
MHNG	Musée d'Histoire naturelle de Genève, Switzerland
MNHN	Musée national d'Histoire naturelle, Paris, France
MNNC	Museo Nacional de Historia Natural de Santiago, Chile
MZUC	Museo de Zoología de la Universidad de Concepción, Chile
MHNC	Museo de Historia Natural de Costa Rica
NHMUK	Natural History Museum, London, UK
RNHL	Naturalis Biodiversity Center, Leiden, Netherlands
UCR	Museo de Zoología, Universidad de Costa Rica, San Pedro Montes de Oca, Costa Rica
UNAB	Museo entomológico Universidad Nacional Agronomía Bogotá, Bogotá, Colombia
USNM	United States National Museum (=Smithsonian Institution), Washington DC, USA
ZMHB	Museum für Naturkunde, Berlin, Germany
ZMUC	Statens Naturhistoriske Museum, Copenhagen, Denmark.

Note: the abbreviations BMNH and NHMUK indicate the same depository, Natural History Museum, London, UK. The abbreviation NHMUK succeeded BMNH.

The abbreviation MNCR-A (Museum Nacional de Costa Rica, Artrópodos) and INBIO (Instituto Nacional de Biodiversidad, Santo Domingo, Costa Rica) indicate the same depository, since Museum Nacional de Costa Rica, Artrópodos succeeded Instituto Nacional de Biodiversidad, Santo Domingo, Costa Rica.

Taxonomy

Gracillariidae Stainton, 1854

"Gracilariidae"—Stainton, H.T. 1854. Lepidoptera: Tineina. In: *Insecta Britannica*. Vol. 3. Lovell Reeve, London, 193. Type genus: *Gracillaria* Haworth, 1828, Lepidoptera Britannica: 527. The International Commission on Zoological Nomenclature, 1970, *Bulletin of Zoological Nomenclature* 27 (Opinion 912): 27, placed Gracillariidae Stainton, 1854, on the Official List of Family-Group Names in Zoology, and at the same time placed Gracilariidae Stainton, 1854, as an incorrect original spelling, on the Official Index of Rejected and Invalid Family-Group Names in Zoology.

Gracillaridae Bruand, [1851]

"Tribus XVI. Gracillaridae"—Bruand d'Uzele, C.T. [1851]. Tinéides. Catalogue du Doubs. (Suite). *Mémoires de la Société d'émulation du Doubs*, ser. 1, tom 3, (1849–1850), livraisons 5-6: 53. A nomen oblitum.

Gracilariidae Stainton, 1854

"Gracilariidae"—Stainton, H.T. 1854. Lepidoptera: Tineina. In: *Insecta Britannica*. Vol. 3. Lovell Reeve, London: 193. An incorrect original spelling of Gracillariidae Stainton, 1854.

Gracillaridae Morris, 1870

"Gracillaridae"—Morris, F.O. 1870. *A natural History of British Moths*. Vol. 4. Longman, Green, Reader and Dyer, London: 153. An incorrect subsequent spelling of Gracillariidae Stainton, 1854.

Gracilaridae Wocke, 1871

"Gracilaridae"—Wocke, M.F. 1871. II. Microlepidoptera. In Staudinger, O. & Wocke, M.F. *Catalog der Lepidopteren des*

europaeischen Faunengebiete. O. Staudinger, und in der Königl. Hofbuchhandlung von Hermann Burdach, Dresden: 310. An incorrect subsequent spelling of Gracillariidae Stainton, 1854.

Gracilariidae Walsingham, 1891

"Gracilariidae"—Walsingham, Lord (Thomas de Grey). 1891. *Entomologist's Monthly Magazine* 2 (27) (ser. 2): 150. An incorrect subsequent spelling of Gracillariidae Stainton, 1854.

Gracilariidae Meyrick, 1912

"Gracilariidae"—Meyrick, E. 1912b. *Lepidoptera Heterocera (Tineae). Fam. Gracilariidae*. In: Wytzman, P. (ed.): *Genera Insectorum*. Fascicule 128. V. Verteneuil & L. Desmet, Imprimeurs-Éditeurs, 1. An incorrect subsequent spelling of Gracillariidae Stainton, 1854.

Ornixolinae Kuznetsov & Baryshnikova, 2001

"Subfam. Ornixolinae Kuznetsov et Baryshnikova subfam. n."—Kuznetsov, V.I. & Baryshnikova, S.V. 2001. *Entomologicheskoe Obozrenie*, 80(1): 99. Type genus: *Ornixola* Kuznetsov, 1979b. Treated as a separate subfamily by Kuznetsov & Baryshnikova (2001) and Kawahara *et al.* (2017).

Cactivalva Moreira & Vargas, 2017

"*Cactivalva* Moreira & Vargas gen. nov."—Moreira, G.R.P., Pollo, P., Brito, R., Gonçalves, G.L. & Vargas H.A. 2018. *Austral Entomology*, 57: 64–67. Type species: *Cactivalva nebularia* Moreira & Vargas, 2017. By original designation. Released online 09 February 2017.

***Cactivalva nebularia* Moreira & Vargas, 2017**

(Figs 02, 200, 352, 417, 475)

"*Cactivalva nebularia* Moreira & Vargas, sp. nov."—Moreira, G.R.P., Pollo, P., Brito, R., Gonçalves, G. L. & Vargas H.A. 2018. *Austral Entomology* 57: 67–75, figs 1–11. Released online 09 February 2017.

Type locality: Brazil, São Francisco de Paula Municipality, Centro de Pesquisas e Conservação da Natureza Pró-Mata, 29°28'36"S 50°10'01"W, 30.xi.2011, leg. G.R.P. Moreira, H.A. Vargas & R. Brito.

Type specimens: Holotype ♂, acquisition number 33211, DZUP; Paratypes 2♂ and 2♀, acquisition numbers 33221, 33231, DZUP, acquisition numbers 57100, 57101, MCTP.

Distribution: Brazil (Moreira *et al.* 2018: 74).

Larval hostplant(s): Cunoniaceae: *Weinmannia paullinifolia* Pohl (Moreira *et al.* 2018: 73).

DNA: BOLD MISA016-16, MISA017-16, MISA018-16; GenBank KY006930, KY006931, KY006932 (Moreira *et al.* 2018).

Chileoptilia Vargas & Landry, 2005

"*Chileoptilia* Vargas & Landry, n. gen."—Vargas H.A. & Landry, B. 2005. *Acta Entomologica Chilena* 29(1): 50–51. Type species: *Chileoptilia yaroella* Vargas & Landry, 2005. By original designation.

***Chileoptilia yaroella* Vargas & Landry, 2005**

(Figs 03, 201, 353, 418, 475)

"*Chileoptilia yaroella* Vargas & Landry, n. sp."—Vargas H.A. & Landry, B. 2005. *Acta Entomologica Chilena* 29(1): 51–54, figs 1–19.

Type locality: Chile, I Región, Chaca, vii.2003, leg. H.A. Vargas.

Type specimens: Holotype ♂, MHNG ENTO 00011906, MHNG; Paratypes 15♂ and 14♀, genitalia slides MHNG 2749, BL 1562, BL 1563, IDEA, MHNG, MNNC, NHMUK and USNM.

Distribution: Chile (Vargas & Landry 2005: 56), Costa Rica (BOLD).

Larval hostplant(s): Fabaceae: *Acacia macracantha* Humb. & Bonpl. ex Willd. (Vargas & Landry 2005: 56).

DNA: BOLD GRPAL480-11, Project Malaise Traps BIOUG07446-A08; GenBank: KF460891 (Lees *et al.* 2014).

***Cuphodes* Meyrick, 1897**

"*Cuphodes*, n. g."—Meyrick, E. 1897. *Proceedings of the Linnean Society of New South Wales* 22: 299 (key), 314. Type species: *Cuphodes thysanota* Meyrick, 1897. By monotypy.

***Cuphodes paragraptata* (Meyrick, 1915)**

(Figs 04, 202, 475)

"*Phrixosceles paragraptata*, n. sp."—Meyrick, E. 1915b. *Transactions of the Entomological Society of London* (2): 223–224.

Type locality: British Guiana [Guyana], Bartica, iv.1913, leg. Parish.

Type specimens: Syntypes 1♂ BMNH(E) 1406555 and 1♀, BMNH(E) 1406667, NHMUK.

Distribution: Guyana (Meyrick 1915b: 224).

Larval hostplant(s): Unknown.

***Leurocephala* Davis & Mc Kay, 2011**

"*Leurocephala* Davis and Mc Kay, new genus"—Davis, D.R., Mc Kay, F. Oleiro, M., Diniz Vitorino, M. & Wheeler, G.S. 2011. *Journal of the Lepidopterists' Society* 65(2): 74–76. Type species: *Leurocephala schinusae* Davis & Mc Kay, 2011". By original designation and monotypy.

***Leurocephala chilensis* Vargas & Moreira, 2016**

(Figs 05, 203, 475)

"*Leurocephala chilensis* Vargas & Moreira sp. nov."—Pereira, C.M., Silva, D.S., Gonçalves, G.L., Vargas, H.A. & Moreira, G.R.P. 2017. *Revista Brasileira de Entomologia* 61: 7–13.

Type locality: Chile, Arica, Azapa, e.l. *Schinus molle*, ??:vii.2015, leg. H.A. Vargas.

Type specimens: Holotype ♂, MNNC; Paratypes 8♂, 6♀, genitalia slides HAV276♂, HAV358♂, HAV359♂, HAV402♂, HAV1020♂, HAV1024♂, HAV108♀, HAV1021♀, HAV1023♀, MNNC, IDEA.

Distribution: Chile (Pereira *et al.* 2017: 12).

Larval hostplant(s): Anacardiaceae: *Schinus molle* L. (Pereira *et al.* 2017: 7).

DNA: BOLD MISA007-16, MISA008-16; GenBank KY006921, KY006922 (Pereira *et al.* 2017).

***Leurocephala schinusae* Davis & Mc Kay, 2011**

(Figs 06, 354, 419, 475)

"*Leurocephala schinusae* Davis and Mc Kay, new species"—Davis, D.R., McKay, F. Oleiro, M., Diniz Vitorino, M. & Wheeler, G.S. 2011. *Journal of the Lepidopterists' Society* 65(2): 76–89, figs 1, 4, 16–19, 31–106.

Type locality: Argentina, Misiones Province, Road 12, 2 km N Libertad, e.l. *Schinus terebinthifolius*, 02.viii.2006, leg. F. Mc Kay & M. Oleiro.

Type specimens: Holotype ♂, USNM; Paratypes 27♂, 19♀, MACN, DZUP, USNM.

Distribution: Argentina, Brazil, Paraguay (Davis *et al.* 2011: 79).

Larval hostplant(s): Anacardiaceae: *Schinus longifolius* (Lindl.) Speg., *S. terebinthifolius* Raddi (Davis *et al.* 2011: 79).

Parasitoids: Braconidae: *Isdromas* sp., *Pholetesor* sp., *Orgilus* sp.; Ichneumonidae: *Pimpla croceiventris* (Cresson), *Acrolyta* sp., *Lymeon* sp. (Davis *et al.* 2011: 79).

DNA: BOLD RDOPO384-10, RDOPO385-10, RDOPO 414-10, MISA009-16, MISA010-16, MISA011-16, MISA012-16; GenBank KY006923, KY006924, KY006925, KY006926, HM382092, HM382093, HM382112 (Pereira *et al.* 2017).

***Neurobathra* Ely, 1918**

"*Neurobathra* gen. nov."—Ely, C.R. 1918. *Proceedings of the Entomological Society of Washington* 19B (1917)(1–4): 41. Type species: *Gracillaria strigifinitella* Clemens, 1860a. By original designation. The type species was established in combination with the generic name *Gracillaria*, at that time an incorrect subsequent spelling of *Gracillaria* Haworth, 1828 (Nye & Fletcher 1991: 203).

***Neurobathra curcassi* Busck, 1934**

(Figs 07, 355, 420)

"*Neurobathra curcassi* new species"—Busck, A. [1934]. *Entomologica Americana* 13 (1933)(4): 181.

Type locality: Cuba, Santiago de las Vegas.

Type specimens: Holotype, nr. 44151 (gender not stated), USNM.

Distribution: Cuba (Busck [1934]: 181).

Larval hostplant(s): Euphorbiaceae: *Jatropha curcas* L. (Busck [1934]: 181).

***Neurostrota* Ely, 1918**

"*Neurostrota*."—Ely, C.R. 1918. *Proceedings of the Entomological Society of Washington* 19B (1917)(1–4): 38 (key), 41. Type species: *Gracillaria gunniella* Busck, 1906. By original designation. From a multiple original spelling in which *Neurostrota* and *Neurostrata* were used, Vári, L. 1961. *Transvaal Museum Memoir* 12: 42, acted as first reviser under the Code (Edn. 3), Article 24, and chose *Neurostrota* as the name to denote the taxon (Nye & Fletcher 1991: 203).

Neurostrata Ely, 1918

"*Neurostrata* nov. gen."—Ely, C.R. 1918. *Proceedings of the Entomological Society of Washington* 19B (1917)(1–4): 41. An incorrect (of multiple) original spelling of *Neurostrota* Ely, 1918 (Nye & Fletcher 1991: 203).

***Neurostrota brunnea* Landry, 2006**

(Figs 08, 204, 356, 421, 475)

"*Neurostrota brunnea* sp. n."—Landry, B. 2006. *Revue suisse de Zoologie* 113(3): 478–483, figs 9, 18A–D, 27A–B.

Type locality: Ecuador, Galápagos, San Cristóbal, Hacienda El Cafétal, 22.ii.2005, leg. B. Landry.

Type specimens: Holotype ♂, genitalia slide MHNG 3009♂, MHNG; Paratypes 1♂ and 3♀: BMNH(E) 1479430, genitalia slides BL 1591, MHNG 3015, CDRS, MHNG, NHMUK.

Distribution: Ecuador: Galápagos Islands (Landry 2006: 483).

Larval hostplant(s): Unknown.

***Neurostrota cupreella* (Walsingham, 1897)**

(Figs 09, 205)

"*Eucosmophora cupreella*, sp. n."—Walsingham, Lord (Thomas de Grey). 1897. *Proceedings of the Zoological Society of London* 1897(10): 150.

Type locality: Jamaica, Moneague, 1100 ft, xi.1891, leg. Rendall.

Type specimens: Holotype ♂, BMNH(E) 1407590, coll. Walsingham, NHMUK.

Note: transferred to *Neurostrota* by Davis & Wagner (2005: 1).

Distribution: Jamaica (Walsingham 1897: 150).

Larval hostplant(s): Unknown.

***Neurostrota gunniella* (Busck, 1906)**

(Figs 10, 358, 422)

"*Gracillaria (Dialectica) gunniella*, new species"—Busck, A. 1906. *Proceedings of the United States National Museum* 30(1465): 731–732.

Type locality: [U.S.A.], Tex.[as], Brownsville.

Type specimens: Lectotype ♀, Paralectotypes 11♀, designated by Davis (*In*: Davis *et al.* 1991: 31), USNM.

Distribution: Costa Rica (Davis *et al.* 1991: 31), Cuba (Busck [1934]: 179), Mexico (Davis *et al.* 1991: 31).

Note: Australasian Region: Australia: Northern Territory (introduced) (Davis *et al.* 1991: 16);

Nearctic Region: United States: Texas (Busck 1906: 179);

Oriental Region: Thailand (introduced) (Davis *et al.* 1991: 43).

Larval hostplant(s): Fabaceae: *Mimosa asperata* L. (Busck [1934]: 179), *M. pigra* L., *M. pigra* var. *berlandieri* (Gray ex Torr.) B. Turner), *Neptunia plena* (L.) Benth. (Davis *et al.* 1991: 17).

Parasitoids: Braconidae: *Orgilus* sp., *Phanomeris* sp., *Hypomicrogaster* sp., *Bracon* sp., *Apanteles* sp. (Davis *et al.* 1991: 41); Chalcididae: *Brachymeria* sp. (Davis *et al.* 1991: 41); Diptera: Chloropidae: *Fiebrigella* sp.;

Tachinidae: *Elfia* sp. (Davis *et al.* 1991: 41); Eulophidae: *Horismenus* sp., *Elasmus* sp. (Davis *et al.* 1991: 41); Perilampidae: *Perilampus* sp. (Davis *et al.* 1991: 41).

DNA: BOLD 10ANIC-12278, 10ANIC-12279, USNMENT 00657281–00657284, USNMENT 00657286–00657288.

Note: the record in GenBank KF395123 (Hebert *et al.* 2013) is from Australia (an introduced species for biocontrol).

***Neurostrota magnifica* Landry, 2006**

(Figs 11, 206, 357, 423, 475)

"*Neurostrota magnifica* sp. n."—Landry, B. 2006. *Revue suisse de Zoologie* 113(3): 474–478, figs 8, 17A–D, 26A–B.

Type locality: Ecuador, [Galápagos] San Cristóbal, 4 km South East Puerto Baquerizo, 00°54.800'S 89°34.574'W, 17.iii.2004, leg. B. Landry.

Type specimens: Holotype ♂, MHNG ENTO 00009157, MHNG; Paratypes 2♂ and 16♀, BMNH(E) 1479427, genitalia slides BL 1584, BL 1586, BL 1599, CDRS, MHNG, NHMUK, USNM.

Distribution: Ecuador: Galápagos Islands (Landry 2006: 478).

Larval hostplant(s): Unknown.

***Neurostrota pithecolobiella* Busck, [1934]**

(Fig. 12)

"*Neurostrota pithecolobiella* new species"—Busck, A. [1934]. *Entomologica Americana* 13 (1933)(4): 180–181.

Type locality: Cuba, Santiago de las Vegas.

Type specimens: Holotype, nr. 44150 (gender not stated), USNM.

Distribution: Cuba (Busck [1934]: 180).

Larval hostplant(s): Fabaceae: *Albizia saman* F.Muell. (Busck [1934]: 180).

***Parectopa Clemens*, 1860**

"*Parectopa*."—Clemens, B. 1860. *Proceedings of the Academy of Natural Sciences of Philadelphia* [1860]: 209–210. Type species: *Parectopa lepedezaefoliella* Clemens, 1860. By monotypy.

Parectopa Lower, 1923

"*Parectopa*"—Lower, O. B., 1923. *Transactions and Proceedings of the Royal Society of South Australia* 47: An incorrect subsequent spelling of *Parectopa* Clemens, 1860.

***Parectopa dactylota* Meyrick, 1915**

(Figs 13, 207, 475)

"*Parectopa dactylota*, n. sp."—Meyrick, E. 1915b. *Transactions of the Entomological Society of London* (2): 236.

Type locality: Ecuador, Huigra, 4500 ft.; Peru, Lima, 500 ft, viii.1914, leg. Parish.

Type specimens: 7 syntypes (♂ and ♀), BMNH(E) 1408154, NHMUK.

Distribution: Ecuador, Peru (Meyrick 1915b: 236).

Larval hostplant(s): Unknown.

***Parectopa exorycha* Meyrick, 1928**

(Figs 14, 208, 475)

"*Parectopa exorycha*, n. sp."—Meyrick, E. 1928. *Exotic Microlepidoptera* (Marlborough) 3(13): 409.

Type locality: Brazil, Rio Grande do Sul.

Type specimens: 4 Syntypes, ♂, ♀, BMNH(E) 1408780, NHMUK.

Distribution: Brazil (Meyrick 1928: 409).

Larval hostplant(s): Unknown.

***Parectopa heptametra* Meyrick, 1915**

(Figs 15, 209, 475)

"*Parectopa heptametra*, n. sp."—Meyrick, E. 1915b. *Transactions of the Entomological Society of London* (2): 235.

Type locality: Colombia, La Crumbre, 6000 ft., v.1914.

Type specimens: Syntypes 1♂ and 1♀, BMNH(E) 1408749, BMNH(E) 1408751, NHMUK.

Distribution: Colombia (Meyrick 1915b: 235).

Larval hostplant(s): Unknown.

***Parectopa lithocolletina* (Zeller, 1877)**

(Figs 16, 210, 475)

"*G.[racilaria] lithocolletina*"—Zeller, P.C. 1877. *Horae Societatis Entomologicae Rossicae* 13(1–4): 415–416; pl. 6, fig. 147.

Type locality: [Colombia], Chipo [Cota].

Note: The original description presents the type locality as Chipo without any further indication. Chipo is a town in Ecuador. However, it would have been impossible at that time to travel ca. 1500 km and to reach Chipo [Ecuador] in a few days after collecting other species of gracillariids in Bogotá. Chipo and Quique are former names of Pueblo Viejo, vicinities of Cota, a small town 31 km north of Bogotá, 4°48'N 4.631" 74° 5' 25.911"W (Helber Arévalo-Maldonado in prep., communicated on 16 October 2018).

Type specimens: Holotype ♀, BMNH(E) 1407709, NHMUK.

Distribution: Colombia (Zeller 1877: 416).

Larval hostplant(s): Unknown.

***Parectopa lithomacha* Meyrick, 1915**

(Figs 17, 211, 475)

"*Parectopa lithomacha*, n. sp."—Meyrick, E. 1915b. *Transactions of the Entomological Society of London* (2): 235–236.

Type locality: Ecuador, Huigra, 4500 ft, vi.1914, leg. Parish.

Type specimens: 24 syntypes (♂ and ♀), BMNH(E) 1408776, NHMUK.

Distribution: Ecuador (Meyrick 1915b: 236).

Larval hostplant(s): Unknown.

***Parectopa nesitis* (Walsingham, 1897)**

(Fig. 18)

"*Gracilaria nesitis*, sp. n."—Walsingham, Lord (Thomas de Grey). 1897. *Proceedings of the Zoological Society of London* 1897(10): 153.

Type locality: [Virgin Islands], S[ain]t Thomas.

Type specimens: Type ♀, coll. Gudmann, 1 more specimen [not included in type series].

Note: Microlepidoptera specimens of Gudmann collection in 1932 were obtained by Carl Sofius Larsen (Faaborg, Denmark) (Horn & Kahle 1935: 98). Frederik Gudmann was a gifted collector of Danish Microlepidoptera. He did not keep a personal collection of them, but sent all specimens he collected to Carl Sofus Larsen, who set them and included them in his collection. The only collecting trip to abroad of F. Gudmann was when he, together with Wilhelm von Hedemann, joined Lord Walsingham on a collecting trip to the (then Danish) Virgin Islands. There are no specimens in ZMUC from that trip labelled as having been collected by Gudmann. Most probably he gave all to Lord Walsingham. Wilhelm von Hedemann kept part of the collected specimens from that trip for his own collection, which was—after his death—sold to Aristide Caradja. But there are no specimens found from the Frederik Gudmann's collection in the Aristide Caradja's collection in Bucharest (Mihai Stănescu, pers. comm. 9 August 2018). There are some duplicate specimens in ZMUC, including some potential paratypes, but there are no any Gracillariidae among them (Ole Karsholt, pers. comm. 16 April 2018). Three specimens, identified as *P. nesitis*, are discovered in the collection of Lord Walsingham. This collection now is incorporated into the General Collection of Gracillariidae, NHMUK. The collecting locality of the photographed voucher specimen is Jamaica (Fig. 18).

Distribution: Jamaica (from the labels at NHMUK), Virgin Islands: Saint Thomas (Walsingham 1897: 153).

Larval hostplant(s): Unknown.

***Parectopa pselaphotis* Meyrick, 1915**

(Figs 19, 475)

"*Parectopa pselaphotis*, n. sp."—Meyrick, E. 1915b. *Transactions of the Entomological Society of London* (2): 237.

Type locality: Ecuador, Huigra, 4500 ft., vi.1914, leg. Parish.

Type specimens: Holotype ♂, BMNH(E) 1407842, NHMUK; 3 Paratypes ♂, ♀, NHMUK.

Distribution: Ecuador (Meyrick 1915b: 237).

Larval hostplant(s): Unknown.

***Parectopa pulverella* (Walsingham, 1897)**

(Figs 20, 212)

"*Gracilaria pulverella*, sp. n."—Walsingham, Lord (Thomas de Grey). 1897. *Proceedings of the Zoological Society of London* 1897(10): 153.

Type locality: [Virgin Islands], S[ain]t Thomas, S[aint] Croix, 02.iv.1894.

Type specimens: Holotype ♀, coll. Hedemann, nr. 176205, GAMNH; 1 more specimen (gender not stated) [not included in type series], coll. Gudmann.

Note: The collection of Microlepidoptera of Wilhelm von Hedemann was obtained by Aristide Caradja via Hans Larsen. The specialized collection of macro Lepidoptera from Mexico is given to the Natural History Museum in Vienna in 1865 (Horn & Kahle 1935: 107; Sabine Gaal-Haszler, pers. comm., 03 July 2018) and some micro moths were given to Aristide Caradja who deposited them to the "Grigore Antipa" National Museum of Natural History in Bucharest (Mihai Stanescu, pers. comm., 09 August 2018).

Distribution: Dominican Republic, Virgin Islands: Saint Thomas (Walsingham 1897: 153).

Larval hostplant(s): Unknown.

***Parectopa quadristrigella* (Zeller, 1877)**

(Figs 21, 213, 475)

"*G[racilaria] quadristrigella*"—Zeller, P.C. 1877. *Horae Societatis Entomologicae Rossicae* 13(1–4): 416–418; pl. 6, fig. 148.

Type locality: [Colombia], Bogotá.

Type specimens: Holotype ♂, BMNH(E) 1407684, NHMUK.

Distribution: Colombia (Zeller 1877: 418).

Larval hostplant(s): Unknown.

***Parectopa refulgens* Meyrick, 1915**

(Figs 22, 214, 475)

"*Parectopa refulgens*, n. sp."—Meyrick, E. 1915b. *Transactions of the Entomological Society of London* (2): 234.

Type locality: Ecuador, Huigra, 4500 ft., vi.1914, leg. Parish.

Type specimens: Holotype ♀, BMNH(E) 1407833, NHMUK.

Distribution: Ecuador (Meyrick 1915b: 234).

Larval hostplant(s): Unknown.

***Parectopa rotigera* Meyrick, 1931**

(Figs 23, 215, 475)

"*Parectopa rotigera* n. sp."—Meyrick, E. 1931a. *Anales del Museo Nacional de Historia Natural de Buenos Aires* 36(): 400.

Type locality: S.[outh] Chile, Llanquihue Province, Casa Pangué, 4–10.xii.1926, leg. F. & M. Edwards.

Type specimens: Holotype ♂, BMNH(E) 1407827, NHMUK.

Distribution: Chile (Meyrick 1931a: 400).

Larval hostplant(s): Unknown.

***Parectopa trichophysa* Meyrick, 1915**

(Figs 24, 216, 475)

"*Parectopa trichophysa*, n. sp."—Meyrick, E. 1915b. *Transactions of the Entomological Society of London* (2): 235–236.

Type locality: Peru, Lima, 500 ft, viii.1914, leg. Parish.

Type specimens: Syntypes 5♂, BMNH(E) 1408753, NHMUK.

Distribution: Peru (Meyrick 1915b: 236).

Larval hostplant(s): Unknown.

***Parectopa undosa* (Walsingham, 1897)**

(Figs 25, 217)

"*Gracilaria undosa*, sp. n."—Walsingham, Lord (Thomas de Grey). 1897. *Proceedings of the Zoological Society of London* 1897(10): 153.

Type locality: Haiti, Port-au-Prince, 20.iii.1894; [Virgin Islands], S[ain]t Thomas, 20.iii.1894, leg. W. Hedemann.

Type specimens: Syntype ♂, coll. Walsingham, BMNH(E) 1407783, NHMUK.

Distribution: Haiti, Virgin Islands: Saint Thomas (Walsingham 1897: 153).

Larval hostplant(s): Unknown.

***Parectopa viminea* Meyrick, 1915**

(Figs 26, 218, 475)

"*Parectopa viminea*, n. sp."—Meyrick, E. 1915b. *Transactions of the Entomological Society of London* (2): 237.

Type locality: Peru, Matucana, 7780 ft, vii.1914.

Type specimens: Holotype ♂, BMNH(E) 1407824, NHMUK.

Distribution: Peru (Meyrick 1915b: 237).

Larval hostplant(s): Unknown.

***Penica* Walsingham, 1914**

"*Penica*, gen. n."—Walsingham, Lord (Thomas de Grey) 1914. *Biologia Centrali-Americana, Lepidoptera-Heterocera* 4 (1909–1915): 338. Type species: *Penica peritheta* Walsingham, 1914. By original designation.

Note: Although this genus is placed in Gracillariinae in Kawahara *et al.* (2017), neither morphological nor molecular data support the present systematic position that has been proposed. Here we place this genus in Ornixolinae.

***Penica peritheta* Walsingham, 1914**

(Figs 27, 219)

"*Penica peritheta*, sp. n."—Walsingham, Lord (Thomas de Grey). 1914. *Biologia Centrali-Americana, Lepidoptera-Heterocera* 4(1909–1915): 338; pl. 9, fig. 32.

Type locality: Mexico, Guerrero, Amula, 6000 ft, viii.18??, leg. H.H. Smith.

Type specimens: Holotype ♀, NHMUK010920068, coll. Walsingham nr. 66739♀, NHMUK; Paratypes 5 specimens (gender not stated), coll. Walsingham nrs. 66743, 66744, USNM, nrs 66740, 66741, 66742, BMNH(E) 1407210, BMNH(E) 1407216, BMNH(E) 1407220, NHMUK.

Distribution: Mexico (Walsingham 1914: 338).

Larval hostplant(s): Unknown.

***Spanioptila* Walsingham, 1897**

"*Spanioptila*, g. n."—Walsingham, Lord (Thomas de Grey). 1897. *Proceedings of the Zoological Society of London* 1897(10): 148. Type species: *Spanioptila spinosum* Walsingham, 1897. By original designation.

***Spanioptila codicaria* Meyrick, 1920**

(Figs 28, 220, 475)

"*Spanioptila codicaria*, n. sp."—Meyrick, E. 1920. *Exotic Microlepidoptera* (Marlborough) 2(10): 290.

Type locality: Brazil, Para, 29.vii.1919, leg. Parish.
Type specimens: Holotype ♀, BMNH(E) 1409337 (abdomen in capsule), NHMUK.
Distribution: Brazil (Meyrick 1920: 290).
Larval hostplant(s): Unknown.

***Spanioptila eucnemis* Walsingham, 1914**

(Figs 29, 221)

"*Spanioptila eucnemis*, sp. n."—Walsingham, Lord (Thomas de Grey). 1914. *Biologia Centrali-Americana, Lepidoptera-Heterocera* 4(1909–1915): 338–339; pl. 9, fig. 33.

Type locality: Mexico, Guerrero, Amula, 6000 ft, viii.18??, leg. H.H. Smith.

Type specimens: Holotype ♂, NHMUK010862783, coll. Walsingham nr. 66745, NHMUK.

Distribution: Mexico (Walsingham 1914: 339).

Larval hostplant(s): Unknown.

***Spanioptila nemeseta* Meyrick, 1920**

(Figs 30, 222, 475)

"*Spanioptila nemeseta*, n. sp."—Meyrick, E. 1920. *Exotic Microlepidoptera* (Marlborough) 2(10): 290.

Type locality: Brazil, Parintins, Lower Amazon, x.1919, leg. Parish.

Type specimens: Holotype ♂, BMNH(E) 1409362, abdomen missing, NHMUK.

Distribution: Brazil (Meyrick 1920: 290).

Larval hostplant(s): Unknown.

***Spanioptila spinosum* Walsingham, 1897**

(Figs 31, 223, 359)

"*Spanioptila spinosum*, sp. n."—Walsingham, Lord (Thomas de Grey). 1897. *Proceedings of the Zoological Society of London* 1897(10): 148.

Type locality: [Virgin Islands], S[ain]t Thomas, 22.iii.1894, leg. Gudmann.

Type specimens: Syntypes 2♂: BMNH(E) 1409340, left wings missing, BMNH(E) 1409348, genitalia slides 6090♂, 6091♂, NHMUK.

Note: 5 specimens (gender not stated) mentioned in description, and not included into type series, not found in NHMUK.

Distribution: Cuba, Puerto Rico (Busck [1934]: 172), Virgin Islands: Saint Thomas (Walsingham 1897: 148).

Larval hostplant(s): Flacourtiaceae: *Casearia hirsuta* Sweet (Busck [1934]: 172).

***Spinivalva* Moreira & Vargas, 2013**

"*Spinivalva* Moreira & Vargas, gen. n."—Brito, R., Gonçalves, G.L., Vargas, H.A., Moreira, G.R.P. 2013. *ZooKeys* 291: 5–9.
Type species: *Spinivalva gaucha* Moreira & Vargas, 2013. *ZooKeys* 291: 10–22, figs 1–12. By original designation and monotypy.

***Spinivalva gaucha* Moreira & Vargas, 2013**

(Figs 32, 224, 360, 424, 475)

"*Spinivalva gaucha* Moreira & Vargas, sp. n."—Brito, R., Gonçalves, G.L., Vargas, H.A., Moreira, G.R.P. 2013. *ZooKeys* 291: 10–22, figs 1–12.

Type locality: Brazil, Rio Grande do Sul State, São Francisco de Paula Municipality, Condomínio Alpes, de São Francisco, 29°27'9.2"S 50°37'6.6"W, e.l. *Passiflora actinia* 19.xii.2012, leg. G.R.P. Moreira, R. Brito & F.A. Luz.

Type specimens: Holotype ♂, DZ 24.976, DZUP; Paratypes 2♂, 3♀: 1♀, acquisition numbers DZ 24.986, DZUP, 1♂, 1♀, acquisition numbers 81900 and 81903, MCNZ, 1♂, 1♀, acquisition numbers 31442 and 31443, MCTP.

Distribution: Brazil (Brito *et al.* 2013: 10).

Larval hostplant(s): Passifloraceae: *Passiflora actinia* Hook, *P. misera* Kunth., *P. suberosa* L. (Brito, R. *et al.* 2013: 10).

DNA: BOLD GBGL13506-14, GBGL13507-14, GRABR005-13; GenBank KC512112, KC512113 (Brito *et al.* 2013).

Gracillariinae Stainton, 1854

"Gracillariidae"—Stainton, H.T. 1854. Lepidoptera: Tineina. In: *Insecta Britannica*. Vol. 3. Lovell Reeve, London, 193. Type genus: *Gracillaria* Haworth, 1828, Lepidoptera Britannica: 527. The International Commission on Zoological Nomenclature, 1970, *Bulletin of Zoological Nomenclature* 27 (Opinion 912): 27, placed Gracillariidae Stainton, 1854, on the Official List of Family-Group Names in Zoology, and at the same time placed Gracillariidae Stainton, 1854, as an incorrect original spelling, on the Official Index of Rejected and Invalid Family-Group Names in Zoology.

Ornichidae Stainton, 1854

"Ornichidae"—Stainton, H.T. 1854. Lepidoptera: Tineina. In: *Insecta Britannica*. Vol. 3. Lovell Reeve, London, 10. Type genus: *Ornix* Kollar, 1832, included in Fletcher (1929) within the Lithocolletidae.

Ornigidae Stainton, 1854

"Ornigidae Stainton 1854"—Nye, I.B.W. & Fletcher, D.S. 1991. *The generic names of moths of the world*. Natural History Museum Publications, London, xxiii. Type genus: *Ornix* Kollar, 1832, included within the Gracillariidae. Treated as a separate subfamily by Kuznetsov & Baryshnikova (2001) and Kuznetsov and Stekolnikov (2001). An unjustified emendation of Ornichidae Stainton, 1854

Poeciloptilinae Herrich-Schäffer, 1857

"Poeciloptilina"—Herrich-Schäffer, G.A.W. 1857. *Korrespondenzblatt des zoologisch-mineralischen Vereines in Regensburg* 11(3–5): 58. Type genus: *Poeciloptilia* Hübner, 1825, included in Fletcher (1929) within the Lithocolletidae and in Nye & Fletcher (1991) within the Gracillariidae.

Caloptiliidae Fletcher, 1929

"Caloptiliidae"—Fletcher, T.B. 1929. *Memoirs of the Department of Agriculture in India*. Entomological Series 11(i–ix): v. Type genus: *Caloptilia* Hübner, 1825, included in Fletcher (1929) within the Lithocolletidae and in Nye & Fletcher (1991) within the Gracillariidae.

Gracillariini Stainton, 1854

Caloptilia Hübner, 1825

"*Caloptilia*"—Hübner, J. 1816–1826. *Verzeichniss bekannter Schmettlinge* [sic]. J. Hübner Verlag, Augsburg, 427. Type species: *Tinea upupaepennella* Hübner, 1796 [= *Tinea stigmatella* Fabricius, 1781]. By subsequent designation by Fletcher, 1929. *Memoirs of the Department of Agriculture, India* (Entomology) 11: 38.

Poeciloptilia Hübner, 1825

"*Poeciloptilia*"—Hübner, J. 1816–1826. *Verzeichniss bekannter Schmettlinge* [sic]. J. Hübner Verlag, Augsburg: 427. Type-species: *Tinea falconipennella* Hübner, 1813. By subsequent designation by Fletcher, 1929. *Memoirs of the Department of Agriculture of India* (Entomology) 11: 181.

Ornix Kollar, 1832

"*Ornix*"—Kollar, V. 1832. *Beiträge zur Landeskunde Österreich*, Enns 2: 98. Type species: *Tinea upupaepennella* Hübner, 1796. By subsequent designation by Curtis, 1833. *British Entomology* 10: folio 479, p. 2. *Ornix* was a Treitschke manuscript name, obtained from a copy of Treitschke's unpublished manuscript (see Kollar 1832: 2), and made nomenclaturally available by Kollar before the genus was proposed and described by Treitschke 1833, *Schmetterlinge von Europa* 9(2): 194. *Ornix* Kollar, 1832 is a junior objective synonym of *Caloptilia* Hübner, 1825 (Nye & Fletcher 1991: 212).

Ornix Treitschke, 1833

"*Ornix*"—Treitschke, F. 1833. *Die Schmetterlinge von Europa*. Ernst Fleischer, Leipzig, 194. Type species: *Tinea upupaepennella* Hübner, 1796. By subsequent designation by Curtis, 1833. *British Entomology* 10: folio 479, p. 2. A junior homonym and a junior objective synonym of *Ornix* Kollar, 1832. *Beiträge zur Landeskunde Oesterreich*, Enns 2: 98. The objective replacement name is *Caloptilia* Hübner, 1825 (Nye & Fletcher 1991: 212).

Coriscium Zeller, 1839

"*Coriscium*"—Zeller, P.C. 1839. *Isis, oder enzyklopädische Zeitung von Oken* 3(): 210. Type species: *Coriscium ligustrinellum* Zeller, 1839. By subsequent designation by Fletcher, 1929. *Memoirs of the Department of Agriculture of India* (Entomology) 11: 56. *Coriscium ligustrinellum* Zeller, 1839 is currently considered as a junior subjective synonym of *Tinea cuculipennella* Hübner, 1796. Unavailable designation of type species: *Tinea cuculipennella* Hübner, 1796, a nominal species only doubtfully included in *Coriscium* by Zeller, and not linked in synonymy with one of the originally included nominal species when designated by Meyrick, 1912b, In: Wytzman, P. *Genera Insectorum* 128: 25 (Nye & Fletcher 1991: 79).

Calliptilia Agassiz, 1847

"*Calliptilia*"—Agassiz, J.L.R. 1847. *Nomenclator zoologicus Index universalis*: 59, 61. An unjustified emendation of *Caloptilia* Hübner, 1825.

Timodora Meyrick, 1886

"*Timodora*, n. g."—Meyrick, E. 1886. *Transactions of the Entomological Society of London* 1886(3): 295. Type species: *Timodora chrysochoa* Meyrick, 1886. By monotypy.

Antiolopha Meyrick, 1894

"*Antiolopha*"—Meyrick, E. 1894. *Transactions of the Entomological Society of London* 1894(): 25. Type species: *Antiolopha hemiconis* Meyrick, 1894. By monotypy.

Sphyrophora Vári, 1961

"*Sphyrophora* subgen. nov."—Vári, L. 1961. *Transvaal Museum Memoir* 12(): xvi (key), 26. Type species: *Caloptilia sapina* Vári, 1961. By original designation. *Sphyrophora* was established to denote a subgenus of *Caloptilia*, Hübner, 1825.

Phylloptilia Kumata, 1982

"Subgenus *Phylloptilia* nov."—Kumata, T. 1982. *Insecta Matsumurana*, N. S. 26: 89–90. Type species: *Caloptilia magnoliae* Kumata, 1966. By original designation. *Phylloptilia* was established to denote a subgenus of *Caloptilia*, Hübner, 1825.

Rhadinoptilia Kumata, 1982

"Subgenus *Rhadinoptilia* nov."—Kumata, T. 1982. *Insecta Matsumurana*, N. S. 26: 105–107. Type species: *Caloptilia (Rhadinoptilia) camphorae* Kumata, 1982. By original designation. *Rhadinoptilia* was established to denote a subgenus of *Caloptilia*, Hübner, 1825.

Minyoptilia Kumata, 1982

"Subgenus *Minyoptilia* nov."—Kumata, T. 1982. *Insecta Matsumurana*, N. S. 26: 111–112. Type species: *Caloptilia (Minyoptilia) callicarpae* Kumata, 1982. By original designation. *Minyoptilia* was established to denote a subgenus of *Caloptilia*, Hübner, 1825.

Cecidoptilia Kumata, 1982

"Subgenus *Cecidoptilia* nov."—Kumata, T. 1982. *Insecta Matsumurana*, N. S. 26: 117–119. Type species: *Caloptilia cecidophora* Kumata, 1966. By original designation. *Cecidoptilia* was established to denote a subgenus of *Caloptilia*, Hübner, 1825.

***Caloptilia aeneocapitella* (Walsingham, 1891)**

(Figs 33, 225)

"*Gracilaria aeneocapitella*, sp. n."—Walsingham, Lord (Thomas de Grey). 1891. *Proceedings of the Zoological Society of London* 37: 539–540, 548.

Type locality: West Indies, St. Vincent, leg. H.H. Smith.

Type specimens: Holotype ♂, NHMUK010305370, abdomen and three wings missing, NHMUK.

Distribution: Puerto Rico (Forbes 1931: 382), Saint Vincent and the Grenadines (Walsingham 1891: 540).

Larval hostplant(s): Unknown.

***Caloptilia aeolastis* (Meyrick, 1920)**

(Figs 34, 226, 425, 475)

"*Gracilaria aeolastis*, n. sp."—Meyrick, E. 1920. *Exotic Microlepidoptera* (Marlborough) 2(10): 298.

Type locality: Brazil, Parintins, x.1919, leg. Parish.

Type specimens: 2 syntypes, 1♀, BMNH(E) 1411108, genitalia slide NHMUK010313398♀, 1♂ BMNH(E) 1411113, NHMUK.

Distribution: Brazil (Meyrick 1920: 298).

Larval hostplant(s): Unknown.

***Caloptilia burserella* (Busck, 1900)**

(Figs 35, 227, 361)

"*Gracilaria burserella*, new species"—Busck, A. 1900. *Proceedings of the United States National Museum* 23(1208): 251.

Type locality: U.S.A., Florida, Palm Beach, 21.ii.1900.

Type specimens: Holotype ♂, No. 4961, genitalia slide USNM 20488♂, USNM; Paratype 1♂, USNM.

Distribution: Cuba (Robinson *et al.* 2010), Mexico, Virgin Islands (coll. V. Becker).

Note: Nearctic Region: United States: Florida (Busck 1900: 251).

Larval hostplant(s): Unknown.

Note: host plant records in the Nearctic Region: Burseraceae: *Bursera gummifera* L. (Busck 1900: 251), *Bursera simaruba* (L.) Sargent; Lauraceae: *Persea americana* Mill. (Robinson *et al.* 2002: 89).

***Caloptilia callichora* (Meyrick, 1915)**

(Figs 36, 228, 362, 426, 475)

"*Gracilaria callichora*, n. sp."—Meyrick, E. 1915b. *Transactions of the Entomological Society of London* (2): 237–238.

Type locality: British Guiana [Guyana], Bartica, ii.1913, leg. Parish.

Type specimens: 3 syntypes, 1♂, BMNH(E) 1410666, genitalia slide NHMUK010313396♂, NHMUK; 1♀, BMNH(E) 1410757, genitalia slide NHMUK010313397♀, NHMUK; 1♂, BMNH(E) 1410638, NHMUK.

Distribution: Guyana (Meyrick 1915b: 238).

Larval hostplant(s): Unknown.

***Caloptilia camaronae* (Zeller, 1877)**

(Figs 37, 229, 363, 427, 475)

"*G.[racilaria] camaronae*"—Zeller, P.C. 1877. *Horae Societatis Entomologicae Rossicae* 13(1–4): 408–411; pl. 6, fig. 143.

Type locality: [Colombia], Bogotá.

Type specimens: Syntypes 2♂: BMNH(E) 1409586, genitalia slide NHMUK010313399♂, BMNH(E) 1409593, genitalia slide NHMUK010313400♂, NHMUK.

Distribution: Colombia (Zeller 1877: 409).

Larval hostplant(s): Ericaceae: *Macleania rupestris* (Kunth) A.C.Sm. (Zeller 1877: 409).

Note: the vernacular name of the host plant 'uva camarona' mentioned by Zeller (1877: 409) is associated with two plant species. One of the two is *Macleania rupestris* (Kunth) A.C.Sm; which is the host plant of *C. camaronae*.

***Caloptilia chloroptila* (Meyrick, 1915)**

(Figs 38, 230, 364, 475)

"*Gracilaria chloroptila*, n. sp."—Meyrick, E. 1915b. *Transactions of the Entomological Society of London* (2): 238–239.

Type locality: British Guiana [Guyana], Bartica, ii.1913, leg. Parish.

Type specimens: Holotype ♂, BMNH(E) 1411104, genitalia slide NHMUK010313401♂, NHMUK.

Distribution: Costa Rica (Helber Arévalo-Maldonado in prep., communicated on 25 January 2018), Guyana (Meyrick 1915b: 239).

Larval hostplant(s): Unknown.

***Caloptilia cruzorum* Landry, 2006**

(Figs 39, 231, 365, 428, 475)

"*Caloptilia cruzorum* sp. n."—Landry, B. 2006. *Revue suisse de Zoologie* 113(3): 456–459, figs 4, 13A–D, 22A–C, 33.

Type locality: Ecuador, Galápagos, Fernandina, South West side, crater rim, 1341 m, 00°21.910'S 91°34.034'W, 12.ii.2005, leg. B. Landry & P. Schmitz.

Type specimens: Holotype ♂, MHNG ENTO 00009154, MHNG; Paratypes 8♂ and 6♀, genitalia slides MHNG 2937, MHNG 2938, MHNG 3011, CDRS, MHNG, NHMUK, USNM.

Distribution: Brazil (Helber Arévalo-Maldonado in prep., communicated on 25 January 2018), Ecuador: Galápagos Islands (Landry 2006: 459).

Larval hostplant(s): Fabaceae: *Galactia* sp. (Landry 2006: 459).

***Caloptilia dondaviisi* Landry, 2006**

(Figs 40, 232, 366, 429, 475)

"*Caloptilia dondaviisi* sp. n."—Landry B. 2006. *Revue suisse de Zoologie* 113(3): 446–451, figs 2, 11A–D, 20A–C, 32.

Type locality: Ecuador, Galápagos, Isabela, Volcan, 300 m, 15.v.1992, leg. B. Landry.

Type specimens: Holotype ♂, MHNG ENTO 00009152, MHNG; Paratypes 41♂ and 49♀, genitalia slides BL 1173, BL 1567, BL 1568, BL 1569, BL 1570, BL 1571, BL 1572, BL 1573, BL 1574, BL 1575, BL 1577, MHNG 3012, BMNH, CNC, CDRS, MHNG, USNM.

Distribution: Brazil (Helber Arévalo-Maldonado in prep., communicated on 25 January 2018), Ecuador: Galápagos Islands (Landry 2006: 445).

Larval hostplant(s): Fabaceae: *Rhynchosia minima* (L.) DC. (Landry 2006: 450).

***Caloptilia eolampis* (Meyrick, 1915)**

(Figs 41, 233, 367, 430, 475)

"*Gracilaria eolampis*, n. sp."—Meyrick, E. 1915b. *Transactions of the Entomological Society of London* (2): 238.

Type locality: British Guiana [Guyana], Bartica, xii.1912, leg. Parish.

Type specimens: 10 syntypes, 1♂, BMNH(E) 1410643, genitalia slide NHMUK010313403♂; 1♀, BMNH(E) 1410658, genitalia slide NHMUK010313402♀; 2♂, BMNH(E) 1410656; BMNH (E) 1410663; 6 syntypes gender not stated, BMNH(E) 1410646; BMNH(E) 1410662; BMNH (E) 1410652; BMNH(E) 1410645; BMNH(E) 1410647; BMNH(E) 1410648, NHMUK.

Distribution: Guyana (Meyrick 1915b: 238).

Larval hostplant(s): Unknown.

***Caloptilia galacotra* Landry, 2006**

(Figs 42, 234, 368, 431, 475)

"*Caloptilia galacotra* sp. n."—Landry, B. 2006. *Revue suisse de Zoologie* 113(3): 451–456, figs 3, 12A–C, 21A–C.

Type locality: Ecuador, Galápagos, Santiago, Aguacate, 520 m, 06.iv.1992, leg. B. Landry.

Type specimens: Holotype ♂, MHNG ENTO 00009153, MHNG; Paratypes 22♂ and 20♀, genitalia slides BL 1171, BL 1578, BL 1579, BL 1580, BL 1581, BL 1582, BL 1583, MHNG 3010, CDRS, CNC, MHNG, NHMUK, USNM.

Distribution: Ecuador: Galápagos Islands (Landry 2006: 456).

Larval hostplant(s): Unknown.

***Caloptilia guacanivora* Vargas-Ortiz & Vargas, 2018**

(Figs 43, 235, 475)

"*Caloptilia guacanivora* Vargas-Ortiz & Vargas sp. nov."—Vargas-Ortiz, M., Gonçalves, G. L., Huanca-Mamani, W., Vargas, H. A. & Moreira, G. R. P. 2018. *Austral Entomology*: early online, figs 4–12.

Type locality: Chile, Arica, Lluta valley, 18°23'58"S; 70°1'14"W, leg. H.A. Vargas.

Type specimens: Holotype ♂, MNNC; Paratypes 6♂, 5♀, MNNC, IDEA.

Distribution: Chile (Vargas-Ortiz *et al.* 2018: early online).

Larval hostplant(s): Myricaceae: *Morella pavonis* (C. DC.) Parra-O. (Vargas-Ortiz *et al.* 2018: early online).

DNA: GenBank F947628–F947636 (Vargas-Ortiz *et al.* 2018: early online).

***Caloptilia immuricata* (Meyrick, 1915)**

(Figs 44, 236, 369, 475)

"*Gracilaria immuricata*, n. sp."—Meyrick, E. 1915b. *Transactions of the Entomological Society of London* (2): 238.

Type locality: Peru, Lima, 500 ft.; viii.1914, leg. Parish.

Type specimens: Holotype ♂, BMNH(E) 1411012, genitalia slide NHMUK010313405♂, NHMUK.

Distribution: Ecuador, Peru (Meyrick 1915b: 238).

Larval hostplant(s): Unknown.

***Caloptilia oriarcha* (Meyrick, 1915)**

(Figs 45, 237, 370, 475)

"*Gracilaria oriarcha*, n. sp."—Meyrick, E. 1915b. *Transactions of the Entomological Society of London* (2): 239.

Type locality: Peru, Jauja, 11900 ft, vii.1914.

Type specimens: Holotype ♂, BMNH(E) 1410752, genitalia slide NHMUK010313406♂, NHMUK.

Distribution: Peru (Meyrick 1915b: 239).

Larval hostplant(s): Unknown.

***Caloptilia pastranai* (Bourquin, 1962)**

(Figs 46, 238, 432, 475)

"*Gracilaria pastranai* sp. n."—Bourquin, F. 1962. *Revista de la Sociedad Entomologica Argentina* 23 (1960): 38–41, figs 1–6.

Type locality: Argentina, Buenos Aires, Delto del Río Paraná, Isla La Tacuarita, Tigre, ii.1953.

Type specimens: Holotype (gender not stated), MACN; Allotype [paratype] coll. Bourquin (Buenos Aires); 5

Paratypes: ♀, genitalia slide HAA011♀, USNM; 4 paratype specimens (gender not stated), USNM, coll. da Costa Lima (Rio de Janeiro), coll. Orfila (Buenos Aires), coll. Pastrana in MACN.

Distribution: Argentina (Bourquin 1962: 39).

Larval hostplant(s): Rhamnaceae: *Scutia buxifolia* Reissek (Bourquin 1962: 39).

***Caloptilia perseae* (Busck, 1920)**

(Figs 47, 239, 371, 433)

"*Gracilaria perseae*, n. sp."—Busck, A. 1920. *Canadian Entomologist* 52: 239.

Type locality: [U.S.A.], Florida, Miami, vii.1920.

Type specimens: Holotype ♂, type No. 23515, USNM; Paratype ♂, cotype No. 23515, genitalia slide USNM 98491♂, USNM.

Distribution: Cuba (Busck [1934]: 182), Costa Rica (MHNC), Mexico (BOLD), Puerto Rico (Helber Arévalo-Maldonado in prep., communicated on 25 January 2018).

Note: Nearctic Region: United States: Florida (Busck 1920: 239)

Larval hostplant(s): Lauraceae: *Persea persea* (L.) Cockerell (Busck 1920: 239).

Parasitoids: Eulophidae: *Sympiesis dolichogaster* Ashmead, 1888 (Noyes 2017).

DNA: BOLD Project Global Malaise Trap, BIOUG05194-A10, BIOUG14551-F10, BIOUG20941-D12; Project CNC, CNCLA2002-13.

***Caloptilia pneumatica* (Meyrick, 1920)**

(Figs 48, 240, 475)

"*Gracilaria pneumatica*, n. sp."—Meyrick, E. 1920. *Exotic Microlepidoptera* (Marlborough) 2(10): 297.

Type locality: Brazil, Obidos, 28.viii.1919, leg. Parish.

Type specimens: Holotype ♂, BMNH(E) 1410753, abdomen missing, NHMUK.

Distribution: Brazil (Meyrick 1920: 297).

Larval hostplant(s): Unknown.

***Caloptilia schinusifolia* Davis & Wheeler, 2011**

(Figs 49, 372, 434, 475)

"*Caloptilia schinusifolia* Davis and Wheeler, new species"—Davis, D.R., Mc Kay, F., Oleiro, M., Diniz Vitorino, M. & Wheeler, G.S. 2011. *Journal of the Lepidopterists' Society* 65(2): 66–72, figs 1, 3, 9–10, 22–25.

Type locality: Brazil, Rio de Janeiro, Maricá, S22.90270, W42.82358, 7 m, e.l. *Schinus terebinthifolius*, 15.vii.2008, leg. G. S. Wheeler & F. McKay.

Type specimens: Holotype ♂, DZUP; Paratypes 7♂, 5♀, MGCL, DZUP, USNM.

Distribution: Argentina, Brazil (Davis *et al.* 2011: 72).

Larval hostplant(s): Anacardiaceae: *Lithrea molleoides* (Vell.) Engl. *Schinus terebinthifolius* Raddi (Davis *et al.* 2011: 66).

DNA: BOLD Project RDOPO, DDAV-D544, DDAV-D568, DDAV-D569, DDAV-D571, DDAV-D572, DDAV-D573, DDAV-D574; GenBank HM382091, HM382104, HM382105, HM382107, HM382108, HM382109, HM382110.

***Caloptilia semiclausa* (Meyrick, 1921)**

(Figs 50, 241, 475)

"*Gracilaria semiclausa*, n. sp."—Meyrick, E. 1921. *Exotic Microlepidoptera* (Marlborough) 2(15): 471.

Type locality: Brazil, Parintins, x.1919, leg. Parish.

Type specimens: Holotype ♀, BMNH(E) 1410751, abdomen missing, NHMUK.

Distribution: Costa Rica, Cuba, México (Helber Arévalo-Maldonado in prep., communicated on 25 January 2018), Brazil (Meyrick 1921: 471).

Larval hostplant(s): Unknown.

***Caloptilia similatella* (Zeller, 1877)**

(Figs 51, 242, 435, 475)

"*G.[racilaria] similatella*"—Zeller, P.C. 1877. *Horae Societatis Entomologicae Rossicae* 13(1–4): 411–412; pl. 6, fig. 144.

Type locality: [Colombia], Chipo [Cota].

Note: The original description presents the type locality as Chipo without any further indication. Chipo is a town in Ecuador. However, it would have been impossible at that time to travel ca. 1500 km and to reach Chipo [Ecuador] in a few days after collecting other species of gracillariids in Bogotá. Chipo and Quique are former names of Pueblo Viejo, vicinities of Cota, a small town 31 km north of Bogotá, 4°48' 4.631"N 74° 5' 25.911"W (Helber Arévalo-Maldonado in prep., communicated on 16 October 2018).

Type specimens: Holotype ♀, BMNH(E) 1409706, genitalia slide NHMUK010313409♀, NHMUK.

Distribution: Colombia (Zeller 1877: 412).

Note: the distribution records from Virgin Islands: Saint Croix, Saint Thomas (Walsingham 1897: 152) belong to a new, not described yet species.

Larval hostplant(s): Unknown.

***Caloptilia viridula* (Zeller, 1877)**

(Figs 52, 243, 373, 475)

"*G.[racilaria] viridula*"—Zeller, P.C. 1877. *Horae Societatis Entomologicae Rossicae* 13(1–4): 406–408; pl. 6, fig. 142.

Type locality: [Colombia], Bogotá.

Type specimens: Holotype ♂, BMNH(E) 1409693, genitalia slide NHMUK010313408♂, NHMUK.

Distribution: Colombia (Zeller 1877: 408).

Larval hostplant(s): Unknown.

Parornichini Kawahara & Ohshima, 2016, stat. nov.

"Parornichinae Kawahara & Ohshima, new subfamily"—Kawahara *et al.* 2017. *Systematic Entomology* 42(1): 75. Type genus: *Parornix* Spuler, 1910. *Die schmetterlinge Europas. Mit über 3500 Figuren auf 95 Tafeln und 505 Abbildungen im Text 3. Auflage von Prof. E. Hofmann's Werk: Die Gross-Schmetterlinge Europas*, 4 Vols—Vol. 2: 410. Released online 13 October 2016. *Parornix* was established to denote a subgenus of *Ornix* Treitschke, 1833 (Nye & Fletcher, 1991: 266–267). *Ornix* Treitschke is itself a junior synonym and junior homonym of *Ornix* Kollar, 1832, though both have the same type species: *Tinea upupaepennella* Hübner, 1796, a junior subjective synonym of *Tinea stigmatella* Fabricius, 1781, synonymized by Haworth (1828: 529), presently placed into the genus *Caloptilia*, Hübner 1825.

***Parornix* Spuler, 1910**

"Untergatt. *Parornix*."—Spuler, A. 1901–1910. *Die Schmetterlinge Europas. Mit über 3500 Figuren auf 95 Tafeln und 505 Abbildungen im Text. 3. Auflage von Prof. E. Hofmann's Werk: Die Groß-Schmetterlinge Europas*. 4 Vols. Schweizerbarthsche Verlagshandlung, Stuttgart, 410. Type species: *Ornix anglicella* Stainton, 1850. By subsequent designation by Walsingham, 1914. *Biologia centrali-americana (Zoology) Lepidoptera-Heterocera* 4: 341. *Parornix* was established to denote a subgenus of *Ornix* Treitschke, 1833 (Nye & Fletcher 1991: 266–267).

Alfaornix Kuznetsov, 1979

"*Alfaornix* Kuznetsov, subgen. n."—Kuznetsov, V.I. 1979. *Trudy Zoologicheskogo Instituta, Akademija Nauk SSSR* 81: 92(key), 94. Type species: *Ornix anguliferella* Zeller, 1847b. By original designation. *Alfaornix* was established to denote a subgenus of *Parornix* Spuler, 1910.

Betaornix Kuznetsov, 1979

"*Betaornix* Kuznetsov, subgen. n."—Kuznetsov, V.I. 1979. *Trudy Zoologicheskogo Instituta, Akademija Nauk SSSR* 81: 91(key), 93. Type species: *Parornix persicella* Danilevsky, 1955. By original designation. *Betaornix* was established to

denote a subgenus of *Parornix* Spuler, 1910.

Deltaornix Kuznetsov, 1979

"*Deltaornix* Kuznetsov, subgen. n."—Kuznetsov, V.I. 1979. *Trudy Zoologicheskogo Instituta, Akademija Nauk SSSR* 81: 91(key), 93. Type species: *Ornix torquillella* Zeller, 1850. By original designation. *Deltaornix* was established to denote a subgenus of *Parornix* Spuler, 1910. Considered as a distinct genus by Leraut (1997: 94, 313).

Gammaornix Kuznetsov, 1979

"*Gammaornix* Kuznetsov, subgen. n."—Kuznetsov, V.I. 1979. *Trudy Zoologicheskogo Instituta, Akademija Nauk SSSR* 81: 91(key), 93. Type species: *Ornix petiolella* Frey, 1863. By original designation. *Gammaornix* was established to denote a subgenus of *Parornix* Spuler, 1910.

***Parornix errantella* (Walsingham, 1897)**

"*Ornix errantella*, sp. n."—Walsingham, Lord (Thomas de Grey). 1897. *Proceedings of the Zoological Society of London* 1897(10): 147.

Type locality: [Virgin Islands], Saint Thomas.

Type specimens: Type ♂, coll. Gudmann.

Note: Microlepidoptera specimens of Frederik Gudmann collection in 1932 were obtained by Carl Sofius Larsen (Faaborg, Denmark) (Horn & Kahle 1935: 98). Microlepidoptera specimens of Gudmann collection in 1932 were obtained by Carl Sofius Larsen (Faaborg, Denmark) (Horn & Kahle 1935: 98). Frederik Gudmann was a gifted collector of Danish Microlepidoptera. He did not keep a personal collection of them, but sent all specimens he collected to Carl Sofius Larsen, who set them and included them in his collection. The only collecting trip to abroad of F. Gudmann was when he, together with Wilhelm von Hedemann, joined Lord Walsingham on a collecting trip to the (then Danish) Virgin Islands. There are no specimens in ZMUC from that trip labelled as having been collected by Gudmann. Most probably he gave all to Walsingham. Wilhelm von Hedemann kept part of the collected specimens from that trip for his own collection, which was—after his death—sold to Aristide Caradja. But there are no specimens found from the Frederik Gudmann's collection in the Aristide Caradja's collection (Mihai Stănescu, pers. comm. 9 August 2018). There are some duplicate specimens in ZMUC, including some potential paratypes, but there are no any Gracillariidae among them (Ole Karsholt, pers. comm. 16 April 2018). The types are also absent in Natural History Museum, Vienna (Sabine Gaal-Haszler, pers. comm., 03 July 2018).

Distribution: Virgin Islands: Saint Thomas (Walsingham 1897: 147).

Larval hostplant(s): Unknown.

***Parornix impressipinella* (Bilimek, 1867)**

"*Ornix impressipinella* Blmk."—Bilimek, D. 1867. *Verhandlungen der kaiserlich-königlichen zoologisch-botanischen Gesellschaft in Wien* 17: 903.

Type locality: Mexico, Højle [Cave] Cacahuamilpa.

Type specimens: Not stated.

Note: Our efforts to find the types of this species were unsuccessful. Dr. Manuel Balcázar, in consultation with Dr. María Eugenia Díaz Batres, curator at the Natural History Museum, Mexico made an investigation and concluded that apparently the type was never deposited in the collection of the Natural History Museum, Mexico (María Celina Micaela LLanderal Cazares, pers. comm. 29 September 2018).

Distribution: Mexico (Bilimek 1867: 903)

Larval hostplant(s): Unknown.

***Parornix micrura* Walsingham, 1914**

(Figs 53, 244)

"*Parornix micrura*, sp. n."—Walsingham, Lord (Thomas de Grey). 1914. *Biologia Centrali-Americana, Lepidoptera-Heterocera* 4(1909–1915): 342; pl. 10, fig. 1.

Type locality: Mexico, Guerrero, Amula, 6000 ft, viii.18??, leg. H.H. Smith.

Type specimens: Holotype ♀, NHMUK010920067, coll. Walsingham nr. 66746♀, NHMUK.

Distribution: Mexico (Walsingham 1914: 342).

Larval hostplant(s): Unknown.

Lithocolletinae Stainton, 1854

"Lithocolletidae"—Stainton, H.T. 1854. Lepidoptera: Tineina. In: *Insecta Britannica*. Vol. 3. Lovell Reeve, London, 10 (key), 264. Type genus: *Lithocolletis* Hübner, 1825. Used in Fletcher (1929) as a valid family name, and in Nye & Fletcher (1991) within the Gracillariidae.

Phyllorycteridae Walsingham, 1914

"Phyllorycteridae"—Walsingham, Lord (Thomas de Grey), 1914. *Biologia Centrali-Americana, Lepidoptera-Heterocera* 4(1909–1915): 356. Based on *Phyllorycter* Walsingham, 1914, an unjustified emendation of *Phyllonorycter* Hübner, 1822. Under the Code (edn. 3) Article 35(d)(ii) the spelling of the stem of the family-group must be corrected to Phyllonorycteridae (Nye & Fletcher 1991: xxiv).

Eucestidae Hampson, 1918

"Eucestidae"—Hampson, G.F. 1918. *Novitates Zoologicae* 25: 387. Type genus: *Eucestis* Hübner, 1825, included in Fletcher (1929) within the Lithocolletidae and in Nye & Fletcher (1991) within the Caloptiliidae Fletcher, 1929.

Cremastobombycia Braun, 1908

"*Cremastobombycia*, new subgenus"—Braun, A.F. 1908. *Transactions of the American Entomological Society* 34(4): 272 (key), 349. Type species: *Lithocolletis solidaginis* Frey & Boll, 1876. By subsequent designation by Meyrick, 1912b. In: Wytzman, P. *Genera Insectorum* 128: 11. *Cremastobombycia* was established to denote a subgenus of *Lithocolletis* Hübner, [1825].

Cremastobombycia lantanella Busck, 1910

(Figs 54, 374, 436)

"*Cremastobombycia lantanella*, new species"—Busck, A. 1910. *Proceedings of the Entomological Society of Washington* 12(3): 133–134.

Type locality: Hawaiian Islands, Oahu, Honolulu.

Type specimens: Holotype (gender not stated), coll. Walsingham nr. 13150, USNM, Paratypes (gender not stated), coll. Walsingham nrs. 33842, 33843, NHMUK (Walsingham 1914: 337).

Distribution: Mexico (Busck 1908: 134).

Note: Australasian Region: United States: Hawaii: Hawaii, Kahoolawe, Kauai, Lanai, Maui (Zimmerman 1978: 647), Molokai (Swezey & Bryan 1929: 301), Oahu (Walsingham 1914: 337).

Nearctic Region: United States: Texas (Palmer & Pullen 1995: 66).

Note 2: The record of South Africa (Baars & Naser 1999: 24) needs confirmation.

Larval hostplant(s): Verbenaceae: *Lantana hirsuta* M. Martens & Galeotti, *L. hispida* Kunth (Palmer & Pullen 1995: 66), *Lantana* sp. (Busck 1910: 133), *L. urticifolia* Mill., *L. urticoides* Hayek (Palmer & Pullen 1995: 66).

Parasitoids: Braconidae: *Blacus cremastobombyciae* Fullaway; Eulophidae: *Pnigalio externa* (Timberlake, 1927), *Neochrysocharis formosus* (Westwood, 1833), *Euderus metallicus* (Ashmead, 1901), *Cirrospilus* sp., *Sympiesis vagans* (Timberlake, 1926); Pteromalidae: *Lyrcus tortricidis* (Crawford, 1921) (Zimmerman 1978: 649).

DNA: BOLD LNAUS2486-13—LNAUS2490-13 (reference is not available in BOLD); USNMMENT00656238–00656242; BIOUG05319-B04–05319-B08, Project WOGRA RMNH.5013754, 5013755, RMNH.INS.30696.

Leucanthiza Clemens, 1859

"*Leucanthiza*."—Clemens, B. 1859. *Proceedings of the Academy of Natural Sciences of Philadelphia* [1859]: 317 (key), 327. Type species: *Leucanthiza amphicarpeaeoliella* Clemens, 1859. By monotypy.

Leucanthiza forbesi Bourquin, 1962

(Fig. 475)

"*Leucanthiza forbesi* sp. n."—Bourquin, F. 1962. *Revista de la Sociedad Entomologica Argentina* 23 (1960): 41–44, fig. (not numbered).

Type locality: Argentina, City of Buenos Aires, Belgrano R.[iver].

Type specimens: Holotype (gender not stated); Paratype 1 specimen (gender not stated), coll. F. Bourquin (Buenos Aires).

Note: The type specimens were not located in the collection of the Museo Argentino de Ciencias Naturales, Buenos Aires (pers. corr. with the curator Arturo Roig Alsina on 11 June 2018).

Distribution: Argentina (Bourquin 1962: 42).

Larval hostplant(s): Convolvulaceae: *Dichondra repens* J. R. Forst. & G. Forst. (Bourquin 1962: 42).

***Macrosaccus* Davis & De Prins, 2011**

"*Macrosaccus* Davis and De Prins, gen. n."—Davis, D.R. & De Prins, J. 2011. *ZooKeys* 98: 34–38. Type species: *Lithocolletis robiniella* Clemens, 1859. *Proceedings of the Academy of Natural Sciences of Philadelphia* 1859: 318–320. By original designation.

***Macrosaccus gliricidius* Davis, 2011**

(Figs 55, 375, 437)

"*Macrosaccus gliricidius* Davis, sp. n."—Davis, D.R. & De Prins, J. 2011. *ZooKeys* 98: 66–75, figs 1, 9, 32–35, 54–58.

Type locality: Honduras, Dept. Francisco Morazán, Guaimaca, Rio Morazán, 14°32'N 86°51' W, 26.vii.1992, e.l. 05.viii.1992, *Gliricidia sepium*, leg. R. D. Cave.

Type specimens: Holotype ♂, USNM; Paratypes 5♂, 16♀, USNM.

Distribution: Guadeloupe, Honduras (Davis & De Prins 2011: 75).

Larval hostplant(s): Fabaceae: *Gliricidia sepium* (Jacq.) Kunth ex Walp. (Davis & De Prins 2011: 75).

Parasitoids: Eulophidae: *Zagrammosoma multilineatum* (Ashmead, 1888) (Davis & De Prins 2011: 71).

***Macrosaccus robiniella* (Clemens, 1859)**

(Figs 56, 376, 438)

"*L.[lithocolletis] Robiniella*"—Clemens, B. 1859. *Proceedings of the Academy of Natural Sciences of Philadelphia* [1859]: 318–320.

Type locality: [U.S.A.], Kentucky.

Type specimens: Lectotype ♀, designated by Davis & De Prins (2011: 48), abdomen, right forewing, and distal part of right hindwing missing, ANSP; Paralectotypes 3♂, NHMUK.

Distribution: Mexico (Bolchi Serini & Trematerra 1989: 193).

Note: Palaearctic Region: Albania (De Prins & De Prins 2018), Austria (Huemer *et al.* 1992: 199), Belgium (De Prins & Groenen 2001: 159), Bosnia and Herzegovina (Dimić *et al.* 2000: 7), Bulgaria (Tomov 2003: 105), Croatia (Dimić *et al.* 2000: 7), Czech Republic (Novák & Liška 1997: 24), Denmark (Buhl *et al.* 2005: 73), France, Germany (Huemer *et al.* 1992: 199), Hungary (Deschka 1993: 147), Italy (Bolchi Serini & Trematerra 1989: 193), Lithuania (Noreika 2008: 35), Moldova (Antyukhova 2007: 63), Netherlands (De Prins & Groenen 2001: 160), Poland (Buszko *et al.* 2000: 23), Romania (Netoiu 2003: 154), Serbia (Dimic *et al.* 1999: 34), Slovakia, Slovenia (Seljak 1995: 78), Spain (Olivella 2002: 35), Switzerland (Whitebread & Joos 1986: 117), Ukraine (Bidzilya & Budashkin 2004: 61).

Nearctic Region: Canada: British Columbia (Pohl *et al.* 2015: 44), Ontario (Davis & De Prins 2011: 49), Quebec (Handfield 1997: 31), United States (Clemens 1859: 319): Connecticut (Maier 1988: 731), District of Columbia (Davis & De Prins 2011: 50), Florida (Heppner 2013: 79), Illinois (Godfrey *et al.* 1987: 16), Kentucky (Hagen 1884: 152), Maine (Brower 1984: 40), Maryland (Davis & De Prins 2011: 50), Massachusetts (Zeller 1875: 349), Michigan (Nielsen 1998: 5), Missouri, New Hampshire, New Jersey (Davis & De Prins 2011: 50), New York (Fitch 1859: 56), North Carolina (Hargrove 1986: 38), Ohio, Pennsylvania, South Carolina (Davis & De Prins, 2011: 50), Texas (Frey & Boll 1878: 275), Vermont (Grehan *et al.* 1995: 6), Virginia, West Virginia (Davis & De Prins, 2011: 50).

Larval hostplant(s): Unknown.

Note: host plants records in the Palaearctic Region: Fabaceae: *Robinia hispida* L. (Bidzilya & Budashkin 2004: 61), *R. pseudacacia* L. (Whitebread & Joos 1986: 117), host plants records in the Nearctic Region: Fabaceae: *Robinia hispida* L. (Chambers 1878: 111), *R. neomexicana* A. Gray (Braun 1935: 50), *R. pseudacacia* L. (Clemens 1859: 320), *R. viscosa* Vent. (Chambers 1878: 111).

Note: DNA sequences are available only from the specimens from the Palaearctic and Nearctic Regions BOLD

BIOUG20387-G09, BIOUG21034-C05, BIOUG21034-C09, BIOUG21071-D03, BIOUG21524-D04, BIOUG21488-C11, BIOUG21488-D04, BIOUG21488-D06, BIOUG21488-D09, BIOUG21488-D10, BC ZSM Lep 35098, BC ZSM Lep 46399, CLV12207, CLV22807, B12robin, C01robin, CLV2459, CLV2772, CLV2773, CLV2779, CLV2780, FG30, FG31, JDP-08-8001, CLV1533, CLV1749, CLV1918, CLV1929, CLV1931, CLV2044, CLV2046, BIOUG20646-H10, TLMF Lep 14694, RMNH.INS.544587.1, RMNH.INS.544587.2, RMNH.INS.544587.3, TLMF Lep 18860, TLMF Lep 18861, JDP-08-8018, JDP-08-8020, CNCLEP00029588, BIOUG02834-A01, BIOUG02881-E10, TLMF Lep 16489, TLMF Lep 16490, 10PHMAL-1710, 10PHMAL-2011, BIOUG01486-G10, DDAV-D252, DDAV-D253, BIOUG08564-D12, BIOUG08657-C12, BIOUG08690-C01, BIOUG16054-E01, BIOUG16120-B02, BIOUG16074-E08, BIOUG21971-B09, BIOUG21971-B10, BIOUG21971-C01, BIOUG21971-C02, BIOUG21971-C04, BIOUG22034-C10, BIOUG25545-B04, BIOUG25584-D10, BIOUG31039-E01, BIOUG31040-A07, RMNH.INS.552269.

***Phyllonorycter* Hübner, 1822**

"*Phyllonorycter*"—Hübner, J. 1822. *Systematisches-alphabetisches Verzeichniss aller bisher bey den Fürbildungen zur Sammlung europäischer Schmetterlinge angegebenen Gattungsbennungen; mit Vorbemerkung auch augsburgischer Gattungen*. J. Hübner Verlag, Augsburg, 66–74, 76–80. Type species: *Phalaena rajella* Linnaeus, 1758. By subsequent designation by Walsingham, 1907. *Proceedings of the Zoological Society of London* 1907: 976. The type species was cited by Walsingham as *rayella*, an incorrect subsequent spelling (Nye & Fletcher 1991: 240–241) (see also Bradley 1966: 218).

Phyllonorycter Hübner, 1806

"*Phyllonorycter*"—Hübner, J. 1806. *Tentamen determinationis digestionis*. J. Hübner Verlag, Augsburg: [2]. An unavailable name, published in a work rejected for nomenclatural purposes by the International Commission on Zoological Nomenclature, 1926. *Smithsonian miscellaneous Collections* 73(4) (Opinion 97): 19–30.

Lithocolletis Hübner, 1825

"*Lithocolletis*"—Hübner, J. 1816–1826. *Verzeichniss bekannter Schmettlinge* [sic]. J. Hübner Verlag, Augsburg: 423. Type species: *Phalaena rajella* Linnaeus, 1758. By subsequent designation by Walsingham, 1907. *Proceedings of the Zoological Society of London* 1907: 976. A junior objective synonym of *Phyllonorycter* Hübner, 1822.

Eucestis Hübner, 1825

"*Eucestis*"—Hübner, J. 1816–1826. *Verzeichniss bekannter Schmettlinge* [sic]. J. Hübner Verlag, Augsburg: 423. Type species: *Tinea ulmifoliella* Hübner, 1817. By subsequent designation by Hampson, 1918. *Novitates Zoologicae* 25: 387. A junior subjective synonym of *Phyllonorycter* Hübner, 1822.

Eucesta Hübner, 1826

"*Eucesta*"—Hübner, J. 1816–1826. *Verzeichniss bekannter Schmettlinge* [sic]. J. Hübner Verlag, Augsburg: (Anzeiger) 67. An incorrect subsequent spelling of *Eucestis* Hübner, 1825.

Hirsuta Bruand, 1851

"*Hirsuta*"—Bruand d'Uzele, C.T. [1851]. Tinéides. Catalogue du Doubs. (Suite). *Mémoires de la Société d'émulation du Doubs*, ser. 1, tom 3, (1849–1850), livraisons 5-6: 50. A nomenclaturally unavailable name as the genus was not described and the only included species was denoted by an undescribed manuscript name *fritilella* Tischer.

Lithocolletes Dyar, 1903

"*Lithocolletes* Hübner"—Dyar, H.G. [1903]. *Bulletin of the United States National Museum* 52 (1902): 549. An incorrect subsequent spelling of *Lithocolletis* Hübner, 1825.

Phyllorycter Walsingham, 1914

"*Phyllorycter*"—Walsingham, Lord (Thomas de Grey), 1914. *Biologia Centrali-Americana, Lepidoptera-Heterocera* 4(1909–1915): 336. An unjustified emendation of *Phyllonorycter* Hübner, 1822.

Hirsuta Fletcher, 1929

"*Hirsuta*"—Fletcher, T.B. 1929. *Memoirs of the Department of Agriculture in India. Entomological Series* 11(i–ix): 110. Type species: *Elachista populifoliella* Treitschke, 1833. By original designation. By citing "*Hirsuta*, Bruand 1847 (non-descr.," together with a type-species, Fletcher unintentionally established Bruand's nomenclaturally unavailable name. A junior subjective synonym of *Phyllonorycter* Hübner, 1822 (Nye & Fletcher 1991: 150).

Asymmetrivalva Kuznetsov & Baryshnikova, 2004

"[Subgenus] *Asymmetrivalva* Kuznetsov et Baryshnikova, subg. n."—Kuznetsov, V.I. & Baryshnikova, S.V. 2004. *Entomologicheskoe Obozrenie* 83(3): 630–633. Type species: *Lithocolletis acerifoliella* Zeller, 1839. By original designation. A junior subjective synonym of *Phyllonorycter* Hübner, 1822. *Asymmetrivalva* was established to denote a subgenus of *Phyllonorycter* Hübner, 1822. Synonymized by De Prins & De Prins (2005: 264).

Juxtafera Baryshnikova, 2006

"[Subgenus] *Juxtafera*, subgen. n."—Kuznetsov, V.I. & Baryshnikova, S.V., 2006. *Entomologicheskoe Obozrenie* 85(3): 622–623. Type species: *Tinea tristrigella* Haworth, 1828. By original designation.

***Phyllonorycter acanthus* Davis & Deschka, 2001**

(Figs 57, 377, 439)

"*Phyllonorycter acanthus*, new species."—Davis, D.R. & Deschka, G. 2001. *Smithsonian Contributions to Zoology* (614): 42–45, figs 25, 37, 195–203, 251–253, 309–312, 351, 352, 433, 434, 450, 451, map 5.

Type locality: Mexico: Durango, El Salto, 2100 m.

Type specimens: Holotype ♂, genitalia slide nr. USNM 30779♂, GD1704, USNM; Paratypes 4♂ and 10♀ in coll. Deschka (Steyr), USNM.

Distribution: Mexico (Davis & Deschka 2001: 45).

Larval hostplant(s): Salicaceae: *Salix bonplandiana* Kunth. (Davis & Deschka 2001: 45).

***Phyllonorycter antitoxa* (Meyrick, 1915)**

(Figs 58, 245, 475)

"*Lithocolletis antitoxa*, n. sp."—Meyrick, E. 1915b. *Transactions of the Entomological Society of London* (2): 222–223.

Type locality: Peru, Lima, 500 ft, viii.1914, leg. Parish.

Type specimens: Holotype ♂, BMNH(E) 1477248, NHMUK.

Distribution: Peru (Meyrick 1915b: 223).

Larval hostplant(s): Unknown.

***Phyllonorycter argentifrontella* (Walsingham, 1897)**

(Figs 59, 246, 378)

"*Lithocolletis argentifrontella*, sp. n."—Walsingham, Lord (Thomas de Grey). 1897. *Proceedings of the Zoological Society of London* 1897(10): 146.

Type locality: "Danish West Indies", [Virgin Islands], S[ain]t Thomas, 02.iv.1894, leg. Hedemann.

Type specimens: Holotype ♂, BMNH(E) 1413737, genitalia slide 3963♂, NHMUK; 1 specimen (gender not stated) [not included in type series].

Distribution: Virgin Islands: Saint Thomas (Walsingham, Lord (Thomas de Grey) 1897: 146).

Larval hostplant(s): Unknown.

***Phyllonorycter chalcobaphes* Walsingham, 1914**

(Figs 60, 247)

"*Phyllonorycter chalcobaphes*, sp. n."—Walsingham, Lord (Thomas de Grey). 1914. *Biologia Centrali-Americana, Lepidoptera-Heterocera* 4(1909–1915): 337.

Type locality: Mexico, Guerrero, Amula, 6000 ft., viii.1918, leg. H. H. Smith.

Type specimens: Holotype ♀, BMNH(E) 1477771, coll. Walsingham nr. 66734, NHMUK; 3 Paratypes (gender not stated) coll. Walsingham nr. 66735, 66736, 66737, USNM.

Distribution: Mexico (Walsingham 1914: 337).

Larval hostplant(s): Unknown.

***Phyllonorycter clerotoma* (Meyrick, 1915)**

(Figs 61, 248, 475)

"*Lithocolletis clerotoma*, n. sp."—Meyrick, E. 1915b. *Transactions of the Entomological Society of London* (2): 222.

Type locality: Ecuador, Huigra, 4500 ft., i.1914, leg. Parish.

Type specimens: Holotype ♀, BMNH(E) 1477252, in bad condition (left forewing present), NHMUK.

Distribution: Ecuador (Meyrick 1915b: 222).

Larval hostplant(s): Unknown.

***Phyllonorycter durangensis* Deschka, 1982**

(Figs 62)

"*Phyllonorycter durangensis* sp. n."—Deschka, G. 1982. *Entomofauna, Zeitschrift für Entomologie* 3(17): 249–251, figs 10–17.

Type locality: Mexico, Durango, El Indio, 2250 m

Type specimens: Holotype ♂, coll. Deschka (Steyr); Paratypes 4 specimens (gender not stated), coll. Deschka (Steyr).

Distribution: Mexico (Deschka 1982: 249–251).

Larval hostplant(s): Betulaceae: *Alnus* sp. (Deschka 1982a: 250).

DNA: BOLD GRPAL602-11; GenBank KF808155 (Lees *et al.* 2014).

***Phyllonorycter epispila* (Meyrick, 1915)**

(Figs 63, 249, 475)

"*Lithocolletis epispila*, n. sp."—Meyrick, E. 1915b. *Transactions of the Entomological Society of London* (2): 223.

Type locality: Ecuador, Huigra, 4500 ft., vi.1914, leg. Parish.

Type specimens: Syntypes 2♀, BMNH(E) 1477256, BMNH(E) 1477243 (head and abdomen missing), NHMUK.

Distribution: Ecuador (Meyrick 1915b: 223).

Larval hostplant(s): Unknown.

***Phyllonorycter iriphanes* (Meyrick, 1915)**

(Figs 64, 250, 475)

"*Lithocolletis iriphanes*, n. sp."—Meyrick, E. 1915b. *Transactions of the Entomological Society of London* (2): 223.

Type locality: Peru, Lima, 500 ft., viii.1914, leg. Parish.

Type specimens: 13 syntypes ♂, ♀, BMNH(E) 1477223, (BMNH(E) 1477199, BMNH(E) 1477200—1477203, BMNH(E) 1477206, BMNH(E) 1477208, BMNH(E) 1477210, BMNH(E) 1477213, BMNH(E) 1477214, BMNH(E) 1477224, BMNH(E) 1477227, NHMUK.

Distribution: Peru (Meyrick 1915b: 223).

Larval hostplant(s): Unknown.

***Phyllonorycter oxygrapta* (Meyrick, 1915)**

(Figs 65, 251, 475)

"*Lithocolletis oxygrapta*, n. sp."—Meyrick, E. 1915b. *Transactions of the Entomological Society of London* (2): 222.

Type locality: Peru, Lima, 500 ft., viii.1914, leg. Parish.

Type specimens: Holotype ♂, BMNH(E) 1477215, NHMUK.

Distribution: Peru (Meyrick 1915b: 222).

Larval hostplant(s): Unknown.

***Phyllonorycter pictus* (Walsingham, 1914)**

(Figs 66, 252)

"*Phyllonorycter pictus*, sp. n."—Walsingham, Lord (Thomas de Grey). 1914. *Biologia Centrali-Americana, Lepidoptera-Heterocera* 4(1909–1915): 337; pl. 9, fig. 31.

Type locality: Mexico, Guerrero, Amula, viii.18??, leg. H.H. Smith.

Type specimens: Holotype ♀, NHMUK010920066, coll. Walsingham nr. 66738, NHMUK.

Distribution: Mexico (Walsingham 1914: 337).

Larval hostplant(s): Unknown.

***Phyllonorycter solani* (Hering, 1958)**

(Figs 67, 475)

"*Lithocolletis solani*, sp. nov."—Hering, E.M. 1958. *Acta Zoologica Lilloana* 15: 307–308, figs 8–10.

Type locality: [Argentina], Tucumán, Choromoro, Quebrada de Las Higueras, 800 m.

Type specimens: Holotype ♂, ZMHB; Paratypes (♂ and ♀), number not stated, IFML.

Distribution: Argentina (Hering 1958: 308).

Larval hostplant(s): Solanaceae: *Solanum* sp. (Hering 1958: 308).

***Phyllonorycter splendidus* Deschka, 2013**

(Fig. 68)

"*Phyllonorycter splendidus* nov. sp."—Deschka, G. 2013. *Linzer biologische Beiträge* 45(1): 593–595, figs 1–6.

Type locality: Mexico, Queretaro, Jalpan, 21.13N 99.28W, 1200 m, 30.vii–18.viii.1991, leg. G. Deschka.

Type specimens: Holotype ♂, genitalia slide Deschka 2733♂, coll. Deschka; Paratypes 4♂, 5♀, coll. Deschka.

Distribution: Mexico (Deschka 2013: 594).

Larval hostplant(s): Platanaceae: *Platanus lindeniana* Mart. & Gal., *P. mexicana* Moric. (Deschka 2013: 593, 594).

DNA: BOLD Project GRAAM CLV2930.

***Phyllonorycter stigmaphyllae* Busck, 1934**

(Fig. 69)

"*Phyllonorycter stigmaphyllae* new species"—Busck, A. [1934]. *Entomologica Americana* 13 (1933)(4): 171–172.

Type locality: Cuba, Santiago de las Vegas.

Type specimens: Holotype, nr. 44142 (gender not stated), USNM.

Distribution: Cuba (Busck [1934]: 171).

Larval hostplant(s): Malpigiaceae: *Stigmaphyllon sagraeanum* A. Juss (Busck [1934]: 171).

***Phyllonorycter tenuicaudella* (Walsingham, 1897)**

(Figs 70, 253)

"*Lithocolletis tenuicaudella*, Wlsm."—Walsingham, Lord (Thomas de Grey). 1897. *Proceedings of the Zoological Society of London* 1897(10): 147.

Type locality: [Virgin Islands], S[ain]t. Croix, 01.v.1894.

Type specimens: Holotype ♂, coll. Hedemann, nr. 176215, GAMNH.

Note: The collection of Microlepidoptera of Wilhelm von Hedemann was obtained by Aristide Caradja via Hans Larsen. The specialized collection of Lepidoptera from Mexico was given to the Natural History Museum in Vienna in 1865 (Horn & Kahle 1935: 107; Sabine Gaal-Haszler, pers. comm., 03 July 2018) and some micro moths were given to Aristide Caradja who deposited them to the "Grigore Antipa" National Museum of Natural History in Bucharest (see Popescu-Gorj 1992: 177; Mihai Stanescu, pers. comm. 09 August 2018).

Distribution: Virgin Islands: Saint Croix (Walsingham 1897: 147).

Larval hostplant(s): Unknown.

***Porphyrosela* Braun, 1908**

"*Porphyrosela*, new subgenus"—Braun, A. 1908. *Transactions of the American Entomological Society* 34(4): 272 (key), 348.

Type species: *Lithocolletis desmodiella* Clemens, 1859. By monotypy. *Porphyrosela* was established to denote a subgenus of *Lithocolletis* Hübner, 1825 (Nye & Fletcher 1991: 248).

***Porphyrosela desmodiella* (Clemens, 1859)**

(Figs 71, 254)

"*L.[ithocolletis] Desmodiella*."—Clemens, B. 1859. *Proceedings of the Academy of Natural Sciences of Philadelphia* [1859]: 319, 320.

Type locality: U.S.A., vii–viii, leg. B. Clemens.

Type specimens: Not stated, "three types", ANSP (Busck 1903: 187); 3 Syntypes, BMNH(E) 1479541, BMNH(E) 1479532, BMNH(E) 1479546, in poor condition, ex coll. Clemens, ex coll. Stainton, NHMUK.

Synonym(s):

Porphyrosela gregariella (Murtfeldt, 1881)

"*Lithocolletis gregariella*"—Murtfeldt, M.E. 1881: 245–246. Type specimens not stated. A junior subjective synonym of *Lithocolletis desmodiella* Clemens, 1859, synonymized by Walsingham (1883: 202).

Distribution: Cuba (Busck [1934]: 171), Virgin Islands: Saint Thomas (Walsingham 1897: 146).

Note: Nearctic Region: Canada: Ontario (Kamijo 1990a: 13), United States (Clemens 1859: 320): Arizona (Eiseman *et al.* 2017: 20), Connecticut (Maier 1988: 731)

Larval hostplant(s): Fabaceae: *Bradburya* sp. (Busck [1934]: 171), *Centrosema virginianum* (L.) Benth. (Walsingham 1897: 146).

Note: host plant records in the Nearctic Region: Fabaceae: *Centrosema virginianum* (L.) Benth. (Yoshimoto 1977: 912), *Desmodium* sp. (Chambers 1871: 127), *D. tortuosum* (Sweet) DC. (Robinson *et al.* 2002: 370–371), *D. viridiflorum* (L.) DC. (Clemens 1859: 320), *Lespedeza bicolor* Turcz. (Robinson *et al.* 2002: 370–371), *L. capitata* Michx. (Maier 1988: 731), *Lespedeza* sp. (Ely 1918: 49), *L. thunbergii* (DC.) Nakai (Robinson *et al.* 2002: 370–371), *Phaseolus pauciflorus* Sesse & Moc. ex G. Don. (Murtfeldt 1881: 246), *Phaseolus* sp. (Chambers 1880: 189), *Strophostyles leiosperma* (Torr. & A. Gray) Piper (Murtfeldt 1881: 246), *Trifolium repens* L. (Robinson *et al.* 2002: 370–371).

DNA: GenBank KJ746721, KJ657587 (Hayden *et al.* 2013).

***Porphyrosela minuta* Clarke, 1953**

(Figs 72, 475)

"*Porphyrosela minuta*, new species"—Clarke, J.F.G. 1953a. *Acta Zoologica Lilloana* 13(): 69–70.

Type locality: Argentina, Buenos Aires, Tigre, i.1951.

Type specimens: Holotype ♂, nr. 61476, USNM; Paratypes 4♀, USNM.

Distribution: Argentina: (Bourquin 1951: 513), Uruguay (Biezanko *et al.* 1978: 56).

Note: Nearctic Region: United States: California, Louisiana, Maryland, Tennessee, North Carolina, Oklahoma (Eiseman *et al.* 2017), Tennessee (BOLD 2018).

Larval hostplant(s): Fabaceae: *Trifolium pratense* L. (Robinson *et al.* 2010), *T. repens* L. (Bentancourt & Scatoni 2007: 514), *Trifolium* sp. (Bourquin 1951: 513), *Medicago sativa* L. (Robinson *et al.* 2010), *Trifolium* sp. (Bourquin 1951: 513).

Parasitoids: Trichogrammatidae: *Trichogramma minutum* Riley, 1871 (Noyes 2017).

DNA: BOLD CLV4401; GenBank KF808156 (Lees *et al.* 2014).

Note: sample in BOLD BIOUG04722-D09 from United States: Tennessee.

Acrocercopinae Kawahara & Ohshima, 2016

"Acrocercopinae Kawahara & Ohshima, new subfamily"—Kawahara *et al.* 2017. *Systematic Entomology* 42(1): 70–71. Type genus: *Acrocercops* Wallengren, 1881. Released online 13 October 2016.

***Acrocercops* Wallengren, 1881**

"*Acrocercops*"—Wallengren, H.J.D. 1881. *Entomologisk Tidskrift* 1(2): 95. Type species: *Tinea brongniardella* Fabricius, 1798. By monotypy. The type species was included by Wallengren as "*Brongiardellus* F.", an incorrect subsequent spelling (Nye & Fletcher 1991: 4).

***Acrocercops achnodes* Meyrick, 1915**

(Figs 73, 255, 475)

"*Acrocercops achnodes*, n. sp."—Meyrick, E. 1915b. *Transactions of the Entomological Society of London* (2): 230.

Type locality: Ecuador, Huigra, 4500 ft, vi.1914, leg. Parish.

Type specimens: Syntypes (♂ and ♀), BMNH(E) 1404470, BMNH(E) 1404471, BMNH(E) 1404472, and BMNH(E) 1404473, NHMUK.

Distribution: Ecuador (Meyrick 1915c: 231).

Larval hostplant(s): Unknown.

***Acrocercops albomarginatum* (Walsingham, 1897)**

(Figs 74, 256, 379)

"*Coriscium albomarginatum*, sp. n."—Walsingham, Lord (Thomas de Grey). 1897. *Proceedings of the Zoological Society of London* 1897(10): 54–183.

Type locality: [Virgin Islands], Danish W. Indies, S[ain]t Thomas, 12.iii.1894.

Type specimens: Holotype ♂, BMNH(E) 1407636, coll. Walsingham, genitalia slide BMNH 31203♂ (see Landry

2006: 442), NHMUK; 4 more specimens mentioned [not included in type series].

Distribution: Cuba (Busck [1934]: 183), Puerto Rico (Forbes 1930: 142), Virgin Islands: Saint Thomas (Walsingham 1897: 154).

Larval hostplant(s): Fabaceae: *Centrosema plumieri* (Pers.) Benth. (Busck [1934]: 182); Malvaceae: *Sida rhombifolia* L. (Robinson *et al.* 2010).

***Acrocercops anthogramma* Meyrick, 1921**

(Figs 75, 257, 475)

"*Acrocercops anthogramma*, n. sp."—Meyrick, E. 1921. *Exotic Microlepidoptera* (Marlborough) 2(15): 465–466.

Type locality: Brazil, Parintins, x.1919, leg. Parish.

Type specimens: Holotype ♀, NHMUK010922940, NHMUK.

Distribution: Brazil (Meyrick 1921: 466).

Larval hostplant(s): Unknown.

***Acrocercops apicepunctella* (Walsingham, 1891)**

(Figs 76, 258)

"*Gracilaria apicepunctella*, sp. n."—Walsingham, Lord (Thomas de Grey). 1891. *Proceedings of the Zoological Society of London* 37: 540, 548.

Type locality: West Indies, St. Vincent.

Type specimens: Holotype ♀ (abdomen missing), BMNH(E) 1404567, NHMUK.

Synonym(s):

"*Acrocercops apicipunctella*"—Meyrick 1912c: 47. An unjustified emendation of *Acrocercops apicepunctella* Walsingham, 1891.

Distribution: Saint Vincent and the Grenadines (Walsingham 1891: 540).

Larval hostplant(s): Unknown.

***Acrocercops argocosma* Meyrick, 1915**

(Figs 77, 259, 475)

"*Acrocercops argocosma*, n. sp."—Meyrick, E. 1915c. *Transactions of the Entomological Society of London* (2): 225.

Type locality: Ecuador, Huigra, 4500 ft., vi.1914, leg. Parish.

Type specimens: Syntypes 3♂, BMNH(E) 1404548, BMNH(E) 1404554, BMNH(E) 1404558, NHMUK.

Distribution: Ecuador (Meyrick 1915c: 225).

Larval hostplant(s): Unknown.

***Acrocercops asaphogramma* Meyrick, 1920**

(Figs 78, 260, 475)

"*Acrocercops asaphogramma*, n. sp."—Meyrick, E. 1920. *Exotic Microlepidoptera* (Marlborough) 2(10): 291.

Type locality: Brazil, Para, 10.vii.1919, leg. Parish.

Type specimens: Holotype ♂, BMNH(E) 1404541, NHMUK.

Distribution: Brazil (Meyrick 1920: 291).

Larval hostplant(s): Unknown.

***Acrocercops attenuatum* (Walsingham, 1897)**

(Figs 79, 261, 475)

"*Coriscium attenuatum*, sp. n."—Walsingham, Lord (Thomas de Grey). 1897. *Proceedings of the Zoological Society of London* 1897(10): 154.

Type locality: [Virgin Islands], Saint Thomas, 07.iii.1894, leg. Hedemann.

Type specimens: Holotype ♂, BMNH(E) 1407157, coll. Walsingham, NHMUK; 2 more specimens mentioned [not included in type series].

Distribution: Virgin Islands: Saint Thomas (Walsingham 1897: 154).

Larval hostplant(s): Euphorbiaceae: *Croton flavens* L. (Walsingham 1897: 154).

***Acrocercops breyeri* Bourquin, 1962**

(Figs 80, 262, 475)

"*Acrocercops breyeri* sp. nov."—Bourquin, F. 1962. *Revista de la Sociedad Entomologica Argentina* 23 (1960): 44–46, fig. (not numbered).

Type locality: Argentina, Province of Buenos Aires, Delta del Río Paraná, Río Sarmiento, La Tacuarita, viii.1949.

Type specimens: Holotype (gender not stated), MACN; Paratypes 3 specimens (gender not stated), coll. Pastrana in MACN, coll. Bourquin (Buenos Aires).

Distribution: Argentina (Bourquin 1962: 45).

Larval hostplant(s): Asteraceae: *Senecio bonariensis* Hook. & Arn. (Bourquin 1962: 45).

Parasitoids: Eulophidae: *Closterocerus coffeellae* Ihering, 1914 (Noyes 2017). Eulophidae: *Closterocerus* sp. (Bourquin 1962: 45).

***Acrocercops caementosa* Meyrick, 1915**

(Figs 81, 263, 475)

"*Acrocercops caementosa*, n. sp."—Meyrick, E. 1915c. *Transactions of the Entomological Society of London* (2): 228–229.

Type locality: Peru, Huancayo, 10650 ft., vii.1914.

Type specimens: Syntypes 1♀, 1♂, NHMUK010922941, NHMUK010862813, genitalia slide BMNH 29523♂, NHMUK.

Distribution: Peru (Meyrick 1915c: 229).

Larval hostplant(s): Unknown.

***Acrocercops camptochrysa* Meyrick, 1921**

(Figs 82, 264, 475)

"*Acrocercops camptochrysa*, n. sp."—Meyrick, E. 1921. *Exotic Microlepidoptera* (Marlborough) 2(15): 466–467.

Type locality: Brazil, Manaus, xi.1919, leg. Parish.

Type specimens: Holotype ♀, NHMUK010922942, NHMUK.

Distribution: Brazil (Meyrick 1921: 467).

Larval hostplant(s): Unknown.

***Acrocercops chalinopa* Meyrick, 1920**

(Figs 83, 265, 475)

"*Acrocercops chalinopa*, n. sp."—Meyrick, E. 1920. *Exotic Microlepidoptera* (Marlborough) 2(10): 294.

Type locality: Brazil, Pará, 30.vii.1919, leg. Parish.

Type specimens: Holotype ♂, (specimen only bearing left forewing) NHMUK010922950, NHMUK.

Distribution: Brazil (Meyrick 1920: 294).

Larval hostplant(s): Unknown.

***Acrocercops charitopis* Meyrick, 1915**

(Figs 84, 266, 475)

"*Acrocercops charitopis*, n. sp."—Meyrick, E. 1915b. *Transactions of the Entomological Society of London* (2): 228.

Type locality: British Guiana [Guyana], Bartica, ii.1913, leg. Parish.

Type specimens: 3 syntypes (♂ and ♀): BMNH(E) 1404733, BMNH(E) 1404735, BMNH(E) 1404739, NHMUK.

Distribution: Guyana (Meyrick 1915b: 228).

Larval hostplant(s): Unknown.

***Acrocercops chloronympha* Meyrick, 1921**

(Figs 85, 267, 475)

"*Acrocercops chloronympha*, n. sp."—Meyrick, E. 1921. *Exotic Microlepidoptera* (Marlborough) 2(15): 467.

Type locality: Brazil, Manaus, xi.1919, leg. Parish.

Type specimens: Syntypes 2♀, NHMUK010862814, NHMUK010922949, NHMUK.

Distribution: Brazil (Meyrick 1921: 467).

Larval hostplant(s): Unknown.

***Acrocercops chrysometra* (Meyrick, 1926)**

(Figs 86, 268, 475)

"*Aristotelia chrysometra*, n. sp."—Meyrick, E. 1926. *Exotic Microlepidoptera* (Marlborough) 3(9): 273–274.

Type locality: Ecuador, Huigra, vi.1914, leg. Parish.

Type specimens: Holotype ♂, BMNH(E) 1404506, genitalia slide J.F.G.C. 5725♂, NHMUK.

Distribution: Ecuador (Meyrick 1926: 274).

Larval hostplant(s): Unknown.

***Acrocercops cirrhantha* Meyrick, 1915**

(Figs 87, 269, 475)

"*Acrocercops cirrhantha*, n. sp."—Meyrick, E. 1915b. *Transactions of the Entomological Society of London* (2): 231.

Type locality: British Guiana [Guyana], Bartica, i.1913, leg. Parish.

Type specimens: Holotype ♂, BMNH(E) 1404742, NHMUK.

Distribution: Guyana (Meyrick 1915b: 231).

Larval hostplant(s): Unknown.

***Acrocercops cissiella* Busck, 1934**

(Fig. 88)

"*Acrocercops cissiella* new species"—Busck, A. [1934]. *Entomologica Americana* 13 (1933)(4): 177–178.

Type locality: Cuba, Santiago de las Vegas.

Type specimens: Holotype, nr. 44148 (gender not stated), USNM.

Distribution: Cuba (Busck [1934]: 178).

Larval hostplant(s): Malvaceae: *Hibiscus elatus* Sweet (Robinson *et al.* 2010); Menispermaceae: *Cissampelos* sp. (Busck [1934]: 178), *Cissampelos verticillata* (L.) Nicolson & C. E. Jarvis (Robinson *et al.* 2010); Vitaceae: *Vitis* sp. (Robinson *et al.* 2010).

***Acrocercops clitoriella* Busck, [1934]**

(Fig. 89)

"*Acrocercops clitoriella* new species"—Busck, A. [1934]. *Entomologica Americana* 13 (1933)(4): 175–176.

Type locality: Cuba, Baraguá.

Type specimens: Holotype, nr. 44136 (gender not stated), USNM.

Distribution: Cuba (Busck [1934]: 176).

Larval hostplant(s): Fabaceae: *Clitoria* sp. (Busck [1934]: 176), *Clitoria ternatea* L. (Robinson *et al.* 2010).

***Acrocercops clytosema* Meyrick, 1920**

(Figs 90, 270, 475)

"*Acrocercops clytosema*, n. sp."—Meyrick, E. 1920. *Exotic Microlepidoptera* (Marlborough) 2(10): 294.

Type locality: Brazil, Parintins, x.1919, leg. Parish.

Type specimens: Holotype ♂, NHMUK010922943, NHMUK.

Distribution: Brazil (Meyrick 1920: 294).

Larval hostplant(s): Unknown.

***Acrocercops contorta* Meyrick, 1920**

(Figs 91, 271)

"*Acrocercops contorta*, n. sp."—Meyrick, E. 1920. *Exotic Microlepidoptera* (Marlborough) 2(10): 292.

Type locality: Brazil, Pará, 24.vi.1919, leg. Parish.

Type specimens: Holotype ♂, NHMUK010922944, NHMUK.

Distribution: Brazil (Meyrick 1920: 292).

Larval hostplant(s): Unknown.

***Acrocercops cordiella* Busck, 1934**

(Fig. 92)

"*Acrocercops cordiella* new species"—Busck, A. [1934]. *Entomologica Americana* 13 (1933)(4): 174–175.

Type locality: Cuba, Santiago de las Vegas.

Type specimens: Holotype, nr. 44144 (gender not stated), USNM.

Distribution: Cuba (Busck [1934]: 174).

Larval hostplant(s): Boraginaceae: *Cordia alba* (Jacq.) Roem & Schult. (Busck [1934]: 174).

***Acrocercops crotalistis* Meyrick, 1915**

(Figs 93, 272, 475)

"*Acrocercops crotalistis*, n. sp."—Meyrick, E. 1915b. *Transactions of the Entomological Society of London* (2): 229.

Type locality: Peru, Lima, 500 ft.; Chosica, 2800 ft., viii.1914, leg. Parish.

Type specimens: 8 syntypes (♂ and ♀), BMNH(E) 1404796, BMNH(E) 1404797, BMNH(E) 1404806, NHMUK.

Note: In the NHMUK collection there are 11 identified specimens from Lima and 2 from Chosica, all collected by Parish. It will need future clarification which specimens should be considered syntypic.

Distribution: Peru (Meyrick 1915b: 229).

Larval hostplant(s): Unknown.

***Acrocercops cyclogramma* Meyrick, 1921**

(Figs 94, 273, 475)

"*Acrocercops cyclogramma*, n. sp."—Meyrick, E. 1921. *Exotic Microlepidoptera* (Marlborough) 2(15): 466.

Type locality: Peru, Iquitos, ii.1920, leg. Parish.

Type specimens: Holotype ♂, BMNH(E) 1404743, NHMUK.

Distribution: Peru (Meyrick 1921: 466).

Larval hostplant(s): Unknown.

***Acrocercops cymella* Forbes, 1931**

(Figs 95, 274, 475)

"*Acrocercops cymella* new species"—Forbes, W.T.M. 1931. *Journal of the Department of Agriculture of Porto Rico* 15(4): 380–381; pl. 42, fig. 23.

Type locality: Porto Rico [Puerto Rico], Coamo Springs, 10.iv.1930, Lot 795.

Type specimens: Holotype nr. 1062 (gender not stated), CU.

Distribution: Puerto Rico (Forbes 1931: 381).

Larval hostplant(s): Unknown.

***Acrocercops demotes* Walsingham, 1914**

(Figs 96, 275)

"*Acrocercops demotes*, sp. n."—Walsingham, Lord (Thomas de Grey). 1914. *Biologia Centrali-Americana*, Lepidoptera-Heterocera 4(1909–1915): 340; pl. 9, fig. 35.

Type locality: Mexico, Tabasco, Teapa.

Type specimens: Holotype ♂, BMNH(E) 1404985, coll. Walsingham nr. 66767, NHMUK.

Distribution: Mexico (Walsingham 1914: 340).

Larval hostplant(s): Unknown.

***Acrocercops desmochares* Meyrick, 1921**

(Figs 97, 276, 475)

"*Acrocercops desmochares*, n. sp."—Meyrick, E. 1921. *Exotic Microlepidoptera* (Marlborough) 2(15): 468–469.

Type locality: Brazil, Manaus, xi. 1919, leg. Parish.

Type specimens: Holotype ♀, NHMUK010922945, NHMUK.

Distribution: Brazil (Meyrick 1921: 469).

Larval hostplant(s): Unknown.

***Acrocercops encentris* Meyrick, 1915**

(Figs 98, 277, 475)

"*Acrocercops encentris*, n. sp."—Meyrick, E. 1915b. *Transactions of the Entomological Society of London* (2): 227.

Type locality: British Guiana [Guyana], Bartica, i.1913, leg. Parish.

Type specimens: 7 syntypes (♂ and ♀), BMNH(E) 1405064, NHMUK.

Distribution: Guyana (Meyrick 1915b: 227).

Larval hostplant(s): Unknown.

***Acrocercops fasciculata* Meyrick, 1915**

(Figs 99, 278, 475)

"*Acrocercops fasciculata*, n. sp."—Meyrick, E. 1915b. *Transactions of the Entomological Society of London* (2): 230–231.

Type locality: British Guiana [Guyana], Bartica, i.1913, leg. Parish.

Type specimens: Holotype ♀, BMNH(E) 1405180, NHMUK.

Distribution: Guyana (Meyrick 1915b: 231).

Larval hostplant(s): Unknown.

***Acrocercops gemmans* Walsingham, 1914**

(Figs 100, 279)

"*Acrocercops gemmans*, sp. n."—Walsingham, Lord (Thomas de Grey). 1914. *Biologia Centrali-Americana*, Lepidoptera-Heterocera 4(1909–1915): 339–340.

Type locality: Mexico, Guerrero, Amula, 6000 ft., viii.1918, leg. H.H. Smith.

Type specimens: Holotype ♂, BMNH(E) 1405336, coll. Walsingham nr. 66751, NHMUK; 8 paratypes nrs. 66752, 66754, 66755, 66757, 66758 in NHMUK, nrs. 66753, 66756, 66759 in USNM.

Distribution: Mexico (Walsingham 1914: 340).

Larval hostplant(s): Unknown.

***Acrocercops hapsidota* Meyrick, 1915**

(Figs 101, 280, 475)

"*Acrocercops hapsidota*, n. sp."—Meyrick, E. 1915b. *Transactions of the Entomological Society of London* (2): 229–230.

Type locality: British Guiana [Guyana], Mallali [Malali], iii.1913, leg. Parish.

Type specimens: 6 syntypes (♂ and ♀), BMNH(E) 1405357, NHMUK.

Distribution: Guyana (Meyrick 1915b: 230).

Larval hostplant(s): Unknown.

***Acrocercops hastigera* Meyrick, 1915**

(Figs 102, 281, 475)

"*Acrocercops hastigera*, n. sp."—Meyrick, E. 1915b. *Transactions of the Entomological Society of London* (2): 227.

Type locality: Ecuador, Duran, 23.vi.1914, leg. Parish.

Type specimens: Holotype ♂, BMNH(E) 1405375, NHMUK.

Distribution: Ecuador (Meyrick 1915b: 227).

Larval hostplant(s): Unknown.

***Acrocercops helicomitra* Meyrick, 1924**

(Figs 103, 282, 475)

"*Acrocercops helicomitra*, n. sp."—Meyrick, E. 1924. *Exotic Microlepidoptera* (Marlborough) 3(3): 85–86.

Type locality: Brazil, Bahia, 1924, leg. G. Bondar.

Type specimens: 14 syntypes (♂ and ♀), BMNH(E) 1405363 (with abdomen), NHMUK.

Note: 11 syntypes, found in NHMUK, are glued to card triangle points and none of them in good condition.

Distribution: Brazil (Meyrick 1924: 85–86).

Larval hostplant(s): Malvaceae: *Gossypium herbaceum* L. (Robinson *et al.* 2010), *Gossypium* sp. (Meyrick 1924: 86).

Parasitoids: Eulophidae: *Elasmus chapadae* Ashmead, 1904 (Noyes 2017).

***Acrocercops hippuris* Meyrick, 1915**

(Figs 104, 283, 475)

"*Acrocercops hippuris*, n. sp."—Meyrick, E. 1915b. *Transactions of the Entomological Society of London* (2): 232–233.

Type locality: Peru, Huancayo, 10650 ft.; Jauja, 11900 ft, vii.1914.

Type specimens: 5 syntypes (♂ and ♀), BMNH(E)1405359, BMNH(E)1405371, BMNH(E) 1405383, BMNH(E)1405391 (abdomen missing), NHMUK.

Distribution: Peru (Meyrick 1915b: 233).

Larval hostplant(s): Unknown.

***Acrocercops inconspicua* Forbes, 1930**

(Figs 105, 475)

"*Acrocercops inconspicua*, new species"—Forbes, W.T.M. 1930. *Scientific Survey of Porto Rico and the Virgin Islands* 12(1): 142–143.

Type locality: Porto Rico [Puerto Rico], Yauco.

Type specimens: Holotype (gender not stated) and paratypes (gender and number not stated) in USNM; Paratype (gender not stated) in "Ins. Exp. Stat."

Distribution: Puerto Rico (Forbes 1930: 143).

Larval hostplant(s): Verbenaceae: *Citharaeoxylon fruticosum* L. (Forbes 1930: 143).

***Acrocercops insulella* (Walsingham, 1891)**

(Figs 106, 284)

"*Zarathra insulella*"—Walsingham, Lord (Thomas de Grey). 1891. *Proceedings of the Zoological Society of London* 37: 538–539.

Type locality: West Indies, St. Vincent.

Type specimens: Holotype ♂, BMNH(E) 1405200, NHMUK; 2 paratypes (gender not stated), 1♂: BMNH(E) 1405213 (abdomen missing), BMNH(E) 1405214, NHMUK.

Distribution: Dominican Republic (Walsingham 1897: 150), Saint Vincent and the Grenadines (Walsingham 1891: 539).

Larval hostplant(s): Unknown.

***Acrocercops ipomoeae* Busck, [1934]**

(Figs 107, 380)

"*Acrocercops ipomoeae* new species"—Busck, A. [1934]. *Entomologica Americana* 13 (1933)(4): 178–179.

Type locality: Cuba, Santiago de las Vegas.

Type specimens: Holotype, nr. 44149 (gender not stated), USNM.

Distribution: Cuba (Busck [1934]: 179).

Larval hostplant(s): Convolvulaceae: *Ipomoea batatas* (L.) Lam. (Robinson *et al.* 2010), *Jacquemontia* sp., *Ipomoea* sp. (Busck [1934]: 179).

***Acrocercops leucographa* Clarke, 1953**

(Figs 108, 440, 475)

"*Acrocercops leucographa* n. sp."—Clarke, J.F.G. 1953b. *Acta Zoologica Lilloana* 13: 71–72.

Type locality: Argentina, Buenos Aires, Tigre.

Type specimens: Holotype ♂, nr. 61414, USNM; Paratypes 4♂ and 3♀, USNM and coll. Bourquin (Buenos Aires).

Distribution: Argentina (Clarke 1953b: 71–72).

Larval hostplant(s): Unknown.

***Acrocercops leuconota* (Zeller, 1877)**

(Figs 109, 285, 475)

"*G[racilaria] leuconota*"—Zeller, P.C. 1877. *Horae Societatis Entomologicae Rossicae* 13(1–4): 414–415; pl. 6, fig. 146.

Type locality: [Colombia], Bogotá, Ubaque.

Type specimens: Holotype ♂, BMNH(E) 1404880, NHMUK.

Distribution: Colombia (Zeller 1877: 415).

Larval hostplant(s): Unknown.

***Acrocercops luctuosa* Meyrick, 1915**

(Figs 110, 286, 475)

"*Acrocercops luctuosa*, n. sp."—Meyrick, E. 1915b. *Transactions of the Entomological Society of London* (2): 228.

Type locality: British Guiana [Guyana], Bartica, i.1913, leg. Parish.

Type specimens: Holotype ♂, BMNH(E) 1405338, NHMUK.

Distribution: Guyana (Meyrick 1915b: 228).

Larval hostplant(s): Unknown.

***Acrocercops maranthaceae* Busck, 1934**

(Fig. 111)

"*Acrocercops maranthaceae* new species"—Busck, A. [1934]. *Entomologica Americana* 13 (1933)(4): 177.

Type locality: Cuba, Santiago de las Vegas.

Type specimens: Holotype, nr. 44147 (gender not stated), USNM.

Distribution: Cuba (Busck [1934]: 177).

Larval hostplant(s): Marantaceae: *Maranta* sp. (Busck [1934]: 177).

***Acrocercops marmaritis* Walsingham, 1914**

(Figs 112, 287)

"*Acrocercops marmaritis*, sp. n."—Walsingham, Lord (Thomas de Grey). 1914. *Biologia Centrali-Americana*, Lepidoptera-Heterocera 4(1909–1915): 340; pl. 9, fig. 34.

Type locality: Mexico, Guerrero, Amula, 6000 ft.

Type specimens: Holotype ♂, BMNH(E) 1405474, coll. Walsingham nr. 66760, NHMUK.

Distribution: Mexico (Walsingham 1914: 340).

Larval hostplant(s): Unknown.

***Acrocercops melanocosma* Meyrick, 1920**

(Figs 113, 288, 475)

"*Acrocercops melanocosma*, n. sp."—Meyrick, E. 1920. *Exotic Microlepidoptera* (Marlborough) 2(10): 291.

Type locality: Brazil, Pará, 08.vii.1919, leg. Parish.

Type specimens: 5 syntypes (♂ and ♀), BMNH(E) 1405482, NHMUK.

Distribution: Brazil (Meyrick 1920: 291).

Larval hostplant(s): Unknown.

***Acrocercops melantherella* Busck, 1934**

(Fig. 114)

"*Acrocercops melantherella* new species"—Busck, A. [1934]. *Entomologica Americana* 13 (1933)(4): 175.

Type locality: Cuba, Santiago de las Vegas.

Type specimens: Holotype, nr. 44145 (gender not stated), USNM.

Distribution: Cuba (Busck [1934]: 175).

Larval hostplant(s): Asteraceae: *Melanthera aspera* (Jacq.) Small (Robinson *et al.* 2010), *Melanthera deltoidea* Michx. (Busck [1934]: 175).

***Acrocercops microphis* Meyrick, 1921**

(Figs 115, 289, 475)

"*Acrocercops microphis*, n. sp."—Meyrick, E. 1921. *Exotic Microlepidoptera* (Marlborough) 2(15): 466.

Type locality: Brazil, Parintins, x.1919, leg. Parish.

Type specimens: Holotype ♂, NHMUK010922960, NHMUK.

Distribution: Brazil (Meyrick 1921: 466).

Larval hostplant(s): Unknown.

***Acrocercops nolckeniella* (Zeller, 1877)**

(Figs 116, 290, 475)

"*G.[racilaria] Nolckeniella*"—Zeller, P.C. 1877. *Horae Societatis Entomologicae Rossicae* 13(1–4): 412–414; pl. 6, fig. 145.

Type locality: [Colombia], Bogotá.

Type specimens: Syntypes (♂ and ♀) number not stated. Seven syntypes, BMNH(E) 1405475, are present in the collection of NHMUK.

Distribution: Colombia (Zeller, 1877: 413), Guyana (Meyrick 1915b: 225).

Larval hostplant(s): Solanaceae: *Brugmansia* sp. (Zeller 1877: 413).

***Acrocercops obversa* Meyrick, 1915**

(Figs 117, 291, 475)

"*Acrocercops obversa*, n. sp."—Meyrick, E. 1915b. *Transactions of the Entomological Society of London* (2): 230.

Type locality: British Guiana [Guyana], Bartica, iv.1913, leg. Parish.

Type specimens: Holotype ♂, BMNH(E) 1405772, NHMUK.

Distribution: Guyana (Meyrick 1915b: 230).

Larval hostplant(s): Unknown.

***Acrocercops ornata* (Walsingham, 1897)**

(Figs 118, 292, 475)

"*Eucosmophora ornata*, sp. n."—Walsingham, Lord (Thomas de Grey). 1897. *Proceedings of the Zoological Society of London* 1897(10): 149–150.

Type locality: Grenada, Balthazar, 300 ft., windward side.

Type specimens: Holotype ♂, BMNH(E) 1405816, coll. Walsingham, NHMUK.

Distribution: Grenada (Walsingham 1897: 150).

Larval hostplant(s): Unknown.

***Acrocercops perturbata* Meyrick, 1921**

(Figs 119, 293, 475)

"*Acrocercops perturbata*, n. sp."—Meyrick, E. 1921. *Exotic Microlepidoptera* (Marlborough) 2(15): 469–470.

Type locality: Peru, Jurimaguas, Iquitos; Brazil, Teffé, iii.1920, leg. Parish.

Type specimens: 7 syntypes (♂ and ♀), BMNH(E) 1405650, NHMUK.

Distribution: Brazil, Peru (Meyrick 1921: 470).

Larval hostplant(s): Unknown.

***Acrocercops piligera* Meyrick, 1915**

(Figs 120, 294, 475)

"*Acrocercops piligera*, n. sp."—Meyrick, E. 1915b. *Transactions of the Entomological Society of London* (2): 227–228.

Type locality: Colombia, Cali, 500 ft., v.1914, leg. Parish.

Type specimens: Holotype ♂, BMNH(E) 1405651, NHMUK.

Distribution: Colombia (Meyrick 1915b: 228).

Larval hostplant(s): Unknown.

***Acrocercops pontifica* Forbes, 1931**

(Figs 121, 475)

"*Acrocercops pontifica* new species"—Forbes, W.T.M. 1931. *Journal of the Department of Agriculture of Porto Rico* 15(4): 380; pl. 42, fig. 24.

Type locality: Porto Rico [Puerto Rico], El Yunque.

Type specimens: Holotype ♀, nr. 1061, CU.

Distribution: Puerto Rico (Forbes 1931: 380).

Larval hostplant(s): Unknown.

***Acrocercops pylonias* Meyrick, 1921**

(Figs 122, 295, 475)

"*Acrocercops pylonias*, n. sp."—Meyrick, E. 1921. *Exotic Microlepidoptera* (Marlborough) 2(15): 465.

Type locality: Peru, Iquitos, v.1920, leg. Parish.

Type specimens: Holotype ♂, BMNH(E) 1405655 (abdomen and hindwings missing), NHMUK.

Distribution: Peru (Meyrick 1921: 465).

Larval hostplant(s): Unknown.

***Acrocercops ramigera* Meyrick, 1920**

(Figs 123, 296, 475)

"*Acrocercops ramigera*, n. sp."—Meyrick, E. 1920. *Exotic Microlepidoptera* (Marlborough) 2(10): 292.

Type locality: Brazil, Pará, 26.vi.1919, leg. Parish.

Type specimens: Holotype ♂, NHMUK010862785, NHMUK.

Distribution: Brazil (Meyrick 1920: 292).

Larval hostplant(s): Unknown.

***Acrocercops rhynchograptia* Meyrick, 1920**

(Figs 124, 297, 475)

"*Acrocercops rhynchograptia*, n. sp."—Meyrick, E. 1920. *Exotic Microlepidoptera* (Marlborough) 2(10): 292.

Type locality: Brazil, Pará.

Type specimens: Holotype ♂, BMNH(E) 1405632, NHMUK.

Distribution: Brazil (Meyrick 1920: 292).

Larval hostplant(s): Unknown.

***Acrocercops serrigera* Meyrick, 1915**

(Figs 125, 126, 298, 299, 381, 382, 441, 475)

"*Acrocercops serrigera*, n. sp."—Meyrick, E. 1915b. *Transactions of the Entomological Society of London* (2): 232.

Type locality: Peru, Lima, 500 ft, viii.1914, leg. Parish.

Type specimens: Lectotype ♂, NHMUK, genitalia slide BMNH 31204♂, designated by Landry (2006: 442, fig. 28), NHMUK; in original description 34 syntypes (♂ and ♀) were mentioned, 12 of these as Paralectotypes in NHMUK.

Subspecies: *Acrocercops serrigera galapagosensis* Landry, 2006

"*Acrocercops serrigera galapagosensis* ssp. n."—Landry, B., 2006: 440–446, figs, 1, 10A–D, 19A–B. Ecuador, Galápagos, Santa Cruz, Finca Vilema, 2 km W Bella Vista. Holotype ♂, MHNG ENTO 00009151, MHNG; Paratypes 28♂ and 28♀, genitalia slides BL 1170, BL 1555, BL 1557, BL 1558, BL 1560, BL 1561, BL 1564, BL 1565, BL 1566, CNC, CDRS, MHNG, NHMUK, USNM.

Distribution: Chile (Vargas *et al.* 2013: 112), Ecuador (Meyrick 1915b: 232), Ecuador: Galápagos Islands (Landry 2006: 445), Peru (Meyrick 1915b: 232).

Larval hostplant(s): Malvaceae: *Malva nicaeensis* All., *Waltheria ovata* Cav. (Vargas *et al.* 2013: 113).

DNA: GenBank: JX567743, JX567747 (Vargas *et al.* 2013).

Note: Judging from the genital morphology shown in Landry (2006), this species might belong to the subfamily Ornixolinae.

***Acrocercops soritis* Meyrick, 1915**

(Figs 127, 300, 475)

"*Acrocercops soritis*, n. sp."—Meyrick, E. 1915b. *Transactions of the Entomological Society of London* (2): 224.

Type locality: Ecuador, Huigra, 4500 ft., vi.1914, leg. Parish.

Type specimens: Holotype ♂, BMNH(E) 1405981, NHMUK.

Distribution: Ecuador (Meyrick 1915b: 224).

Larval hostplant(s): Unknown.

***Acrocercops stalagmitis* Meyrick, 1915**

(Figs 128, 301, 475)

"*Acrocercops stalagmitis*, n. sp."—Meyrick, E. 1915b. *Transactions of the Entomological Society of London* (2): 224–225.

Type locality: British Guiana [Guyana], Bartica, xii.1912, leg. Parish.

Type specimens: Holotype ♀, BMNH(E) 1405524, NHMUK.

Distribution: Guyana (Meyrick 1915b: 225).

Larval hostplant(s): Unknown.

***Acrocercops taeniarcha* Meyrick, 1932**

(Figs 129, 302, 475)

"*Acrocercops taeniarcha*, n. sp."—Meyrick, E. 1932. *Exotic Microlepidoptera* (Marlborough) 4(9): 268.

Type locality: Brazil, Manaus, xi.1919, leg. Parish.

Type specimens: Holotype ♂, BMNH(E) 1406043, NHMUK.

Distribution: Brazil (Meyrick 1932: 268).

Larval hostplant(s): Unknown.

***Acrocercops undifraga* Meyrick, 1931**

(Figs 130, 303, 475)

"*Acrocercops undifraga*, n. sp."—Meyrick, E. 1931b. *Exotic Microlepidoptera* (Marlborough) 4(2): 47.

Type locality: Haiti, xi.1929, leg. J. Myers.

Type specimens: Syntypes 1♂ and 1♀, BMNH(E) 1405983, NHMUK.

Distribution: Cuba (Busck [1934]: 174), Haiti (Meyrick 1931b: 47).

Larval hostplant(s): Solanaceae: *Solanum antillarum* O. E. Schulz (Busck [1934]: 174), *S. torvum* Sweet (Meyrick 1931b: 47).

***Acrocercops urbanella* (Zeller, 1877)**

(Figs 131, 304, 475)

"*G.[racilaria] urbanella*"—Zeller, P.C. 1877. *Horae Societatis Entomologicae Rossicae* 13(1–4): 419–420; pl. 6, fig. 150.

Type locality: [Colombia], Bogotá.

Type specimens: Holotype ♂, BMNH(E) 1405848, NHMUK.

Distribution: Colombia (Zeller 1877: 420).

Larval hostplant(s): Unknown.

***Acrocercops xeniella* (Zeller, 1877)**

(Figs 132, 305, 475)

"*G.[racilaria] xeniella*"—Zeller, P.C. 1877. *Horae Societatis Entomologicae Rossicae* 13(1–4): 418–419; pl. 6, fig. 149.

Type locality: [Colombia], Bogotá, foot of Mt. Guadalupe.

Type specimens: Holotype ♀, BMNH(E) 1405861, NHMUK.

Distribution: Colombia (Zeller 1877: 419).

Larval hostplant(s): Unknown.

***Acrocercops xystrota* Meyrick, 1915**

(Figs 133, 306, 475)

"*Acrocercops xystrota*, n. sp."—Meyrick, E. 1915b. *Transactions of the Entomological Society of London* (2): 224.

Type locality: British Guiana [Guyana], Mallali [Malali].

Type specimens: Holotype ♀, BMNH(E) 1405949, NHMUK.

Distribution: Guyana (Meyrick 1915b: 224).

Larval hostplant(s): Unknown.

***Acrocercops zebrulella* Forbes, 1931**

(Figs 134, 307, 475)

"*Acrocercops zebrulella* new species"—Forbes, W.T.M. 1931. *Journal of the Department of Agriculture of Porto Rico* 15(4): 381–382; pl. 42, figs 21–22.

Type locality: Porto Rico, El Yunque, Luquillo, Mts., 1500–2000 ft., 23.iv.1930.

Type specimens: Holotype ♂ nr. 1063, CU; Paratype ♀, CU.

Distribution: Puerto Rico (Forbes 1931: 382).

Larval hostplant(s): Unknown.

***Chilocampyla* Busck, 1900**

"*Chilocampyla*, new genus"—Busck, A. 1900. *Proceedings of the United States National Museum* 23(1208): 248.

Type species: *Chilocampyla dyariella* Busck, 1900. By original designation.

***Chilocampyla psidiella* Busck, 1934**

(Fig. 135)

"*Chilocampyla psidiella* new species"—Busck, A. [1934]. *Entomologica Americana* 13 (1933)(4): 172–173.

Type locality: Cuba, Santiago de las Vegas.

Type specimens: Holotype, nr. 44143 (gender not stated), USNM.

Distribution: Cuba (Busck, A. [1934]: 173).

Larval hostplant(s): Myrtaceae: *Eugenia axillaris* (Sweet) Willd., *Psidium guajava* L. (Busck [1934]: 173), *P. guineense* Sweet (Robinson *et al.* 2010).

***Cryptolectica* Vári, 1961**

"*Cryptolectica* gen. nov."—Vári, L. 1961. *Transvaal Museum Memoir* 12(): xviii (key), 177. Type species: *Acrocercops monodecta* Meyrick, 1912a. By original designation.

***Cryptolectica lazaro* Landry, 2006**

(Figs 136, 308, 383, 442, 475)

"*Cryptolectica lazaro* sp. n."—Landry, B. 2006. *Revue suisse de Zoologie* 113(3): 460–462, figs 5, 14A–D, 23A–B.

Type locality: Ecuador, Galápagos, Santa Cruz, Media Luna, Pampa Zone, 08.ii.1989, leg. B. Landry.

Type specimens: Holotype ♂, CNC LEP 00028595, CNC; Paratypes 15♂ and 11♀, genitalia slides BL 1172, BL 1538, BL 1539, BL 1540, BL 1542, CDRS, CNC, MHNG.

Distribution: Ecuador: Galápagos Islands (Landry 2006: 462).

Larval hostplant(s): Asteraceae: *Ageratum conyzoides* L., *Synedrella nodiflora* (L.) Gartn. (Landry 2006: 462).

***Dialectica* Walsingham, 1897**

"*Dialectica*, g. n."—Walsingham, Lord (Thomas de Grey). 1897. *Proceedings of the Zoological Society of London* 1897(10): 150. Type species: *Gracillaria scalariella* Zeller, 1850. By original designation. The type species was established in combination with the generic name *Gracilaria*, at that time an incorrect subsequent spelling of *Gracillaria* Haworth, 1828. *Gracilaria* was not established as an emendation until 1907, by Walsingham in Sharp (1907) (Nye & Fletcher 1991: 92).

Didactica Tutt, 1900

"*Didactica*, Walsm."—Tutt, J.W. 1900. *A Natural History of the British Lepidoptera*. Volume II. Swan Sonnenheim & Co., London, 132. An incorrect subsequent spelling of *Dialectica* Walsingham, 1897.

Eutrichocnemis Spuler, 1910

"Gattung *Eutrichocnemis*"—Spuler, A. 1901–1910. *Die Schmetterlinge Europas. Mit über 3500 Figuren auf 95 Tafeln und 505 Abbildungen im Text. 3. Auflage von Prof. E. Hofmann's Werk: Die Groß-Schmetterlinge Europas*. 4 Vols. Schweizerbarthsche Verlagshandlung, Stuttgart, 409. Type species: *Gracillaria scalariella* Zeller, 1850. By subsequent designation by Ely, 1918. *Proceedings of the entomological Society of Washington* 19: 35, 68. The type species was established in combination with the generic name *Gracilaria*, at that time an incorrect subsequent spelling of *Gracillaria* Haworth, 1828. *Gracilaria* was not established as an emendation until 1907 by Walsingham in Sharp (1907). A junior objective synonym of *Dialectica* Walsingham, 1897 (Nye & Fletcher 1991: 127). Invalid designation of type species: *Gracillaria simploniella* Fischer von Röslerstamm, 1844, was designated by Fletcher, 1929. *Memoirs of the Department of Agriculture of India* (Entomology) 11: 93, and has been accepted as the type species by some authors (Nye & Fletcher 1991: 127).

***Dialectica galapagosensis* Landry, 2006**

(Figs 137, 309, 384, 443, 475)

"*Dialectica galapagosensis* sp. n."—Landry, B. 2006. *Revue suisse de Zoologie* 113(3): 464–468, figs 6, 15A–D, 24A–D.

Type locality: Ecuador, Galápagos, Santiago, Central, 700 m elevation, 09.iv.1992, leg. B. Landry.

Type specimens: Holotype ♂, MHNG ENTO 00009155, MHNG; Paratypes 28♂ and 11♀, genitalia slides BL 1174, BL 1543, BL 1544, BL 1545, BL 1546, BL 1547, BL 1548, BL 1554, BL 1559, BMNH(E) 1479429, CDRS, CNC, MHNG, NHMUK.

Distribution: Ecuador: Galápagos Islands (Landry 2006: 468).

Larval hostplant(s): Asteraceae: *Macraea laricifolia* Hook. f. (Landry 2006: 468).

***Dialectica permixtella* Walsingham, 1897**

(Fig. 138)

"*Dialectica permixtella*, sp. n."—Walsingham, Lord (Thomas de Grey). 1897. *Proceedings of the Zoological Society of London* 1897(10): 152.

Type locality: [Dominican Republic], S[anto] Domingo, Sánchez; Grenada, Balthazar, 250 ft.

Type specimens: 3 Syntypes ♀, coll. Walsingham, BMNH(E) 1406289, BMNH(E) 1406201, NHMUK.

Distribution: Dominican Republic, Grenada (Walsingham 1897: 152).

Larval hostplant(s): Unknown.

***Dialectica rendalli* Walsingham, 1897**

(Figs 139, 310)

"*Dialectica rendalli*, sp. n."—Walsingham, Lord (Thomas de Grey). 1897. *Proceedings of the Zoological Society of London* 1897(10): 151.

Type locality: Jamaica, Montague, 1100 ft, xi.1891, leg. Rendall.

Type specimens: Holotype ♂, BMNH(E) 1406314, coll. Walsingham, NHMUK.

Distribution: Jamaica (Walsingham 1897: 151), Puerto Rico (Forbes 1930: 142).

Larval hostplant(s): Malvaceae: *Hibiscus rosa-sinensis* L. (Robinson *et al.* 2010).

***Dialectica sanctaerucis* Walsingham, 1897**

(Figs 140, 141, 444)

"*Dialectica sanctae-crucis*, sp. n."—Walsingham, Lord (Thomas de Grey). 1897. *Proceedings of the Zoological Society of London* 1897(10): 151.

Type locality: [Virgin Islands], S[aint] Croix.

Type specimens: Holotype ♀ (not a ♂ as stated in the original description, see Landry 2006: 469), BMNH(E) 1406508, genitalia slide BMNH 29522♀, NHMUK; 2 more specimens [not included in types series].

Subspecies: *Dialectica sanctaecrucis darwini* Landry, 2006

"*Dialectica sanctaecrucis darwini* ssp. n."—Landry, B. 2006: 468–473, figs 7, 16A–E, 25A–C. Ecuador, Galápagos, Santiago, 200 m elevation. Holotype ♂, MHNG; Paratypes 2♂ and 11♀, BMNH(E) 1479424, genitalia slides BL 1236, BL 1549, BL 1550, BL 1551, BL 1552, BL 1553, CDRS, MHNG, NHMUK, USNM.

Distribution: Cuba, Dominican Republic (Busck [1934]: 173), Jamaica (Landry 2006: 472), Puerto Rico (Forbes 1930: 141), Virgin Islands: Saint Croix, Saint John, Saint Thomas (Walsingham 1897: 151).

Larval hostplant(s): Solanaceae: *Solanum melongena* L., *S. torvum* Sweet (Busck [1934]: 173).

***Eucosmophora* Walsingham, 1897**

"*Eucosmophora*, g. n."—Walsingham, Lord (Thomas de Grey). 1897. *Proceedings of the Zoological Society of London* 1897(10): 148–149. Type species: *Eucosmophora dives* Walsingham, 1897. By original designation.

***Eucosmophora aspila* Davis & Wagner, 2005**

(Figs 142, 311, 475)

"*Eucosmophora aspila* Davis & Wagner, new sp."—Davis, D.R. & Wagner, D.L. 2005. *Tropical Lepidoptera* 13 (2002)(1–2): 18–19; figs 5, 135–137, 175–177; map 1.

Type locality: Brazil, Parintins, x.1919, leg. Parish.

Type specimens: Holotype ♀, BMNH(E) 1409425, genitalia slide BMNH 30833♀, NHMUK; Paratype 1♂, BMNH(E) 1409413, genitalia slide BMNH 3084♂, NHMUK.

Distribution: Brazil, Peru (Davis & Wagner 2005: 19).

Larval hostplant(s): Unknown.

***Eucosmophora atlantis* (Meyrick, 1924)**

(Figs 143, 312, 385, 475)

"*Acrocercops atlantis*, n. sp."—Meyrick, E. 1924. *Exotic Microlepidoptera* (Marlborough) 3(3): 85.

Type locality: Costa Rica, San José.

Type specimens: Holotype ♂, BMNH(E) 1409404, genitalia slide BMNH 30830♂, NHMUK.

Distribution: Costa Rica (Meyrick 1924: 85).

Larval hostplant(s): Unknown.

DNA: BOLD Project MNAN; USNMMENT 00657267 has a partial barcode (307bp).

Note: USNMMENT 00657271 appears to be a contaminant as it matches genus *Pero* Herrich-Schäffer (Geometridae).

***Eucosmophora chrysocosma* (Meyrick, 1915)**

(Figs 144, 386, 445, 475)

"*Acrocercops chrysocosma*, n. sp."—Meyrick, E. 1915b. *Transactions of the Entomological Society of London* (2): 225–226.

Type locality: British Guiana [Guyana], Bartica, i.1913, leg. Parish.

Type specimens: Lectotype ♂, BMNH(E) 1407256, NHMUK; Paralectotypes 2♂ and 2♀, BMNH, designated by Davis & Wagner (2005: 18); Meyrick mentioned 24 syntypes (♂ and ♀) in his original description, NHMUK.

Distribution: Guyana (Meyrick 1915b: 226).

Larval hostplant(s): Unknown.

***Eucosmophora dives* Walsingham, 1897**

(Figs 145, 313, 446, 475)

"*Eucosmophora dives*, sp. n."—Walsingham, Lord (Thomas de Grey). 1897. *Proceedings of the Zoological Society of London* 1897(10): 149.

Type locality: Grenada, Balthazar, windward side, 250 ft. [76.2 m], 05.v., leg. H.H. Smith.

Type specimens: Holotype ♀ [erroneously sexed as ♂ by Walsingham], BMNH(E) 1409430, genitalia slide BMNH 27922♀, NHMUK.

Distribution: Barbados, British Virgin Islands: Tortola, Dominican Republic (Davis & Wagner 2005: 24), Grenada (Walsingham 1897: 149), Puerto Rico (Forbes 1930: 142).

Larval hostplant(s): Fabaceae: *Inga fagifolia* (L.) Willd. (Davis & Wagner 2005: 25), *I. vera* Willd. (Robinson et al. 2010), *Pithecellobium unguis-cati* (L.) Benth. (Robinson et al. 2010).

DNA: BOLD Project MNAN; USNMENT 00657273 has a partial barcode (407bp).

Parasitoids: Eulophidae: *Euderus lividus* (Ashmead, 1886), *Closterocerus lividus* (Ashmead, 1894), *Elachertus* sp., *Cirrospilus* sp.; Trichogrammatidae: *Ufens* sp. (Noyes 2017).

***Eucosmophora echinulata* Davis & Wagner, 2005**

(Figs 146, 447, 475)

"*Eucosmophora echinulata* Davis & Wagner, new sp."—Davis, D.R. & Wagner, D.L. 2005. *Tropical Lepidoptera* 13 (2002)(1–2): 24; figs 13, 195–196; map 1.

Type locality: Paraguay, Itapua, El Tirol, 27°10'S 55°45'W, 22–23, 25–26.iv.1986, leg. M. Pogue & A. Solis.

Type specimens: Holotype ♀, genitalia slide USNM 31825♀, USNM; Paratype 1♀ (abdomen missing), USNM.

Distribution: Paraguay (Davis & Wagner 2005: 24).

Larval hostplant(s): Unknown.

***Eucosmophora eclampsis* (Durrant, 1914)**

(Figs 147, 314, 448, 475)

"*Acrocercops eclampsis*, sp. n., Drnt."—Walsingham, Lord (Thomas de Grey). 1914. *Biologia Centrali-Americana, Lepidoptera-Heterocera* 4(1909–1915): 339.

Type locality: Panama, iii.1860, leg. R.H. Stretch.

Type specimens: Holotype ♀ [not ♂ as mentioned in original description], nr. 401229, BMNH(E) 1408290, genitalia slide BMNH 30829♀, NHMUK.

Distribution: Panama (Walsingham, 1914: 339).

Larval hostplant(s): Unknown.

***Eucosmophora eurychalca* (Meyrick, 1920)**

(Figs 148, 315, 387, 475)

"*Acrocercops eurychalca*, n. sp."—Meyrick, E. 1920. *Exotic Microlepidoptera* (Marlborough) 2(10): 290–291.

Type locality: Brazil, Pará, 20.vi.1919, leg. Parish.

Type specimens: Lectotype ♂, designated by Davis & Wagner (2005: 19), BMNH(E) 1409421, genitalia slide BMNH 30832♂, NHMUK; Paralectotype 1♂, BMNH(E) 1409408, NHMUK.

Distribution: Brazil (Meyrick 1920: 291).

Larval hostplant(s): Unknown.

***Eucosmophora ingae* Davis & Wagner, 2005**

(Figs 149, 388, 449, 475)

"*Eucosmophora ingae* Davis & Wagner, new sp."—Davis, D.R. & Wagner, D.L. 2005. *Tropical Lepidoptera* 13 (2002)(1–2): 25; figs 15, 25, 73–119, 121, 159–162, 201–203; map 1.

Type locality: Costa Rica, Heredia, Estación Biología de la Selva, 50–150 m, 10°26'N 84°01'W, mine 10.ii.1997 on *Inga oerstediana* Benth. ex Seemann, emerged 06.iii.1997, leg. D.L. Wagner.

Type specimens: Holotype ♂, genitalia slide DRD 4039♂, MNCR-A (formerly INBIO); Paratypes 18♂ and 4♀, genitalia slides DRD 4038, 4040, USNM 32195, 32197, 32198, MNCR-A (formerly INBIO), USNM, coll. Wagner.

Distribution: Costa Rica (Davis & Wagner 2005: 25).

Larval hostplant(s): Fabaceae: *Inga oerstediana* Benth. ex Seemann, *Pithecellobium catenatum* Donn. Sm. (Davis & Wagner 2005: 25).

DNA: BOLD Project MNAN, paratypes: USNMENT 00657169 and USNMENT 00657170.

Parasitoids: Braconidae: *Gnaptodon* sp. (Davis & Wagner 2005: 25).

***Eucosmophora melanactis* (Meyrick, 1915)**

(Figs 150, 316, 389, 475)

"*Acrocercops melanactis*, n. sp."—Meyrick, E. 1915b. *Transactions of the Entomological Society of London* (2): 226.

Type locality: British Guiana [Guyana], Mallali [Malali], iii.1913, leg. Parish.

Type specimens: Holotype ♂, BMNH(E) 1409409, genitalia slide BMNH 30828♂, NHMUK.

Distribution: Guyana (Meyrick 1915b: 226).

Larval hostplant(s): Unknown.

***Eucosmophora paraguayensis* Davis & Wagner, 2005**

(Figs 151, 390, 475)

"*Eucosmophora paraguayensis* Davis & Wagner, new sp."—Davis, D.R. & Wagner, D.L. 2005. *Tropical Lepidoptera* 13 (2002)(1–2): 20–21; figs 9, 144–146; map 1.

Type locality: Paraguay, Depto. Amambay, Parque Nacional Cerro Cora, 22°39'S 56°01'W, 7–10.iv.1986, leg. M. Pogue & A. Solis.

Type specimens: Holotype ♂, genitalia slide USNM 31824♂, USNM; Paratypes 2♂, USNM.

Distribution: Paraguay (Davis & Wagner 2005: 20).

Larval hostplant(s): Unknown.

***Eucosmophora pithecellobiae* Davis & Wagner, 2005**

(Figs 152, 391, 450)

"*Eucosmophora pithecellobiae* Davis & Wagner, new sp."—Davis, D.R. & Wagner, D.L. 2005. *Tropical Lepidoptera* 13 (2002)(1–2): 23; figs 12, 21–22, 30, 38–72, 120, 153–155, 191–192; map 2.

Type locality: U.S.A., Florida, Monroe Co., Dynamite Hammock, Upper Key Largo, 11.iii.1991, emerged 28–31.iii.1991, leg. D.L. Wagner & D.R. Davis.

Type specimens: Holotype ♂, genitalia slide DRD 4020♂, coll. Wagner; Paratypes 20♂ and 17♀, genitalia slides USNM 31649, 31805, 31806, 31832, 32207, USNM, coll. Wagner.

Distribution: Belize: (Davis & Wagner 2005: 23).

Note: Nearctic Region: United States: Florida (Davis & Wagner 2005: 23).

Larval hostplant(s): Unknown.

Note: host plant records in the Nearctic Region: Fabaceae: *Pithecellobium guadalupense* (Pers.) Champ., *P. macrandrium* Donn. Sm., *P. unguis-cati* (L.) Benth. (Davis & Wagner 2005: 23).

DNA: BOLD Project MNAN, paratype: USNMENT 00657289 has a partial barcode (407bp); GenBank: AY521495 (Lopez-Vaamonde *et al.* 2006).

***Eucosmophora pouteriae* Davis & Wagner, 2005**

(Figs 153, 392, 451, 475)

"*Eucosmophora pouteriae* Davis & Wagner, new sp."—Davis, D.R. & Wagner, D.L. 2005. *Tropical Lepidoptera* 13 (2002)(1–2): 17; figs 2, 126–127, 130, 166–168; map 2.

Type locality: Costa Rica, Heredia Prov., Estación de la Selva, 10°26'N 84°01'W, 17.ii.1997, emerged 02.iii.1997, leg. D.L. Wagner.

Type specimens: Holotype ♂, genitalia slide DRD 4041♂, MNCR-A (formerly INBIO); Paratypes 3♂, 1♀ genitalia slide DRD 4071♀, MNCR-A (formerly INBIO), USNM, coll. Wagner.

Distribution: Costa Rica: Heredia (Davis & Wagner 2005: 17).

Larval hostplant(s): Sapotaceae: *Pouteria campechiana* (H.B.K.) Baechni (Davis & Wagner 2005: 17).

Parasitoids: Braconidae: *Apanteles* sp. (Davis & Wagner 2005: 17).

***Eucosmophora prolata* Davis & Wagner, 2005**

(Figs 154, 452, 475)

"*Eucosmophora prolata* Davis & Wagner, new sp."—Davis, D.R. & Wagner, D.L. 2005. *Tropical Lepidoptera* 13 (2002)(1–2): 17–18; figs 3, 169–171; map 3.

Type locality: Venezuela, T. F. Amazonas, near Rio Baria, Cerro de la Neblina, Basecamp, 140 m, 0°50'N 66°10'W,

1–9.ii.1985, leg. W.E. Steiner.

Type specimens: Holotype ♀, genitalia slide USNM 31829♀, USNM.

Distribution: Venezuela (Davis & Wagner 2005: 18).

Larval hostplant(s): Unknown.

***Eucosmophora schinusivora* Davis & Wheeler, 2011**

(Figs 155, 393, 453, 475)

"*Eucosmophora schinusivora* Davis and Wheeler, new species"—Davis, D.R., Mc Kay, F. Oleiro, M., Diniz Vitorino, M. & Wheeler, G.S. 2011. *Journal of the Lepidopterists' Society* 65(2): 73–74, figs 1, 5–6, 11–16, 26–30.

Type locality: Brazil, Paraná, Paranaguá, Rio Guariguacu, Sambaqui, mine 19.x.1992, e.l. *Schinus terebinthifolius*, 13.xi.1992, leg. F. D. Bennett *et al.*

Type specimens: Holotype ♂, USNM; Paratypes 21♂, 15♀, USNM, MACN, MGCL, DZUP.

Distribution: Argentina, Brazil (Davis *et al.* 2011: 73), French Guiana (Lees *et al.* 2014: S2)

Larval hostplant(s): Anacardiaceae: *Lithrea molleoides* (Vell.) Engl., *Schinus terebinthifolius* Raddi (Davis *et al.* 2011: 73).

DNA: BOLD Project RDOPO, DDAV-D540, DDAV-D542, DDAV-D543; GenBank KF460868 (Lees *et al.* 2014), HM382088, HM382089, HM382090.

Note: species identification in GenBank KF460868 (Lees *et al.* 2014) needs confirmation.

***Eucosmophora sideroxylonella* Busck, 1900**

(Figs 156, 394, 454)

"*Eucosmophora sideroxylonella*, new species"—Busck, A. 1900. *Proceedings of the United States National Museum* 23(1208): 250–251.

Type locality: U.S.A., Florida, Palm Beach Co, 24.ii.1900, leg. H.G. Dyar.

Type specimens: Holotype ♀, No. 4960, genitalia slide USNM 31648♀, USNM; 1♂, USNM.

Synonym(s):

Eucosmophora sideroxyloniella (Dyar, [1903])

"[*Eucosmophora*] *sideroxyloniella* Busck"—Dyar, H.G. [1903]: 557, nr. 6340. An incorrect subsequent spelling of *Eucosmophora sideroxylonella* Busck, 1900.

Eucosmophora sideroxylella Meyrick, 1912

"*Acrocercops sideroxylella*"—Meyrick, E. 1912c: 46. An unjustified emendation of *Eucosmophora sideroxylonella* Busck, 1900.

Distribution: Cuba (Davis & Wagner 2005: 21).

Note: Nearctic Region: United States: Florida (Busck 1900: 250).

Larval hostplant(s): Unknown.

Note: host plant records in the Nearctic Region: Ericaceae: *Lyonia fruticosa* (Michx.) Torrey ex Robinson (Robinson *et al.* 2002: 18); Sapotaceae: *Sideroxylon pallidum* (Swet) Spreng (Busck 1900: 250), *Manilkara jaimiqui* (Wright) Dubard, *Sideroxylon celastrinum* (Kunth) T. D. Penn. (Robinson *et al.* 2002: 18), *Dipholis salicifolia* (L.) A. DC., *Masticodendron foetidissimum* (Jacq.) Lam. (Davis & Wagner 2005: 21).

***Eucosmophora trimetalla* (Meyrick, 1915)**

(Figs 157, 317, 455, 475)

"*Acrocercops trimetalla*, n. sp."—Meyrick, E.1915b. *Transactions of the Entomological Society of London* (2): 226.

Type locality: British Guiana [Guyana], Bartica, i.1913, leg. Parish.

Type specimens: Lectotype ♀, designated by Davis & Wagner (2005: 26), BMNH(E) 1409401, genitalia slide BMNH 30831♀, NHMUK; Paralectotype ♂ (abdomen missing), BMNH(E) 1409414, NHMUK.

Distribution: Guyana (Meyrick 1915b: 226).

Larval hostplant(s): Unknown.

***Sauterina* Kuznetsov, 1979**

"*Sauterina* Kuznetsov, gen. n."—Kuznetsov, V. I. 1979a. *Entomologicheskoe Obozrenie* 58(4): 841 (key), 851. Type species: *Gracillaria hofmanniella* Schleich, 1867. The type species was established in combination with the generic name *Gracillaria*, at that time an incorrect subsequent spelling of *Gracillaria*. By original designation.

***Sauterina hexameris* (Meyrick, 1921) comb. nov.**

(Figs 158, 318, 395, 475)

"*Gracillaria hexameris*, n. sp."—Meyrick, E. 1921. *Exotic Microlepidoptera* (Marlborough) 2(15): 470.

Type locality: Brazil, Manaus, xi.1919, leg. Parish.

Type specimens: Holotype ♂, BMNH(E) 1410734, genitalia slide NHMUK010313404♂, NHMUK.

Distribution: Brazil (Meyrick 1921: 470).

Larval hostplant(s): Unknown.

Note: transferred from *Caloptilia* to *Sauterina* based on morphology of external characters and male genitalia (following the preliminary results of the taxonomic revision of Neotropical *Caloptilia* by Helber Adrián Arévalo Maldonado).

***Sauterina phiaropis* (Meyrick, 1921) comb. nov.**

(Figs 159, 319, 396, 475)

"*Gracillaria phiaropis*, n. sp."—Meyrick, E. 1921. *Exotic Microlepidoptera* (Marlborough) 2(15): 470.

Type locality: Peru, Iquitos, iii.1920, leg. Parish.

Type specimens: Holotype ♂, BMNH(E) 1410732, genitalia slide NHMUK010313407♂, NHMUK.

Distribution: Peru (Meyrick 1921: 470).

Larval hostplant(s): Unknown.

Note: transferred from *Caloptilia* to *Sauterina* based on morphology of external characters and male genitalia (following the preliminary results of the taxonomic revision of Neotropical *Caloptilia* by Helber Adrián Arévalo Maldonado).

***Telamoptilia* Kumata & Kuroko, 1988**

"Genus *Telamoptilia* Kumata et Kuroko nov."—Kumata, T., Kuroko, H. & Ermolaev, V.P. 1988. *Insecta Matsumurana*, N. S. 40: 57–59. Type species: *Acrocercops cathedraea* Meyrick, 1908. By original designation.

***Telamoptilia hibiscivora* Davis & Davis, 2017**

(Figs 160, 397, 456)

"*Telamoptilia hibiscivora* D. and M. Davis, new species"—Davis, D.R. & Davis, M.M. 2017. *Journal of the Lepidopterists' Society* 71(4): 3–7, Figs 1, 2, 5–9, 14–67.

Type locality: U.S.A., Maryland, Anne Arundel Co., South River Marsh, Rt. 450, 38°59'N 76°36'W, mine on *Hibiscus moscheutos* L. 17.ix.1989, em. 17.ii.1990, leg. D.R. Davis.

Type specimens: Holotype ♂, nr. 013254 15, genitalia slide USNM 005273♂, USNM; Paratypes 42♂, 47♀, 28 larvae, 3 pupae, larval slides USNM 30473, 30478, 30507, 30969, genitalia slides DRD 30765♀, 34679♀, 34678♀, USNM.

Distribution: Mexico (Davis & Davis 2017: 7).

Note: Nearctic Region: United States: Louisiana, Maryland, Texas (Davis & Davis 2017: 7).

Larval hostplant(s): Unknown.

Note: larval hostplant in the Nearctic Region: Malvaceae: *Hibiscus moscheutos* L. (Davis & Davis 2017: 7).

DNA: BOLD USMN ENT 00657240, 00657246, 0657247; GenBank KX038712 (Davis & Davis 2017: 5).

***Telamoptilia pavoniae* Davis & Davis, 2017**

(Figs 161, 398, 457)

"*Telamoptilia pavoniae* D. and M. Davis, new species"—Davis, D.R. & Davis, M.M. 2017. *Journal of the Lepidopterists' Society* 71(4): 7–11, Figs 1, 3, 10–13, 14.

Type locality: Cuba, Pinardel Rio La Caridad, Soroa, 22°48'N 83°01' W, mine on *Pavonia fruticosa* (Mill.) 05.xii.1994, em. 20-22.xii.1994, leg. D.R. Davis.
Type specimens: Holotype ♂, nr. 013254 16, USNM; Paratypes 4♂, 6♀, genitalia slides USNM 34674♂, 34676♂, 34701♀, 34675♀, USNM.
Distribution: Cuba (Davis & Davis 2017: 11).
Larval hostplant(s): Malvaceae: *Pavonia fruticosa* (Mill.) Fawc. & Rendle (Davis & Davis 2017: 11).
DNA: BOLD USMN ENT 01202077, 01202079; GenBank KX038711 (Davis & Davis 2017: 5).

***Vihualpenia Mundaca*, Parra & Vargas, 2013**

"*Vihualpenia* nom. nov."—Mundaca, E.A., Parra, L.E. & Vargas, H.A. 2013b. *Revista Brasileira de Entomologia* 57(3): 158.
Type species: *Hualpenia lithraeophaga* Mundaca, Parra & Vargas, 2013. *Revista Brasileira de Entomologia* 57(2): 158–163, figs 2–9. By original designation and monotypy. Replacement name for *Hualpenia* Mundaca, Parra & Vargas, 2013.
Hualpenia Mundaca, Parra & Vargas, 2013
"*Hualpenia* Mundaca, Parra & Vargas gen. nov."—Mundaca, E.A., Parra, L.E. & Vargas, H.A. 2013a. *Revista Brasileira de Entomologia* 57(2): 158. Type species: *Hualpenia lithraeophaga* Mundaca, Parra & Vargas, 2013. *Revista Brasileira de Entomologia* 57(2): 158–163, figs 2–9. By original designation and monotypy. A junior homonym of *Hualpenia* Franz, 1996 (Coleoptera). The replacement name is *Vihualpenia* Mundaca, Parra & Vargas, 2013.
Note: Larvae of this genus show unique chaetotaxy in Acrocercopinae, having only a single lateral seta in third to nine abdominal segments (Mundaca *et al.* 2013a), whereas other acrocercopine genera generally have two lateral setae in abdomen (Kumata *et al.* 1988).

***Vihualpenia lithraeophaga* Mundaca, Parra & Vargas, 2013**

(Figs 162, 475)

"*Hualpenia lithraeophaga* Mundaca, Parra & Vargas sp. nov."—Mundaca, E.A., Parra, L.E. & Vargas, H.A. 2013a. *Revista Brasileira de Entomologia* 57(2): 158–163, figs 2–9.
Type locality: Chile, VIII Region, Hualpén Peninsula, Parque Botánico of the Universidad de Concepción, e.l. 07.xii.1999, leg. E. Mundaca.
Type specimens: Holotype ♂, MZUC; Allotype [paratype] ♀, MZUC; Paratype 1♀, MZUC.
Distribution: Chile (Mundaca *et al.* 2013a: 159).
Larval hostplant(s): Anacardiaceae: *Lithraea caustica* (Mol.) H. & Arn. (Mundaca *et al.* 2013a: 159).

Phyllocnistinae Herrich-Schäffer, 1857

"Phyllocnistina"—Herrich-Schäffer, G.A.W. 1857. *Korrespondenzblatt des zoologisch-mineralischen Vereines in Regensburg* 11(3–5): 58. Type genus: *Phyllocnistis* Zeller, 1848. Included as a subfamily in Nye & Fletcher (1991), Davis and Robinson (1998), and De Prins and De Prins (2005) within the Gracillariidae. Treated as a separate family by Powell and Opler (2009).

Phyllocnistini Herrich-Schäffer, 1857

***Phyllocnistis* Zeller, 1848**

"*Phyllocnistis* n. gen."—Zeller, P.C. 1848. *Linnaea Entomologica* 3(): 250 (key), 264–266. Type species: *Opostega suffusella* Zeller, 1847a. By subsequent designation by Hampson, 1918. *Novitates Zoologicae* 25: 387.
Phylloenistis Chambers, 1875
"*Phylloenistis*"—Chambers, V.T. 1875b. *Cincinnati Quarterly Journal of Science* 2(4): 303. An incorrect subsequent spelling of *Phyllocnistis* Zeller, 1848.
Phylloetis Chambers, 1876
"*Phylloetis*"—Chambers, V.T. 1876. *Canadian Entomologist* 8(1): 19. An incorrect subsequent spelling of *Phyllocnistis* Zeller, 1848.

***Phyllocnistis abatiae* Hering, 1958**

(Figs 163, 320, 475)

"*Phyllocnistis abatiae*, sp. nov."—Hering, E.M. 1958. *Acta Zoologica Lilloana* 15: 311–312, figs 14d, 15, 16.

Type locality: [Argentina], Tucumán, Tafi del Valle, Quebrada de la Angostura, 1700 m, 01.iii.1953, mine on *Abatia stellata* Lillo, leg. Wygodzinsky.

Type specimens: Holotype ♂, genitalia slide mounted in glycerine, ZMHB.

Distribution: Argentina (Hering 1958: 311).

Larval hostplant(s): Salicaceae: *Abatia stellata* Lillo (Hering 1958: 311).

***Phyllocnistis aurilinea* Zeller, 1877**

(Figs 164, 321, 475)

"*Ph.[yllocnistis] auriinea* [sic]"—Zeller, P.C. 1877. *Horae Societatis Entomologicae Rossicae* 13(1–4): 450–451.

Type locality: [Colombia], Bogotá.

Type specimens: Lectotype ♂, BMNH(E) 1412371, NHMUK, paralectotype (gender not specified) BMNH(E) 1412357, NHMUK, designated by Brito *et al.* (2017b: 307).

Note: Abdomen is missing of both type specimens.

Synonym(s):

Phyllocnistis auriinea Zeller, 1877

"*Ph.[yllocnistis] auriinea*."—Zeller, P.C. 1877. *Horae Societatis Entomologicae Rossicae* 13(1–4): 450. An incorrect original spelling of *Phyllocnistis aurilinea* Zeller, 1877.

Distribution: Colombia (Zeller 1877: 451).

Larval hostplant(s): Ericaceae: *Macleania rupestris* (Kunth) A.C.Sm. (Zeller 1877: 451); Menispermaceae: *Cissampelos rhombifolia* Vahl. (Robinson *et al.* 2010).

Note: Brito *et al.* (2017b) indicates monophagy on *Macleania rupestris* (Kunth) A.C.Sm.

***Phyllocnistis baccharidis* Hering, 1958**

(Figs 165, 322, 475)

"*Phyllocnistis baccharidis*, sp. nov."—Hering, E.M. 1958. *Acta Zoologica Lilloana* 15: 308–309, figs 11–12, 14b.[

Type locality: [Argentina], Tucumán, Choromoro, Quebrada de Las Higueras, 800 m, 16–17.iii.1953, mine on *Baccharis* sp., leg. Wygodzinsky.

Type specimens: Holotype ♂, genitalia slide mounted in glycerine, ZMHB; Allotype [paratype] ♀, ZMHB; Paratypes 2♀, female genitalia mounted in glycerine, ZMHB.

Distribution: Argentina (Hering 1958: 309).

Larval hostplant(s): Asteraceae: *Baccharis* sp. (Hering 1958: 309).

***Phyllocnistis bourquini* Pastrana, 1960**

(Figs 166, 323, 475)

"*Phyllocnistis bourquini* n. sp."—Pastrana, J.A. 1960. *Acta Zoologica Lilloana* 17 (1959): 217–219, figs 1–2.

Type locality: Argentina, Buenos Aires, Tigre, viii.1957, leg. Bourquin.

Type specimens: Holotype ♂, coll. Pastrana, MACN; Allotype [paratype] ♀, coll. Pastrana, MACN; Paratypes 14♂, 15♀: 10♂ and 11♀, coll. Pastrana, MACN, 4♂, 4♀ in coll. Bourquin.

Distribution: Argentina (Pastrana 1960: 217).

Larval hostplant(s): Asteraceae: *Tessaria integrifolia* Ruiz & Pavón (Pastrana 1960: 219).

***Phyllocnistis citrella* Stainton, 1856**

(Figs 167, 324)

"*Phyllocnistis Citrella*, Atkinson in litt."—Stainton, H.T. 1856. *Transactions of the Entomological Society of London*, N. S. (series 2) 3(8): 302–303.

Type locality: [India, West Bengal], Calcutta [Kolkata], 1855, leg. Atkinson.

Type specimens: Lectotype, BMNH(E) 1055796 (changed to NHMUK010862840 in 2018), (gender not specified), abdomen missing and hindwings missing, NHMUK; 1 Paralectotype, BMNH(E) 1412443, (gender not specified), abdomen missing, NHMUK, designated by Brito *et al.* (2017: 310).

Synonym(s):

Phyllocnistis minutella van Deventer, 1904

"*Phyllocnistis minutella* Snellen i. l. nov. sp."—van Deventer, W. 1904a: 87–89, footnote; pl. 10, figs 4a–c. [Indonesia], Java. 10 syntypes (♂ and ♀), RNHL. A junior subjective synonym of *Phyllocnistis citrella* Stainton, 1856, synonymized by Voûte (1934: 2).

Phyllocnistis citricola (Shiraki, 1913)

"*Lithocolletis citricola*"—Shiraki, T. 1913: 330. A junior subjective synonym of *Phyllocnistis citrella* Stainton, 1856, synonymized by Voûte (1934: 3).

Distribution: Antigua and Barbuda (CABI 2016), Argentina (Willink *et al.* 1996: 15), Bahamas (Heppner & Dixon 1995: 111), Barbados (CABI 2016), Belize (Heppner & Dixon 1995: 111), Bermuda (Hoy & Jessey 2004: 229), Brazil (Costa *et al.* 1999: 237), British Virgin Islands (CABI 2016), Cayman Islands (Heppner & Dixon 1995: 111), Chile (Vargas *et al.* 1998: 65), Colombia (Castaño *et al.* 1996: 76), Costa Rica, Cuba (Heppner & Dixon 1995: 111), Curaçao, Dominica (CABI 2016), Dominican Republic (Heppner & Dixon 1995: 111), Ecuador (INIAP 1995), Ecuador: Galápagos Islands (Landry & Roque-Albelo 2006: 10), French Guiana, Grenada, Guyana, Guadeloupe (CABI 2016), Honduras, Jamaica (Heppner & Dixon 1995: 111), Martinique (CABI 2016), Mexico (Heppner & Dixon 1995: 110), Netherlands Antilles (CABI 2016), Nicaragua (Heppner & Dixon 1995: 111), Panama (Garrido Vivas 1995: 2), Peru (CABI 2016), Puerto Rico (Heppner & Dixon 1995: 111), Saint Kitts and Nevis, Saint Lucia, Trinidad and Tobago (CABI 2016), Uruguay (De Prins *et al.* 2016), Venezuela (Schauff *et al.* 1998: 1012).

Note: Afrotropical Region: the Democratic Republic of the Congo (pers. observations), Côte d'Ivoire (CABI 2016), Eritrea (CABI 2016), Ethiopia (Schauff 1998: 1011), Mauritius (Malausa *et al.* 1996: 88), Mozambique (De Prins & De Prins 2018), Nigeria (CABI 2016), Oman (Vieira 1997: 61), Réunion (Quilici *et al.* 1995: 37), South Africa (Janse 1917: 207), Sudan (Badawy 1967: 95), Swaziland (Schauff *et al.* 1998: 1010), Tanzania (Martín Santana *et al.* 1996: 125), United Arab Emirates (Ba-Angood 1978: 53), Western Sahara (De Prins & De Prins 2018), Yemen (Ba-Angood 1978: 53), Zimbabwe (Schauff *et al.* 1998: 1026).

Australasian Region: Australia (Clausen 1931: 1): New South Wales, Queensland (Common 1990: 200), Northern Territory (Turner 1940: 52), Victoria (CABI 2016), Indonesia: Irian Jaya (CABI 2016), Micronesia (CABI 2016), Papua New Guinea (Vieira 1997: 61), Samoa (CABI 2016), Solomon Islands (Schauff *et al.* 1998: 1013), United States: Hawaii (Leal 2006: 156).

Nearctic Region: United States: Alabama (CABI 2016), California (De Prins & De Prins 2018), Florida (Heppner 1993: 49), Louisiana, Minnesota, Texas (Heppner & Dixon 1995: 110),

Oriental Region: Brunei Darussalam (CABI 2016), Cambodia (Dimić *et al.* 1997: 226), China (Clausen 1931: 1): Fujian, Guangdong, Guangxi, Hunan, Jiangxi (CABI 2016); Guam (Maehler 1952: 5), Hong Kong (Martín Santana *et al.* 1996: 125), India: Andaman Islands, Andhra Pradesh, Assam, Bihar, Gujarat, Himachal Pradesh, Karnataka, Kerala, Madhya Pradesh, Maharashtra, Meghalaya, Nicobar Islands, Punjab, Rajasthan, Tamilnadu, Uttar Pradesh (CABI 2016), Kodagu (Bhumannavar & Singh 1983: 397), West Bengal (Stainton 1956: 301), Indonesia: Java (van Deventer 1904: 87–89), Kalimantan, Sulawesi (De Prins & De Prins 2018), Sumatra (Voûte 1934: 3); Japan: Nansei Shoto (Ryūkyū Islands) (Ujiye 1996: 100), Lao (CABI 2016), Malaysia: Malacca (Corbett 1928: 136), Peninsula (Clausen 1931: 1), Sabah, Sarawak (CABI 2016), Myanmar (Clausen 1931: 1), Northern Mariana Islands, Palau (CABI 2016), Philippines (Clausen 1931: 1), Singapore (De Prins & De Prins 2018), Sri Lanka, Taiwan, Thailand (Clausen 1931: 1), Viet Nam (Logvinovskaya 1983: 610).

Palaeartic Region: Afghanistan (Dimić *et al.* 1997: 226), Algeria (Berkani 1995: 347), Bangladesh (CABI 2016), Belgium (imported) (Snyers 2007: 144), China: Sichuan (CABI 2016), Croatia (CABI 2016), Cyprus (Schauff *et al.* 1998: 1010), Denmark (Buhl *et al.* 2016: 94), Egypt (Martín Santana *et al.* 1996: 125), France (Malausa *et al.* 1996: 88), France: Corsica (Malausa *et al.* 1996: 88), Georgia (CABI 2016), Greece (Anagnou 1995: 149), Greece: Astipalea, Chios, Kos, Lesbos, Paros, Rhodes, Samos (Anagnou 1995: 149), Crete (Kalaitzaki *et al.* 1997: 82), Iran, Iraq (Dimić *et al.* 1997: 226), Israel (Garrido Vivas 1995: 2), Italy (Ortu *et al.* 1995: 38): Sardinia (Vieira 1997: 61), Sicily (Balzani *et al.* 1995: 81), Japan (Clausen 1927: 9 (as *saligna*)): Honshū (Ito *et al.* 1982: 284), Kyūshū (Mafi & Ohbayashi 2006: 33), Ogasawara Islands (Takeuchi & Ohbayashi 2006: 216), Shikoku (CABI 2016), Jordan (Martín Santana 1996: 125), Korea (Park 1983: 65), Lebanon (Dimić *et al.* 1997: 226), Lybia, Malta (Schauff *et al.* 1998: 1010), Montenegro (Perovic & Hrnčić 2008: 191), Morocco

(Garrido Vivas 1995: 2), Nepal (CABI 2016), Netherlands (Romeijn 1997: 48), Pakistan (Dimić *et al.* 1997: 226), Portugal (Duarte 1995: 30): Azores: Santa Maria, São Miguel (Vieira 1997: 61), Madeira (Dimić *et al.* 1997: 226), Saudi Arabia (Abu-Yaman 1966: 269), Serbia (Dimić *et al.* 1997: 225), Spain (Garijo & García 1994: 815): Canary Islands (Dimić *et al.* 1997: 226), Syria (Alkateeb *et al.* 1999: 60), Tunisia (Jerraya *et al.* 1996: 1), Turkey (Uygun 1995: 247), Turkmenistan (CABI 2016), Ukraine (Valeyeva 2002: 283), United Kingdom (Homan 2005: 79).

Remark: dispersed since 1900 to citrus-producing areas all over the world.

Larval hostplant(s): Rutaceae: *Citrus aurantifolia* (Christm.) Swingle (Mello García *et al.* 2001: 142), *C. aurantium* L., *C. grandis* (L.) Osbeck (Bermúdez *et al.* 2004: 15), *C. latifolia* Tanaka (Bautista *et al.* 1996: 73), *C. paradisi* Macfad. (Bermúdez *et al.* 2004: 15), *C. reticulata* Blanco, *C. sinensis* (L.) Osbeck (Mello García *et al.* 2001: 142).

Note: Afrotropical Region: Rutaceae: *Citrus aurantifolia* (Christm.) Swingle, *C. aurantium* L., *C. limetta* Risso, *C. nobilis* Lour., *C. paradisi* Macfad., *C. sinensis* (L.) Osbeck (Badawy 1967: 101).

Nearctic Region: Lauraceae: *Alseodaphne semecarpifolia* Nees, *Cinnamomum zeylanicum* Blume; Rutaceae: *Atalantia* sp., *Citrofortunella microcarpa* (Bungel) D.O., *Citrus rugulosa* Yu.Tanaka, (Heppner 2007: 244), *Citrus aurantifolia* (Christm.) Swingle (Peña *et al.* 2000: 374), *Fortunella crassifolia* Swingle, *Limonia* sp., *Murraya paniculata* (L.) Jack., *Severinia buxifolia* (Poir.) Ten. (Heppner 2007: 244); Fabaceae: *Dalbergia sissoo* Roxb. ex DC., *Pongamia pinnata* (L.) Pierre (Heppner 2007: 244); Oleaceae: *Jasminum humile* L., *J. sambac* (L.) Aiton (Heppner 2007: 244); Loranthaceae: *Loranthus* sp. (Heppner 2007: 244).

Oriental Region: Rutaceae: *Aegle marmelos* (L.) Corr. Serv. (Fletcher 1921: 172), *Citrus reticulata* Blanco (Morakote & Nanta 1996a: 30), *Citrus* sp. (Stainton 1856: 303), *Murraya koenigii* (L.) Spreng. (Fletcher 1921: 172).

Palaeartic Region: Rutaceae: *Citrus deliciosa* Ten (Caleca *et al.* 1998: 215), *C. iyo* Tanaka (Mafi & Ohbayashi 2004: 597), *C. limetta* Risso (Conti *et al.* 2006: 274), *C. limon* (L.) Burm. (Caleca *et al.* 1996: 166), *C. reticulata* Blanco (Conti *et al.* 2006: 274), *C. sinensis* (L.) Osbeck (Caleca *et al.* 1998: 215), *C. vulgaris* Risso (Cabezas *et al.* 1998: 176), *Fortunella* sp. (Conti *et al.* 2006: 274), *Poncirus trifoliata* (L.) Raf. (Kharrat & Jerraya 2005: 116).

Note 1: HOST database presents the following host plants without indicating the biogeographic region: Rutaceae: *Citrus × paradisi* Macfad., *Citrus histrix* DC., *C. maxima* (Burm. ex Rumph) Merr., *C. medica* L., *Fortunella marginata* (Lour.) Swingle.

Note 2: Records from *Garcinia mangostana* L. [Clusiaceae], *Jasminum sambac* (L.) Aiton, *J. simplicifolium* Forst.f. [Oleaceae], *Loranthus* sp. [Loranthaceae], *Pongamia pinnata* (L.) Pierre [Fabaceae], *Alseodaphne semecarpifolia* Nees, *Cinnamomum zeylanicum* Blume [Lauraceae] need confirmation.

Parasitoids: Chalcididae: *Conura* sp. (Costa *et al.* 1999: 238); Encyrtidae: *Ageniaspis citricola* Logvinovskaya, 1983 (Castro *et al.* 1996: 77), *A. fuscicollis* (Dalman, 1820) (Diez *et al.* 2000: 70); Eulophidae: *Chrysocharodes* sp. (Cave, R. D. 1996: 78), *Cirrospilus floridensis* Evans, 1999 (Ruiz-Cancino *et al.* 2001: 89), *Cirrospilus neotropicus* Diez & Fidalgo, 2003 (Diez & Fidalgo 2004: 101), *Cirrospilus* sp. (Perales-Gutierrez *et al.* 1996: 349), *Citrostichus phyllocnistoides* (Narayanan, 1960) (Diez *et al.* 2006: 329 (introduced)), *Closterocerus cinctipennis* Ashmead, 1888 (Hoy & Jessey 2004: 229); *Closterocerus* sp. (Perales-Gutierrez *et al.* 1996: 349), *Elachertus* sp., *Elasmus* sp. (Perales-Gutierrez *et al.* 1996: 349), *Elasmus tischeriae* Howard, 1885 (Ruiz-Cancino & Mateos-Crespo 1996: 96), *Galeopsomyia fausta* LaSalle, 1997 (LaSalle & Peña 1997: 462), *Galeopsomyia* sp. (Castaño *et al.* 1996: 76), *Horismenus* sp. (Perales-Gutierrez *et al.* 1996: 349), *Pediobius puertoricensis* Schauff, 1998 (Schauff 1998: 258), *Pnigalio minio* (Walker, 1847), *Pnigalio* sp. (LaSalle & Peña 1997: 462), *Sympiesis* sp. (Ujiye, T. 1996: 100), *Tetrastichus* sp. (Bautista *et al.* 1998: 32), *Zagrammosoma multilineatum* (Ashmead, 1888) (Castaño *et al.* 1996: 76), *Zagrammosoma* sp. (LaSalle & Peña 1997: 462); Eupelmidae: *Eupelmus* sp. (LaSalle & Peña 1997: 462).

Note: Afrotropical Region: Encyrtidae: *Ageniaspis citricola* Logvinovskaya, 1983 (Schauff *et al.* 1998: 1042); Eulophidae: *Cirrospilus cinctiventris* Ferrière, 1936 (Schauff *et al.* 1998: 1010), *C. ingenuus* Gahan, 1932, *C. longifasciatus* Ferrière, 1936 (Schauff *et al.* 1998: 1010), *Citrostichus phyllocnistoides* (Narayanan, 1960) (Schauff *et al.* 1998: 1024), *Cryptastichus sabo* LaSalle, 1998 (Schauff *et al.* 1998: 1026), *Neochrysocharis* sp. (Schauff *et al.* 1998: 1040), *Notanisomorphella borborica* (Giard, 1903) (Schauff *et al.* 1998: 1020), *Platocharis coffeae* (Ferrière, 1936) (Schauff *et al.* 1998: 1036), *Sympiesis bukobensis* Ferrière, 1936,

Sympiesis sp., *S. striatipes* (Ashmead, 1904) (introduced) (Schauff *et al.* 1998: 1019, 1020), *Zagrammosoma crowei* (Kerrich, 1969) (Schauff *et al.* 1998: 1012).

Australasian Region: Encyrtidae: *Ageniaspis citricola* Logvinovskaya, 1983 (Neale *et al.* 1995: 343 (introduced)); Pteromalidae: *Asaphoideus niger* Girault, 1913 (Schauff *et al.* 1998: 1044); Eulophidae: *Ascotolinx funeralis* Girault, 1913 (Schauff *et al.* 1998: 1044), *Cirrospilus ingenuus* Gahan, 1932, *Citrostichus phyllocnistoides* (Narayanan, 1960) (introduced) (Neale *et al.* 1995: 343), *Kratoysma citri* Bouček, 1988 (Schauff *et al.* 1998: 1034), *Semiela cher petiolata* (Girault, 1915) (introduced) (Smith & Beattie 1996: 34), *Semiela cher* sp. (Schauff *et al.* 1998: 1014), *Sympiesis* sp. (Smith & Beattie 1996: 34), *Zaomomentedon brevipetiolatus* Kamijo, 1990 (Smith & Beattie 1996: 36).

Nearctic Region: Encyrtidae: *Ageniaspis citricola* Logvinovskaya, 1983 (Smith & Hoy 1995: 600); Pteromalidae: *Catolaccus aeneoviridis* (Girault, 1911) (LaSalle & Peña 1997: 462); Eulophidae: *Chrysocharis* sp. (Legaspi *et al.* 1999: 311); *Cirrospilus floridensis* Evans, 1999 (Evans 1999: 451); *C. ingenuus* Gahan, 1932 (Smith & Hoy 1995: 600); *C. nigrivariiegatus* (Girault, 1915) (LaSalle & Peña 1997: 462), *Cirrospilus* sp., *Closterocerus cinctipennis* Ashmead, 1888 (Browning *et al.* 1996: 14) *Closterocerus* sp. (Legaspi *et al.* 1999: 311), *Diglyphus begini* (Ashmead, 1904), *Elachertus* sp. (LaSalle & Peña 1997: 462), *Elasmus tischeriae* Howard, 1885, *Horismenus sardus* (Walker, 1847) (Browning *et al.* 1996: 14), *Horismenus* sp. (Legaspi *et al.* 1999: 311), *Pnigalio minio* (Walker, 1847) (Duncan & Peña 1996: 79), *Pnigalio* sp. (French & Legaspi 1996b: 80), *Semiela cher petiolata* (Girault, 1915) (Hoy 2005: 242), *Sympiesis* sp., *Zagrammosoma americanum* Girault, 1916 (LaSalle & Peña 1997: 462), *Z. multilineatum* (Ashmead, 1888) (Browning *et al.* 1996: 14), *Zagrammosoma* sp. (French & Legaspi 1996b: 80).

Oriental Region: Encyrtidae: *Ageniaspis citricola* Logvinovskaya, 1983 (Ujiye 1996: 100), *Ageniaspis* sp. (Voûte 1932: 128); Eulophidae: *Achrysocharoides* sp. (Schauff *et al.* 1998: 1039), *Apleurotropis* sp. (Schauff *et al.* 1998: 1034), *Asecodes* sp. (Ujiye 1996: 100), *Cirrospilus ingenuus* Gahan, 1932 (Ujiye & Morakote 1992: 254), *C. phyllocnistis* (Ishii, 1953) (Schauff *et al.* 1998: 1010), *Cirrospilus* sp. (Voûte 1935: 358), *Citrostichus phyllocnistoides* (Narayanan, 1960) (Schauff *et al.* 1998: 1024), *C. phyllocnistoides* (Narayanan, 1960), *Closterocerus trifasciatus* Westwood, 1833 (Ujiye & Morakote 1992: 254), *Elasmus* sp. *Elasmus zehntneri* Ferrière, 1929 (Schauff *et al.* 1998: 1042), *Eupelmus* sp. (Schauff *et al.* 1998: 1043), *Eurytoma* sp., *Kratoysma* sp. (Ujiye & Morakote 1992: 254), *Microbracon* sp. (Voûte 1935: 358), *Pediobius* sp. (Schauff *et al.* 1998: 1032), *Quadrastichus citrella* Reine & LaSalle, 2004 (Reina & LaSalle 2004: 113), *Quadrastichus* sp. (Morakote & Nanta 1996b: 90), *Sympiesis* sp. (Schauff *et al.* 1998: 1020), *Sympiesis striatipes* (Ashmead, 1904), *Tetrastichus* sp., *Zaomomentedon brevipetiolatus* Kamijo, 1990 (Ujiye & Morakote 1992: 254)

Palaeartic Region: Encyrtidae: *Ageniaspis citricola* Logvinovskaya, 1983 (Ujiye 1996: 100); Pteromalidae: *Trichomalopsis oryzae* Kamijo & Grissell (Schauff *et al.* 1998: 1045); Eulophidae: *Achrysocharoides* sp. (Schauff *et al.* 1998: 1039), *Apleurotropis* sp. (Binglin & Mingdu 1996: 50), *Apotetrastichus contractus* (Walker, 1872) (Schauff *et al.* 1998: 1030), *Apotetrastichus postmarginalis* (Bouček, 1971) (Caleca *et al.* 1996: 179), *Apotetrastichus sericothorax* (Szelényi, 1973), *Apotetrastichus* sp., *Aprostocetus* sp., *Baryscapus* sp. *Chrysocharis gemma* (Walker, 1839), *Chrysocharis* sp. (Schauff *et al.* 1998: 1028, 1030, 1038) *Chrysocharis pentheus* (Walker, 1839) (Ujiye 1996: 100), *Chrysonotomyia* sp. (Huang *et al.* 1989: 59), *Cirrospilus brevis* Zhu, LaSalle, Huang, 2002 (Zhu *et al.* 2002: 28), *C. cinctiventris* Ferrière, 1936 (Vercher *et al.* 2000: 579 (introduced)), *C. diallus* Walker, 1838 (Mineo *et al.* 1998: 200), *C. ingenuus* Gahan, 1932 (Binglin & Mingdu 1996: 50), *C. jiangxiensis* Sheng & Wang, 1992 (Zhu *et al.* 2002: 35), *C. lyncus* Walker, 1838), *C. nigriscutellaris* Sheng & Wang, 1992, *C. phyllocnistis* (Ishii, 1953) (Schauff *et al.* 1998: 1010), *C. pictus* (Nees, 1834) (Garrido Vivas 1995: 11), *Cirrospilus* sp. (Argov & Rössler 1996: 37), *C. staryi* Bouček, 1958 (Yefremova *et al.* 2007: 327), *C. variegatus* (Masi, 1907) (Schauff *et al.* 1998: 1010), *C. viticola* (Rondani, 1877) (Yefremova *et al.* 2007: 327), *C. vittatus* (Walker, 1838) (Garrido Vivas 1995: 11), *Citrostichus phyllocnistoides* (Narayanan, 1960), *Closterocerus delucchii* (Bouček, 1971), *C. erxias* (Walker, 1848), *C. trifasciatus* Westwood, 1833 (Schauff *et al.* 1998: 1024, 1041), *Cryptastichus sabo* LaSalle, 1998 (Vercher *et al.* 2000: 579 (introduced)), *Diglyphus isaea* (Walker, 1838) (Schauff *et al.* 1998: 1008), *Elachertus* sp. (Binglin & Mingdu 1996: 50), *Elasmus* sp., *Eupelmus* sp. *Eupelmus urozonus* Dalman, 1820 (Schauff *et al.* 1998: 1042, 1043), *Galeopsomyia fausta* LaSalle, 1997 (Vercher *et al.* 2000: 579 (introduced)), *Holcopelte* sp., *Kratoysma* sp. (Schauff *et al.* 1998: 1034, 1037), *Neochrysocharis formosus*, *Neochrysocharis* sp. (Westwood, 1833) (Schauff *et al.* 1998: 1040), *Pediobius* sp. (Boualem *et al.* 2008: 185), *Platocharis*

coffea (Ferrière, 1936) (Vercher *et al.* 2000: 579), *Pleurotropopsis japonica* (Kamijo, 1977) (Schauff *et al.* 1998: 1036), *Pnigalio agraulis* (Walker, 1839) (Viggiani & Giorgini 1995: 224), *P. pectinicornis* (Linnaeus, 1758) (Urbaneja *et al.* 2000: 204), *P. soemius* (Walker, 1839), *Pnigalio* sp., *Pteromalus* sp. (Schauff *et al.* 1998: 1018, 1045), *Quadrastichus citrella* Reina & LaSalle, 2004 (Reina & LaSalle 2004: 113), *Quadrastichus* sp., *Ratzeburgiola cristatus*, *R. incompleta* Bouček, 1971 (Ratzeburg, 1848) (Schauff *et al.* 1998: 1016, 1023), *Semiolachar petiolata* (Girault, 1915) (Caleca *et al.* 1998: 218), *Stenomiesius japonicus* (Ashmead, 1904), *Sympiesis gordius* (Walker, 1839) (Schauff *et al.* 1998: 1014, 1019), *S. gregori* Bouček, 1958 (García Marí *et al.* 1996: 81), *S. notata* (Zetterstedt, 1838) (Garrido Vivas 1995: 11), *Sympiesis* sp. (Schauff *et al.* 1998: 1020), *S. striatipes* (Ashmead, 1904) (Ujiye 1996: 100), *Tetrastichus dolichogaster* Sheng & Wang, 1993 (Schauff *et al.* 1998: 1022), *Tetrastichus* sp. (Huang *et al.* 1989: 59), *Zagrammosoma multilineatum* (Ashmead, 1888) (Yefremova *et al.* 2007: 335), *Zagrammosoma* sp. (Ateyyat & Mustafa 2000: 40), *Zaommomentedon brevipetiolatus* Kamijo, 1990 (Kamijo 1990b: 825).

Remark: Eulophidae: *Cirrospilus huangyanensis* Yang & Pen, 1998, *Citrostichus* sp., *Closterocerus utahensis* Crawford, 1912, *Horismenus fraternus* (Fitch, 1856), *Quadrastichus liriomyzae* Hansson & LaSalle, 1996, *Zaommomentedon* sp.; Encyrtidae: *Metaphycus citricola* Annecke & Mynhardt, 1971, *Tyndarichus* sp. presented in Noyes (2017) without distribution data.

DNA: BOLD Project GMACQ BIOUG24963-A02.

Note: DNA sequences are available from the specimens from the Australasian, Nearctic and Palaearctic Regions: BOLD KF919121; GenBank GREC094-12 (Brito *et al.* 2017a); BOLD AB614514, AB614513, KJ467507, BIOUG17293-F05, BIOUG17339-G07, AYK_MJ_20, AYK_MJ_21, AYK_MJ_55, AYK_MJ_56, AYK_MJ_107, AYK_MJ_109, AYK_MJ_115, AYK_MJ_179, AYK_MJ_186, AYK_MJ_187, AYK_MJ_206, AYK_MJ_210, AYK_MJ_B9_26, AYK_MJ_C17, AYK_MJ_C19, JBA-06-0025, ALcitre1, ALcitre2, JBA-06-0114, JBA-06-0036, RMNH.5013749.

***Phyllocnistis dorcas* Meyrick, 1915**

(Figs 168, 325, 475)

"*Phyllocnistis dorcas*, n. sp."—Meyrick, E. 1915b. *Transactions of the Entomological Society of London* (2): 241.

Type locality: British Guiana [Guyana], Mallali, iii.1913, leg. Parish.

Type specimens: Holotype ♀, BMNH(E) 1412349, NHMUK.

Note: The holotype is not dissected (Brito *et al.* 2017b: 311).

Distribution: Guyana (Meyrick 1915b: 241).

Larval hostplant(s): Unknown.

***Phyllocnistis drimiphaga* Kawahara, Nishida & Davis, 2009**

(Figs 169, 326, 399, 458, 475)

"*Phyllocnistis drimiphaga* Kawahara, Nishida & Davis, sp. n."—Kawahara, A.Y., Nishida, K. & Davis, D.R. 2009. *ZooKeys* 27: 12–17, figs 2A, 4A–E, 7A–L, 10A–K.

Type locality: Costa Rica, Prov. Heredia, 6 km NE Vara Blanca, 2050 m, 10°10'34"N 084°06'41"W, emerged 27.i.2004 from *Drimys granadensis*, leg. K. Nishida.

Type specimens: Holotype ♂, USNM; Paratypes 2 larvae, 3 pupae, 2♂ and 3♀, USNM, UCR, MNCR-A (formerly INBIO).

Distribution: Costa Rica (Kawahara *et al.* 2009: 14).

Larval hostplant(s): Winteraceae: *Drimys granadensis* L. f. (Kawahara *et al.* 2009: 16).

Parasitoids: Encyrtidae: *Ageniaspis* sp. (Kawahara *et al.* 2009: 16).

***Phyllocnistis helios* Brito & Moreira, 2017**

(Figs 170, 327, 400, 475)

"*Phyllocnistis helios* Brito & Moreira, sp. nov."—Brito, R. Lopez-Vaamonde, C., Gonçalves, G.L., Becker, V.O., Mielke, O.H.H. & Moreira, G.R.P. 2017. *Zootaxa* 4341(3): 312–313, figs 3H, 4H, 5, 6A, S1.

Type locality: Brazil, Planaltina, Federal District, Brasília, 15°35'S 47°42'W, 1000 m, 26.vi.1984, leg. V. Becker.

Type specimens: Holotype ♂, genitalia slide GRPM 50-130♂, acquisition number 56.448, coll. V. Becker; Paratypes 2 ♂, genitalia slide GRPM 50-131♂, 50-132♂, acquisition numbers 56.439 and 57.752, coll. V. Becker.

Distribution: Brazil (Brito *et al.* 2017b: 313).

Larval hostplant(s): Unknown.

***Phyllocnistis hemera* Brito & Fochezato, 2017**

(Figs 171, 328, 401, 459, 475)

"*Phyllocnistis hemera* Brito & Fochezato, sp. nov."—Fochezato, J., Brito, R., Isaias, R.M.S., Gonçalves, G.L. & Moreira, G.R.P. 2018. *Revista Brasileira de Entomologia* 62: 57–65, figs 1–8. Released online 15 November 2017.

Type locality: Brazil, Rio Grande do Sul, São Francisco de Paula municipality, 22–24.vi.2016, leg. G.R.P. Moreira, R. Brito & J. Fochezato.

Type specimens: Holotype ♂, acquisition number 306-47♂, LMCI; Paratypes 3♂, 4♀: 2♂, 2♀, acquisition numbers 319-30♂, 319-36♂, 319-35♀, 319-45♀, LMCI, 1♂, 2♀, acquisition numbers 60251♂, 60252♀, 60253♀, MCTP.

Distribution: Brazil (Fochezato *et al.* 2018: 63).

Larval hostplant(s): Thymelaeaceae: *Daphnopsis fasciculata* (Meisn.) Nevling (Fochezato *et al.* 2018: 63).

DNA: BOLD MISA019-17; GenBank MG264519 (Fochezato *et al.* 2018: 58).

***Phyllocnistis jupiter* Brito & Moreira, 2017**

(Figs 172, 329, 402, 475)

"*Phyllocnistis jupiter* Brito & Moreira, sp. nov."—Brito, R. Lopez-Vaamonde, C., Gonçalves, G.L., Becker, V.O., Mielke, O.H.H. & Moreira, G.R.P. 2017. *Zootaxa* 4341(3): 313–314, figs 3I, 4I, 5, 6B, S1.

Type locality: Brazil, Planaltina, Federal District, Brasília, 15°35'S 47°42'W, 1000 m, 03.iv.1984, leg. V. Becker.

Type specimens: Holotype ♂, genitalia slide GRPM 50-133♂, acquisition number 56.315, coll. V. Becker; Paratypes 2 ♂, genitalia slide GRPM 50-134♂, 50-135♂, acquisition number 56.370, coll. V. Becker.

Distribution: Brazil (Brito *et al.* 2017b: 313).

Larval hostplant(s): Unknown.

***Phyllocnistis kawakitai* Brito & Lopez-Vaamonde, 2017**

(Figs 173, 330, 460, 475)

"*Phyllocnistis kawakitai* Brito & Lopez-Vaamonde, sp. nov."—Brito, R. Lopez-Vaamonde, C., Gonçalves, G.L., Becker, V.O., Mielke, O.H.H. & Moreira, G.R.P. 2017. *Zootaxa* 4341(3): 314, figs 3J, 4J, 5, 6F, 6K, S1.

Type locality: French Guiana, Nouragues Natural Reserve, 4°2'N 52°40'W, 57 m, 05.ix.2010, leg. A. Kawakita.

Type specimens: Holotype ♀, genitalia slide GRPM 50-141♀, MNHN.

Distribution: French Guiana (Brito *et al.* 2017b: 314).

Larval hostplant(s): Unknown.

DNA: BOLD GRANO105–11 (Brito *et al.* 2017b).

***Phyllocnistis maxberryi* Kawahara, Nishida & Davis, 2009**

(Figs 174, 331, 403, 461, 475)

"*Phyllocnistis maxberryi* Kawahara, Nishida & Davis, sp. n."—Kawahara, A.Y., Nishida, K. & Davis, D.R. 2009. *ZooKeys* 27: 17–20, figs 2B, 5A–F, 8A–L, 11A–I.

Type locality: Costa Rica, Prov. San José, Cerro de la Muerte, Villa Mills, 3100 m, emerged 13.iii.2003 from *Gaiadendron punctatum*, leg. K. Nishida.

Type specimens: Holotype ♀, USNM; Paratypes 9 larvae, 8 pupae, 7♂ and 2♀, genitalia slides USNM 33279, 33280, 33286, USNM, UCR.

Distribution: Costa Rica (Kawahara *et al.* 2009: 19).

Larval hostplant(s): Loranthaceae: *Gaiadendron punctatum* (Ruiz & Pav.) G.Don. (Kawahara *et al.* 2009: 19).

Parasitoids: Eulophidae: *Chrysocharis* sp. (Kawahara *et al.* 2009: 19).

***Phyllocnistis meliacella* Becker, 1974**

(Figs 175, 332, 404, 462, 475)

"*Phyllocnistis meliacella* Becker, new species"—Becker, V.O. 1974. *Turrialba* 24(3): 334–335, fig. 3.

Type locality: Costa Rica, Turrialba, 620 m., 08.v.1973, leg. V. Becker.

Type specimens: Holotype ♂, nr. 72096, USNM; Paratypes 3 specimens (gender not stated): in USNM and 2 paratype specimens in University of Costa Rica. Part of the series was destroyed in the mail from Costa Rica to Brazil (Becker 1974: 335).

Distribution: Costa Rica (Becker 1974: 335).

Larval hostplant(s): Meliaceae: *Cedrela angustifolia* Sessé & Moc., *C. odorata* L., *C. tonduzii* C. DC., *Swietenia macrophylla* King, *S. mahagoni* Jacq. (Becker 1974: 335).

DNA: Sequence 28S rDNA GenBank AY521492 (Lopez-Vaamonde *et al.* 2006).

***Phyllocnistis norak* Brito & Lopez-Vaamonde, 2017**

(Figs 176, 333, 463, 475)

"*Phyllocnistis norak* Brito & Lopez-Vaamonde, sp. nov."—Brito, R. Lopez-Vaamonde, C., Gonçalves, G.L., Becker, V.O., Mielke, O.H.H. & Moreira, G.R.P. 2017. *Zootaxa* 4341(3): 316–317, figs 3M, 4M, 5, 6G, 6J, S1.

Type locality: French Guiana, Nouragues Natural Reserve, 4°2'N 52°40'W, 57 m, 05.ix.2010, leg. C. Lopez-Vaamonde.

Type specimens: Holotype ♀, genitalia slide GRPM 50-140♀, MNHN.

Distribution: French Guiana (Brito *et al.* 2017b: 316).

Larval hostplant(s): Unknown.

DNA: BOLD LNOUC318–10 (Brito *et al.* 2017b).

***Phyllocnistis ohshimai* Brito & Lopez-Vaamonde, 2017**

(Figs 177, 334, 405, 475)

"*Phyllocnistis ohshimai* Brito & Lopez-Vaamonde, sp. nov."—Brito, R. Lopez-Vaamonde, C., Gonçalves, G.L., Becker, V.O., Mielke, O.H.H. & Moreira, G.R.P. 2017. *Zootaxa* 4341(3): 317, figs 3N, 4N, 5, 6C, S1.

Type locality: French Guiana, Nouragues Natural Reserve, 4°2'N 52°40'W, 57 m, 05.ix.2010, leg. C. Lopez-Vaamonde.

Type specimens: Holotype ♂, genitalia slide GRPM 50-142♂, MNHN.

Distribution: French Guiana (Brito *et al.* 2017b: 317).

Larval hostplant(s): Unknown.

DNA: BOLD LNOUC304–10 (Brito *et al.* 2017b).

***Phyllocnistis ourea* Brito & Moreira, 2017**

(Figs 178, 335, 406, 464, 475)

"*Phyllocnistis ourea* Brito & Moreira, sp. nov."—Brito, R., Mielke O.H.H., Gonçalves, G.I. & Moreira, G.R.P. 2017a. *Austral Entomology* 2017: early online.

Type locality: Brazil, Rio Grande do Sul state, Montenegro municipality, Luiz Laux organic farm, 29°37'59"S 51°28'12"W, 18 m, 27.v.2015, collected on *Baccharis anomala*, leg. G.R.P. Moreira, R. Brito, C.M. Pereira & G.T. Silva.

Type specimens: Holotype ♂, no. LMCI 297–65, genitalia slide GRPM 50–115♂, acquisition number DZ 33.343, DZUP; Paratypes 2♂, 2♀: 1♂, genitalia slide GRPM 50–116♂, 1♀, acquisition numbers DZ 33.353 and DZ 33.363, DZUP, 1♂, genitalia slide 50–117♂, 1♀, acquisition numbers 57.616 and 57.617, MCTP.

Distribution: Brazil (Brito *et al.* 2017a: early online).

Larval hostplant(s): Asteraceae: *Baccharis anomala* DC., (Brito *et al.* 2017a: early online).

DNA: BOLD MISA013-16; GenBank KY006927 (Brito *et al.* 2017a).

***Phyllocnistis perseafolia* Davis & Wagner, 2011**

(Figs 179, 336, 407, 465, 475)

"*Phyllocnistis perseafolia* Davis and Wagner, sp. n."—Davis, D.R. & Wagner, D.L. 2011. *ZooKeys* 97: 65–70, figs 2D, 3C, 4A–B, 14A–15D, 19A–E.

Type locality: Colombia, Caldas Department, Villamaria, e.l. iv.2008, *Persea americana*, leg. F. Posada.

Type specimens: Holotype ♂, genitalia slide 34075♂, USNM; Paratypes 9♂, 8♀, genitalia slides 34076–34078, USNM.

Distribution: Colombia (Davis & Wagner 2011: 70).

Larval hostplant(s): Lauraceae: *Persea americana* Mill. (Davis & Wagner 2011: 70).

DNA: BOLD RDOPO393-10, RDOPO394-10; GenBank HM382096, HM382097 (Davis & Wagner 2011: 44).

***Phyllocnistis petronellii* Brito & Lopez-Vaamonde, 2017**

(Figs 180, 337, 466, 475)

"*Phyllocnistis petronellii* Brito & Lopez-Vaamonde, sp. nov."—Brito, R. Lopez-Vaamonde, C., Gonçalves, G.L., Becker, V.O., Mielke, O.H.H. & Moreira, G.R.P. 2017b. *Zootaxa* 4341(3): 319–320, figs 3Q, 4Q, 5, 6H, S1.

Type locality: French Guiana, Sinnamary, Paracou Research Station, 5°16'N 52°55'W, 30 m, 11.xi.2015, leg. C. Lopez-Vaamonde.

Type specimens: Holotype ♀, IO0535, genitalia slide GRPM 50-143♀, MNHN; Paratype specimen, MNHN.

Distribution: French Guiana (Brito *et al.* 2017b: 317).

Larval hostplant(s): Hypericaceae: *Vismia guianensis* (Aubl.) Pers. (Brito *et al.* 2017b: 319).

DNA: BOLD LEPPC2393-16, LEPPC2394-16; GenBank KY682705, KY682706 (Brito *et al.* 2017b).

***Phyllocnistis phoebus* Brito & Moreira, 2017**

(Figs 181, 338, 408, 467, 475)

"*Phyllocnistis phoebus* Brito & Moreira, sp. nov."—Brito, R., Mielke O.H.H., Gonçalves, G.I. & Moreira, G.R.P. 2017a. *Austral Entomology* 2017a: early online.

Type locality: Brazil, Rio Grande do Sul state, São Francisco de Paula municipality, Centro de Pesquisas e Conservação da Natureza Pró Mata, 29°28'36"S 50°10'101"W, 900 m, 21–24.vi.2016, collected on *Begonia fruticosa*, leg. G.R.P. Moreira, R. Brito & J. Fochezato.

Type specimens: Holotype ♂, genitalia slide GRPM 50-118♂, acquisition number DZ 33.373, DZUP; Paratypes 2♂, 2♀: 1♂, genitalia slide GRPM 50-119♂, 1♀, acquisition numbers DZ 33.383 and DZ 33.393, DZUP, 1♂, 1♀, genitalia slide GRPM 50-120♀, acquisition numbers 57.618 and 57.619, MCTP.

Distribution: Brazil (Brito *et al.* 2017a: early online).

Larval hostplant(s): Begoniaceae: *Begonia fruticosa* (Klotzsch) (Brito *et al.* 2017a: early online).

DNA: BOLD MISA014-16; GenBank KY006928 (Brito *et al.* 2017b).

***Phyllocnistis puyehuensis* Davis, 1994**

(Figs 182, 339, 409, 475)

"*Phyllocnistis puyehuensis* Davis, new sp."—Davis, D.R. 1994. *Tropical Lepidoptera* 5(1): 72–74, figs 4, 54–57.

Type locality: Chile, Osorno Province, Parque Nacional Puyehue, Aguas Calientes, 450 m, 12.xii.1981, leg. Nielsen & Karsholt.

Type specimens: Holotype ♂, ZMUC; Paratype 1♂, ZMUC.

Distribution: Chile (Davis 1994: 74).

Larval hostplant(s): Unknown.

***Phyllocnistis rotans* Meyrick, 1915**

(Figs 183, 340, 475)

"*Phyllocnistis rotans*, n. sp."—Meyrick, E. 1915b. *Transactions of the Entomological Society of London* (2): 242.

Type locality: Ecuador, Alausi, 9450 ft, vi.1914.

Type specimens: Lectotype, BMNH(E) 1412616, (gender not specified), NHMUK; Paralectotypes (gender not specified) BMNH(E) 1412347, BMNH(E) 1412351, BMNH(E) 1412364, BMNH(E) 1412365, NHMUK, designated by Brito *et al.* (2017: 323).

Distribution: Ecuador (Meyrick 1915b: 242).

Larval hostplant(s): Unknown.

***Phyllocnistis sciophanta* Meyrick, 1915**

(Figs 184, 341, 475)

"*Phyllocnistis sciophanta*, n. sp."—Meyrick, E. 1915b. *Transactions of the Entomological Society of London* (2): 241–242.

Type locality: Peru, Lima, 500 ft, viii.1914, leg. Parish.

Type specimens: Holotype ♂, BMNH(E) 1412343, NHMUK.
Note: abdomen of the holotype is missing (Brito *et al.* 2017b: 324).
Distribution: Peru (Meyrick 1915b: 242).
Larval hostplant(s): Unknown.

***Phyllocnistis selene* Brito & Moreira, 2017**

(Figs 185, 342, 410, 468, 475)

"*Phyllocnistis selene* Brito & Moreira, sp. nov."—Brito, R., Mielke O.H.H., Gonçalves, G.I. & Moreira, G.R.P. 2017a. *Austral Entomology* 2017: early online.

Type locality: Brazil, Rio Grande do Sul state, São Francisco de Paula municipality, Centro de Pesquisas e Conservação da Natureza Pró Mata, 29°28'36"S 50°10'01"W, 900 m, 7.iii.2014, collected on *Drimys angustifolia*, leg. G.R.P. Moreira & R. Brito.

Type specimens: Holotype ♂, genitalia slide GRPM 50–121♂, acquisition number DZ 33.403, DZUP; Paratypes 2♂, 2♀: 1♂, genitalia slide GRPM 50–122♂, 1♀, acquisition numbers DZ 33.413 and DZ 33.423, DZUP, 1♂, genitalia slide GRPM 50–123♂, 1♀, acquisition numbers 57.620 and 57.621, MCTP.

Distribution: Brazil (Brito *et al.* 2017a: early online).

Larval hostplant(s): Winteraceae: *Drimys angustifolia* Miers (Brito *et al.* 2017a: early online).

DNA: BOLD MISA015-16; GenBank KY006929 (Brito *et al.* 2017a).

***Phyllocnistis sexangula* Meyrick, 1915**

(Figs 186, 343, 475)

"*Phyllocnistis sexangula*, n. sp."—Meyrick, E. 1915b. *Transactions of the Entomological Society of London* (2): 242.

Type locality: Peru, Matucana, 7780 ft, vii.1914, leg. Parish.

Type specimens: Lectotype ♀, BMNH(E) 1412359, NHMUK; Paralectotype ♀ BMNH(E) 1412356, NHMUK, designated by Brito *et al.* 2017b: 325.

Note: the lectotype specimen, designated by Brito *et al.* (2017b: 325) is without abdomen. The genitalia characters which facilitate the identification of species should be studied in the paralectotype.

Distribution: Peru (Meyrick 1915b: 242).

Larval hostplant(s): Unknown.

***Phyllocnistis tethys* Moreira & Vargas, 2012**

(Figs 187, 344, 411, 469, 475)

"*Phyllocnistis tethys* Moreira & Vargas, sp. nov."—Brito, R., Gonçalves, G.L., Vargas, H.A. & Moreira, G.R.P. 2012. *Zootaxa* 3582: 4–10, figs 1–8.

Type locality: Brazil, Rio Grande do Sul State, São Francisco de Paula Municipality, 29°28'36"S 50°10'01"W, 900 m, mines on *Passiflora organensis* 05–11.v.2011, leg. G. R. P. Moreira, R. Brito & K. Barão.

Type specimens: Holotype ♂, acquisition number DZ 22.623, DZUP; Paratypes 2♂, 4♀: 2♀, acquisition numbers DZ 22.633 and DZ 22.643, DZUP, 1♂, 1♀, acquisition numbers 81901 and 81902, MCNZ, 1♂, 1♀, acquisition numbers 28635 and 28636, MCTP.

Distribution: Brazil (Brito *et al.* 2012: 4).

Larval hostplant(s): Passifloraceae: *Passiflora organensis* Gardner (Brito *et al.* 2012: 4).

DNA: BOLD GBMIN15476-13, GBMIN15477-13, GBMIN15496-13, GBMIN15497-13; GenBank JX272049—JX272052 (Brito *et al.* 2012)

***Phyllocnistis tropaeolicola* Kawahara, Nishida & Davis, 2009**

(Figs 188, 345, 412, 470, 475)

"*Phyllocnistis tropaeolicola* Kawahara, Nishida & Davis, sp. n."—Kawahara, A.Y., Nishida, K. & Davis, D.R. 2009. *ZooKeys* 27: 20–28, figs 2C, 6A–E, 9A–L, 12A–H.

Type locality: Costa Rica, Prov. Cartago, Cerro de la Muerte, Villa Mills, 3100 m, emerged 13.iii.2003 from *Tropaeolum emarginatum*, leg. K. Nishida.

Type specimens: Holotype ♂, USNM; Paratypes 1 prepupa, 1 pupa, 6♂ and 4♀, genitalia slide USNM 33280–33282, 33285, USNM, UCR, MNCR-A (formerly INBIO).

Distribution: Costa Rica (Kawahara *et al.* 2009: 24).

Larval hostplant(s): Tropaeolaceae: *Tropaeolum emarginatum* Turcz. (Kawahara *et al.* 2009: 28).

***Phyllocnistis wygodzinskyi* Hering, 1958**

(Figs 189, 346, 475)

"*Phyllocnistis wygodzinskyi*, sp. nov."—Hering, E.M. 1958. *Acta Zoologica Lilloana* 15(): 309–311, figs 13, 14a.

Type locality: [Argentina], Tucumán, Tafi del Valle, Quebrada del Mastil, 21–23.v.1953, leg. Wygodzinsky.

Type specimens: Holotype ♂, genitalia slide mounted in glycerine, ZMHB; 3 Paratypes: 1♀, genitalia slide mounted in glycerine, 1 paratype (gender not indicated), ZMHB; one paratype (gender not indicated), IFML.

Distribution: Argentina (Hering 1958: 310).

Larval hostplant(s): Unknown.

***Phyllocnistis xylopiella* Brito & Becker, 2017**

(Figs 190, 347, 413, 471, 475)

"*Phyllocnistis xylopiella* Brito & Becker, sp. nov."—Brito, R. Lopez-Vaamonde, C., Gonçalves, G.L., Becker, V.O., Mielke, O.H.H. & Moreira, G.R.P. 2017. *Zootaxa* 4341(3): 330–332, figs 3AA, 4AA, 5, 6D, 6E, 6I, S1.

Type locality: Brazil, Planaltina, Federal District, Brasilia, 15°35'S 47°42'W, 1000 m, 6.vii.1978, leg. V. Becker.

Type specimens: Holotype ♂, genitalia slide GRPM 50-136♂, acquisition number 40.388, coll. V. Becker; Paratypes 2♂, genitalia slide GRPM 50-137♂, and GRPM 50-138♂, acquisition numbers 34.769 and 40.950, coll. V. Becker, 1♀, genitalia slide GRPM 50-139♀, acquisition number 57.703, coll. V. Becker.

Distribution: Brazil (Brito *et al.* 2017b: 317).

Larval hostplant(s): Annonaceae: *Xylopia aromatica* (Lam.) Mart. (Brito *et al.* 2017b: 332).

Marmarini Kawahara & Ohshima, 2016, stat. nov.

"Marmarinae Kawahara & Ohshima, new subfamily"—Kawahara *et al.* 2017. *Systematic Entomology* 42(1): 71.

Type genus: *Marmara* Clemens, 1863. *Proceedings of the Entomological Society of Philadelphia* 2: 6–8.

Released online 13 October 2016.

***Marmara* Clemens, 1863**

"*Marmara* new. gen."—Clemens, B. 1863. *Proceedings of the Entomological Society of Philadelphia* 2(1): 6–7. Type species: *Marmara salictella* Clemens, 1863. By monotypy.

Aesyle Chambers, 1875

"*Aesyle*, gen. nov."—Chambers, V. T., 1875a. *Cincinnati Quarterly Journal of Science* 2(2): 97. Type species: *Aesyle fasciella* Chambers, 1875. By monotypy. *Aesyle* is mentioned in the Coleophoridae by Nye & Fletcher (1991: 8).

***Marmara affirmata* (Meyrick, 1918)**

(Figs 191, 348, 475)

"*Parectopa affirmata*, n. sp."—Meyrick, E. 1918. *Exotic Microlepidoptera* (Marlborough) 2(6): 178.

Type locality: Peru, Lima, 500 ft., viii.1914, leg. Parish.

Type specimens: 6 syntypes (♂ and ♀): BMNH(E) 1408478, BMNH(E) 1408479, BMNH(E) 1408480, BMNH(E) 1408481, BMNH(E) 1408484, and BMNH(E) 1408485, NHMUK.

Distribution: Peru (Meyrick 1918: 178).

Larval hostplant(s): Unknown.

***Marmara gulosa* Guillén & Davis, 2001**

(Figs 192, 414, 472)

"*Marmara gulosa* Guillén and Davis, new species"—Guillén, M., Davis, D.R. & Heraty, J.M. 2001. *Proceedings of the Entomological Society of Washington* 103(3): 638–651, figs 3, 5–7, 11–46

Type locality: U.S.A., California, Riverside Co.[unty], Oasis Ranch, 14 km S of Coachella.

Type specimens: Holotype ♂ USNM; Paratypes 13♂ and 16♀, plus larvae and pupae, USNM, UCR.

Distribution: Cuba (Chong & La Rosa 1986: 121), Mexico (Guillén *et al.* 2007: 264).

Note: Nearctic Region: United States: Arizona (De Prins & De Prins 2018), California (De Prins & De Prins 2018), Florida, Texas (Guillén *et al.* 2007: 636).

Larval hostplant(s): Unknown.

Note: host plant records in the Nearctic Region: Apocynaceae: *Nerium oleander* L.; Cucurbitaceae: *Citrullus vulgaris* Schrad. ex Eckl. & Zeyh.; Fabaceae: *Prosopis* sp.; Lauraceae: *Persea americana* Mill.; Malvaceae: *Gossypium hirsutum* L.; Rutaceae: *Citrus paradisi* Macfad; Salicaceae: *Salix lasiolepis* Benth.; Vitaceae: *Vitis vinifera* L. (Guillén *et al.* 2001: 637, 646).

DNA: GenBank AF280424 - AF280430, AF284564 - AF284570 (Guillén *et al.* 2001).

***Marmara ischnotoma* (Meyrick, 1915)**

(Figs 193, 475)

"*Parectopa ischnotoma*, n. sp."—Meyrick, E. 1915b. *Transactions of the Entomological Society of London* (2): 233.

Type locality: British Guiana [Guyana], Mallali, leg. Parish.

Type specimens: Holotype ♀, BMNH(E) 1407851, NHMUK.

Distribution: Guyana (Meyrick 1915b: 233).

Larval hostplant(s): Unknown.

***Marmara isortha* (Meyrick, 1915)**

(Figs 194, 349, 475)

"*Parectopa isortha*, n. sp."—Meyrick, E. 1915b. *Transactions of the Entomological Society of London* (2): 233.

Type locality: British Guiana [Guyana], Bartica, ii.1913, leg. Parish.

Type specimens: Holotype ♂, BMNH(E) 1409319, NHMUK.

Distribution: Brazil (Meyrick 1936: 34), Guyana (Meyrick 1915b: 233).

Larval hostplant(s): Malvaceae: *Theobroma cacao* L. (Meyrick 1936: 34).

***Marmara opuntiella* Busck, 1907**

(Figs 195, 415, 473)

"*Marmara opuntiella*, n. sp."—Busck, A. 1907. *Proceedings of the Entomological Society of Washington* 8 (1906)(3–4): 97.

Type locality: [U.S.A.], southern Texas.

Type specimens: Holotype, nr. 9903 (gender not stated), USNM.

Distribution: Mexico (Mann 1969: 135).

Note: Nearctic Region: United States: Florida (BOLD), Texas (Busck 1907: 97).

Records of "similar larvae with identical habits" from Colombia, Cuba, Ecuador, El Salvador, Guatemala, Haiti, Honduras, Peru, and Venezuela may also refer to this species (Mann 1969: 135).

Larval hostplant(s): Cactaceae: *Nopalea* sp. (Mann 1969: 135), *Opuntia* sp. (Busck 1907: 97).

DNA: BOLD Project MNAM, USNMENT 00657143, USNMENT 00657144.

***Marmara phaneropsis* (Meyrick, 1915)**

(Figs 196, 475)

"*Parectopa phaneropsis*, n. sp."—Meyrick, E. 1915b. *Transactions of the Entomological Society of London* (2): 233–234.

Type locality: Ecuador, Duran.

Type specimens: Holotype ♀, BMNH(E) 1407831, NHMUK.

Distribution: Ecuador (Meyrick 1915b: 234).

Larval hostplant(s): Unknown.

***Marmara stemonodes* (Meyrick, 1915)**

(Figs 197, 350, 475)

"*Parectopa stemonodes*, n. sp."—Meyrick, E. 1915b. *Transactions of the Entomological Society of London* (2): 234.

Type locality: Ecuador, Huigra, 4500 ft., vi.1914, leg. Parish.

Type specimens: Syntypes 2♂: BMNH(E) 1408852, BMNH(E) 1408853, abdomens missing of both male syntypes, NHMUK.

Note: a third specimen ♀, BMNH(E) 1408848, is probably the female of this species, NHMUK.

Distribution: Ecuador (Meyrick 1915b: 234).

Larval hostplant(s): Unknown.

Oecophyllembiini Réal & Balachowsky, 1966, stat. nov.

"Oecophyllembiinae"—Réal, P. & Balachowsky, A.S. 1966. Famille des Gracillariidae (= Lithocolletidae). *In*: Balachowsky, A.S. (Ed.), *Entomologie appliquée à l'agriculture*. Tome 2. Lépidoptères. Masson et Cie éditeurs, Paris, 333. Type genus: *Oecophyllembius* Silvestri, 1908. Included in Fletcher (1929) within the Lithocolletidae and in Nye & Fletcher (1991) within the Gracillariidae. Treated as a separate subfamily by Kumata (1998), Kuznetsov & Baryshnikova (2001) and Kawahara *et al.* (2017).

***Angelabella* Vargas & Parra, 2005**

"*Angelabella* Vargas & Parra gen. nov."—Vargas, H.A. & Parra, L.E. 2005. *Neotropical Entomology* 34(2): 228. Type species: *Angelabella tecomae* Vargas & Parra, 2005. By original designation.

***Angelabella tecomae* Vargas & Parra, 2005**

(Figs 198, 351, 475)

"*Angelabella tecomae* Vargas & Parra sp. nov."—Vargas H.A. & Parra, L.E. 2005. *Neotropical Entomology* 34(2): 228–230, figs 1–7.

Type locality: Chile, Arica, I-Region, Azapa, 18°34'S 70°00'W, 21.i.2002, leg. H.A. Vargas.

Type specimens: Holotype ♂, MZUC; Paratypes 8♂ and 10♀, MZUC, MNNC, IDEA.

Distribution: Chile (Vargas & Parra 2005: 228), Peru (Vargas 2010: 340).

Larval hostplant(s): Bignoniaceae: *Tecoma fulva* G. Don (Vargas & Parra 2005: 227), *T. stans* (L.) Juss. ex Kunth. (Vargas 2010: 240).

DNA: BOLD GBGL18139-15—GBGL18153-15; GenBank KM983591—KM983605, FJ412783 (Maita-Maita *et al.* 2015; Brito *et al.* 2017a).

***Prophyllocnistis* Davis, 1994**

"*Prophyllocnistis* Davis, new genus"—Davis, D.R. 1994. *Tropical Lepidoptera* 5(1): 67. Type species: *Prophyllocnistis epidrimys* Davis, 1994. By original designation.

***Prophyllocnistis epidrimys* Davis, 1994**

(Figs 199, 416, 474, 475)

"*Prophyllocnistis epidrimys* Davis, new sp."—Davis, D.R. 1994. *Tropical Lepidoptera* 5(1): 67–72, figs 2–3, 5–53.

Type locality: Chile, Osorno Prov., Parque Nacional Puyehue, Antillanca, 1100–1300 m, 13.xi.1981, leg. E. Nielsen & O. Karsholt.

Type specimens: Holotype ♀, ZMUC; Paratypes 2♂ and 4♀, genitalia slides ESNM22257, USNM31121, USNM, 1♂ and 1♀, 5 larvae, 2 pupae, USNM.

Synonym(s):

Prophyllocnistis epidrimys Vargas & Parra, 2005

"*Prophylocnistis epidrymis* Davis"—Vargas, H.A. & Parra, L.E. 2005: 227. An incorrect subsequent spelling of *Prophylocnistis epidrimys* Davis, 1994.
Distribution: Chile (Davis 1994: 69).
Larval hostplant(s): Winteraceae: *Drimys andina* (Reiche) R A Rodr. & Quezada, *D. winteri* var. *chiliensis* (DC.) A. Gray (Davis 1994: 69).
Parasitoids: Braconidae: *Clinocentrus* sp. (Davis 1994: 69).

Species transferred to other families

***Stigmatophora albimacula* (Walsingham, 1897)**

"*Lithocolletis? albimacula*, sp. n."—Walsingham, Lord (Thomas de Grey). 1897. *Proceedings of the Zoological Society of London* 1897(10): 145–146.

Type locality: "West Indies", [Virgin Islands], S[ain]t Thomas, 10.iv.1894.

Type specimens: Type ♂, coll. Hedemann, GAMNH.

Note: The collection of Microlepidoptera of Wilhelm von Hedemann was obtained by Aristide Caradja via Hans Larsen (Horn & Kahle 1935: 107).

Distribution: Virgin Islands: Saint Thomas (Walsingham 1897: 146).

Larval hostplant(s): Unknown.

Transferred to Cosmopterigidae (see Popescu-Gorj 1992: 134).

Acknowledgements

This publication is dedicated to the bright memory of Gerfried Deschka, who supported very enthusiastically the preparation of our catalogue of Neotropical Gracillariidae at the Serra Bonita meeting (15–19 January 2018), sent all relative information on the species he described and provided valuable comments on the systematics of Gracillariidae (Fig. 476). To the great sadness of all co-authors of this catalogue, our mentor Gerfried Deschka, passed away on 01 August 2018 and did not see it published. We wish the place he is now has many, beautiful Gracillariidae for his perusal, and only good things and nice people around to interact with.

Vazrick Nazari (Canadian National Collection, Ottawa, Canada) is thanked for the photograph of the holotype of *Cryptolectica lazaroii*, Luis E. Parra and Marcelo Vargas (Universidad de Concepción, Chile) for photographs of some Chilean types. We are grateful to Arturo Roig Alsina (Museo Argentino de Ciencias Naturales, Buenos Aires, Argentina) for the photographs of the holotype specimens and their labels of *Acrocercops breyeri* and *Caloptilia pastranai* and valuable information on the types under his care. Jason J. Dombroskie (Cornell University Insect Collection, Ithaca, USA) is kindly acknowledged for the images of the holotypes *Acrocercops cymella* and *A. zebrulella* under his care. We cordially thank the Trustees of the Natural History Museum, London for photographs of the types preserved in this museum and presented in this study. We gratefully acknowledge the hospitality of Gavin Broad and Lauren Hughes, Natural History Museum, London, UK for providing the facilities to the corresponding author to study some type specimens presented in this catalogue. Klaus Sattler (Natural History Museum, London, UK) is acknowledged for providing information on references and types described by Lord Walsingham. Sabine Gaal-Haszler, Natural History Museum, Vienna, Austria was kind to provide valuable information on the collections from Mexico obtained by this museum. We are in debt to Mihai Stanescu, the "Grigore Antipa" National Museum of Natural History, Bucharest, Romania for photographing the holotypes of *Parectopa pulverella* and *Phyllonorycter tenuicaudella* and providing valuable information on the specimens from the collection of Wilhelm von Hedemann. Ole Karsholt (Natural History Museum of Denmark, Copenhagen, Denmark) was kind to search the specimens from the collection of Frederik Gudmann and provided very useful tips. Wolfram Mey (Museum für Naturkunde, Berlin, Germany) kindly provided access to the primary types described by Erich Martin Hering. We thank very much María Celina Micaela Llanderal Cazares, Colegio de Postgraduados, Montecillo, Mexico for providing much needed information on the types of *Parornix impressipinella*. Don Davis would like to thank Karolyn Darrow (United States National Museum, Washington DC, USA) for color photographs of type specimens, Vichai Malikul (United States National Museum, Washington

DC, USA) for colour drawings of type specimens, and Young Sohn (United States National Museum, Washington DC, USA) for genitalia drawings of type specimens in the United States National Museum, Washington DC, USA. Rosângela Brito would like to thank Gervásio Silva Carvalho (Museu de Ciências e Tecnologia da Pontifícia Universidade Católica do Rio Grande do Sul, Porto Alegre, Brazil) for the photographs of the paratype of *Phyllocnistis phoebus* and Olaf H. H. Mielke (Coleção Padre Jesus S. Moure, Departamento de Zoologia, Universidade Federal do Paraná, Curitiba, Brazil) for the photographs of the holotypes of *Spinivalva gaucha* and *Phyllocnistis tethys*.

Vitor O. Becker (Serra Bonita Reserve, Camacan, Brazil) is sincerely acknowledged for organizing the International Symposium on Gracillariidae in January 2018, for providing specimens which were used in this study, and for his manifold support of taxonomic studies on Neotropical Microlepidoptera. The outcome of this symposium is the present catalogue. Gislene L. Gonçalves (Universidade Federal do Rio Grande do Sul, Porto Alegre, Brazil) and Rodolphe Rougerie (Muséum national d'Histoire naturelle, Paris, France) are thanked for checking the DNA barcode data of different projects in BOLD and in GenBank databases presented in this study. Francisco Serna (Universidad Nacional Agronomía Bogotá, Colombia) is cordially thanked for his support of Neotropical Gracillariidae studies; three co-authors of this catalogue were privileged to work in the Amazonian region under his leadership.

The corresponding author bows her head low before Willy De Prins (Leefdaal, Belgium) for many of his practical arrangements, highly efficient support and sharing the same values. John Grehan is kindly thanked for his time in reviewing this catalogue and suggesting editorial improvements in the Introduction. An anonymous individual is also acknowledged for his considerations which allowed us to attend once again the issues related to the creation of taxonomic datasets.

All co-authors value greatly the input of Akito Kawahara (Florida Museum of Natural History, University of Florida, Gainesville, USA) who was very kind to provide for this catalogue the illustration of the simplified phylogeny, used as a basis for figure 1. We thank most sincerely the Trustees of the Natural History Museum, London, UK the need to open the collections in a virtual way to the community of the biodiversity researchers and specialists, and David Lees (Natural History Museum, London, UK) for sharing the digital images of types, used in this publication.

References

- Abu-Yaman, I.K. (1966) Insect Pests of Saudi Arabia. *Zeitschrift für angewandte Entomologie*, 58, 266–278.
<https://doi.org/10.1111/j.1439-0418.1966.tb04344.x>
- Agassiz, J.L.R. (1847) *Nomenclator zoologicus. Index universalis continens nomina systematica generum Animalium tam viventium quam fossilium, secundum ordinem alphabeticum disposita, adjectis auctoribus, libris in quibus reperiuntur, anno editionis, etymologia, et familis, ad quas pertinent, in variis classibus*. Part 12. Jent et Glassmann, Soloduri, pp. i–x, 1–1135.
- Alkateeb, N., Rai, A., Gazal, K., Shamseen, F. & Kattab, S. (1999) A study on population dynamics of citrus leaf miner (*Phyllocnistis citrella* Stainton) and its parasitoides [sic]. *Arab Journal of Plant Protection*, 17 (2), 60–65.
- Anagnou, V.M. (1995) First record of citrus leafminer, *Phyllocnistis citrella* (Stainton) on citrus groves of mainland and island Greece. *Annales de l'Institut phytopathologique Benaki*, 17 (2), 149–152.
- Antyukhova, O.V. (2007) A review of mining Lepidoptera in the parks of the Pridnevstrovje region. *Vestnik Pridnevstrovskogo Universiteta*, 28 (2), 62–67.
- Argov, Y. & Rössler, Y. (1996) Introduction, release and recovery of several exotic natural enemies for biological control of the citrus leafminer, *Phyllocnistis citrella*, in Israel. *Phytoparasitica*, 24 (1), 33–38.
<https://doi.org/10.1007/BF02981451>
- Ateyyat, M.A. & Mustafa, T.M. (2000) Mortality factors of citrus leafminer *Phyllocnistis citrella* Stainton (Lepidoptera, Gracillariidae) on lemon in central Jordan Valley. *Phytophaga*, 10, 35–42.
- Ba-Angood, S.A.S. (1978) On the biology and food preference of the citrus leaf miner, *Phyllocnistis citrella* Stainton (Gracillariidae [sic], Lepidoptera) in PDR of Yemen. *Zeitschrift für angewandte Entomologie*, 86 (1), 53–57.
- Baars, J.-R. & Naser, S. (1999) Past and present initiatives on the biological control of *Lantana camara* (Verbenaceae) in South Africa. In: Olckers, T. & Hill, M.P. (Eds.), *Biological control of weeds in South Africa (1990–1998)*. *African Entomology Memoir*, 1, 21–33.
- Badawy, A. (1967) The morphology and biology of *Phyllocnistis citrella* Stainton, a citrus leaf-miner in the Sudan. *Bulletin de la Société entomologique d'Égypte*, 51, 95–103.
- Balzani, M., Guarasci, F. & Pecorelli, L. (1995) Segnalazione in Sicilia della minatrice serpentina degli agrumi. *Informatore*

Agrario, 51 (32), 81.

- Bautista, M.N., Bravo, M. & Carrillo, J.L. (1996) Estado actual y perspectivas para el manejo del minador de la hoja de los cítricos *Phyllocnistis citrella* en México. *VI Congreso Nacional de Manejo Integrado de Plagas*. Acapulco, Guerrero, Mexico, *Memorias*, 81.
- Bautista, M.N., Carillo-Sánchez, J.L., Bravo-Mojica, H. & Koch, S.D. (1998) Natural parasitism of *Phyllocnistis citrella* (Lepidoptera, Gracillariidae) at Cuitlahuac-Veracruz, Mexico. *Florida Entomologist*, 81 (1), 30–37.
<https://doi.org/10.2307/3495994>
- Becker, V.O. (1974) Studies on the shootborer *Hypsipyla grandella* (Zeller) (Lep., Pyralidae). 26. A new genus and three new species of Microlepidoptera (Pyralidae and Gracillariidae) associated with *Carapa*, *Cedrela* and *Swietenia* in Costa Rica. *Turrialba*, 24 (3), 332–335.
- Bentancourt, C.M. & Scatoni, I.B. (2007) Morphology and biology of *Porphyrosela minuta* Clarke 1953 (Lepidoptera: Gracillariidae, Lithocolletinae) in Uruguay. *Neotropical Entomology*, 36 (4), 514–519.
<https://doi.org/10.1590/S1519-566X2007000400005>
- Berkani, A. (1995) Apparition en Algérie de *Phyllocnistis citrella* Stainton, chenille mineuse nuisible aux agrumes. *Fruits*, 50, 347–352.
[https://doi.org/10.1653/0015-4040\(2004\)087\[0010:PCLGAI\]2.0.CO;2](https://doi.org/10.1653/0015-4040(2004)087[0010:PCLGAI]2.0.CO;2)
- Bermúdez, E.C., Martínez, N.B., Graziano, J.V., Bernal, H.C.A. & Paniagua, A.H. (2004) *Phyllocnistis citrella* (Lepidoptera: Gracillariidae) and its parasitoids in citrus in Ecuador. *Florida Entomologist*, 87 (1), 10–17.
[https://doi.org/10.1653/0015-4040\(2004\)087\[0010:PCLGAI\]2.0.CO;2](https://doi.org/10.1653/0015-4040(2004)087[0010:PCLGAI]2.0.CO;2)
- Bhumannavar, B.S. & Singh, S.P. (1983) Studies on population dynamics of citrus leaf-miner *Phyllocnistis citrella* Stainton (Lepidoptera, Phyllocnistidae). *Entomon, Trivandrum*, 8 (4), 397–400.
- Bidzilya, O.V. & Budashkin, Y.I. (2004) New records of Lepidoptera from Ukraine. *Proceedings of Zoological Museum of Kiev Taras Shevchenko National University*, 2, 59–68.
- Bilimek, D. (1867) Fauna der Grotte Cacahuamilpa in Mexiko. *Verhandlungen der kaiserlich-königlichen zoologisch-botanischen Gesellschaft in Wien*, 17, 901–908.
- Binglin, T. & Mingdu, H. (1996) Managing the citrus leafminer in China. In: Hoy, M.A. (Ed.), *Managing the citrus leafminer. Proceedings from an International Conference*, Orlando, Florida, April 23–25, 1996, 49–52.
- Bolchi Serini, G. & Trematerra, P. (1989) Comparsa del nearctic *Phyllonorycter robiniellus* (Clemens) (Lepidoptera Gracillariidae) in Italia. *Bollettino di Zoologia agraria e Bachicoltura*, Ser. 2, 21, 193–198.
- BOLD (2018) Barcode of Life Data System. Available at <http://www.boldsystems.org/> (accessed 10 October 2018).
- Boualem, M., Villemant, C. & Berkani, A. (2008) Bio-ecological study of the parasitoid complex of *Phyllocnistis citrella* Stainton (Lepidoptera: Gracillariidae) in Western Algeria. *IOBC/WPRS Bulletin*, 38, 183–188.
- Bourquin, F. (1951) Cuatro notas sobre metamorfosis de Microlepidópteros. I. "*Aristotelia perplexa*" Clarke II. "*Parastega hemisigna*" Clarke III. "*Porphyrosella* sp." IV. "*Darlia praetexta*" Clarke. *Acta Zoologica Lilloana* 12: 509–518, 4 pls.
- Bourquin, F. (1962) Microlépidopteros nuevos con sus biología. *Revista de la Sociedad Entomologica Argentina*, 23 (1960), 31–46.
- Bradley, J.D. (1966) Some changes in the nomenclature of British Lepidoptera. Part 4. Microlepidoptera. *Entomologist's Gazette*, 17 (4), 213–235.
- Braun, A.F. (1908) Revision of the North American Species of the Genus *Lithocolletis* Hübner. *Transactions of the American Entomological Society*, 34 (4), 269–357, pl. xx–xxiv.
- Braun, A.F. (1935) Notes and new species of Microlepidoptera. *Transactions of the American Entomological Society*, 61, 45–52.
- Brito, R., De Prins, J., De Prins, W., Mielke, O.H.H., Gonçalves, G.L. & Moreira, G.R.P. (2016) Extant diversity and estimate number of Gracillariidae (Lepidoptera) species yet to be discovered in the Neotropical region. *Revista Brasileira de Entomologia*, 60 (4), 275–283.
<https://doi.org/10.1016/j.rbe.2016.06.002>
- Brito, R., Gonçalves, G.L., Vargas, H.A. & Moreira, G.R.P. (2012) A new species of *Phyllocnistis* Zeller (Lepidoptera: Gracillariidae) from southern Brazil, with life-history description and genetic comparison to congeneric species. *Zootaxa*, 3582, 1–16.
- Brito, R., Gonçalves, G.L., Vargas, H.A., Moreira, G.R.P. (2013) A new Brazilian *Passiflora* leafminer: *Spinivalva gaucha*, gen. n., sp. n. (Lepidoptera, Gracillariidae, Gracillariinae), the first gracillariid without a sap-feeding instar. *ZooKeys*, 291, 1–26.
<https://doi.org/10.3897/zookeys.291.4910>
- Brito, R., Mielke, O.H.H., Gonçalves, G.L. & Moreira, G.R.P. (2017a) Description of three new species of *Phyllocnistis* Zeller, 1848 (Lepidoptera: Gracillariidae), from the Atlantic Forest, south Brazil, with notes on natural history and phylogeny. *Austral Entomology*, early online.
- Brito, R., Lopez-Vaamonde, C., Gonçalves, G.L., Becker, V.O., Mielke, O.H.H. & Moreira, G.R.P. (2017b) Taxonomic revision of Neotropical *Phyllocnistis* Zeller, 1848 (Lepidoptera: Gracillariidae), with descriptions of seven new species and host plant associations. *Zootaxa*, 4341 (3), 301–352.
<https://doi.org/10.11646/zootaxa.4341.3.1>
- Brower, A.E. (1984) A List of the Lepidoptera of Maine, Part 2: The Microlepidoptera, Section 2; Cosmopterigidae through

- Hepialidae. *Technical Bulletin of the Maine Agricultural Experiment Station*, 114, i–x, 1–70.
- Browning, H.W., Peña, J.E. & Stansly, P.A. (1996) Evaluation impact of indigenous parasitoids on populations on citrus leafminer. In: Hoy, M.A. (Ed.), *Managing the citrus leafminer. Proceedings from an International Conference*. Orlando, Florida, April 23–25, 1996, 14–15.
- Bruand d'Uzele, C.T. (1851) Tinéides. Catalogue du Doubs. (Suite). *Mémoires de la Société d'émulation du Doubs*, ser. 1, 3, (1849–1850)(5-6,), 23–68.
- Buhl, P., Falck, P., Jorgensen, B., Karsholt, O., Larsen, K. & Vilhelmsen, F. (2005) Records of Microlepidoptera from Denmark in 2004 (Lepidoptera). *Entomologiske Meddelelser*, 73 (2), 73–86.
- Buhl, O., Falck, P., Karsholt, O., Larsen, K. & Vilhelmsen, F. (2016) Records of Microlepidoptera from Denmark in 2014 (Lepidoptera). *Entomologiske Meddelelser*, 83, 88–109.
- Busck, A. (1900) New species of moths of the superfamily Tineina from Florida. *Proceedings of the United States National Museum*, 23 (1208), 225–254, pl. 1.
<https://doi.org/10.5479/si.00963801.23-1208.225>
- Busck, A. (1903) Notes on Brackenridge Clemens' types of Tineina. *Proceedings of the Entomological Society of Washington*, 5 (3), 181–220.
- Busck, A. (1906) Tineid moths from southern Texas, with descriptions of new species. *Proceedings of the United States National Museum*, 30 (1465), 721–736.
<https://doi.org/10.5479/si.00963801.30-1465.721>
- Busck, A. (1907) New American Tineina. *Proceedings of the Entomological Society of Washington*, 8 (1906), (3–4), 86–99.
- Busck, A. (1908) Book notices. Fauna Hawaiiensis, or the Zoology of the Sandwich (Hawaiian) Isles, Volume I, Part V, Microlepidoptera. By the Right Hon. Lord Walsingham: The University Press, Cambridge, 1907. *Canadian Entomologist*, 11 (4), 134–138.
- Busck, A. (1910) New Central-American Microlepidoptera introduced into the Hawaiian islands. *Proceedings of the Entomological Society of Washington*, 12 (3), 132–135.
- Busck, A. (1920) A new *Gracilaria* [sic] injurious to Avocado (Lepid.). *Canadian Entomologist*, 52, 239.
<https://doi.org/10.4039/Ent52239-10>
- Busck, A. [1934] Microlepidoptera of Cuba. *Entomologica Americana*, 13 (1933)(4), 151–217, 7 pls.
- Buszko, J., Šefrová, H. & Laštuvka, Z. (2000) Invasive species of Lithocolletinae in Europe and their spreading (Gracillariidae). *Abstracts of the 12th European Congress of Lepidopterology*, Białowieża 29.5–2.6.2000, 22–23.
- Cabezas, Y., Casanas, M.A., Fernandez, I.C., Martin, P. & Ocete, M.E. (1998) Parasitismo de *Pnigalio* sp. Schrank (Hymenoptera: Eulophidae) sobre *Phyllocnistis citrella* Stainton (Lepidoptera: Phyllocnistidae) en cítricos del área metropolitana de Sevilla. *Boletín de Sanidad Vegetal Plagas*, 24 (1), 175–181.
- CABI (2016). Centre for Agriculture and Biosciences International. Available from <http://www.cabi.org/> (accessed 15 May 2016).
- Caleca, V., Lo Verde, G. & Massa, B. (1996) Indagine su *Phyllocnistis citrella* Stainton (Lepidoptera Gracillariidae) in un limoneto della Sicilia occidentale. *Bollettino di Zoologia agraria e Bachicoltura*, 28 (2), 165–183.
- Caleca, V., Lo Verde, G., Blando, S. & Lo Verde, V. (1998) New data on the parasitism of citrus leafminer (*Phyllocnistis citrella* Stainton, Lep. Gracillariidae) in Sicily. *Bollettino di Zoologia agraria e Bachicoltura*, 30 (2), 213–222.
- Castaño, O.P., García, F.R., Trochez, A., Rojas, L., Peña, J.E. & Evans, G. (1996) Biological control of the citrus leafminer, *Phyllocnistis citrella* in Colombia. In: Hoy, M.A. (Ed.), *Managing the citrus leafminer. Proceedings from an International Conference*, Orlando, Florida, April 23–25, 1996, 76.
- Castro, M., Castillo, L., Chavez, R. & Lopez, M. (1996) Citrus leafminer management in Honduras grapefruit. In: Hoy, M.A. (Ed.), *Managing the citrus leafminer. Proceedings from an International Conference*, Orlando, Florida, April 23–25, 1996, Orlando, Florida, 77.
- Cave, R.D. (1996) Biological control of citrus leafminer in Honduras. In: Hoy, M.A. (Ed.), *Managing the citrus leafminer. Proceedings from an International Conference*, Orlando, Florida, April 23–25, 1996, 78.
- Chambers, V.T. (1871) Micro-Lepidoptera. *Canadian Entomologist*, 3 (3–12), 54–58, 84–88, 108–112, 127–130, 146–149, 161–166, 182–185, 205–209, 221–224.
- Chambers, V.T. (1875a) Tineina of the Central United States. *Cincinnati Quarterly Journal of Science*, 2 (2), 97–121.
- Chambers, V.T. (1875b) Teneina [sic] of Colorado. *Cincinnati Quarterly Journal of Science*, 2 (4), 289–305.
- Chambers, V.T. (1876) Micro-Lepidoptera. *Canadian Entomologist*, 8 (1), 18–19.
<https://doi.org/10.4039/Ent818-1>
- Chambers, V.T. (1878) Art. IV. Tineina and their foodplants. *Bulletin of the United States Geological and Geographical Survey of the Territories*, 4 (1), 107–124.
- Chambers, V.T. (1880) Descriptions of some new Tineina, with notes on a few old species. *Journal of the Cincinnati Society of Natural History*, 2 (4), 79–92, 179–194.
- Chong, A. & La Rosa, J. (1986) El minador de los frutos, una nueva plaga de los cítricos en Cuba. *Ciencia y Tecnología Agrícola*, 9, 121–126.
- Clarke, J.F.G. (1953a) A new *Porphyrosela* from Argentina (Gracillariidae; Lepidoptera). *Acta Zoologica Lilloana*, 13, 69–70.
- Clarke, J.F.G. (1953b) A new *Acrocercops* from Argentina. *Acta Zoologica Lilloana*, 13, 71–72.
- Clausen, C.P. (1927) The citrus insects of Japan. *Technical Bulletin. United States Department of Agriculture*, Washington, 15,

- Clausen, C.P. (1931) Two citrus leaf-miners of the Far East. Technical Bulletin. *United States Department of Agriculture*, Washington, 252, 1–13.
- Clemens, B. (1859) Contribution to American LepidopteroLOGY. - No. 2. *Proceedings of the Academy of Natural Sciences of Philadelphia*, 1859, 317–328.
- Clemens, B. (1860). Contribution to American LepidopteroLOGY. - No. 3. *Proceedings of the Academy of Natural Sciences of Philadelphia*, 1860, 4–10.
- Clemens, B. (1863) American Micro-Lepidoptera. *Proceedings of the Entomological Society of Philadelphia*, 2 (1), 4–14.
- Common, I.F.B. (1990) *Moths of Australia*. Melbourne University Press, Carlton, v + 535 pp.
<https://doi.org/10.1071/9780643101227>
- Conti, F., Fiscaro, R., Pedrotti, C.C. & Colazza, S. (2006) Application of biorational pesticides on nursery trees against *Phyllocnistis citrella* Stainton in Sicily: the effects on different citrus species. *IOBC/WPRS Bulletin*, 29 (3), 273–282.
- Corbett, G.H. (1928) Division of Entomology. Annual Report for 1927. *Malayan Agricultural Journal*, 16, 136–140.
- Costa, V.A., de Sá, L.A.N., LaSalle, J., de Nardo, E.A.B., Arellano, F. & Fuini, L.C. (1999) Indigenous parasitoids (hym., Chalcidoidea) of *Phyllocnistis citrella* Stainton (Lep., Gracillariidae) in Jaguariúna, Sao Paulo State, Brazil: preliminary results. *Journal of Applied Entomology*, 123 (4), 237–240.
<https://doi.org/10.1046/j.1439-0418.1999.00338.x>
- Curtis, J. (1833) *British Entomology, being illustrations and descriptions of the genera of Insects found in Great Britain and Ireland; containing Coloured Figures from Nature of the most rare and beautiful Species, and in many Instances of the Plants upon which they are found*. Vol. 6, Lepidoptera, Part 2. London, pages unnumbered.
- Danilevsky, A.S. (1955) New species of Lepidoptera, Microheterocera, injurious to trees and shrubs in Central Asia. *Entomologicheskoe Obozrenie*, 34, 108–123.
- Davis, D.R. (1994) Neotropical Microlepidoptera 25. New leaf-mining moths from Chile, with remarks on the history and composition of Phyllocnistinae (Lepidoptera: Gracillariidae). *Tropical Lepidoptera*, 5 (1), 65–75.
- Davis, D.R. & Davis, M.M. (2017) First report of the genus *Telamoptilia* from western hemisphere with description of two new species (Gracillariidae). *Journal of the Lepidopterists' Society*, 71 (4), 1–13.
<https://doi.org/10.18473/lepi.71i4.a8>
- Davis, D.R. & De Prins, J. (2011) Systematics and biology of the new genus *Macrosaccus* with descriptions of two new species (Lepidoptera, Gracillariidae). *ZooKeys*, 98, 29–82.
<https://doi.org/10.3897/zookeys.98.925>
- Davis, D.R. & Deschka, G. (2001) Biology and systematics of the North American *Phyllonorycter* leafminers on Salicaceae, with a synoptic catalog of the Palearctic species (Lepidoptera: Gracillariidae). *Smithsonian Contributions to Zoology* (614), 1–89.
<https://doi.org/10.5479/si.00810282.614>
- Davis, D.R. & Robinson, G.S. (1998) The Tineoidea and Gracillarioidea. In: Kristensen, N.P. (Ed.), *Lepidoptera, moths and butterflies. Volume 1: Evolution, systematics, and biogeography. Handbuch der Zoologie IV* (35). Walter de Gruyter, Berlin, New York, 91–117 pp.
<https://doi.org/10.1515/9783110804744.91>
- Davis, D.R. & Wagner, D.L. (2005) Biology and systematics of the Neotropical leafminer genus *Eucosmophora* (Lepidoptera: Gracillariidae). *Tropical Lepidoptera*, 13 (2002)(1–2), 1–40.
<https://doi.org/10.3897/zookeys.97.753>
- Davis, D.R. & Wagner, D.L. (2011) Biology and systematics of the New World *Phyllocnistis* Zeller leafminers of the avocado genus *Persea* (Lepidoptera, Gracillariidae). *ZooKeys*, 97, 39–73.
<https://doi.org/10.3897/zookeys.97.753>
- Davis, D.R., Kassulke, R.C., Harley, K.L.S. & Gillett, J.D. (1991) Systematics, morphology, biology, and host specificity of *Neurostrota gunniella* (Busck) (Lepidoptera: Gracillariidae), an agent for the biological control of *Mimosa pigra* L. *Proceedings of the Entomological Society of Washington*, 93 (1), 16–44.
- Davis, D.R., Mc Kay, F., Oleiro, M., Vitorino, M.D. & Wheeler, G.S. (2011) Biology and systematics of the leafmining Gracillariidae of Brazilian pepper tree, *Schinus terebinthifolius* Raddi, with descriptions of a new genus and four new species. *Journal of the Lepidopterists' Society*, 65 (2), 61–93.
<https://doi.org/10.18473/lepi.v65i2.a1>
- De Prins, J. & De Prins, W. (2018) Global Taxonomic Database of Gracillariidae (Lepidoptera). Available from <http://www.gracillariidae.net/> (accessed 20 March 2018).
- De Prins, J., Davis, D.R., De Coninck, E., Sohn, J.-C. & Triberti, P. (2013) Systematics, phylogeny and biology of a new genus of Lithocolletinae (Lepidoptera: Gracillariidae) associated with Cistaceae. *Zootaxa*, 3741 (2), 201–227.
<https://doi.org/10.11646/zootaxa.3741.2.1>
- De Prins, J., Gumovsky, A. & De Coninck, E. (2015) Discovery of a new species of *Caloptilia* (Lepidoptera: Gracillariidae) from east and central Africa with its suggested associated host (Gentianales: Rubiaceae) and natural enemies (Hymenoptera: Eulophidae). *Zootaxa*, 3957 (4), 383–407.
<https://doi.org/10.11646/zootaxa.3957.4.2>
- De Prins, J., Brito, R. & Moreira, G.R.P. (2016) An annotated taxonomic checklist of the Neotropical Gracillariidae

- (Lepidoptera) with links to the information on host plants and parasitoids. *Zootaxa*, 4158 (1), 1–51.
<https://doi.org/10.11646/zootaxa.4158.1.1>
- De Prins, W. & De Prins, J. (2005) Gracillariidae (Lepidoptera). In: Landry, B. (Ed.), *World catalogue of insects. Volume 6*. Apollo Books, Stenstrup, 502 pp.
- De Prins, W. & Groenen, F. (2001) *Phyllonorycter robiniella*, een nieuwe soort voor de Belgische fauna (Lepidoptera: Gracillariidae). *Phegea*, 29 (4), 159–160.
- Deschka, G. (1982) Nearktische *Phyllonorycter* Huebner, 1822 (Lepidoptera, Lithocolletidae). *Entomofauna, Zeitschrift für Entomologie*, 3 (17), 243–270.
- Deschka, G. (1993) Die Miniermotte *Cameraria ohridella* Deschka & Dimic eine Gefahr für die Rosskastanie *Aesculus hippocastanum* L. (Insecta, Lepidoptera, Lithocolletidae). *Linzer biologische Beiträge*, 25 (1), 141–148.
- Deschka, G. (2013) *Phyllonorycter splendidus* nov. sp. aus Mexiko (Lepidoptera: Gracillariidae). *Linzer biologische Beiträge*, 45 (1), 593–599.
- Diez, P.A. & Fidalgo, P. (2004) *Cirrospilus neotropicus* sp. n. (Hymenoptera: Eulophidae): an indigenous biocontrol agent of the citrus leafminer, *Phyllocnistis citrella* (Lepidoptera: Gracillariidae) in Argentina. *Entomological News*, 114 (2), 98–103.
- Diez, P.A., Fidalgo, P. & Frias, E. (2000) *Ageniaspis citricola* (Hymenoptera: Encyrtidae), parasitoide específico de *Phyllocnistis citrella* (Lepidoptera: Gracillariidae): introduccion y datos preliminares sobre su desempeño en la Argentina. *Acta Entomologica Chilena*, 24, 69–76.
[https://doi.org/10.1653/0015-4040\(2006\)89\[328:PDOPCL\]2.0.CO;2](https://doi.org/10.1653/0015-4040(2006)89[328:PDOPCL]2.0.CO;2)
- Diez, P.A., Peña, J. E. & Fidalgo, P. (2006) Population dynamics of *Phyllocnistis citrella* (Lepidoptera: Gracillariidae) and its parasitoids in Tafi Viejo, Tucuman, Argentina. *Florida Entomologist*, 89 (3), 328–335.
[https://doi.org/10.1653/0015-4040\(2006\)89\[328:PDOPCL\]2.0.CO;2](https://doi.org/10.1653/0015-4040(2006)89[328:PDOPCL]2.0.CO;2)
- Dimić, N., Dautbasić, M. & Magud, B. (2000) *Phyllonorycter robiniella* Clemens, nova vrsta minera lista u entomofauni Bosne i Hercegovine. *Works of the Faculty of Forestry of the University of Sarajevo*, 1, 7–15.
- Dimić, N., Spasić, R., Perić, P. & Hrnčić, S. (1997) Leafminer of agrumes—*Phyllocnistis citrella* Stainton (Lepidoptera: Phyllocnistidae), a new pest in Yugoslavia. *Zastita Bilja*, 48 (4), 225–238.
- Duarte, M. (1995) Mineira dos rebentos dos citrinos (*Phyllocnistis citrella*), uma nova praga dos sitrinos em Portugal, estratégias para os seu controlo. *Vida Rural*, 1608, 30–32.
- Duncan, R.E. & Peña, J.E. (1996) Biology and habitats of *Pnigalio minio* (Walker), a parasitoid of the citrus leafminer. In: Hoy, M.A. (Ed.), *Managing the citrus leafminer. Proceedings from an International Conference*, Orlando, Florida, April 23–25, 1996, pp. 78–79.
- Dyar, H.G. [1903]. A list of the North American Lepidoptera and key to the literature of this order of insects. *Bulletin of the United States National Museum*, 52 (1902), i–xix, 1–723.
- Eiseman, C.S., Feldman, T.S., LoPresti, E. & Palmer, M.W. (2017) First North American records of *Porphyrosela minuta* Clarke (Lepidoptera: Gracillariidae), with notes on its native congener, *P. desmodiella* (Clemens). *Proceedings of the Entomological Society of Washington*, 119 (1), 18–23.
<https://doi.org/10.4289/0013-8797.119.1.18>
- Ely, C.R. (1918) A revision of the North-American Gracillariidae [sic] from the standpoint of venation. *Proceedings of the Entomological Society of Washington*, 19B (1917) (1–4), 29–77.
- Evans, G.A. (1999) A new species of *Cirrospilus* (Hymenoptera: Eulophidae) and two new synonymes of parasitoids reared from citrus leafminer, *Phyllocnistis citrella* (Lepidoptera: Gracillariidae). *Florida Entomologist*, 82 (3), 448–453.
<https://doi.org/10.2307/3496870>
- Fabricius, J.C. (1781–1782) *Species insectorum exhibentes eorum differentias specificas, synonyma autorum, loca natalia, metamorphosin adiectis observationibus, descriptionibus*. Tom II. Impensis Carol. Ernest, Bohnii, Hamburgi et Kilonii, pp. 1–494 (1781), Appendix pp. 495–514 (1782), Index pp. 515–517 (1782).
- Fabricius, J.C. (1798) *Supplementum entomologiae systematicae*. Apud Proft et Storch, Hafniae, pp. 1–572.
- Fischer Edlen von Röslerstamm, J.E. (1834–1843) *Abbildungen zur Berichtigung und Ergaenzung der Schmetterlingskunde besonders der Microlepidopterologie als Supplement zu Treitschke's und Huebner's europaeischen Schmetterlingen, mit erläuterndem Text*. J. C. Hinrichs'schen Buchhandlung, Leipzig, pp. 1–308, 100 pls. [20 parts].
- Fitch, A. (1859) Report on the noxious, beneficial and other insects of the State of New York. *Fifth Report*, New York, pp. 47–58.
- Fletcher, T.B. (1921) Life-histories of Indian Insects. Microlepidoptera. VI. Gracillariadae [sic]. *Memoirs of the Department of Agriculture in India. Entomological Series*, 6 (1920) (1–6), 1–217, I–L pls.
- Fletcher, T.B. (1929) A list of the generic names used for Microlepidoptera. *Memoirs of the Department of Agriculture in India. Entomological Series*, 11 (i–ix), 1–244.
- Fochezato, J., Brito, R., Isaias, R.M.S., Gonçalves, G.L., Moreira, G.R.P. (2018) *Phyllocnistis hemera* sp. nov. (Lepidoptera: Gracillariidae): a new species of leaf-miner associated with *Daphnopsis fasciculata* (Thymelaeaceae) in the Atlantic Forest. *Revista Brasileira de Entomologia*, 62, 57–65.
<https://doi.org/10.1016/j.rbe.2017.11.001>
- Forbes, W.T.M. (1930) Insects of Porto Rico and the Virgin Islands. Heterocera or moths (excepting the Noctuidae, Geometridae, and Pyralididae [sic]). *Scientific Survey of Porto Rico and the Virgin Islands* 12 (1), 1–172, 2 pls.

- Forbes, W.T.M. (1931) Supplementary report on the Heterocera or moths of Porto Rico. *Journal of the Department of Agriculture of Porto Rico*, 15 (4), 339–394, 6 pls.
- Franz, H. (1996) Neue Beiträge zur Kenntnis der Pselaphidenfauna von Chile und Arhentina (Coleoptera: Pselaphidae). *Koleopterologische Rundschau*, 66, 83–146. Available from http://www.zobodat.at/pdf/KOR_66_1996_0083-0146.pdf.
- French, J.V. & Legaspi, J.C. (1996) Citrus leafminer in Texas: population dynamics, damage and control. In: Hoy, M. A. (ed.), *Managing the citrus leafminer. Proceedings from an International Conference*. Orlando, Florida, April 23–25, 1996, pp. 80.
- Frey, H. (1863) Das Tineengeschlecht *Ornix*. *Linnaea Entomologica. Zeitschrift herausgegeben von dem Entomologischen Vereine in Stettin*, 15, 1–41.
- Frey, H. & Boll, J. (1878) Tineen aus Texas. *Entomologische Zeitung, Stettin*, 39 (7–9), 249–279.
- García Mari, F., Costa Comelles, J., Vercher, R., Verdú, M.J. & Aliaga, J.L. (1996) Population trends and native parasitoids of the citrus leafminer in Valencia (Spain). In: Hoy, M.A. (Ed.), *Managing the citrus leafminer. Proceedings from an International Conference*, Orlando, Florida, April 22–25, 1996, 81.
- Garrido Vivas, A. (1995) El minador de las hojas de cítricos: estado actual y evolución futura. *Levante Agrícola*, 330, 11–21.
- Garijo, C. & García, E.J. (1994) *Phyllocnistis citrella* (Stainton, 1856) (Insecta: Lepidoptera: Gracillariidae: Phyllocnistidae) in citrus growing of Andalucía (South Spain): biology, ecology and pest control. *Boletín de Sanidad Vegetal Plagas*, 20 (4), 815–826.
- Garrido Vivas, A. (1995) *Phyllocnistis citrella* Stainton, biological aspects and natural enemies found in Spain. *IOBC/WPRS Bulletin*, 18 (5), 1–14.
- GenBank (2018) NIH genetic sequence database. Available from: <https://www.ncbi.nlm.nih.gov/genbank/> (accessed 12 October 2018)
- Godfrey, G.L., Cashatt, E.D. & Glenn, M.O. (1987) Microlepidoptera from the Sandy Creek and Illinois River Region: An annotated checklist of the suborders Dacnonypha, Monotrysia, and Ditrysia (in part) (Insecta). *Illinois Natural History Survey Special Publication*, 7, 1–44.
- Grehan, J.R., Parker, B.L., Nielsen, G.R., Miller, D.H., Hedbor, J.D., Sabourin, M. & Griggs, M.S. (1995) Moths and butterflies of Vermont (Lepidoptera). A faunal checklist. *Agricultural Experiment Station, University of Vermont. Vermont Miscellaneous Publication*, 116, i–xi, 1–95.
- Guillén M., Davis, D.R. & Heraty, J.M. (2001) Systematics and biology of a new, polyphagous species of *Marmara* (Lepidoptera: Gracillariidae) infesting grapefruit in the Southwestern United States. *Proceedings of the Entomological Society of Washington*, 103 (3), 636–654.
- Guillén, M., Luck, R.F. & Heraty, J.M. (2007) Preferred host stages, clutch size, and sex allocation by *Cirrospilus coachellae* (Hymenoptera: Eulophidae), a parasitoid of the citrus peelminer *Marmara gulosa* (Lep.: Gracillariidae) with a view to its rearing and release as a biological control agent. *Biological Control*, 40, 264–272.
<https://doi.org/10.1016/j.biocontrol.2006.09.011>
- Hagen, H.A. (1884) The types of Tineina in the collection of the museum in Cambridge, Mass. *Papilio*, 4 (9–10), 96–99, 151–154.
- Hampson, G.F. (1918) Some small families of the Lepidoptera which are not included in the key to the families in the Catalogue of Lepidoptera Phalaeanae, a list of the families and subfamilies of the Lepidoptera with their types and a key to the families. *Novitates Zoologicae*, 25, 366–394.
<https://doi.org/10.5962/bhl.part.29772>
- Handfield, L. (1997) Liste des Lépidoptères du Québec et du Labrador. *Fabriques*, 7 Supplément, 1–155.
- Hanson, P., Nishida, K. & Gómez-Laurito, J. (2014) Insect galls of Costa Rica and their parasitoids. In: Fernandes, G.W. & Santos, J.C. (Eds.), *Neotropical Insect Galls*. Springer, New York, pp. 497–518.
https://doi.org/10.1007/978-94-017-8783-3_23
- Hargrove, W.W. (1986) An annotated species list insect herbivores commonly associated with black locust, *Robinia pseudoacacia*, in the Southern Appalachians. *Entomological News*, 97, 36–40.
- Haworth, A.H. (1828) *Lepidoptera Britannica sistens digestionem novam insectorum lepidopterorum quae in Magne Britannia reperiuntur, larvarum pabulo, temporeque pascendi, expansione alarum; mensibusque volandi; synonymis atque locis observationibusque variis. Pars IV cum indice finali*. R. Taylor, London, pp. 512–609.
- Hayden, J.E., Lee, S., Passoa, S.C., Young, J.D., Landry, J.-F., Nazari, V., Mally, R., Somma, L.A. & Ahlmark, K.M. (2013) Digital Identification of Microlepidoptera on Solanaceae. USDA-APHIS-PPQ Identification Technology Program (ITP). Available from <http://idtools.org/id/leps/micro/index.php> (accessed 25 March 2018)
- Hebert, P.D.N., Dewaard, J.R., Zakharov, E.V., Prosser, S.W., Sones, J.E., McKeown, J.T., Mantle, B. & La Salle, J. (2013) A DNA 'barcode blitz': rapid digitization and sequencing of a natural history collection. *PLoS ONE*, 8 (7), 1–14.
<https://doi.org/10.1371/journal.pone.0068535>
- Heppner, J.B. (Ed.) (1984) *Atlas of Neotropical Lepidoptera. Checklist: Part 1. Micropterigoidea—Immoidea*. Dr. W. Junk Publishers, The Hague, Boston, Lancaster, 112 pp.
<https://doi.org/10.1007/978-94-009-6533-1>
- Heppner, J.B. (1993) Citrus leafminer, *Phyllocnistis citrella*, in Florida (Lepidoptera: Gracillariidae: Phyllocnistinae). *Tropical Lepidoptera*, 4 (1), 49–64.
- Heppner, J.B. (2007) Arthropods of Florida and neighbouring land areas. Volume 17. Lepidoptera of Florida. Part 1.

- Introduction and catalogue. *Florida Department of Agriculture & Consumer Services*, x+670 pp.
- Heppner, J.B. (2013) Florida Lepidoptera Biodiversity: distributions and phenologies. *Lepidoptera Novae*, 6 (2–4), 65–128.
- Heppner, J.B. & Dixon, W.N. (1995) Potential spread of *Phyllocnistis citrella* (Lepidoptera: Gracillariidae: Phyllocnistinae) in the United States. *American Entomologist*, 41 (2), 110–113.
<https://doi.org/10.1093/ae/41.2.110>
- Hering, E.M. (1958) Neue Microlepidopteren von Tucuman. *Acta Zoologica Lilloana*, 15, 303–312.
- Herrich-Schäffer, G.A.W. (1857) Sammlungen des Vereines. 5. Insecten. *Correspondenz-Blatt des zoologisch-mineralogischen Vereines in Regensburg*, 11 (1–2), 17–24, (3–5), 33–70.
- Homan, R. (2005) *Phyllocnistis citrella* (Lep.: Gracillariidae): A record of a vacated mine imported to Great Britain, December 2004. *Entomologist's Record and Journal of Variation*, 117 (2), 79.
- Horn, W. & Kahle, I. (1935–1937) Über entomologische Sammlungen, Entomologen & Entomo-Museologie. *Entomologische Beihefte*, Berlin-Dahlem, Band 2, 1–160 (December 1935), Band 3, 161–296 (October 1936), Band 4, 297–388 (August 1937).
- Hoy, M.A. (2005) Classical biological control of citrus pests in Florida and the Caribbean: interconnections and sustainability. *Second International Symposium on Biological Control of Arthropods*, Davis, Switzerland, 12–16 September 2005, 1, 237–253.
[https://doi.org/10.1653/0015-4040\(2004\)087\[0229:ACHEEI\]2.0.CO;2](https://doi.org/10.1653/0015-4040(2004)087[0229:ACHEEI]2.0.CO;2)
- Hoy, M.A. & Jessey, C. (2004) *Ageniaspis citricola* (Hymenoptera: Encyrtidae) established in Bermuda. *Florida Entomologist*, 87 (2), 229–230.
[https://doi.org/10.1653/0015-4040\(2004\)087\[0229:ACHEEI\]2.0.CO;2](https://doi.org/10.1653/0015-4040(2004)087[0229:ACHEEI]2.0.CO;2)
- Hu, B., Wang, S., Zhang, J. & Li, H. (2011) Taxonomy and biology of two seed-parasitic gracillariid moths (Lepidoptera, Gracillariidae), with description of a new species. *Zookeys*, 83, 43–56.
<https://doi.org/10.3897/zookeys.83.783>
- Huang, M.D., Cheng, D.X., Li, S.X., Mai, X.H., Tan, W.C. & Szetu, J. (1989) Studies on population dynamics and control strategy of the citrus leaf miner. *Acta Entomologica Sinica*, 32 (1), 58–67.
- Hübner, J. (1796–1838) *Sammlung europäischer Schmetterlinge. Achte Horde. Tineae Die Schaben; nach der Natur geordnet, beschrieben und vorgestellt*. J. Hübner Verlag, Augsburg, 1–78, pls. 1–71.
- Hübner, J. (1806) *Tentamen determinationis digestionis atque denominationis singularum stirpium lepidopterorum peritis ad inspiciendum et dijudicandum communicatum*. J. Hübner Verlag, Augsburg, 3 pp.
- Hübner, J. (1816–1826) *Verzeichniss bekannter Schmettlinge* [sic]. J. Hübner Verlag, Augsburg, pp. 1–431, pls. 1–72.
- Hübner, J. (1822) *Systematisches-alphabetisches Verzeichniss aller bisher bey den Fürbildungen zur Sammlung europäischer Schmetterlinge angegebenen Gattungsbennungen; mit Vorbemerkung auch augsburgischer Gattungen*. J. Hübner Verlag, Augsburg, pp. i–vi, 1–81.
<https://doi.org/10.5962/bhl.title.48605>
- Huemer, P., Deutsch, H., Habeler, H. & Lichtenberger, F. (1992) Neue und bemerkenswerte Funde von Kleinschmetterlingen in Österreich. *Bericht des naturwissenschaftlich-medizinischen Vereins in Innsbruck*, 79, 199–202.
- ICZN (1926) International Commission on Zoological Nomenclature. Opinions rendered by the International Commission on Zoological Nomenclature. Opinion 97. Did Hübner's Tentamen, 1806, create monotypic genera? *Smithsonian Miscellaneous Collections*, 73 (4), 19–30.
- ICZN (1970) International Commission of Zoological Nomenclature. Gracillariidae (correction of Gracillariidae) Stainton 1854, placed on Official List of family-Group names in Zoology. *Opinions and declarations rendered by the International Commission on Zoological Nomenclature. Opinion 912. Bulletin of Zoological Nomenclature*, 27, 27.
- INIAP (1995). Instituto Nacional de Investigaciones Agropecuarias. Available from <http://www.iniap.gob.ec/> (accessed 15 May 2016).
- Ito, T., Shibata, T., Shimohara, K. & Kawachi, K. (1982) Characteristic of fenvalerate in controlling the citrus leaf miner *Phyllocnistis citrella* Stainton (Lepidoptera, Gracillariidae). *Applied Entomology and Zoology*, 17 (2), 284–286.
<https://doi.org/10.1303/aez.17.284>
- Janse, A.J.T. (1917) *Check-List of the South African Lepidoptera Heterocera*. The Transvaal Museum, Buckley & Van Duyn Printers, Pretoria, xii + 219 pp.
<https://doi.org/10.5962/bhl.title.9002>
- Jerraya, A., Khedder Boulahia, S., Jrad, F. & Fezzani, M. (1996) La mineuse des agrumes en Tunisie: Bio-écologie et méthode de lutte. *Document Technique*, Tunis, Tunisia, 1–20.
- Kalaitzaki, A., Lykouressis, D. & Michelakis, S. (1997) Parasitoids of *Phyllocnistis citrella* Stainton in citrus orchards in the area of Chania, Crete. *7th National Entomological Meeting*, 21–24 October 1997, Kavala, Greece, pp. 82.
- Kamijo, K. (1990a) Descriptions of five new species of Achrysocharoides (Hymenoptera: Eulophidae) from Japan, with notes on species groups. *Akitu*, N. S., 119, 1–15.
- Kamijo, K. (1990b) Notes on *Pleurotroppopsis* (Hymenoptera, Eulophidae) and its allied genera, with descriptions of four new species from Japan. *Japanese Journal of Entomology*, 58 (4), 816–826.
- Kawahara, A.Y., Nishida, K. & Davis, D.R. (2009) Systematics, host plants, and life histories of three new *Phyllocnistis* species from the central highlands of Costa Rica (Lepidoptera, Gracillariidae, Phyllocnistinae). *ZooKeys*, 27, 7–30.
<https://doi.org/10.3897/zookeys.27.250>

- Kawahara, A.Y., Plotkin, D., Ohshima, I., Lopez-Vaamonde, C., Houlihan, P.R., Breinholt, J.W., Kawakita, A., Lei Xiao, Regier, J.C., Davis, D.R., Kumata, T., Jae-Cheon Sohn, J.-C., De Prins, J. & Mitter, C. (2017) A molecular phylogeny and revised higher-level classification for the leaf-mining moth family Gracillariidae and its implications for larval host use evolution. *Systematic Entomology*, 42 (1), 60–81.
<https://doi.org/10.1111/syen.12210>
- Kawakita, A. & Kato, M. (2009) Repeated independent evolution of obligate pollination mutualism in the Phyllanthaceae-*Epicephala* association. *Proceedings of the Royal Society, series B Biological Sciences*, 276 (1656), 417–426.
<https://doi.org/10.1098/rspb.2008.1226>
- Kawakita, A. & Kato, M. (2016) Revision of the Japanese species of *Epicephala* Meyrick with descriptions of seven new species (Lepidoptera, Gracillariidae). *ZooKeys*, 568, 87–118.
<https://doi.org/10.3897/zookeys.568.6721>
- Kharrat, S. & Jerraya, A. (2005) Rearing parasitoids by mass production of citrus leafminer larvae, *Phyllocnistis citrella* (Lepidoptera: Gracillariidae). *Entomologia Generalis*, 28 (2), 115–120.
- Kim, S., Kaila, L. & Lee, S. (2016) Evolution of larval life mode of Oecophoridae (Lepidoptera: Gelechioidea) inferred from molecular phylogeny, *Molecular Phylogenetics and Evolution*,
<https://doi.org/10.3897/zookeys.568.6721>
- Kollar, V. (1832) Systematisches Verzeichnis der Schmetterlinge im Erzherzogthum Oestreich. *Beitrag zur Landeskunde Oestreichs unter der Enns*, 2, 98.
- Kumata, T. (1966) Descriptions of twenty new species of the genus *Caloptilia* Hübner from Japan including Ryukyu Islands (Lepidoptera: Gracillariidae). *Insecta Matsumurana*, 29 (1), 1–21, 20 pls.
- Kumata, T. (1982) A taxonomic revision of the *Gracillaria* group occurring in Japan (Lepidoptera: Gracillariidae). *Insecta Matsumurana, New Series*, 26, 1–186.
- Kumata, T., Kuroko, H. & Ermolaev, V.P. (1988) Japanese species of the *Acrocercops*-group (Lepidoptera: Gracillariidae). *Insecta Matsumurana, New Series*, 38, 1–111.
- Kumata, T. (1998) Japanese species of the subfamily Oecophyllembiinae Réal et Balachowsky (Lepidoptera: Gracillariidae), with descriptions of a new genus and eight new species. *Insecta Matsumurana, New Series*, 54, 77–131.
- Kuznetsov, V.I. (1979a) A review of the genera of Gracillariidae (Lepidoptera) of the Palaearctic fauna. *Entomologicheskoe Obozrenie*, 58 (4): 835–856.
- Kuznetsov, V.I. (1979b) New miner-moths (Lepidoptera, Gracillariidae) from the Asiatic part of the USSR. In: New species of insects from the Asiatic part of the USSR. *Trudy Zoologicheskogo Instituta, Akademija Nauk SSSR*, 88, 77–84.
- Kuznetsov, V.I. & Baryshnikova, S.V. (2001) A review of Palaearctic genera of the gracillariid moths (Lepidoptera, Gracillariidae), with description of a new subfamily Ornixolinae Kuznetsov et Baryshnikova, subfam. n. *Entomologicheskoe Obozrenie*, 80 (1), 96–120.
- Kuznetsov, V.I. & Baryshnikova, S.V. (2004) Evolutionary-morphological approach to the systematics of leafminers of the genus *Phyllonorycter* Hbn. (Lepidoptera, Gracillariidae) with account of species feeding specialization. *Entomologicheskoe Obozrenie*, 83 (3), 625–639.
- Kuznetsov, V.I. & Baryshnikova, S.V. (2006) Systematics of the gracillariid moth genus *Phyllonorycter* Hübner (Lepidoptera, Gracillariidae) trophically associated with plants of the family Ulmaceae. *Entomologicheskoe Obozrenie*, 85 (3), 618–631.
- Kuznetsov, V.I. & Stekolnikov, A.A. (2001) *New approaches to the system of Lepidoptera of world fauna*. Nauka, St. Petersburg, 462 pp.
- Landry, B. (2006) The Gracillariidae (Gracillarioidea) of the Galápagos Islands, Ecuador, with notes on some of their relatives. *Revue suisse de Zoologie*, 113 (3), 437–485.
<https://doi.org/10.5962/bhl.part.80359>
- Landry, B. & Roque-Albelo, L. (2006) Citrus leafminer *Phyllocnistis citrella* Stainton (Lepidoptera, Gracillariidae) reaches Galápagos. *Galápagos Research*, 64, 10–11.
- LaSalle, J. & Peña, J.E. (1997) A new species of *Galeopsomyia* (Hymenoptera: Eulophidae: Tetrastichinae): a fortuitous parasitoid of the citrus leafminer, *Phyllocnistis citrella* (Lepidoptera: Gracillariidae). *Florida Entomologist*, 80 (4), 461–470.
<https://doi.org/10.2307/3495611>
- Leal, W.S., Parra-Pedrazzoli, A.L., Cosse, A.A., Murata, Y., Bento, J.M.S., Vilela, E.F. (2006) Identification, synthesis and field evaluation of the sex pheromone from the citrus leafminer, *Phyllocnistis citrella*. *Journal of Chemical Ecology*, 32 (1), 155–168.
<https://doi.org/10.1007/s10886-006-9358-7>
- Lees, D.C., Kawahara, A.Y., Rougerie, R., Ohshima, I., Kawakita, A., Bouteleux, O., De Prins, J. & Lopez-Vaamonde, C. (2014) DNA barcoding reveals a largely unknown fauna of Gracillariidae leaf-mining moths in the Neotropics. *Molecular Ecology Resources*, 14, 286–296.
<https://doi.org/10.1111/1755-0998.12178>
- Legaspi, J.C., French, J.V., Schauf, M.E. & Woolley, J.B. (1999) The citrus leafminer *Phyllocnistis citrella* (Lepidoptera: Gracillariidae) in South Texas: incidence and parasitism. *Florida Entomologist*, 82 (2), 305–316.
<https://doi.org/10.2307/3496584>
- Leraut, P. (1997) Liste systématique et synonymique des lépidoptères de France, Belgique et Corse (deuxième édition).

Alexanon Supplément, 1–526.


- Li, H. & Zhang, Z. (2016) Five species of the genus *Epicephala* Meyrick, 1880 (Lepidoptera: Gracillariidae) from China. *Zootaxa*, 4084 (3), 391–405.
<https://doi.org/10.11646/zootaxa.4084.3.5>
- Linnaeus, C. (1758) *Systema Naturae per Regna Tria Naturae, secundum Classes, Ordines, Genera, Species, cum characteribus, differentiis, synonymis, locis*. Tomus 1. Editio Decima, Reformata. Laurentii Salvii, Holmiae, pp. i–iv, 1–824.
- Logvinovskaya, T.V. (1983) A new species of encyrtids of the genus *Ageniaspis* Dahlbom, 1857 (Hymenoptera, Encyrtidae) from Viet Nam. *Entomologicheskoe Obozrenie*, 62 (3), 610–611.
- Lopes-Vaamonde, C., Wikström, N., Labandeira, C., Godfray, H.C.J., Goodman, S.J. & Cook J.M. (2006) Fossil-calibrated molecular phylogenies reveal that leaf-mining moths radiated millions of years after their host plants. *Journal of Evolutionary Biology*, 19 (4), 1314–1326.
<https://doi.org/10.1111/j.1420-9101.2005.01070.x>
- Lower, O.B. (1923) Descriptions of new Australian Lepidoptera. *Transactions and Proceedings of the Royal Society of South Australia*, 47, 54–57.
- Mafi, S.A. & Ohbayashi, N. (2004) Seasonal prevalence of the citrus leafminer, *Phyllocnistis citrella* Stainton (Lepidoptera: Gracillariidae) and its parasitoids in controlled and uncontrolled *Citrus iyo* groves in Ehime Prefecture, Japan. *Applied Entomology and Zoology*, 39 (4), 597–601.
<https://doi.org/10.1303/aez.2004.597>
- Mafi, S.A. & Ohbayashi, N. (2006) Toxicity of insecticides to the citrus leafminer, *Phyllocnistis citrella*, and its parasitoids, *Chrysocharis pentheus* and *Sympiesis striatipes* (Hymenoptera: Eulophidae). *Applied Entomology and Zoology*, 41 (1), 33–39.
<https://doi.org/10.1303/aez.2006.33>
- Maier, C.T. (1988) Gracillariid hosts of *Sympiesis marylandensis* (Hymenoptera: Eulophidae) in New England. *Annals of the Entomological Society of America*, 81 (5), 728–732.
<https://doi.org/10.1093/aesa/81.5.728>
- Maita-Maita, J., Huanca, W. & Vargas, H.A. (2015) First remarks on genetic variation of the little known leaf miner *Angelabella tecomae* Vargas & Parra (Gracillariidae) in the Atacama Desert of Northern Chile. *Journal of the Lepidopterists' Society*, 69 (3), 192–196.
<https://doi.org/10.18473/lepi.69i3.a6>
- Malausa, J.C., Quilici, S. & Brun, P. (1996) Status and first studies on the citrus leafminer in France: Azur coast, Corsica and Reunion Island. In: Hoy, M. A. (Ed.) *Managing the citrus leafminer. Proceedings from an International Conference*. Orlando, Florida. April 23–25, 1996, pp. 88.
- Mann, J. (1969) Cactus-feeding insects and mites. *United States National Museum Bulletin*, 256, x + 158 pp.
- Martín Santana, P., Pardo, C., Ramírez, J.L. & Ocete, M.E. (1996) Distribución espacial de *Phyllocnistis citrella* Stainton (Lepidoptera: Phyllocnistidae) en cítricos de la provincia de Sevilla. *Boletín de Sanidad Vegetal Plagas*, 22 (1), 125–132.
- Mello García, F.R., Carabagielle, M.C., de Sa, L.A.N. & Campos, J.V. (2001) Natural parasitism of *Phyllocnistis citrella* Stainton, 1856 (Lepidoptera, Gracillariidae Phyllocnistinae) in western region of Santa Catarina State, Brazil. *Revista Brasileira de Entomologia*, 45 (2), 139–143.
- Meyrick, E. (1886) Descriptions of Lepidoptera from the South Pacific. *Transactions of the Entomological Society of London*, 1886 (3), 189–296.
<https://doi.org/10.1111/j.1365-2311.1886.tb01626.x>
- Meyrick, E. (1894) On a collection of Lepidoptera from Upper Burma. *Transactions of the Entomological Society of London*, 1894, 1–30.
- Meyrick, E. (1897) Descriptions of Australian Micro-Lepidoptera. XVII. Elachistidae. *Proceedings of the Linnean Society of New South Wales*, 22, 297–435.
<https://doi.org/10.5962/bhl.part.12726>
- Meyrick, E. (1912a) *Exotic Microlepidoptera* (Marlborough), 1 (1), 1–32.
- Meyrick, E. (1912b) Lepidoptera Heterocera (Tineae). Fam. Gracillariidae. In: Wytzman, P. (Ed.), *Genera Insectorum. Fascicule 128*. V. Verteneuil & L. Desmet, Imprimeurs-Éditeurs, pp. 1–36, pl. 1.
- Meyrick, E. (1912c) Adelidae, Micropterygidae, Gracillariidae. In: Wagner, H. (Ed.), *Lepidopterorum Catalogus Pars 6*. W. Junk, Berlin, pp. 1–68.
<https://doi.org/10.5962/bhl.title.122538>
- Meyrick, E. (1915a) *Exotic Microlepidoptera* (Marlborough), 1 (11), 321–352.
- Meyrick, E. (1915b) Descriptions of South American Micro-Lepidoptera. *Transactions of the Entomological Society of London*, 1915 (2), 201–256.
<https://doi.org/10.1111/j.1365-2311.1915.tb02527.x>
- Meyrick, E. (1918) *Exotic Microlepidoptera* (Marlborough), 2 (6), 161–192.
- Meyrick, E. (1920) *Exotic Microlepidoptera* (Marlborough), 2 (10), 289–320.
- Meyrick, E. (1921) *Exotic Microlepidoptera* (Marlborough), 2 (15), 449–480.
- Meyrick, E. (1924) *Exotic Microlepidoptera* (Marlborough), 3 (3), 65–96.

- Meyrick, E. (1926) *Exotic Microlepidoptera* (Marlborough), 3 (9), 257–288.
- Meyrick, E. (1928) *Exotic Microlepidoptera* (Marlborough), 3 (13), 385–416.
- Meyrick, E. (1931a) Micro-Lepidoptera from South Chile and Argentina. *Anales del Museo Nacional de Historia Natural de Buenos Aires*, 36, 377–415.
- Meyrick, E. (1931b) *Exotic Microlepidoptera* (Marlborough), 4 (2), 33–64.
- Meyrick, E. (1932) *Exotic Microlepidoptera* (Marlborough), 4 (9), 257–288.
- Meyrick, E. (1936) *Exotic Microlepidoptera* (Marlborough), 5 (1–2), 1–64.
- Mineo, G., Rizzo, M., Massa, B. & Mineo, N. (1998) On the control of *Phyllocnistis citrella* Stainton (Lepidoptera: Gracillariidae) by selective insecticides and by manipulation of indigenous natural antagonists. *Bollettino di Zoologia agraria e Bachicoltura*, (Ser. II) 30 (2), 197–206.
- Morakote, R. & Nanta, P. (1996a) Managing the citrus leafminer in Thailand. In: Hoy, M.A. (Ed.), *Managing the citrus leafminer. Proceedings from an International Conference*. Orlando, Florida. April 23–25, 1996, 30–33.
- Morakote, R. & Nanta, P. (1996b) Natural enemies of citrus leafminer, *Phyllocnistis citrella* Stainton in Thailand. In: Hoy, M. A. (Ed.) *Managing the citrus leafminer. Proceedings from an International Conference*, Orlando, Florida. April 23–25, 1996, 90.
- Moreira, G.R.P., Pollo, P., Brito, R., Lopes Gonçalves, G. & Vargas, H.A. (2018) *Cactivalva nebularia*, gen. et sp. nov. (Lepidoptera: Gracillariidae): a new *Weinmannia* leaf miner from southern Brazil. *Austral Entomology*, 57, 62–76. [Released online 9 February 2017] <http://doi.org/10.1111/aen.12267>
- Morris, F.O. (1870) *A Natural History of British Moths. Vol. 4*. Longman, Green, Reader and Dyer, London, pp. 1–304.
- Mundaca, E.A., Parra, L.E. & Vargas, H.A. (2013a) A new genus and species of leaf miner (Lepidoptera, Gracillariidae) for Chile associated to the native tree *Lithraea caustica*. *Revista Brasileira de Entomologia*, 57 (2), 157–164. <https://doi.org/10.1590/S0085-56262013005000012>
- Mundaca, E.A., Parra, L.E. & Vargas, H.A. (2013b) A replacement name for *Hualpenia* Mundaca, Parra & Vargas (Lepidoptera, Gracillariidae). *Revista Brasileira de Entomologia*, 57 (3), 353. <https://doi.org/10.1590/S0085-56262013000300017>
- Murtfeldt, M.E. (1881) New species of Tineidae. *Canadian Entomologist*, 13, 242–246. <https://doi.org/10.4039/Ent13242-12>
- Neale, C., Smith, D., Beattie, G.A.C. & Miles, M. (1995) Importation, host specificity testing, rearing and release of three parasitoids of *Phyllocnistis citrella* Stainton (Lepidoptera: Gracillariidae) in eastern Australia. *Journal of the Australian entomological Society*, 34 (4), 343–348. <https://doi.org/10.1111/j.1440-6055.1995.tb01352.x>
- Netoiu, C. (2003) O noua molie miniera la salcămul din România—*Phyllonorycter robiniella* Clemens 1859 (Lepidoptera: Gracillariidae). *Muz. Olteniei Craiova, Studii si comunicari, Stiintele Naturii*, 19, 154–156.
- Nielsen, M.C. (1998) Preliminary list of Michigan moths: the Microlepidoptera. *Newsletter of the Michigan Entomological Society*, 43 (4), 1, 4–14.
- Noreika, R. (2008) *Phyllonorycter robiniella* (Clemens, 1859) (Lepidoptera: Gracillariidae)—a new species for the Lithuanian fauna. *New and Rare for Lithuania Insect Species*, 19 (2007), 35–38.
- Novák, I. & Liška, J. (1997) Katalog der Fälder Böhmens. *Klapalekiana*, 33 Suppl., 1–159.
- Noyes, J.S. (2017) Universal Chalcidoidea Database. Natural History Museum. Available from <http://www.nhm.ac.uk/our-science/data/chalcidoids/> (accessed 22 March 2018).
- Nye, I.W.B. & Fletcher, D.S. (1991) *The generic names of moths of the World. 6. Microlepidoptera*. Natural History Museum Publications, London, pp. i–xxix, 1–368.
- Olivella, E. (2002) *Phyllonorycter robiniella* (Clemens, 1859) arriba a la península Ibèrica (Lepidoptera: Gracillariidae). *Butlletí de la Societat catalana de Lepidopterologia*, 87 (2001), 35–38.
- Ortu, S., Delrio, G. & Lentini, A. (1995) La minatrice serpentina degli agrumi in Italia: *Phyllocnistis citrella* Stainton (Lep.: Gracillariidae: Phyllocnistinae). *Informatore Fitopatologico*, 45 (3), 38–41.
- Palmer, W.A. & Pullen, K.R. (1995) The phytophagous arthropods associated with *Lantana camara*, *L. hirsuta*, *L. urticifolia* and *L. urticoides* (Verbenaceae) in North America. *Biological Control*, 5, 54–72. <https://doi.org/10.1006/bcon.1995.1007>
- Park, K.T. (1983) Microlepidoptera of Korea. *Insecta Koreana*, ser. 3, 1–189, pls. 1–2.
- Pastrana, J.A. (1960) Una especie nueva de "Lyonetiidae" de la Argentina (Lepidoptera). *Acta Zoologica Lilloana*, 17 (1959), 217–219, 2 figs
- Perales-Gutierrez, M.A., Arredondo-Bernal, H.C., Garza-Gonzales, E. & Aguirre-Uribe, L.A. (1996) Native parasitoids of citrus leafminer *Phyllocnistis citrella* Stainton in Colima, Mexico. *Southwestern Entomologist, College Station*, 21 (3), 349–350.
- Pereira, C.M., Silva, D.S., Gonçalves, G.L., Vargas, H.A. & Moreira, G.R.P. (2017) A new species of *Leurocephala* Davis & Mc Kay (Lepidoptera, Gracillariidae) from the Azapa Valley, northern Chilean Atacama Desert, with notes on life history. *Revista Brasileira de Entomologia*, 61, 6–15. <https://doi.org/10.1016/j.rbe.2016.11.003>
- Perovic, T. & Hrnčić, S. (2008) The control of citrus leaf miner *Phyllocnistis citrella* Stainton with bioinsecticides. *IOBC/*


- WPRS Bulletin*, 38, 191–194.
- Pohl, G.R., Cannings, R.A., Landry, J.-F., Holden, D.G. & Scudder, G.G.E. (2015) Checklist of the Lepidoptera of British Columbia, Canada. *Entomological Society of British Columbia, Occasional paper No. 3*, 294 pp.
- Popescu-Gorj, A. (1992) Le catalogue des types de lépidoptères gardés dans les collections du muséum d'histoire naturelle "Grigore Antipa" (Bucarest) (Fam. Micropterigidae–Pterophoridae). *Travaux du Muséum d'Histoire Naturelle "Grigore Antipa"*, 32, 131–184.
- Powell, J.A. & Opler, P.A. (2009) *Moths of Western North America*. University of California Press, Berkeley, Los Angeles, London, 369 pp.
<https://doi.org/10.1525/california/9780520251977.001.0001>
- Prathapan, D.K., Pethiyagoda, R., Bawa, K.S., Raven, P.H., Rajan, P.D. and 172 co-signatories from 35 countries. When the cure kills—CBD limits biodiversity research. National laws fearing biopiracy squelch taxonomy studies. *Science*, 360, 6396, 1405–1406.
- Quilici, S., Franck, A., Vincenot, D. & Montagneux, B. (1995) Un nouveau ravageur des agrumes à la Réunion, la mineuse *Phyllocnistis citrella* Stainton. PHYTOMA, la défense des cultures, 1174, 37–40.
- Réal, P. & Balachowsky, A.S. (1966) Famille des Gracillariidae (= Lithocolletidae). In: Balachowsky, A.S. (Ed.), *Entomologie appliquée à l'agriculture. Tome 2. Lépidoptères*. Masson et Cie éditeurs, Paris, pp. 309–335.
- Reina, P. & LaSalle, J. (2004) Two new species of *Quadrastichus* Girault (Hymenoptera: Eulophidae): parasitoids of the leafminers *Phyllocnistis citrella* Stainton (Lepidoptera: Gracillariidae) and *Liriomyza trifolii* (Burgess) (Diptera: Agromyzidae). *Journal of Hymenoptera Research*, 13 (1), 108–119.
- Robinson, G.S., Ackery, P.R., Kitching, I.J., Beccaloni, G.W. & Hernández, L.M. (2002) Hostplants of the moth and butterfly caterpillars of America North of Mexico. *Memoirs of the American Entomological Institute*, 69, 1–824.
- Robinson, G.S., Ackery, P.R., Kitching, I.J., Beccaloni, G.W. & Hernández, L.M. (2010) HOSTS - A Database of the World's Lepidopteran Hostplants. Natural History Museum. Available from <http://www.nhm.ac.uk/our-science/data/hostplants/> (accessed 02 November 2017).
- Romeijn, G. (1997) Interceptions of *Phyllocnistis citrella*. *Verslagen en Mededelingen van de plantenziektenkundige Dienst*, 186, 48.
- Ruíz-Cancino, E. & Mateos-Crespo, R. (1996) *Phyllocnistis citrella* Stainton parasites in Northern Veracruz, Mexico. In: Hoy, M.A. (Ed.) *Managing the citrus leafminer. Proceedings from an International Conference*. Orlando, Florida, April 23–26, 1996, 96.
- Ruíz-Cancino, E., Martínez- Bernal, C., Coronado-Blanco, J.M., Mateos-Crespo, J.R. & Peña, J.E. (2001) Himenopteros parasitoides *Phyllocnistis citrella* Stainton (Lepidoptera: Gracillariidae) en Tamaulipas y norte de Veracruz, Mexico, con una clave para las especies. *Folia Entomologica Mexicana*, 40 (1), 83–91.
- Schauff, M.E. (1998) New Eulophidae (Hymenoptera) reared from citrus leafminer, *Phyllocnistis citrella* Stainton (Lepidoptera: Gracillariidae). *Proceedings of the Entomological Society of Washington*, 100 (2), 256–260.
- Schauff, M.E., LaSalle, J. & Wijesekara, G.A. (1998) The genera of chalcid parasitoids (Hymenoptera: Chalcidoidea) of citrus leafminer *Phyllocnistis citrella* Stainton (Lepidoptera: Gracillariidae). *Journal of Natural History*, 32 (7), 1001–1056.
<https://doi.org/10.1080/00222939800770521>
- Seljak, G. (1995) *Phyllonorycter robiniella* (Clemens) še en nov listni zavrtac robinije v Sloveniji. *Gozdarski vestnik*, 53, 78–82.
- Sharp, D. (1907) Fauna Hawaiiensis or the Zoology of the Sandwich (Hawaiian) Isles. *Fauna Hawaiiensis*, 1(5), 469–759, pls. 10–25.
- Shiraki, T. (1913) Investigations upon general insect pests. *Formosa Agricultural Experiment Station, Special Report*, 8, 670 pp.
- Silvestri, F. (1908) Descrizione e prime notizie biologiche dell'Ecofillembio dell'Olivio (*Oecophyllembius neglectus*), nuovo genere di Lepidotteri minatore allo stato di larva delle foglie dell'olivo. *Bollettino del Laboratorio di Zoologia generale e agraria della Facoltà agraria in Portici*, 2, 194–216.
- Smith, D. & Beattie, G.A.C. (1996) Australian citrus IPM and citrus leafminer. In: Hoy, M.A. (Ed.), *Managing the citrus leafminer. Proceedings from an International Conference*. Orlando, Florida, April 23–25, 1996, pp. 34–46.
- Smith, J.M. & Hoy, M.A. (1995) Rearing methods for *Ageniaspis citricola* (Hymenoptera, Encyrtidae) and *Cirrospilus quadristriatus* (Hymenoptera, Eulophidae) released in a classical biological control program for the citrus leafminer *Phyllocnistis citrella* (Lepidoptera, Gracillariidae). *Florida Entomologist*, 78 (4), 600–608.
<https://doi.org/10.2307/3496045>
- Snyers, C. (2007) *Phyllocnistis citrella* (Lepidoptera: Gracillariidae), een nieuwe, adventieve soort voor de lijst van Belgische Lepidoptera. *Phegea*, 35 (4), 144–146.
- Spuler, A. (1901–1910) *Die Schmetterlinge Europas*. Mit über 3500 Figuren auf 95 Tafeln und 505 Abbildungen im Text. 3. Auflage von Prof. E. Hofmann's Werk: Die Groß-Schmetterlinge Europas. 4 Vols. Schweizerbarthsche Verlagshandlung, Stuttgart, pp. Vol. 1: A–D, i–cxxxviii, 1–385, Vol. 2: 1–523, Vol. 3: pl. 1–91, Vol. 4: pl. 1–49 + Nachtrag pls. 1–10.
- Stainton, H.T. (1850) On *Ornix Meleagripennella* and its allies; a group of Lepidoptera, Family Tineidae. *Transactions of the Entomological Society of London, n.s. (series 2)*, 1 (3), 86–96.
<https://doi.org/10.1111/j.1365-2311.1850.tb02487.x>
- Stainton, H.T. (1854) Lepidoptera: Tineina. In: *Insecta Britannica. Vol. 3*. Lovell Reeve, London, pp. i–viii, 1–313, pls. 1–10.

- Stainton, H.T. (1856) Descriptions of three species of Indian Micro-Lepidoptera. *Transactions of the Entomological Society of London, New Series* (ser. 2), 3 (8), 301–304.
- Swezey, O.H. & Bryan, E.H. (1929) Further notes on the forest insects of Molokai. *Proceedings of the Hawaiian Entomological Society*, 7 (2), 293–314.
- Takeuchi, K. & Ohbayashi, T. (2006) A list of moths of the Ogasawara (Bonin) Islands with complete references. *Japan Heterocerists' Journal*, 237, 215–225.
- Tomov, R. (2003) *Phyllonorycter robiniella* (Clemens, 1859) (Lepidoptera, Gracillariidae), a new pest on black locust *Robinia pseudoacacia* L. in Bulgaria. *Proceedings scientific papers. The 50th anniversary of University of Forestry, Sofia*, 105–107.
- Treitschke, F. (1833) *Die Schmetterlinge von Europa*. Neunter Band. Zweyte Abtheilung. Schaben. Geistchen. G. *Hypsolopha-Orneodes*. Ernst Fleischer, Leipzig, pp. 1–294.
- Turner, A.J. (1940) A revision of the Australian Gracillariidae [sic] (Lepidoptera). *Transactions and Proceedings of the Royal Society of South Australia*, 64 (1), 50–69.
- Tutt, J.W. (1900) *A natural history of the British Lepidoptera. Volume II*. Swan Sonnenheim & Co., London, 584 pp.
- Ujiye, T. (1996) Parasitoid fauna of the citrus leafminer in Japan, Taiwan and Thailand. In: Hoy, M.A. (Ed.), *Managing the citrus leafminer. Proceedings from an International Conference*. Orlando, Florida, April 23–25, 1996, 100.
- Ujiye, T. & Morakote, R. (1992) Parasitoids of the Citrus Leafminer, *Phyllocnistis citrella* Stainton (Lepidoptera: Phyllocnistidae) in Thailand. *Japanese Journal of Applied Entomology and Zoology*, 36 (4), 253–255.
<https://doi.org/10.1303/jjaez.36.253>
- Urbaneja, A., Llácer, E., Tomás, O., Garrido Vivas, A. & Jacas, J.-A. (2000) Indigenous natural enemies associated with *Phyllocnistis citrella* (Lepidoptera: Gracillariidae) in Eastern Spain. *Biological Control*, 18 (3), 199–207.
<https://doi.org/10.1006/bcon.2000.0830>
- Uygun, N., Karaca, I., Aytas, M., Yumruktepe, R., Yigit, A., Ulusoy, M.R., Kersting, U., Tekeli, N.Z. & Canhilal, R. (1995) A serious citrus pest: Citrus leafminer *Phyllocnistis citrella* Stainton (Lepidoptera: Gracillariidae). *Türkiye Entomoloji Dergisi*, 19 (4), 247–252.
- Valeyeva, N.G. (2002) The citrus leafminer, *Phyllocnistis citrella* Stainton (Lepidoptera: Gracillariidae: Phyllocnistinae), a new species for Ukraine. *Izvestiya Kharkovskogo Entomologicheskogo Obshchestva*, 9 (1–2), 283–286.
- van Deventer, W. (1904) Over de ontwikkelingstoestanden van eenige Microlepidoptera van Java. *Tijdschrift voor Entomologie*, 46 (1903) (2), 79–89, pls 9–10.
- Vargas, H. (2010) *Angelabella tecomae* (Lepidoptera: Gracillariidae): an exotic hostplant in northern Chile and first record from Peru. *Revista Colombiana de Entomologia*, 36 (2), 340–341.
- Vargas, H.A. & Landry, B. (2005) A new genus and species of Gracillariidae (Lepidoptera) feeding on flowers of *Acacia macracantha* Willd. (Mimosaceae) in Chile. *Acta Entomologica Chilena*, 29 (1), 47–57.
- Vargas, H.A. & Parra, L.E. (2005) Un nuevo genero y una nueva especie de Oecophyllembiinae (Lepidoptera: Gracillariidae) de Chile. *Neotropical Entomology*, 34 (2), 227–233.
<https://doi.org/10.1590/S1519-566X2005000200011>
- Vargas, H.A., Vargas-Ortiz, M., Huanca-Mamani, W. & Bobadilla, D. (2013) First record of *Acrocercops serrigera serrigera* Meyrick (Lepidoptera: Gracillariidae) from Chile. *Neotropical Entomology*, 42, 112–114.
<https://doi.org/10.1007/s13744-012-0089-x>
- Vargas, O.H., Bobadilla, G.D., Jiménez, R.M. & Vargas, H.C. (1998) Algunas características biológicas del minador foliar de los cítricos, *Phyllocnistis citrella* Stainton (Lepidoptera: Gracillariidae: Phyllocnistinae), observadas en el valle de Azapa, I-Región. *Idesa*, 15, 65–75.
- Vargas-Ortiz, M., Gonçalves, G.L., Huanca-Mamani, W., Vargas, H.A. & Moreira, G.R.P. (2018) Taxonomic description, natural history and genetic structure of *Caloptilia guacanivora* sp. nov. (Lepidoptera: Gracillariidae) in the Atacama Desert. *Austral Entomology* (early online).
<https://doi.org/10.1111/aen.12351>
- Vári, L. (1961) South African Lepidoptera. Vol. I. Lithocolletidae. *Transvaal Museum Memoir*, 12, 1–238, 112 pls.
- Vercher, R., García Mari, F., Costa Comelles, J., Marzal, C. & Granda, C. (2000) Importación y establecimiento de parásitos del minador de hojas de cítricos *Phyllocnistis citrella* (Lepidoptera: Gracillariidae). *Boletín de Sanidad Vegetal Plagas*, 26, 577–591.
- Vieira, V. (1997) Lepidoptera of the Azores Islands. *Boletim do Museu Municipal do Funchal (História Natural)*, 49 (273), 5–76.
- Viggiani, G. & Giorgini, M. (1995) Prima segnalazione di parassitoidi di *Phyllocnistis citrella* Stainton (Lepidoptera: Gracillariidae) in Italia. *Bollettino di Zoologia agraria e Bachicoltura*, 27 (2), 223–224.
- Voûte, A.D. (1932) Een nieuw geval van bestrijding van een insectenplaag met behulp van een inheemsche parasiet (*Ageniaspis* sp., parasiet van *Phyllocnistis citrella* Staint.). *Tijdschrift voor Entomologie*, 75 Supplement, 128–135.
- Voûte, A.D. (1934) De Djeroek-Mineerrups (*Phyllocnistis citrella*). *Korte Mededeelingen van het Instituut voor Plantenziekten*, 19, 1–38, 2 pls.
- Voûte, A.D. (1935) Der Einfluss von *Ageniaspis* sp. auf ihren Wirt *Phyllocnistis citrella* Staint. unter verschiedenen (mikro-) klimatischen Verhältnissen. *Archives néerlandaises de Zoologie*, 1, 354–372.
<https://doi.org/10.1163/187530134X00125>


- Wallengren, H.D.J. (1881) Genera nova Tinearum. *Entomologisk Tidskrift*, 1 (2), 94–97.
<https://doi.org/10.5962/bhl.part.5203>
- Walsingham, Lord (T. de Grey) (1883) Notes on the Tineidae of North America. *Transactions of the American Entomological Society*, 10 (3), 165–204.
- Walsingham, Lord (T. de Grey) (1891) On the Micro-lepidoptera of the West Indies. *Proceedings of the Zoological Society of London*, 37, 492–549, pl. 41.
- Walsingham, Lord (T. de Grey) (1897) Revision of the West-Indian Micro-Lepidoptera with descriptions of new species. *Proceedings of the Zoological Society of London*, 1897 (10), 54–183.
- Walsingham, Lord (T. de Grey) (1907) Microlepidoptera of Tenerife. *Proceedings of the Zoological Society of London*, 1907, 911–1034, pls. 51–53.
<https://doi.org/10.1111/j.1469-7998.1907.tb06964.x>
- Walsingham, Lord (T. de Grey) (1914) Lepidoptera Heterocera (continued). *Biologia Centrali-Americana, Lepidoptera-Heterocera*, 4 (1909–1915), 225–392.
- Whitebread, S.E. & Joos, R. (1986) Nachtfalter und Kleinschmetterlinge. In: Blattner, M., Ritter, M. & Ewald, K.C. (Eds), *Basler Natur-Atlas I. Naturschutz*, Basel, pp. 116–121.
- Willink, E., Salas, H. & Costilla, M. (1996) El minador de la hojas de los cítricos, *Phyllocnistis citrella* en el NOA. *Revista Avance Agroindustrial*, 16 (65), 15–20.
- Wocke, M.F. (1871) II. Microlepidoptera. In: Staudinger, O. & Wocke, M. (Eds.), *Catalog der Lepidopteren des europaischen Faunengebiets*. O. Staudinger und in der Königl. Hofbuchhandlung von Hermann Burdach, Dresden, pp. 201–426.
- Yefremova, Z. A., Ebrahimi, E. & Yegorenkova, E. (2007) The subfamilies Eulophinae, Entedoninae and Tetrastichinae in Iran, with description of new species (Hymenoptera, Eulophidae). *Entomofauna*, 28 (30), 321–356.
- Yoshimoto, C.M. (1977) The North American species of the genus *Achrysocharoides* (Hymenoptera: Eulophidae). *Canadian Entomologist*, 109 (7), 907–930.
<https://doi.org/10.4039/Ent109907-7>
- Zeller, P. C. (1839) Versuch einer naturgemässen Eintheilung der Schaben. *Isis, oder enzyklopädische Zeitung von Oken*, 3, 167–220.
- Zeller, P.C. (1847a) Bemerkungen über die auf einer Reise nach Italien und Sicilien beobachteten Schmetterlingsarten X. (Schluss von Isis Heft XI. Pag. 859.). *Isis, oder enzyklopädische Zeitung von Oken*, 11 (12), 881–904.
- Zeller, P.C. (1847b) Die Gracilarien. *Linnaea Entomologica. Zeitschrift herausgegeben von dem Entomologischen Vereine in Stettin*, 2, 303–383, 585–586, 2 pls.
- Zeller, P.C. (1848) Die Gattungen der mit Augendeckeln versehenen blattminirenden Schaben. *Linnaea Entomologica. Zeitschrift herausgegeben von dem Entomologischen Vereine in Stettin*, 3, 248–344, figs 57.
- Zeller, P.C. (1850). Verzeichniss der von Herrn Jos. Mann beobachteten Toscanischen Microlepidoptera. *Entomologische Zeitung, herausgegeben von dem entomologischen Vereine zu Stettin*, 11 (5), 139–162.
- Zeller, P.C. (1875) Beiträge zur Kenntniss der nordamericanischen Nachtfalter, besonders der Microlepidopteren. Dritte Abtheilung. *Verhandlungen der zoologisch-botanischen Gesellschaft in Wien*, 25, 205–360, pls. 8–10.
- Zeller, P.C. (1877) Exotische Microlepidoptera. *Horae Societatis Entomologicae Rossicae*, 13 (1–2), 3–288, (3–4), 289–493, 6 pls.
- Zhu, C.-D., LaSalle, J. & Huang, D.-W. (2002) A study of Chinese *Cirrospilus* Westwood (Hymenoptera: Eulophidae). *Zoological Studies*, 41 (1), 23–46.
- Zimmerman, E.C. (1978) Superfamily Gracillarioidea (Stainton). *Insects of Hawaii*, 9, i–xviii, 1–881, illustr.




FIGURES 02–13. Ornixolinae. Types. 02, *Cactivalva nebularia*, holotype, DZUP 33211, Brazil; scale bar 2 mm, ©DZUP. 03, *Chileoptilia yaroella*, holotype, Chile; scale bar 3 mm, ©MHNG. 04, *Cuphodes paragrapta*, syntype, BMNH(E) 1406555, Guyana; scale bar 2 mm, ©The Trustees of the Natural History Museum. 05, *Leurocephala chilensis*, holotype, Chile; scale bar 1 mm, ©MNNC. 06, *L. schinusae*, holotype, Argentina; scale bar 02 mm, ©USNM. 07, *Neurobathra curcassi*, holotype, nr. 44151, Cuba; scale bar 1 mm, ©USNM. 08, *Neurostrota brunnea*, holotype, Ecuador, Galápagos; scale bar 3 mm, ©MHNG. 09, *N. cupreella*, holotype, BMNH(E) 1407590, Jamaica; scale bar 3 mm, ©The Trustees of the Natural History Museum. 10, *N. gunniella*, lectotype, United States, Texas; scale bar 3 mm, ©USNM. 11, *N. magnifica*, holotype, Ecuador, Galápagos; scale bar 2 mm, ©MHNG. 12, *N. pithecolobiella*, holotype, nr. 44150, Cuba; scale bar 1 mm, ©USNM. 13, *Parectopa dactylota*, syntype, BMNH(E) 1408154, Peru; scale bar 3 mm, ©The Trustees of the Natural History Museum.




FIGURES 14–25. Ornixolininae. Types. 14, *Parectopa exorycha*, syntype, BMNH(E) 1408780, Brazil; scale bar 1 mm, ©The Trustees of the Natural History Museum. 15, *P. heptametra*, syntype, BMNH(E) 1408749, Colombia; scale bar 3 mm, ©The Trustees of the Natural History Museum. 16, *P. lithocolletina*, holotype, BMNH(E) 1407709, Colombia; scale bar 2 mm, ©The Trustees of the Natural History Museum. 17, *P. lithomacha*, syntype, BMNH(E) 1408776, Ecuador; scale bar 2 mm, ©The Trustees of the Natural History Museum. 18, *P. nesitis*, voucher specimen, BMNH(E) 1407680, Jamaica; scale bar 1 mm, ©The Trustees of the Natural History Museum. 19, *P. pselaphotis*, holotype, BMNH(E) 1407842, Ecuador; scale bar 3 mm, ©The Trustees of the Natural History Museum. 20, *P. pulverella*, holotype, nr. 176205, Virgin Islands, Saint Thomas; ©GAMNH. 21, *P. quadristrigella*, holotype, BMNH(E) 1407684, Colombia; scale bar 3 mm, ©The Trustees of the Natural History Museum. 22, *P. refulgens*, holotype, BMNH(E) 1407833, Ecuador; scale bar 2 mm, ©The Trustees of the Natural History Museum. 23, *P. rotigera*, holotype, BMNH(E) 1407827, Chile; scale bar 3 mm, ©The Trustees of the Natural History Museum. 24, *P. trichophysa*, syntype, BMNH(E) 1408753, Peru; scale bar 3 mm, ©The Trustees of the Natural History Museum. 25, *P. undosa*, holotype, BMNH(E) 1407783, Haiti; scale bar 2 mm, ©The Trustees of the Natural History Museum.




FIGURES 26–37. Types. FIGURES 26–32. Ornixolinae. 26, *Parectopa viminea*, holotype, BMNH(E) 1407824, Peru; scale bar 3 mm, ©The Trustees of the Natural History Museum. 27, *Penica peritheta*, holotype, NHMUK010920068, Mexico; scale bar 3 mm, ©The Trustees of the Natural History Museum. 28, *Spanioptila codicaria*, holotype, BMNH(E) 1409337, Brazil; scale bar 2 mm, ©The Trustees of the Natural History Museum. 29, *S. eucnemis*, holotype, NHMUK010862783, Mexico; scale bar 2 mm, ©The Trustees of the Natural History Museum. 30, *S. nemeseta*, holotype, BMNH(E) 1409362, Brazil; scale bar 3 mm, ©The Trustees of the Natural History Museum. 31, *S. spinosum*, syntype, BMNH(E) 1409340, Virgin Islands, Saint Thomas; scale bar 4 mm, ©The Trustees of the Natural History Museum. 32, *Spinivalva gaucha*, holotype, DZ 24.976, Brazil; scale bar 2 mm, ©DZUP. FIGURES 33–37. Gracillariinae: Gracillariini. Types. 33, *Caloptilia aeneocapitella*, holotype, NHMUK010305370, West Indies, St. Vincent; scale bar 2 mm, ©The Trustees of the Natural History Museum. 34, *C. aeolastis*, syntype, BMNH(E) 1411108, Brazil; scale bar 2 mm, ©The Trustees of the Natural History Museum. 35, *C. burserella*, holotype, No. 4961, United States, Florida; scale bar 2 mm, ©USNM. 36, *C. callichora*, syntype, BMNH(E) 1410757, Guyana; scale bar 2 mm, ©The Trustees of the Natural History Museum. 37, *C. camaronae*, syntype, BMNH(E) 1409586, Colombia; scale bar 3 mm, ©The Trustees of the Natural History Museum.




FIGURES 38–49. Gracillariinae: Gracillariini. Types. 38, *Caloptilia chloroptila*, holotype, BMNH(E) 1411104, Guyana; scale bar 3 mm, ©The Trustees of the Natural History Museum. 39, *C. cruzorum*, holotype, MHNG ENTO 00009154, Ecuador, Galápagos; scale bar 3 mm, ©MHNG. 40, *C. dondavi*, holotype, Ecuador, Galápagos; scale bar 1 mm, ©MHNG. 41, *C. eolampis*, syntype, BMNH(E) 1410643, Guyana; scale bar 3 mm, ©The Trustees of the Natural History Museum. 42, *C. galacotra*, holotype, Ecuador, Galápagos; scale bar 2 mm, ©MHNG. 43, *C. guacanivora*, holotype, Chile; scale bar 1 mm, ©MNNC. 44, *C. immuricata*, holotype, BMNH(E) 1411012, Peru; scale bar 2 mm, ©The Trustees of the Natural History Museum. 45, *C. oriarcha*, holotype, BMNH(E) 1410752, Peru; scale bar 5 mm, ©The Trustees of the Natural History Museum. 46, *C. pastranai*, holotype, Argentina; scale bar 3 mm, ©MACN. 47, *C. perseae*, holotype, type No. 23515, United States, Florida; ©USNM. 48, *C. pneumatica*, holotype, BMNH(E) 1410753, Brazil; scale bar 3 mm, ©The Trustees of the Natural History Museum. 49, *C. schinusifolia*, paratype, Brazil; scale bar 2 mm, ©USNM.



FIGURES 50–61. Types. FIGURES 50–52. Gracillariinae: Gracillariini. 50, *Caloptilia semiclausa*, holotype, BMNH(E) 1410751, Brazil; scale bar 2 mm, ©The Trustees of the Natural History Museum. 51, *C. similatella*, holotype, BMNH(E) 1409706, Colombia; scale bar 3 mm, ©The Trustees of the Natural History Museum. 52, *C. viridula*, holotype, BMNH(E) 1409693, Colombia, Bogotá; scale bar 3 mm, ©The Trustees of the Natural History Museum. FIGURE 53. Gracillariinae: Parornichini. *Parornix micrura*, holotype, NHMUK010920067, Mexico; scale bar 2 mm, ©The Trustees of the Natural History Museum. FIGURES 54–61. Lithocolletinae. Types and voucher specimens. 54, *Cremastobombycia lantanella*, voucher specimen, United States, Hawaii; ©Jurate De Prins. 55, *Macrosaccus gliricidius*, paratype, Honduras; scale bar 1 mm, ©USNM. 56, *M. robiniella*, adult, United States, Kentucky; scale bar 1 mm, ©Don Davis. 57, *Phyllonorycter acanthus*, holotype, Mexico; scale bar 1 mm, ©USNM. 58, *P. antitoxa*, holotype, BMNH(E) 1477248, Peru; scale bar 1 mm, ©The Trustees of the Natural History Museum. 59, *P. argentifrontella*, holotype, BMNH(E) 1413737, Virgin Islands, Saint Thomas; scale bar 1 mm, ©The Trustees of the Natural History Museum. 60, *P. chalcobaphes*, holotype, BMNH(E) 1477771, Mexico; scale bar 3 mm, ©The Trustees of the Natural History Museum. 61, *P. clerotoma*, holotype, BMNH(E) 1477252, Ecuador; scale bar 1 mm, ©The Trustees of the Natural History Museum.




FIGURES 62–73. Types and voucher specimens. FIGURES 62–72. Lithocolletinae. 62, *Phyllonorycter durangensis*, voucher specimen, Mexico; scale bar 2 mm, ©Gerfried Deschka. 63, *P. epispila*, syntype, BMNH(E) 1477256, Ecuador; scale bar 2 mm, ©The Trustees of the Natural History Museum. 64, *P. iriphanes*, syntype, BMNH(E) 1477223, Peru; scale bar 1 mm, ©The Trustees of the Natural History Museum. 65, *P. oxygrapta*, holotype, BMNH(E) 1477215, Peru, scale bar 1 mm, ©The Trustees of the Natural History Museum. 66, *P. pictus*, holotype, NHMUK010920066, Mexico; ©The Trustees of the Natural History Museum. 67, *P. solani*, paratype, Argentina; scale bar 1 mm, ©IFLM. 68, *P. splendidus*, paratype, Mexico; scale bar 2 mm, ©Gerfried Deschka. 69, *P. stigmaphyllae*, holotype, nr. 44142, Cuba; scale bar 1 mm, ©USNM. 70, *P. tenuicaudella*, holotype, nr. 176215, Virgin Islands, Saint Croix; ©GAMNH. 71, *Porphyrosela desmodiella*, syntype, BMNH(E) 1479541, United States; scale bar 1 mm, ©The Trustees of the Natural History Museum. 72, *P. minuta*, holotype ♂, nr. 61476, Argentina; scale bar 2 mm, ©USNM. 73. Acrocercopinae. Types. *Acrocercops achnodes*, syntype, BMNH(E) 1404471, Ecuador; scale bar 2 mm, ©The Trustees of the Natural History Museum.




FIGURES 74–85. Acrocercopinae. Types. 74, *Acrocercops albomarginatum*, holotype, BMNH(E) 1407636, Virgin Islands, Saint Thomas; scale bar 2 mm, ©The Trustees of the Natural History Museum. 75, *A. anthogramma*, holotype, NHMUK010922940, Brazil; scale bar 2 mm, ©The Trustees of the Natural History Museum. 76, *A. apicepunctella*, holotype, BMNH(E) 1404567, Saint Vincent and the Grenadines; scale bar 1 mm, ©The Trustees of the Natural History Museum. 77, *A. argocosma*, syntype, BMNH(E) 1404558, Ecuador; scale bar 2 mm, ©The Trustees of the Natural History Museum. 78, *A. asaphogramma*, holotype, BMNH(E) 1404541, Brazil; scale bar 1 mm, ©The Trustees of the Natural History Museum. 79, *A. attenuatum*, holotype, BMNH(E) 1407157, Virgin Islands: Saint Thomas; scale bar 2 mm, ©The Trustees of the Natural History Museum. 80, *A. breyeri*, holotype, Argentina; scale bar 2 mm, © MACN. 81, *A. caementosa*, syntype, NHMUK010922941, Peru; scale bar 2 mm, ©The Trustees of the Natural History Museum. 82, *A. camptochrysa*, holotype, NHMUK010922942, Brazil; scale bar 2 mm, ©The Trustees of the Natural History Museum. 83, *A. chalinopa*, holotype, NHMUK010922950, Brazil; scale bar 1 mm, ©The Trustees of the Natural History Museum. 84, *A. charitopis*, syntype, BMNH(E) 1404733, Guyana; scale bar 2 mm, ©The Trustees of the Natural History Museum. 85, *A. chloronympha*, syntype, NHMUK010922949, Brazil; scale bar 2 mm, ©The Trustees of the Natural History Museum.




FIGURES 86–97. Acrocercopinae. Types. 86, *Acrocercops chrysometra*, holotype, BMNH(E) 1404506, Ecuador; scale bar 2 mm, ©The Trustees of the Natural History Museum. 87, *A. cirrhantha*, holotype, BMNH(E) 1404742, Guyana; scale bar 2 mm, ©The Trustees of the Natural History Museum. 88, *A. cissiella*, holotype, nr. 44148, Cuba; scale bar 1 mm, ©USNM. 89, *A. clitoriella*, holotype, nr. 44136, Cuba; scale bar 1 mm, ©USNM. 90, *A. clytosema*, holotype, NHMUK010922943, Brazil; scale bar 2 mm, ©The Trustees of the Natural History Museum. 91, *A. contorta*, holotype, NHMUK010922944, Brazil; scale bar 2 mm, ©The Trustees of the Natural History Museum. 92, *A. cordiella*, holotype, nr. 44144, Cuba; scale bar 1 mm, ©USNM. 93, *A. crotalistis*, syntype, BMNH(E) 1404797, Peru; scale bar 2 mm, ©The Trustees of the Natural History Museum. 94, *A. cyclogramma*, holotype, BMNH(E) 1404743, Peru; scale bar 2 mm, ©The Trustees of the Natural History Museum. 95, *A. cymella*, holotype nr. 1062, Puerto Rico; scale bar 3 mm, ©CU. 96, *A. demotes*, holotype, BMNH(E) 1404985, Mexico; scale bar 3 mm, ©The Trustees of the Natural History Museum. 97, *A. desmochares*, holotype NHMUK010922945, Brazil; scale bar 1 mm, ©The Trustees of the Natural History Museum.




FIGURES 98–109. Acrocercopinae. Types. 98, *A. encentris*, syntype, BMNH(E) 1405064, Guyana; scale bar 2 mm, ©The Trustees of the Natural History Museum. 99, *A. fasciculata*, holotype, BMNH(E) 1405180, Guyana; scale bar 2 mm, ©The Trustees of the Natural History Museum. 100, *A. gemmans*, holotype, BMNH(E) 1405336, Mexico; scale bar 2 mm, ©The Trustees of the Natural History Museum. 101, *A. hapsidota*, syntype, BMNH(E) 1405357, Guyana; scale bar 2 mm, ©The Trustees of the Natural History Museum. 102, *A. hastigera*, holotype, BMNH(E) 1405375, Ecuador; scale bar 2 mm, ©The Trustees of the Natural History Museum. 103, *A. helicomitra*, syntype, BMNH(E) 1405363, Brazil; scale bar 1 mm, ©The Trustees of the Natural History Museum. 104, *A. hippuris*, syntype, BMNH(E) 1405383, Peru; scale bar 3 mm, ©The Trustees of the Natural History Museum. 105, *A. inconspicua*, holotype, Puerto Rico; scale bar 1 mm, ©USNM. 106, *A. insulella*, holotype, BMNH(E) 1405200, Saint Vincent and the Grenadines; scale bar 2 mm, ©The Trustees of the Natural History Museum. 107, *A. ipomoeae*, holotype, nr. 44149, Cuba; scale bar 2 mm, ©USNM. 108, *A. leucographa*, holotype, nr. 61414, Argentina; scale bar 1 mm, ©USNM. 109, *A. leuconota*, holotype, BMNH(E) 1404880, Colombia; scale bar 2 mm, ©The Trustees of the Natural History Museum.




FIGURES 110–121. Acrocercopinae. Types. 110, *Acrocercops luctuosa*, holotype, BMNH(E) 1405338, Guyana; scale bar 2 mm, ©The Trustees of the Natural History Museum. 111, *A. maranthaceae*, holotype, nr. 44147, Cuba; scale bar 1 mm, ©USNM. 112, *A. marmaritis*, holotype BMNH(E) 1405474, Mexico; scale bar 2 mm, ©The Trustees of the Natural History Museum. 113, *A. melanocosma*, syntype BMNH(E) 1405482, Brazil; scale bar 2 mm, ©The Trustees of the Natural History Museum. 114, *A. melantherella*, holotype, nr. 44145, Cuba; scale bar 1 mm, ©USNM. 115, *A. microphis*, holotype, NHMUK010922960, Brazil; scale bar 2 mm, ©The Trustees of the Natural History Museum. 116, *A. nolckeniella*, syntype, BMNH(E) 1405475, Colombia; scale bar 3 mm, ©The Trustees of the Natural History Museum. 117, *A. obversa*, holotype, BMNH(E) 1405772, Guyana; scale bar 2 mm, ©The Trustees of the Natural History Museum. 118, *A. ornata*, holotype, BMNH(E) 1405816, Grenada; scale bar 2 mm, ©The Trustees of the Natural History Museum. 119, *A. perturbata*, syntype BMNH(E) 1405650, Peru; scale bar 2 mm, ©The Trustees of the Natural History Museum. 120, *A. piligera*, holotype, BMNH(E) 1405651, Colombia; scale bar 2 mm, ©The Trustees of the Natural History Museum. 121, *A. pontifica*, holotype, nr. 1061, Puerto Rico; ©CU.




FIGURES 122–133. Acrocercopinae. Types. 122, *Acrocercops pylonias*, holotype, BMNH(E) 1405655, Peru; scale bar 1 mm, ©The Trustees of the Natural History Museum. 123, *A. ramigera*, holotype, NHMUK010862785, Brazil; scale bar 1 mm, ©The Trustees of the Natural History Museum. 124, *A. rhynchograpta*, holotype, BMNH(E) 1405632, Brazil; scale bar 2 mm, ©The Trustees of the Natural History Museum. 125, *A. serrigera*, lectotype, Peru; ©The Trustees of the Natural History Museum. 126, *A. serrigera galapagosensis*, holotype, Ecuador: Galápagos Islands; scale bar 2 mm, ©MHNG. 127, *A. soritis*, holotype, BMNH(E) 1405981, Ecuador; scale bar 2 mm, ©The Trustees of the Natural History Museum. 128, *A. stalagmitis*, holotype, BMNH(E) 1405524, Guyana; scale bar 2 mm, ©The Trustees of the Natural History Museum. 129, *A. taeniarcha*, holotype, BMNH(E) 1406043, Brazil; scale bar 2 mm, ©The Trustees of the Natural History Museum. 130, *A. undifraga*, syntype, BMNH(E) 1405983, Haiti; scale bar 1 mm, ©The Trustees of the Natural History Museum. 131, *A. urbanella*, holotype, BMNH(E) 1405848, Colombia; scale bar 2 mm, ©The Trustees of the Natural History Museum. 132, *A. xeniella*, holotype, BMNH(E) 1405861, Colombia; scale bar 2 mm, ©The Trustees of the Natural History Museum. 133, *A. xystrota*, holotype, BMNH(E) 1405949, Guyana; scale bar 2 mm, ©The Trustees of the Natural History Museum.




FIGURES 134–145. Acrocercopinae. Types. 134, *Acrocercops zebrulella*, holotype, nr. 1063, Puerto Rico; scale bar 2 mm, ©CU. 135, *Chilocampyla psidiella*, holotype, nr. 44143, Cuba; scale bar 1 mm, ©USNM. 136, *Cryptolectica lazaroi*, holotype, Ecuador: Galápagos Islands; scale bar 2 mm, ©CNC. 137, *Dialectica galapagosensis*, holotype, Ecuador: Galápagos Islands; scale bar 3 mm, ©MHNG. 138, *D. permixtella*, holotype, BMNH(E) 1406289, Dominican Republic; scale bar 2 mm, ©The Trustees of the Natural History Museum. 139, *D. rendalli*, holotype, BMNH(E) 1406314, Jamaica; scale bar 2 mm, ©The Trustees of the Natural History Museum. 140, *D. sanctaerucis*, holotype, BMNH(E) 1406508, Virgin Islands: Saint Croix; scale bar 2 mm, ©The Trustees of the Natural History Museum. 141, *D. sanctaerucis darwini*, holotype, Ecuador: Galápagos; scale bar 2 mm, ©MHNG. 142, *Eucosmophora aspila*, holotype, BMNH(E) 1409425, Brazil; scale bar 2 mm, ©The Trustees of the Natural History Museum. 143, *E. atlantis*, holotype, BMNH(E) 1409404, Costa Rica; scale bar 1 mm, ©The Trustees of the Natural History Museum. 144, *E. chrysocosma*, lectotype, BMNH(E) 1407256, Guyana; scale bar 1 mm, ©The Trustees of the Natural History Museum. 145, *E. dives*, holotype, BMNH(E) 1409430, Grenada; scale bar 2 mm, ©The Trustees of the Natural History Museum.



FIGURES 146–157. Acrocercopinae. Types. 146, *Eucosmophora echinulata*, holotype, Paraguay; scale bar 1 mm, ©The Trustees of the Natural History Museum. 147, *E. eclampsis*, holotype, BMNH(E) 1408290, Panama; scale bar 2 mm, ©The Trustees of the Natural History Museum. 148, *E. eurychalca*, lectotype, BMNH(E) 1409421, Brazil; scale bar 2 mm, ©The Trustees of the Natural History Museum. 149, *E. ingae*, holotype, Costa Rica; scale bar 1 mm, ©MNCR-A (formerly INBIO). 150, *E. melanactis*, holotype, BMNH(E) 1409409, Guyana; scale bar 2 mm, ©The Trustees of the Natural History Museum. 151, *E. paraguayensis*, holotype, Paraguay; scale bar 1 mm, ©USNM. 152, *E. pithecellobiae*, holotype, United States, Florida; scale bar 1 mm, © coll. Wagner. 153, *E. pouteriae*, holotype, Costa Rica; scale bar 1 mm, ©MNCR-A (formerly INBIO). 154, *E. prolata*, holotype, Venezuela; scale bar 1 mm, ©USNM. 155, *E. schinusivora*, holotype, Brazil; scale bar 2 mm, ©USNM. 156, *E. sideroxylonella*, holotype, No. 4960, United States, Florida; scale bar 2 mm, ©USNM. 157, *E. trimetalla*, lectotype, BMNH(E) 1409401, Guyana; scale bar 2 mm, ©The Trustees of the Natural History Museum.




FIGURES 158–162. Types. FIGURES 158–162. Acrocercopinae. 158, *Sauterina hexameris*, holotype, BMNH(E) 1410734, Brazil; scale bar 1 mm, ©The Trustees of the Natural History Museum. 159, *S. phiaropis*, holotype, BMNH(E) 1410732, Peru; scale bar 2 mm, ©The Trustees of the Natural History Museum. 160, *Telamoptilia hibiscivora*, holotype, nr. 013254 15, United States, Maryland; scale bar 2 mm, ©USNM. 161, *T. pavoniae*, holotype, nr. 013254 16, Cuba; scale bar 2 mm, ©USNM. 162, *Vihualpenia lithraeophaga*, holotype, Chile; scale bar 3 mm, ©MZUC. FIGURES 163–169. Phyllocnistinae: Phyllocnistini. Types. 163, *Phyllocnistis abatiae*, holotype, Argentina; scale bar 1 mm, ©ZMHB. 164, *P. aurilinea*, lectotype, BMNH(E) 1412371, Colombia; scale bar 2 mm, ©The Trustees of the Natural History Museum. 165, *P. baccharidis*, holotype, Argentina; scale bar 1 mm, ©ZMHB. 166, *P. bourquini*, holotype, Argentina; scale bar 1 mm, ©MACN. 167, *P. citrella*, lectotype, BMNH(E) 1055796 [changed to NHMUK010862840], India; scale bar 2 mm, ©The Trustees of the Natural History Museum. 168, *P. dorcas*, holotype, BMNH(E) 1412349, Guyana; scale bar 1 mm, ©The Trustees of the Natural History Museum. 169, *P. drimiphaga*, holotype, Costa Rica; scale bar 2 mm, ©USNM.



FIGURES 170–181. Phyllocnistinae: Phyllocnistini. Types. 170, *Phyllocnistis helios*, holotype, acquisition number 56.448, Brazil; scale bar 1 mm, ©V. Becker. 171, *P. hemera*, holotype, acquisition number 306-47, Brazil; scale bar 2 mm, ©LMCI. 172, *P. jupiter*, paratype, acquisition number 56.370, Brazil; scale bar 1 mm, ©V. Becker. 173, *P. kawakitai*, holotype, French Guiana; scale bar 1 mm, ©MNHN. 174, *P. maxberryi*, holotype, Costa Rica; scale bar 2 mm, ©USNM. 175, *P. meliacella*, holotype, nr. 72096, Costa Rica; scale bar 1mm, ©USNM. 176, *P. norak*, holotype, French Guiana; scale bar 1 mm, ©MNHN. 177, *P. ohshimai*, holotype, French Guiana; scale bar 1 mm, ©MNHN. 178, *P. ourea*, paratype, acquisition number DZ 33.363, Brazil; scale bar 2 mm, ©DZUP. 179, *P. perseafolia*, holotype, Colombia; scale bar 2 mm, ©USNM. 180, *P. petronellii*, holotype, French Guiana; scale bar 1 mm, ©MNHN. 181, *P. phoebus*, paratype, acquisition number 57.618, Brazil; scale bar 1 mm, ©MCTP.



FIGURES 182–193. Types. FIGURES 182–190. Phyllocnistinae: Phyllocnistini. 182, *Phyllocnistis puyehuensis*, holotype, Chile; scale bar 2 mm, ©ZMUC. 183, *P. rotans*, lectotype, BMNH(E) 1412616, Ecuador; scale bar 2 mm, ©The Trustees of the Natural History Museum. 184, *P. sciophanta*, holotype, BMNH(E) 1412343, Peru; scale bar 1 mm, ©The Trustees of the Natural History Museum. 185, *P. selene*, holotype, acquisition number DZ 33.403, Brazil; scale bar 1 mm, ©DZUP. 186, *P. sexangula*, lectotype, BMNH(E) 1412359, Peru; scale bar 2 mm, ©The Trustees of the Natural History Museum. 187, *P. tethys*, holotype, acquisition number DZ 22.623, Brazil; scale bar 1 mm, ©DZUP. 188, *P. tropaeolicola*, holotype, Costa Rica; scale bar 2 mm, ©USNM. 189, *P. wygodzinskyi*, holotype, Argentina; scale bar 2 mm, ©ZMHB. 190, *P. xylopiella*, holotype, acquisition number 40.388, Brazil; scale bar 1 mm, ©V. Becker. FIGURES 191–193. Phyllocnistinae: Marmarini. 191, *Marmara affirmata*, syntype, BMNH(E) 1408478, Peru; scale bar 2 mm, ©The Trustees of the Natural History Museum. 192, *M. gulosa*, holotype, United States, California; scale bar 1 mm, ©USNM. 193, *M. ischnotoma*, holotype, BMNH(E) 1407851, Guyana; scale bar 1 mm, ©The Trustees of the Natural History Museum.



FIGURES 194–199. Types. FIGURES 194–197. Phyllocnistinae: Marmarini. 194, *Marmara isortha*, holotype, BMNH(E) 1409319, Guyana; scale bar 1 mm, ©The Trustees of the Natural History Museum. 195, *M. opuntiella*, holotype, nr. 9903, United States, Texas; wing length 2.7 mm, ©USNM. 196, *M. phaneropis*, holotype, BMNH(E) 1407831, Ecuador; scale bar 1 mm, ©The Trustees of the Natural History Museum. 197, *M. stemonodes*, syntype, BMNH(E) 1407753, Ecuador; scale bar 1 mm, ©The Trustees of the Natural History Museum. FIGURES 198, 199. Phyllocnistinae: Oecophyllembiini. 198, *Angelabella tecomae*, holotype, Chile; scale bar, ©MZUC. 199, *Prophyllocnistis epidrimys*, paratype, Chile; scale bar 2 mm, ©USNM.



FIGURES 200–227.

←

FIGURES 200–227. Labels of types. FIGURES 200–224. Ornixolinae. 200, *Cactivalva nebularia*, holotype, ©DZUP. 201, *Chileoptilia yaroella*, holotype, ©MHNG. 202, *Cuphodes paragrapta*, syntype, BMNH(E) 1406555, ©The Trustees of the Natural History Museum. 203, *Leurocephala chilensis*, holotype, ©MNNC. 204, *Neurostrota brunnea*, holotype, ©MHNG. 205, *Neurostrota cupreella*, holotype, BMNH(E) 1407590, ©The Trustees of the Natural History Museum. 206, *N. magnifica*, holotype, ©MHNG. 207, *Parectopa dactylota*, syntype, BMNH(E) 1408154, ©The Trustees of the Natural History Museum. 208, *P. exorycha*, syntype, BMNH(E) 1408780, ©The Trustees of the Natural History Museum. 209, *P. heptametra*, syntype, BMNH(E) 1408749, ©The Trustees of the Natural History Museum. 210, *P. lithocolletina*, holotype, BMNH(E) 1407709, ©The Trustees of the Natural History Museum. 211, *P. lithomacha*, syntype, BMNH(E) 1408776, ©The Trustees of the Natural History Museum. 212, *P. pulverella*, holotype, nr. 176205, ©GAMNH. 213, *P. quadristrigella*, holotype, BMNH(E) 1407684, ©The Trustees of the Natural History Museum. 214, *P. refulgens*, holotype, BMNH(E) 1407833, ©The Trustees of the Natural History Museum. 215, *P. rotigera*, holotype, BMNH(E) 1407827, ©The Trustees of the Natural History Museum. 216, *P. trichophysa*, syntype, BMNH(E) 1408753, ©The Trustees of the Natural History Museum. 217, *P. undosa*, holotype, BMNH(E) 1407783, ©The Trustees of the Natural History Museum. 218, *P. viminea*, BMNH(E) 1407824, ©The Trustees of the Natural History Museum. 219, *Penica peritheta*, holotype, NHMUK010920068, ©The Trustees of the Natural History Museum. 220, *Spanioptilia codicaria*, holotype, BMNH(E) 1409337, ©The Trustees of the Natural History Museum. 221, *S. eucnemis*, holotype, NHMUK010862783, ©The Trustees of the Natural History Museum. 222, *S. nemeseta*, holotype, BMNH(E) 1409362, ©The Trustees of the Natural History Museum. 223, *S. spinosum*, syntype, BMNH(E) 1409340, ©The Trustees of the Natural History Museum. 224, *Spinivalva gaucha*, DZ 24.976, ©DZUP. FIGURES 225–227. Gracillariinae: Gracillariini. 225, *Caloptilia aeneocapitella*, holotype, NHMUK010305370, ©The Trustees of the Natural History Museum. 226, *C. aeolastis*, syntype, BMNH(E) 1411108, ©The Trustees of the Natural History Museum. 227, *C. burserella*, holotype, ©USNM.



FIGURES 228–255.

←

FIGURES 228–255. Labels of types. FIGURES 228–243. Gracillariinae: Gracillariini. 228, *Caloptilia callichora*, syntype, BMNH(E) 1410757, ©The Trustees of the Natural History Museum. 229, *C. camaronae*, syntype, BMNH(E) 1409586, ©The Trustees of the Natural History Museum. 230, *C. chloroptila*, BMNH(E) 1411104, ©The Trustees of the Natural History Museum. 231, *C. cruzorum*, holotype MHNG ENTO 00009154, ©MHNG. 232, *C. dondavisii*, holotype, MHNG ENTO 00009152, ©MHNG. 233, *C. eolampis*, syntype, BMNH(E) 1410643, ©The Trustees of the Natural History Museum. 234, *C. galacotra*, holotype, MHNG ENTO 00009153, ©MHNG. 235, *C. guacanivora*, holotype, ©MNNC. 236, *C. immuricata*, holotype, BMNH(E) 1411012, ©The Trustees of the Natural History Museum. 237, *C. oriarcha*, holotype, BMNH(E) 1410752, ©The Trustees of the Natural History Museum. 238, *C. pastranai*, holotype, ©MACN. 239, *C. perseae*, type No. 23515, ©USNM. 240, *C. pneumatica*, holotype, BMNH(E) 1410753, ©The Trustees of the Natural History Museum. 241, *C. semiclausa*, holotype, BMNH(E) 1410751, ©The Trustees of the Natural History Museum. 242, *C. similatella*, holotype, BMNH(E) 1409706, ©The Trustees of the Natural History Museum. 243, *C. viridula*, holotype, BMNH(E) 1409693, ©The Trustees of the Natural History Museum. FIGURE 244. Gracillariinae: Parornichini. *Parornix micrura*, holotype, NHMUK010920067, ©The Trustees of the Natural History Museum. FIGURES 245–254. Lithocolletinae. 245, *Phyllonorycter antitoxa*, holotype, BMNH(E) 1477248, ©The Trustees of the Natural History Museum. 246, *P. argentifrontella*, holotype, BMNH(E) 1413737, ©The Trustees of the Natural History Museum. 247, *P. chalcobaphes*, holotype, BMNH(E) 1477771, ©The Trustees of the Natural History Museum. 248, *P. clerotoma*, holotype, BMNH(E) 1477252, ©The Trustees of the Natural History Museum. 249, *P. epispila*, syntype, BMNH(E) 1477256, ©The Trustees of the Natural History Museum. 250, *P. iriphanes*, syntype, BMNH(E) 1477223, ©The Trustees of the Natural History Museum. 251, *P. oxygrapta*, holotype, BMNH(E) 1477215, ©The Trustees of the Natural History Museum. 252, *P. pictus*, holotype, NHMUK010920066, ©The Trustees of the Natural History Museum. 253, *P. tenuicaudella*, holotype, nr. 176215, ©GAMNH. 254, *Porphyrosela desmodiella*, syntype, BMNH(E) 1479541, ©The Trustees of the Natural History Museum. FIGURE 255. Acrocercopinae. *Acrocercops achnodes*, syntype, BMNH(E) 1404471, ©The Trustees of the Natural History Museum.

←

FIGURES 256–283. Labels of types. Acrocercopinae. 256, *Acrocercops albomarginatum*, holotype, BMNH(E) 1407636, ©The Trustees of the Natural History Museum. 257, *A. anthogramma*, holotype, NHMUK010922940, ©The Trustees of the Natural History Museum. 258, *A. apicepunctella*, holotype, BMNH(E) 1404567, ©The Trustees of the Natural History Museum. 259, *A. argocosma*, syntype, BMNH(E) 1404558, ©The Trustees of the Natural History Museum. 260, *A. asaphogramma*, holotype, BMNH(E) 1404541, ©The Trustees of the Natural History Museum. 261, *A. attenuatum*, holotype, BMNH(E) 1407157, ©The Trustees of the Natural History Museum. 262, *A. breyeri*, holotype, ©MACN. 263, *A. caementosa*, syntype, NHMUK010922941, ©The Trustees of the Natural History Museum. 264, *A. camptochrysa*, holotype, NHMUK010922942, ©The Trustees of the Natural History Museum. 265, *A. chalinopa*, holotype, NHMUK010922950, ©The Trustees of the Natural History Museum. 266, *A. charitopis*, syntype, BMNH(E) 1404733, ©The Trustees of the Natural History Museum. 267, *A. chloronympha*, syntype, NHMUK010922949, ©The Trustees of the Natural History Museum. 268, *A. chrysometra*, holotype, BMNH(E) 1404506, ©The Trustees of the Natural History Museum. 269, *A. cirrhantha*, holotype, BMNH(E) 1404742, ©The Trustees of the Natural History Museum. 270, *A. clytosema*, holotype, NHMUK010922943, ©The Trustees of the Natural History Museum. 271, *A. contorta*, holotype, NHMUK010922944, ©The Trustees of the Natural History Museum. 272, *A. crotalistis*, syntype, BMNH(E) 1404796, ©The Trustees of the Natural History Museum. 273, *A. cyclogramma*, holotype, BMNH(E) 1404743, ©The Trustees of the Natural History Museum. 274, *A. cymella*, holotype nr. 1062, ©CU. 275, *A. demotes*, holotype, BMNH(E) 1404985, ©The Trustees of the Natural History Museum. 276, *A. desmochares*, holotype, NHMUK010922945, ©The Trustees of the Natural History Museum. 277, *A. encentris*, syntype, BMNH(E) 1405064, ©The Trustees of the Natural History Museum. 278, *A. fasciculata*, holotype, BMNH(E) 1405180, ©The Trustees of the Natural History Museum. 279, *A. gemmans*, holotype, BMNH(E) 1405336, ©The Trustees of the Natural History Museum. 280, *A. hapsidota*, syntype BMNH(E) 1405357, ©The Trustees of the Natural History Museum. 281, *A. hastigera*, holotype, BMNH(E) 1405375, ©The Trustees of the Natural History Museum. 282, *A. helicomitra*, syntype, BMNH(E) 1405363, ©The Trustees of the Natural History Museum. 283, *A. hippuris*, syntype, BMNH(E) 1405383, ©The Trustees of the Natural History Museum.



FIGURES 284-311.

←

FIGURES 284–311. Labels of types. Acrocercopinae. 284, *Acrocercops insulella*, holotype, BMNH(E) 1405200, ©The Trustees of the Natural History Museum. 285, *A. leuconota*, holotype, BMNH(E) 1404880, ©The Trustees of the Natural History Museum. 286, *A. luctuosa*, holotype, BMNH(E) 1405338, ©The Trustees of the Natural History Museum. 287, *A. marmaritis*, holotype, BMNH(E) 1405474, ©The Trustees of the Natural History Museum. 288, *A. melanocosma*, syntype, BMNH(E) 1405482, ©The Trustees of the Natural History Museum. 289, *A. microphis*, holotype, NHMUK010922960, ©The Trustees of the Natural History Museum. 290, *A. nolckeniella*, BMNH(E) 1405475, ©The Trustees of the Natural History Museum. 291, *A. obversa*, holotype, BMNH(E) 1405772, ©The Trustees of the Natural History Museum. 292, *A. ornata*, holotype, BMNH(E) 1405816, ©The Trustees of the Natural History Museum. 293, *A. perturbata*, syntype, BMNH(E) 1405650, ©The Trustees of the Natural History Museum. 294, *A. piligera*, holotype, BMNH(E) 1405651, ©The Trustees of the Natural History Museum. 295, *A. pylonias*, holotype, BMNH(E) 1405655, ©The Trustees of the Natural History Museum. 296, *A. ramigera*, holotype, NHMUK010862785, ©The Trustees of the Natural History Museum. 297, *A. rhynchograptia*, BMNH(E) 1405632, ©The Trustees of the Natural History Museum. 298, *A. serrigera*, lectotype, ©The Trustees of the Natural History Museum. 299, *A. serrigera galapagosensis*, MHNG ENTO 00009151, ©MHNG. 300, *A. soritis*, holotype, BMNH(E) 1405981, ©The Trustees of the Natural History Museum. 301, *A. stalagmitis*, holotype, BMNH(E) 1405524, ©The Trustees of the Natural History Museum. 302, *A. taeniarcha*, holotype, BMNH(E) 1406043, ©The Trustees of the Natural History Museum. 303, *A. undifraga*, syntype, BMNH(E) 1405983, ©The Trustees of the Natural History Museum. 304, *A. urbanella*, holotype, BMNH(E) 1405848, ©The Trustees of the Natural History Museum. 305, *A. xeniella*, holotype, BMNH(E) 1405861, ©The Trustees of the Natural History Museum. 306, *A. xystrota*, holotype, BMNH(E) 1405949, ©The Trustees of the Natural History Museum. 307, *A. zebrulella*, holotype, nr. 1063, ©CU. 308, *Cryptolectica lazaroii*, holotype, nr. 00028595, ©CNC. 309, *Dialectica galapagosensis*, holotype, MHNG ENTO 00009155, ©MHNG. 310, *D. rendalli*, holotype, BMNH(E) 1406314, ©The Trustees of the Natural History Museum. 311, *Eucosmophora aspila*, holotype, BMNH(E) 1409425, ©The Trustees of the Natural History Museum.



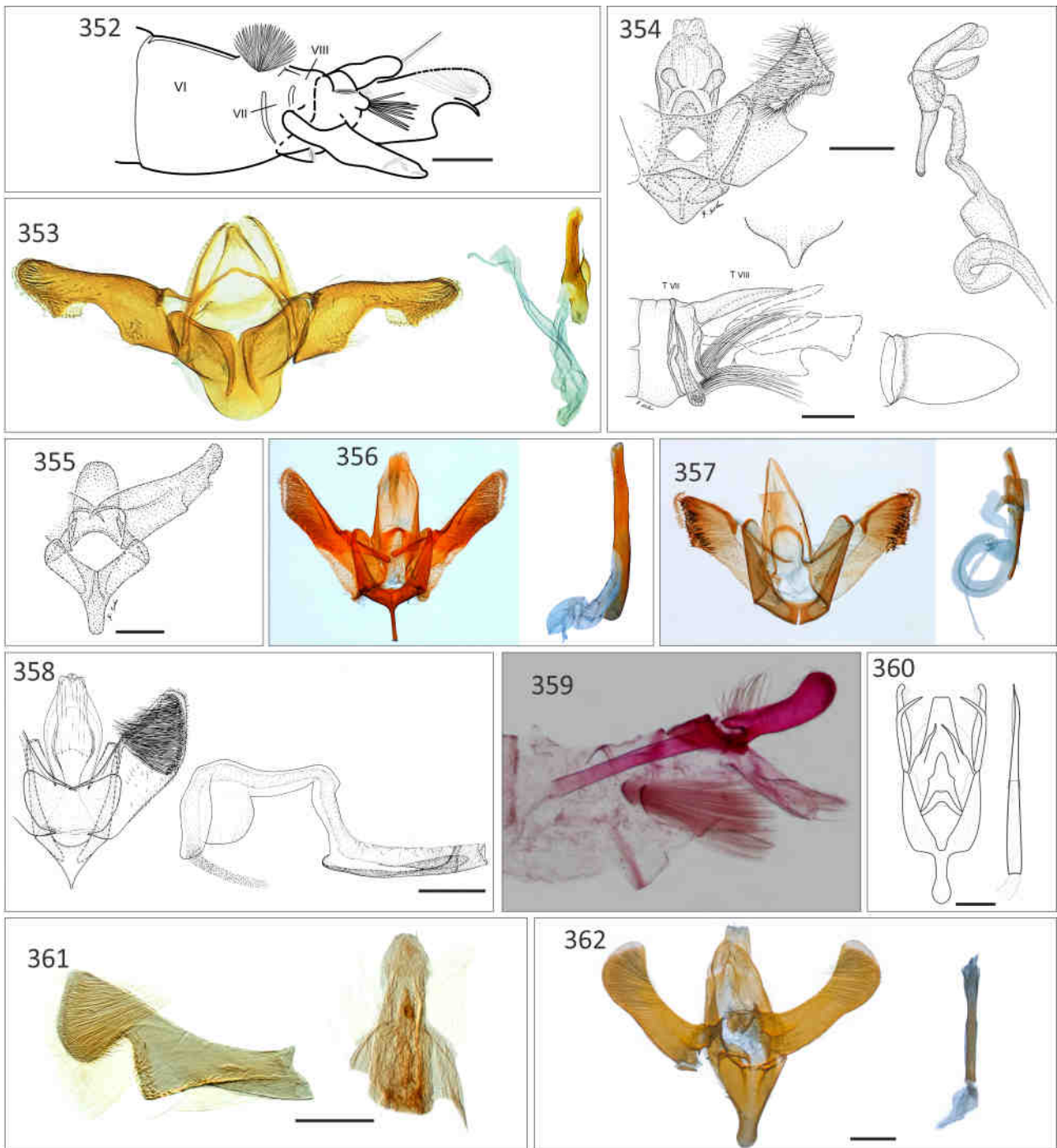
FIGURES 312–339.

←

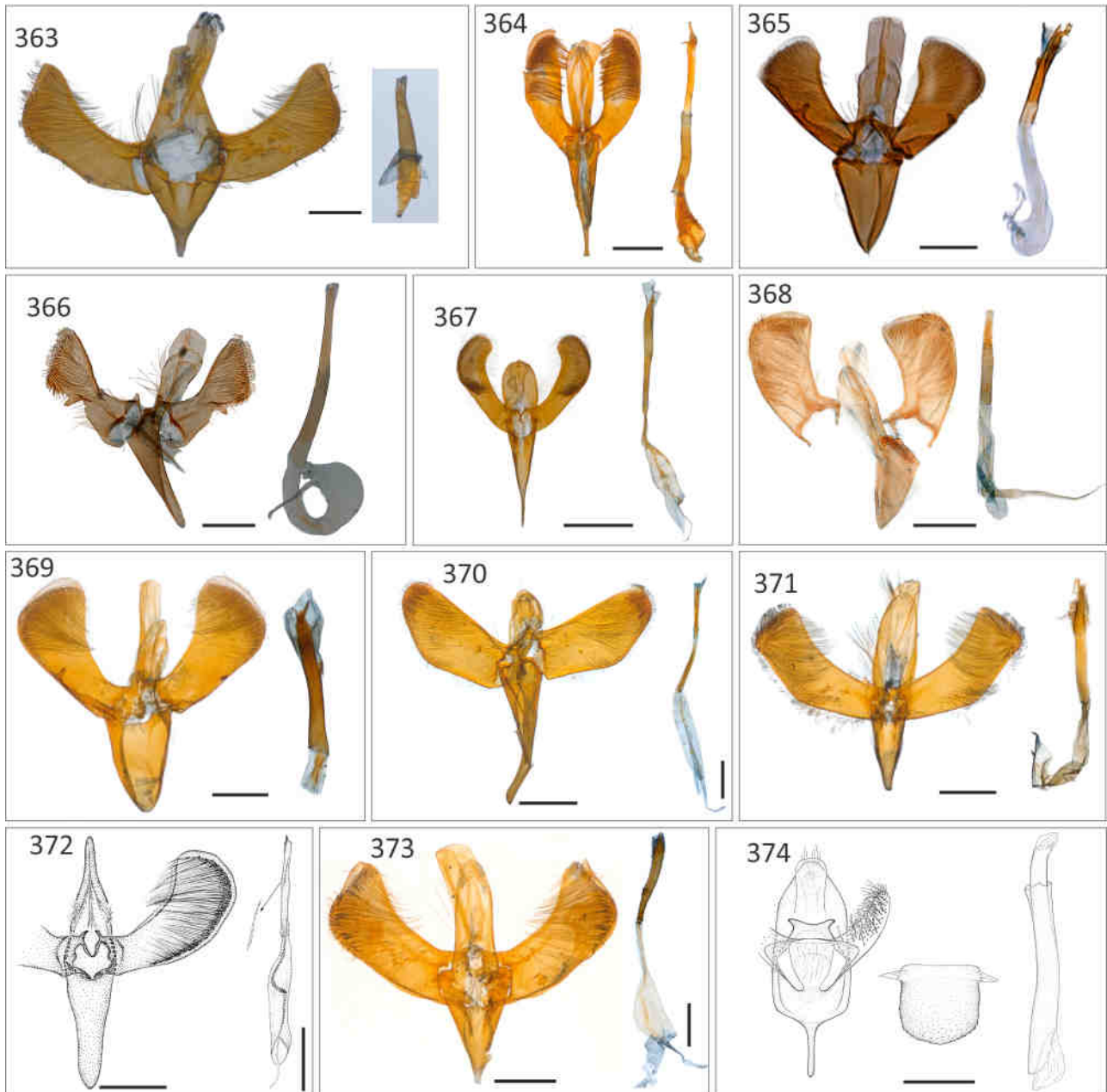
FIGURES 312–339. Labels of types. FIGURES 312–319. Acrocercopinae. 312, *Eucosmophora atlantis*, holotype, BMNH(E) 1409404, ©The Trustees of the Natural History Museum. 313, *E. dives*, holotype, BMNH(E) 1409430, ©The Trustees of the Natural History Museum. 314, *E. eclampsis*, holotype, BMNH(E) 1408290, ©The Trustees of the Natural History Museum. 315, *E. eurychalca*, lectotype, BMNH(E) 1409421, ©The Trustees of the Natural History Museum. 316, *E. melanactis*, holotype, BMNH(E) 1409409, ©The Trustees of the Natural History Museum. 317, *E. trimetalla*, lectotype, BMNH(E) 1409401, ©The Trustees of the Natural History Museum. 318, *Sauterina hexameris*, holotype, BMNH(E) 1410734, ©The Trustees of the Natural History Museum. 319, *S. phiaropis*, holotype, BMNH(E) 1410732, ©The Trustees of the Natural History Museum. FIGURES 320–339. Labels of types. Phyllocnistinae: Phyllocnistini. 320, *Phyllocnistis abataiae*, holotype, ©ZMHB. 321, *P. aurilinea*, lectotype, BMNH(E) 1412371, ©The Trustees of the Natural History Museum. 322, *P. baccharidis*, holotype, ©ZMHB. 323, *P. bourquini*, holotype, ©MACN. 324, *P. citrella*, lectotype, BMNH(E) 1055796 [changed to NHMUK010862840], ©The Trustees of the Natural History Museum. 325, *P. dorcas*, holotype, BMNH(E) 1412349, ©The Trustees of the Natural History Museum. 326, *P. drimiphaga*, holotype, ©USNM. 327, *P. helios*, holotype, acquisition number 56.448, ©V. Becker. 328, *P. hemera*, holotype, acquisition number 306-47, ©LMCI. 329, *P. jupiter*, paratype, acquisition number 56.370, ©V. Becker. 330, *P. kawakitai*, holotype, AK 0105, ©MNHN. 331, *P. maxberryi*, holotype, ©USNM. 332, *P. meliacella*, holotype, nr. 72096, ©USNM. 333, *P. norak*, holotype, CLV1381, ©MNHN. 334, *P. ohshimai*, holotype, CLV1367, ©MNHN. 335, *P. ourea*, paratype, acquisition number DZ 33.363, ©MCTP. 336, *P. persefolia*, holotype, ©USNM. 337, *P. petronellii*, holotype, IO0535, ©MNHN. 338, *P. phoebus*, paratype, acquisition numbers 57.618, ©MCTP. 339, *P. puyehuenis*, holotype, ©ZMUC.



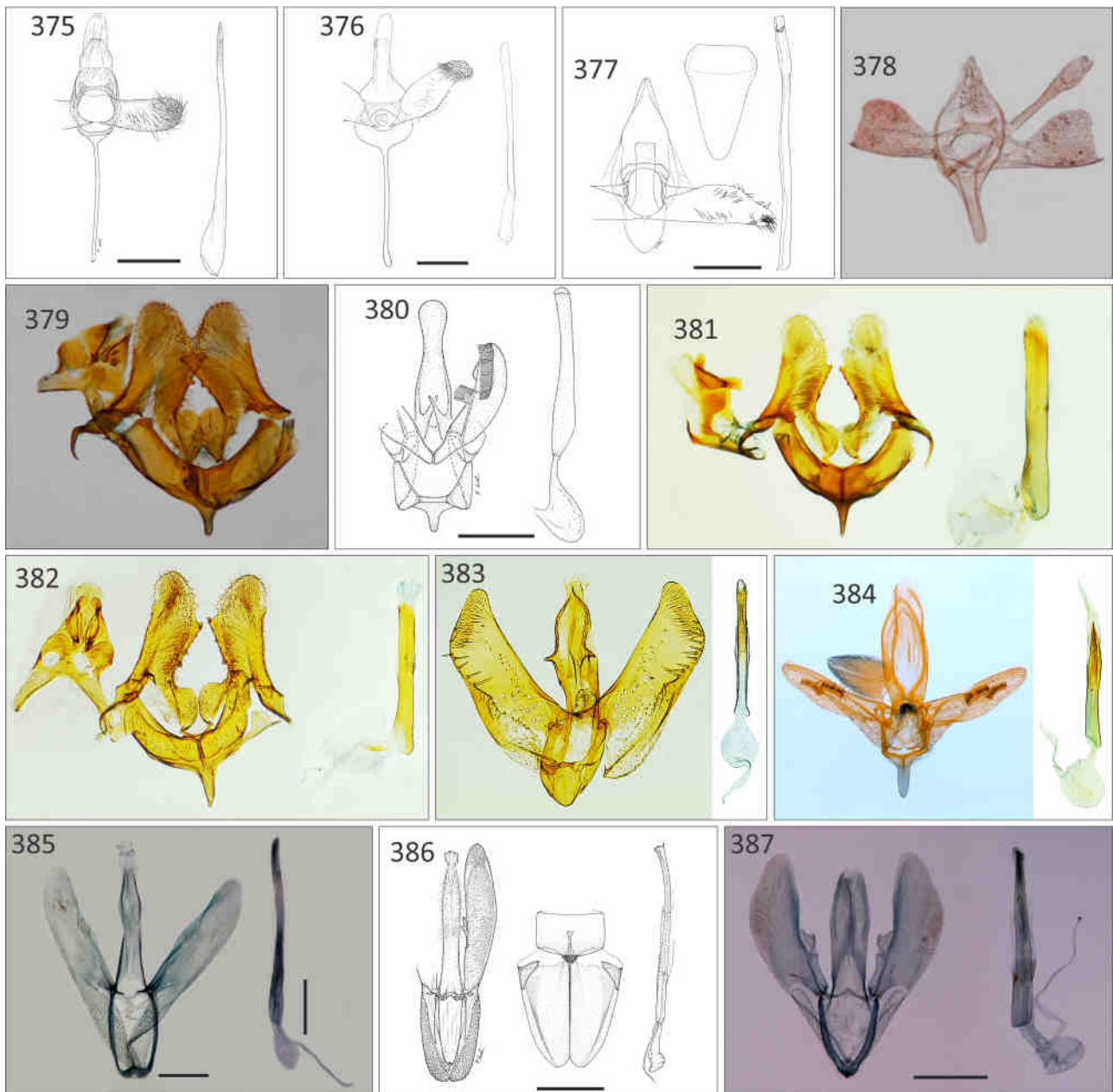
FIGURES 340–351. Labels of types. FIGURES 340–347. Phyllocnistinae: Phyllocnistini. 340, *Phyllocnistis rotans*, lectotype, BMNH(E) 1412616, ©The Trustees of the Natural History Museum. 341, *P. sciophanta*, holotype, BMNH(E) 1412343, ©The Trustees of the Natural History Museum. 342, *P. selene*, holotype, acquisition number DZ 33.403, ©DZUP. 343, *P. sexangula*, lectotype, BMNH(E) 1412359, ©The Trustees of the Natural History Museum. 344, *P. tethys*, holotype, acquisition number DZ 22.623, ©DZUP. 345, *P. tropaeolicola*, holotype, ©USNM. 346, *P. wygodzinski*, holotype, ©ZMHB. 347, *P. xylopiella*, holotype, acquisition number 40.388, ©V. Becker. FIGURES 348–350. Labels of types. Phyllocnistinae: Marmarini. 348, *Marmara affirmata*, syntype, BMNH(E) 1408478, ©The Trustees of the Natural History Museum. 349, *M. isorthis*, holotype, BMNH(E) 1409319, ©The Trustees of the Natural History Museum. 350, *M. stemonodes*, syntype, BMNH(E) 1408853, ©The Trustees of the Natural History Museum. FIGURE 351. Phyllocnistinae: Oecophyllembiini. *Angelabella tecomae*, paratype, ©MZUC.



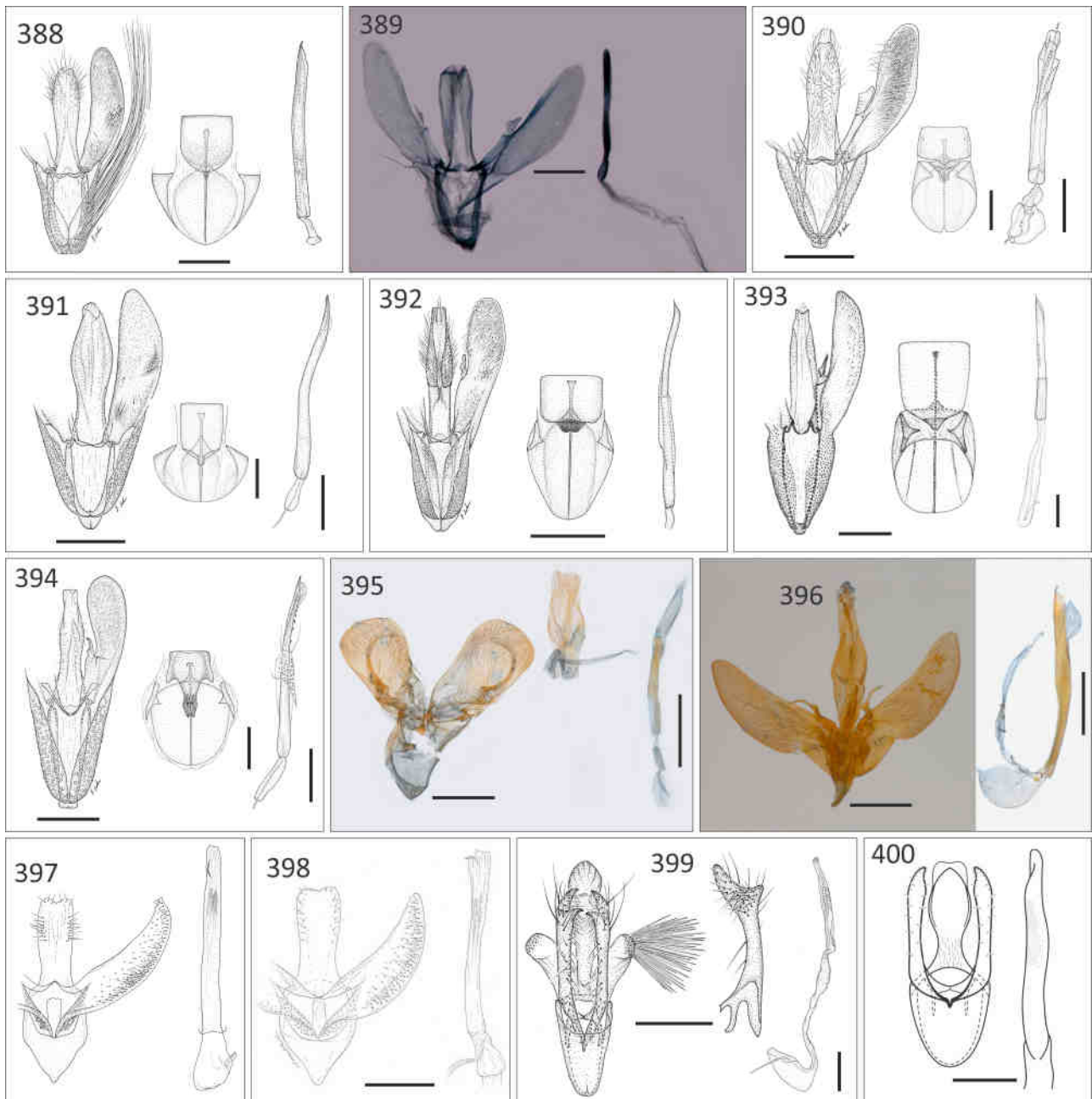
FIGURES 352–362. Male genitalia of types and voucher specimens. FIGURES 352–360. Ornixolinae. 352, *Cactivalva nebularia*, voucher specimen; scale bar 200 μm , ©LMCI. 353, *Chileoptilia yaroella*, paratype, ©MHNG. 354, *Leurocephala schinusae*, paratype; scale bar 200 μm , ©USNM. 355, *Neurobathra curcassi*, voucher specimen; scale bar 200 μm , ©USNM. 356, *Neurostrota brunnea*, holotype, ©MHNG. 357, *N. magnifica*, paratype, ©MHNG. 358, *N. gunniella*, voucher specimen; scale bar 200 μm , ©USNM. 359, *Spanioptilia spinosum*, syntype, genitalia slide 6090♂, ©The Trustees of the Natural History Museum. 360, *Spinivalva gaucha*, voucher specimen; scale bar 200 μm , ©LMCI. FIGURES 361, 362. Gracillariinae: Gracillariini. 361, *Caloptilia bursarella*, holotype, genitalia slide 20488♂; scale bar 200 μm , ©USNM. 362, *C. callichora*, syntype, genitalia slide NHMUK010313396♂; scale bar 200 μm , ©The Trustees of the Natural History Museum.



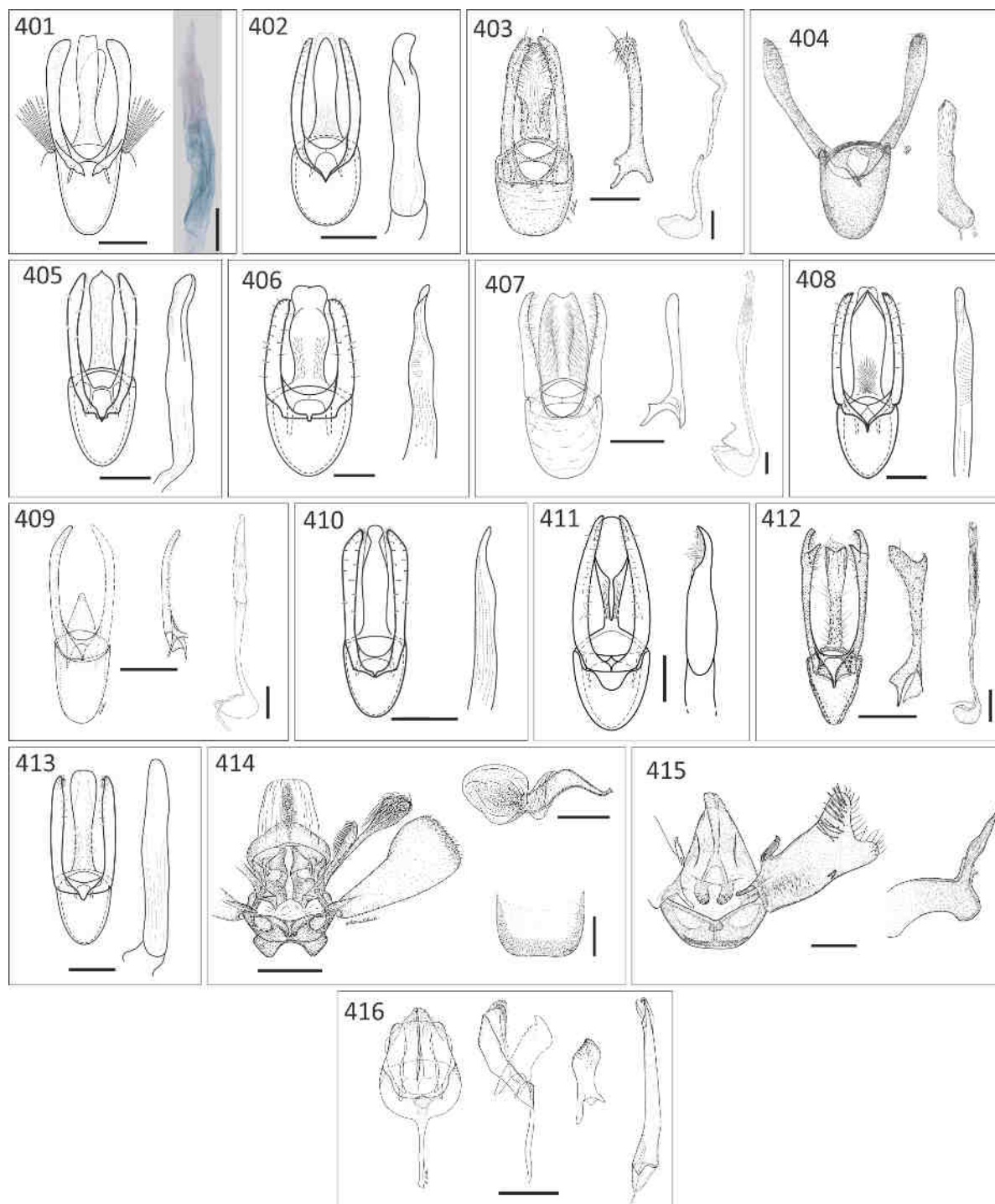
FIGURES 363–374. Male genitalia of types and voucher specimens. FIGURES 363–373. Gracillariinae: Gracillariini. 363, *Caloptilia camaronae*, syntype, genitalia slide NHMUK010313399♂; scale bar 200 µm, ©The Trustees of the Natural History Museum. 364, *C. chloroptila*, holotype, genitalia slide NHMUK010313401♂; scale bar 300 µm, ©The Trustees of the Natural History Museum. 365, *C. cruzorum*, paratype, genitalia slide MHNG 3011♂, scale bar 200 µm, ©MHNG. 366, *C. dondavi*, paratype; scale bar 200 µm, ©MHNG. 367, *C. eolampis*, syntype, genitalia slide NHMUK010313403♂; scale bar 500 µm, ©The Trustees of the Natural History Museum. 368, *C. galacotra*, paratype; scale bar 200 µm, ©MHNG. 369, *C. immuricata*, holotype, genitalia slide NHMUK010313405♂; scale bar 200 µm, ©The Trustees of the Natural History Museum. 370, *C. oriarcha*, holotype, genitalia slide NHMUK010313406♂; scale bar 300 µm, ©The Trustees of the Natural History Museum. 371, *C. perseae*, voucher specimen, genitalia slide HAAM010; scale bar 300 µm, ©USNM. 372, *C. schinusifolia*, paratype; scale bar 300 µm, ©USNM. 373, *C. viridula*, holotype, genitalia slide NHMUK010313408♂; scale bar 200 µm, ©The Trustees of the Natural History Museum. FIGURE 374. Lithocolletinae. 374, *Cremastobombycia lantanelle*, voucher specimen; scale bar 150 µm, ©USNM.



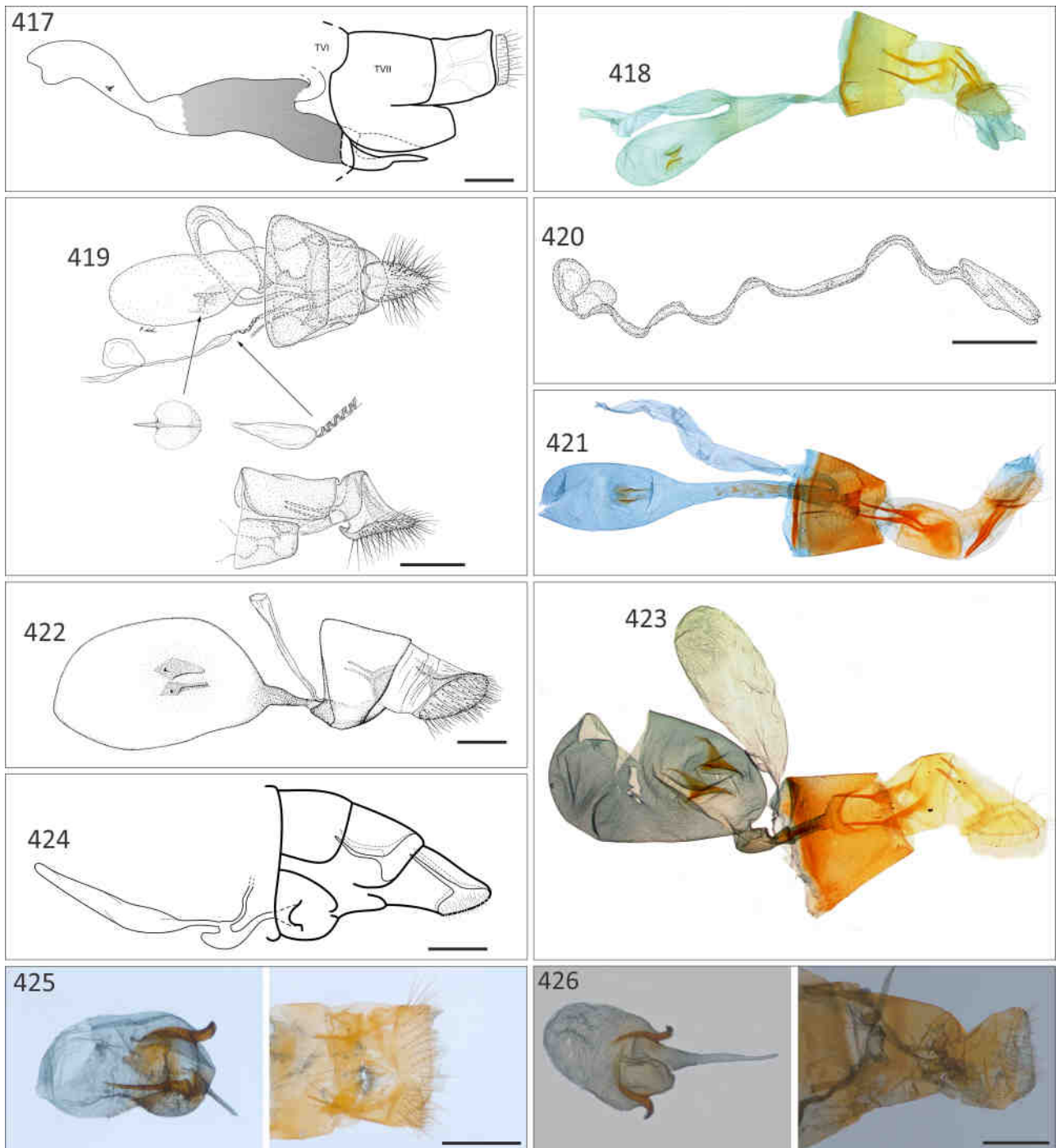
FIGURES 375–387. Male genitalia of types and voucher specimens. FIGURES 375–378. Lithocolletinae. 375, *Macrosaccus gliricidius*, paratype; scale bar 200 μm , ©USNM. 376, *M. robiniella*, voucher specimen; scale bar 250 μm , ©USNM. 377, *Phyllonorycter acanthus*, holotype, genitalia slide nr. USNM 30779♂; scale bar 500 μm , ©USNM. 378, *P. argentifrontella*, holotype, genitalia slide 3963♂, ©The Trustees of the Natural History Museum. FIGURES 379–387. Acrocercopinae. 379, *Acrocercops albomarginatum*, holotype, genitalia slide BMNH 31203♂, ©The Trustees of the Natural History Museum. 380, *Acrocercops ipomoeae*, voucher specimen, USNM 42187♂; scale bar 200 μm , ©USNM. 381, *A. serrigera*, lectotype, genitalia slide BMNH 31204♂, ©The Trustees of the Natural History Museum. 382, *A. serrigera galapagosensis*, paratype, ©MHNG. 383, *Cryptolectica lazaroii*, paratype, ©MHNG. 384, *Dialectica galapagosensis*, paratype, ©MHNG. 385, *Eucosmophora atlantis*, holotype, genitalia slide BMNH 30830♂; scale bar 300 μm , ©The Trustees of the Natural History Museum. 386, *E. chrysocosma*, paralectotype; scale bar 500 μm , ©The Trustees of the Natural History Museum. 387, *E. eurychalca*, lectotype, genitalia slide BMNH 30832♂, scale bar 300 μm , ©The Trustees of the Natural History Museum.



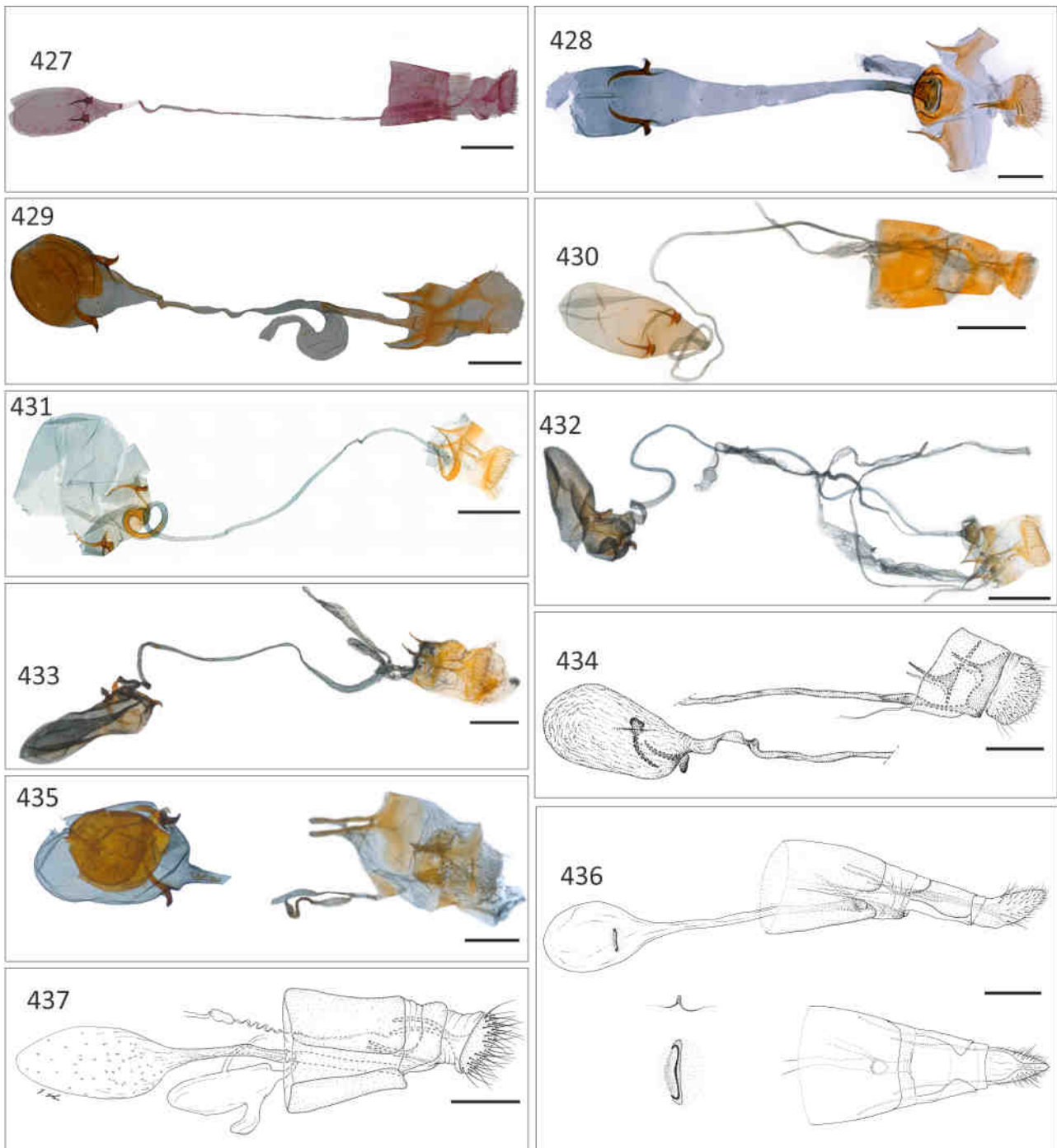
FIGURES 388–400. Male genitalia of types and voucher specimens. FIGURES 388–398. Acrocercopinae. 388, *Eucosmophora ingae*, holotype, genitalia slide DRD 4039♂; scale bar 300 µm, ©MNCR-A (formerly INBIO). 389, *E. melanactis*, holotype, genitalia slide BMNH 30828♂; scale bar 200 µm, ©The Trustees of the Natural History Museum. 390, *E. paraguayensis*, holotype, genitalia slide USNM 31824♂; scale bar 300 µm, ©USNM. 391, *E. pithecellobiae*, holotype, genitalia slide DRD 4020; scale bar 300 µm, ©D. Wagner. 392, *E. pouteriae*, holotype, genitalia slide DRD 4041♂; scale bar 500 µm, ©MNCR (formerly INBIO). 393, *E. schinusivora*, holotype; scale bar 300 µm, ©USNM. 394, *E. sideroxylonella*, voucher specimen; scale bar 300 µm, ©USNM. 395, *Sauterina hexameris*, holotype, genitalia slide NHMUK010313404♂; scale bar 400 µm, ©The Trustees of the Natural History Museum. 396, *S. phiaropis*, holotype, genitalia slide NHMUK010313407♂; scale bar 500 µm, ©The Trustees of the Natural History Museum. 397, *Telamoptilia hibiscivora*, holotype, genitalia slide USNM 005273♂, ©USNM. 398, *T. pavoniae*, paratype, genitalia slides USNM 34674♂; scale bar 200 µm, ©USNM. FIGURES 399, 400. Phyllocnistinae: Phyllocnistini. 399, *Phyllocnistis drimiphaga*, paratype; scale bar 200 µm, ©USNM. 400, *P. helios*, holotype, genitalia slide GRPM 50-130♂; scale bar 100 µm, ©V. Becker.



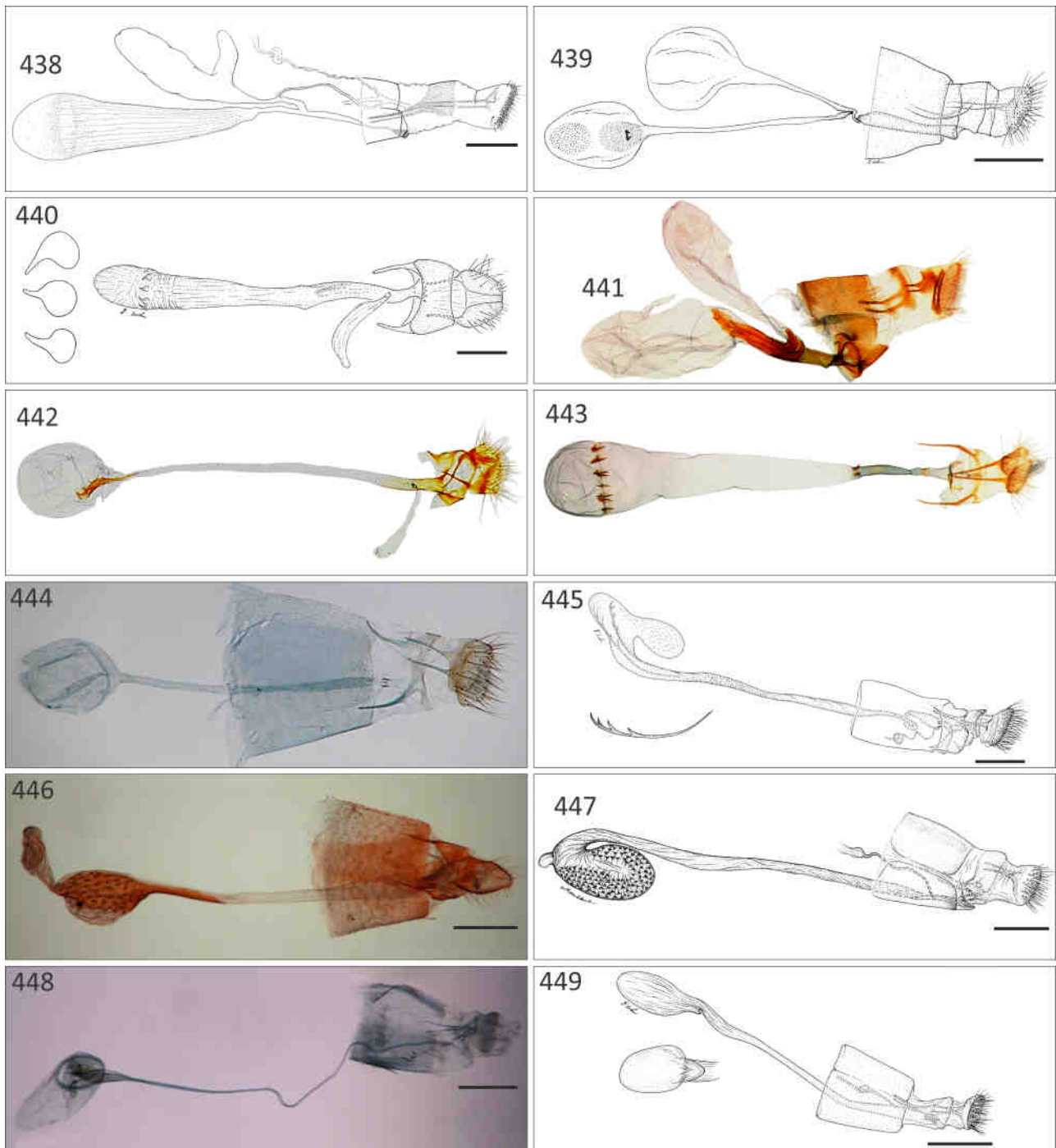
FIGURES 401–416. Male genitalia of types. FIGURES 401–413. Phyllocnistinae: Phyllocnistini. 401, *Phyllocnistis hemera*, paratype; scale bar 150 μ m, ©LMCI. 402, *P. jupiter*, holotype, genitalia slide GRPM 50-133♂; scale bar 100 μ m, ©V. Becker. 403, *P. maxberryi*, paratype; scale bar 100 μ m, ©USNM. 404, *P. meliacella*, holotype, ©USNM. 405, *P. ohshimai*, holotype, genitalia slide GRPM 50-142♂; scale bar 100 μ m, ©MNH. 406, *P. ourea*, holotype, genitalia slide GRPM 50-115♂; scale bar 50 μ m, ©DZUP. 407, *P. perseafolia*, holotype, genitalia slide 34075♂; scale bar 100 μ m, ©USNM. 408, *P. phoebus*, holotype, genitalia slide GRPM 50-118♂; scale bar 100 μ m, ©DZUP. 409, *P. puyehuenis*, holotype; scale bar 150 μ m, ©ZMUC. 410, *P. selene*, holotype, genitalia slide GRPM 50-121♂; scale bar 100 μ m, ©DZUP. 411, *P. tethys*, voucher specimen; scale bar 100 μ m, ©LMCI. 412, *P. tropaeolicola*, paratype; scale bar 200 μ m, ©USNM. 413, *P. xylopiella*, holotype, genitalia slide GRPM 50-136♂; scale bar 100 μ m, ©V. Becker. FIGURES 414, 415. Phyllocnistinae: Marmarini. 414, *Marmara gulosa*, paratype; scale bar 100 μ m, ©USNM. 415, *M. opuntiella*, voucher specimen; scale bar 100 μ m, ©USNM. FIGURE 416. Phyllocnistinae: Oecophyllembiini. *Prophyllocnistis epidrimys*, paratype; scale bar 200 μ m, ©USNM.



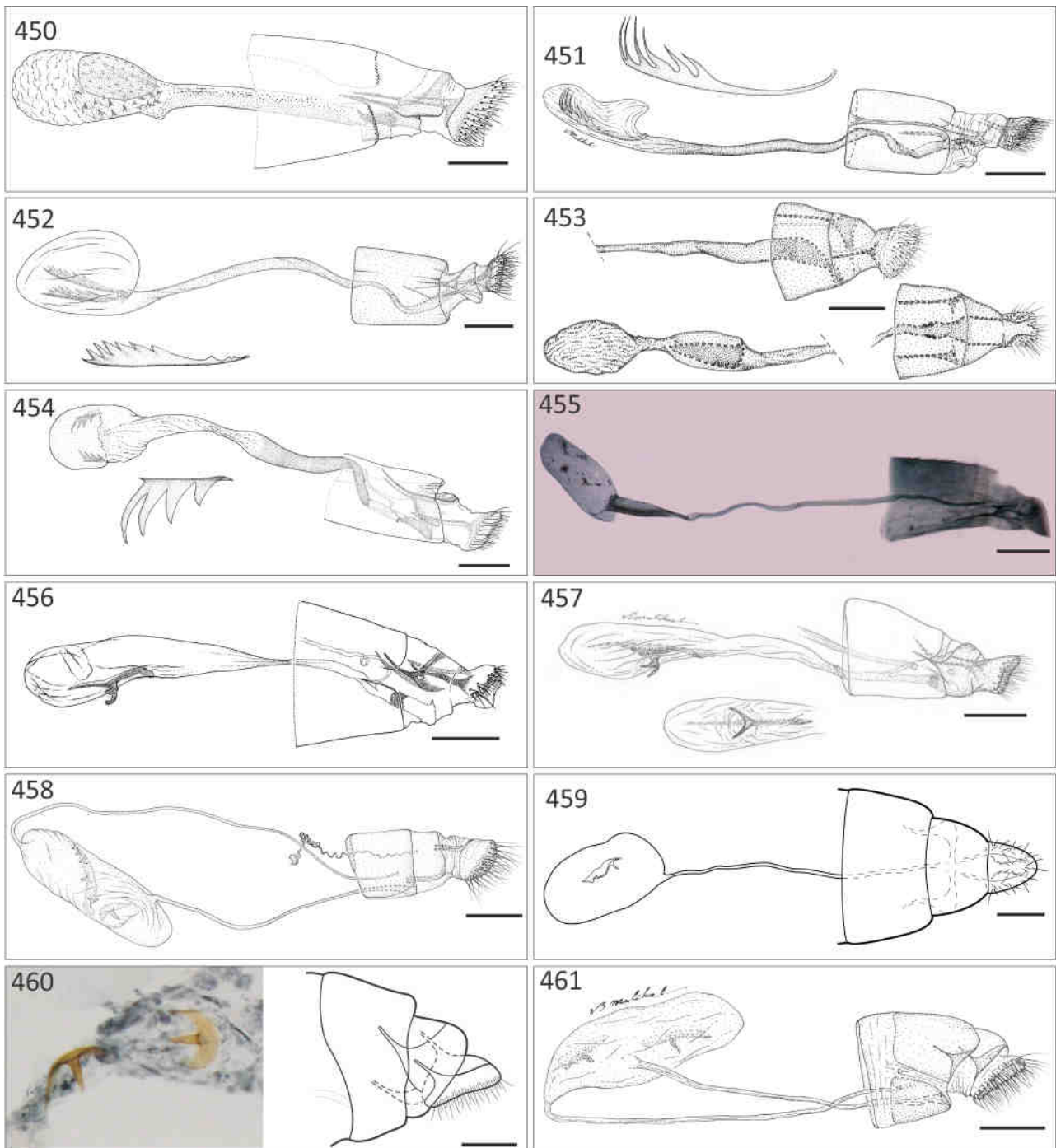
FIGURES 417–426. Female genitalia of types and voucher specimens. FIGURES 417–424. Ornixolinae. 417, *Cactivalva nebularia*, voucher specimen; scale bar 200 μm , © LMCI. 418, *Chileoptilia yaroella*, paratype, ©MHNG. 419, *Leurocephala schimusae*, paratype; scale bar 200 μm , ©USNM. 420, *Neurobathra curcassi*, voucher specimen; scale bar 500 μm , ©USNM. 421, *Neurostrotia brunnea*, paratype, ©MHNG. 422, *N. gunniella*, paralectotype; scale bar 200 μm , ©USNM. 423, *N. magnifica*, paratype, ©MHNG. 424, *Spinivalva gaucha*, voucher specimen; scale bar 200 μm , © LMCI. FIGURES 425, 426. Gracillariinae: Gracillariini. 425, *Caloptilia aeolastis*, syntype, genitalia slide NHMUK010313398♀; scale bar 200 μm , ©The Trustees of the Natural History Museum. 426, *C. callichora*, syntype, NHMUK010313397♀; scale bar 200 μm , ©The Trustees of the Natural History Museum.



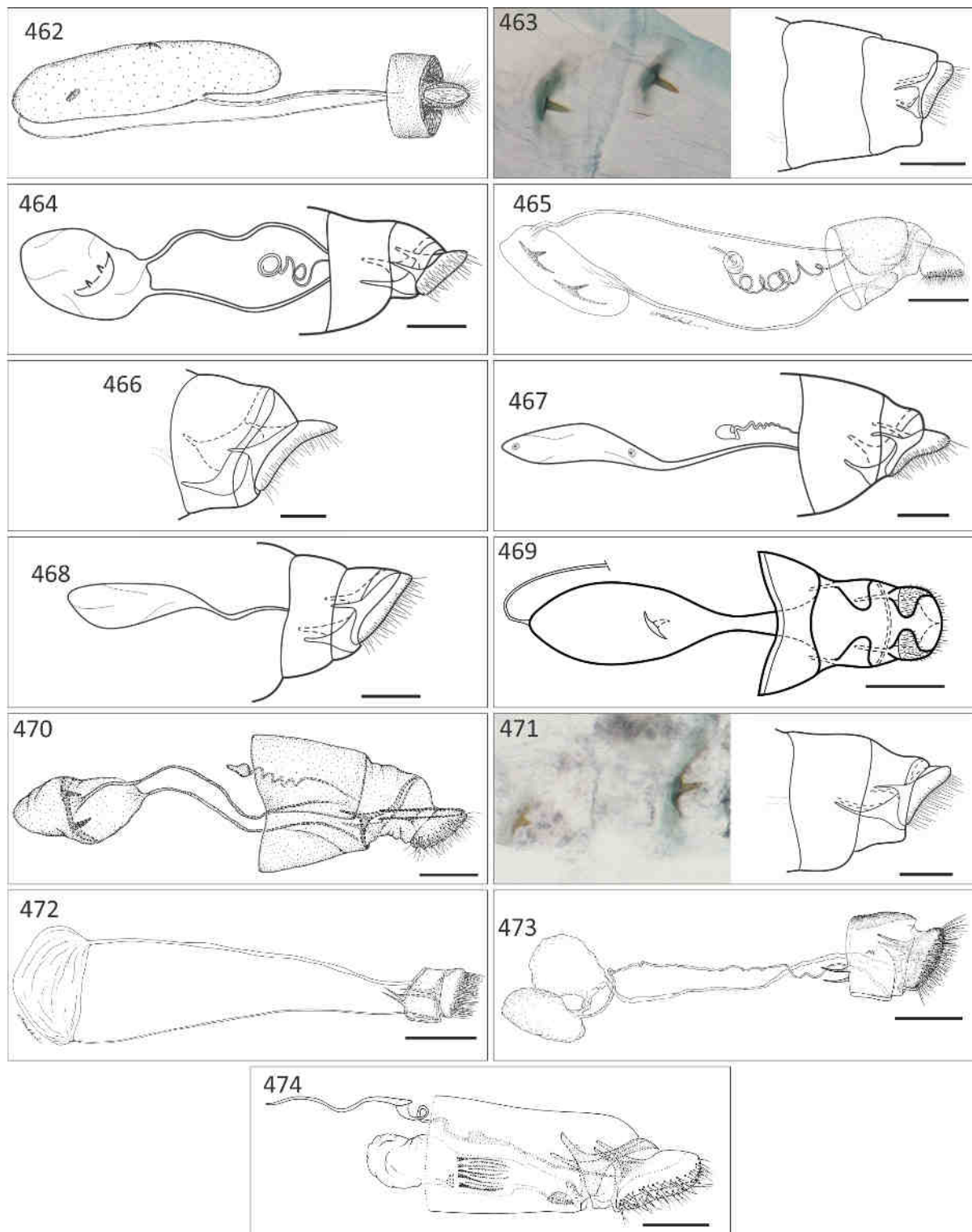
FIGURES 427–437. Female genitalia of types and voucher specimens. FIGURES 427–435. Gracillariinae: Gracillariini. 427, *Caloptilia camaronae*, voucher specimen; scale bar 500 μ m, ©UNAB. 428, *C. cruzorum*, paratype, genitalia slide MHNG 2937♀; scale bar 200 μ m, ©MHNG. 429, *C. dondavisii*, paratype, scale bar 300 μ m, ©MHNG. 430, *C. eolampis*, syntype, NHMUK010313402♀; scale bar 500 μ m, ©The Trustees of the Natural History Museum. 431, *C. galacotra*, paratype; scale bar 300 μ m, ©MHNG. 432, *C. pastranai*, paratype, genitalia slide HAA011♀; scale bar 300 μ m, ©USNM. 433, *C. perseae*, voucher specimen, genitalia slide HAA009♀; scale bar 200 μ m, ©USNM. 434, *C. schinusifolia*, paratype; scale bar 500 μ m, ©USNM. 435, *C. similatella*, voucher specimen, genitalia slide NHMUK010313409♀; scale bar 200 μ m, ©The Trustees of the Natural History Museum. FIGURES 436, 437. Lithocolletinae. 436, *Cremastobombycia lantanella*, voucher specimen; scale bar 200 μ m, ©USNM. 437, *Macrosaccus gliricidius*, paratype; scale bar 200 μ m, ©USNM.



FIGURES 438–449. Female genitalia of types and voucher specimens. FIGURES 438, 439. Lithocolletinae. 438, *Macrosaccus robiniella*, voucher specimen; scale bar 200 μm , ©USNM. 439, *Phyllonorycter acanthus*, paratype; scale bar 300 μm , ©USNM. FIGURES 440–449. Acrocercopinae. 440, *Acrocercops leucographa*, paratype; scale bar 200 μm , ©USNM. 441, *A. serrigera galapagosensis*, paratype, ©MHNG. 442, *Cryptolectica lazaroii*, paratype, ©MHNG. 443, *Dialectica galapagosensis*, paratype, ©MHNG. 444, *D. sanctaecrucis*, holotype, genitalia slide BMNH 29522♀, ©The Trustees of the Natural History Museum. 445, *Eucosmophora chrysocosma*, paralectotype; scale bar 200 μm , ©The Trustees of the Natural History Museum. 446, *E. dives*, holotype, genitalia slide BMNH 27922♀; scale bar 300 μm , ©The Trustees of the Natural History Museum. 447, *E. echimulata*, holotype, genitalia slide USNM 31825♀; scale bar 300 μm , ©USNM. 448, *E. eclampsis*, holotype, genitalia slide BMNH 30829♀; scale bar 300 μm , ©The Trustees of the Natural History Museum. 449, *E. ingae*, paratype; scale bar 500 μm , ©USNM.



FIGURES 450–461. Female genitalia of types. FIGURES 450–457. Acrocercopinae. 450, *Eucosmophora pithecellobiae*, paratype; scale bar 200 μm , ©USNM. 451, *E. pouteriae*, paratype, genitalia slide DRD 4071♀; scale bar 300 μm , ©USNM. 452, *E. prolata*, holotype, genitalia slide USNM 31829♀; scale bar 300 μm , ©USNM. 453, *E. schinusivora*, paratype; scale bar 200 μm , ©USNM. 454, *E. sideroxylonella*, holotype, genitalia slide USNM 31648♀; scale bar 200 μm , ©USNM. 455, *E. trimetalla*, lectotype, genitalia slide BMNH 30831♀; scale bar 300 μm , ©The Trustees of the Natural History Museum. 456, *Telamoptilia hibiscivora*, paratype; scale bar 300 μm , ©USNM. 457, *T. pavoniae*, paratype, genitalia slide USNM 34701♀; scale bar 300 μm , ©USNM. FIGURES 458–461. Phyllocnistinae: Phyllocnistini. 458, *Phyllocnistis drimiphaga*, paratype; scale bar 200 μm , ©USNM. 459, *P. hemera*, paratype; scale bar 300 μm , ©LMCI. 460, *P. kawakitai*, holotype, genitalia slide GRPM 50-141♀; scale bar 100 μm , ©MNHN. 461, *P. maxberryi*, holotype; scale bar 200 μm , ©USNM.



FIGURES 462–474. Female genitalia of types. FIGURES 462–471. Phyllocnistinae: Phyllocnistini. 462, *Phyllocnistis meliacella*, paratype, ©USNM. 463, *P. norak*, holotype, genitalia slide GRPM 50-140♀; scale bar 100 µm, ©MNH. 464, *P. ourea*, voucher specimen; scale bar 200 µm, ©LMCI. 465, *P. perseafolia*, paratype; scale bar 200 µm, ©USNM. 466, *P. petronellii*, holotype, genitalia slide GRPM 50-143♀; scale bar 100 µm, ©MNH. 467, *P. phoebus*, paratype, genitalia slide GRPM 50-120♀; scale bar 100 µm, ©MCTP. 468, *P. selene*, voucher specimen; scale bar 100 µm, ©LMCI. 469, *P. tethys*, voucher specimen; scale bar 25 µm, ©LMCI. 470, *P. tropaolicola*, paratype; scale bar 200 µm, ©USNM. 471, *P. xylopiella*, paratype, genitalia slide GRPM 50-139♀; scale bar 100 µm, ©V. Becker. FIGURES 472, 473. Phyllocnistinae: Marmarini. 472, *Marmara gulosa*, paratype; scale bar 500 µm, ©USNM. 473, *M. opuntiella*, voucher specimen; scale bar 200 µm, ©USNM. FIGURE 474. Phyllocnistinae: Oecophyllembiini. 474, *Prophyllocnistis epidrimys*, paratype; scale bar 200 µm, ©USNM.

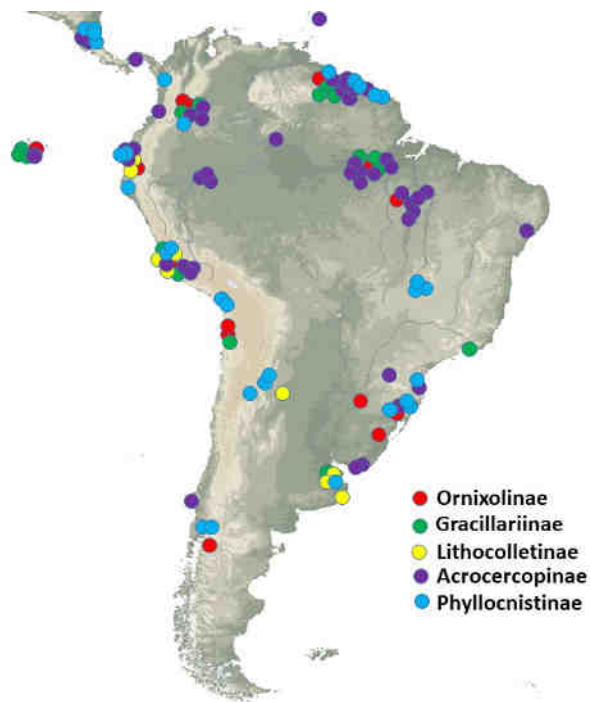


FIGURE 475. Type localities of the Neotropical Gracillariidae: red dots Ornixolinae, green dots Gracillariinae, yellow dots Lithocolletinae, purple dots Acrocercopinae and blue dots Phyllocnistinae. Data from the Global Taxonomic Database of Gracillariidae available at www.gracillariidae.net.



FIGURE 476. The participants of the 3rd International Symposium on Gracillariidae, 19 January 2018, Serra Bonita Reserve, Bahia, Brazil. Gerfried Deschka stands first from right. ©Mignon Davis.